

# The Relationship Between Parental Involvement in Education and Academic Achievement: A Meta-analysis Study

Aysel ATEŞ

PhD, Ministry of Education, Turkey

## Abstract

The aim of this study is to examine the relationship between parental involvement and students' academic achievement using meta-analysis method. In the research, Proquest Digital Dissertations, Web of Science, ERIC, Council of Higher Education Thesis Center and Turkish Academic Network and Information Center were scanned, and 53 studies in accordance with the study criteria were included in the meta-analysis. Inclusion criteria includes research on the relationship between parental involvement and academic achievement, having sufficient quantitative data such as correlation value or regression coefficient, studies involving primary, secondary or high school students and their families. The correlation values of the included studies were converted into Fisher z values. The average effect size was evaluated by Comprehensive Meta Analysis V3 (CMA) Program. As a result of the study, it was seen that parental involvement affects academic achievement. In addition, it was observed that the relationship between parental involvement and academic achievement did not differ significantly according to course areas, school levels and geographical areas. In this context, suggestions have been developed for ensuring parental involvement and for future researches.

**Keywords:** Parental involvement, academic achievement, school, teacher.

## 1. Introduction

What the factors that affect the academic achievement of students are among the most curious topics of educators, parents and researchers. It may be possible to separate these factors as in-school and out-of-school. The qualifications of teachers and school administrators (Adams & Forsyth, 2013; Anderson, 2012; Helvacı & Aygoğan, 2011), learning environment and teaching methods (Straková, Simonová & Greger, 2018) can be given as examples of in-school factors. Out-of-school factors include the student's socio-economic (Epstein & Sheldon, 2019; Sénéchal & Young, 2008; Stright & Yeo, 2014) and physiological status (Underwood, 2011), self-efficacy, and parental involvement (Epstein, 1991; Jurado, 2014; Partin, 2017; Roksa & Kinsley, 2019; Schnepf, Klinger, Volante & Jerrim, 2019) in education. Since students spend a limited part of their time at school and most of their time outside of school, out-of-school factors are at least as important as in-school factors in students' achievement. Students spend their time outside of school with their social environment and family. Therefore, it is expected to be related to family, parental involvement in school and academic achievement of the student. For this reason, the relationship between parental involvement in school and students' academic achievement has been determined as the subject of this study.

When the theoretical background of parental involvement is examined, it is seen that there is no consensus on the definition of the concept (Fan & Chen, 2001). For example; For Grolnick & Slowiaczek (1994), parental involvement is a selfless transfer of resources that parents have in line with their children's needs; For LaRocque, Kleiman & Darling (2011), the investment of parents or caregivers in educational processes;

For El Nokali, Bachman & Votruba-Drzal (2010), it is the set of behaviors that parents display at school and at home in order to support the education of the child. Although different definitions have been made for family participation, the definition is based on the fact that the family is an important factor in the education of the child.

The reason for the different definitions of parental involvement is that the researchers focused on different features of parental involvement. For example; Choi, Chang, Kim & Reio (2015) and Epstein & Sheldon (2019) deal with parental involvement on two grounds. The first of these is home-based parental involvement. Here, providing the necessary support and creating the structure for repeating what has been learned at school at home. The second type is school-based parental involvement. This type of involvement includes communicating with the teacher and participating in school activities (Choi et al., 2015; Epstein & Sheldon, 2019). Hill, Witherspoon & Bartz (2018) talk about a separate type

---

**Corresponding Author e-mail:** ates.aysel@yahoo.com

<https://orcid.org/orcid.org/0000-0001-7582-6243>

**How to cite this article:** ATEŞ, A (2021). The Relationship Between Parental Involvement in Education and Academic Achievement: A Meta-analysis Study. Pegem Journal of Education and Instruction, Vol. 11, No. 3, 2021, 50-66

**Source of support:** Nil

**Conflict of interest:** None.

**DOI:** 10.14527/pegegog.2021.00

**Submission :** 02.01.2021

**Revision:** 04.05.2021

**Acceptance:** 07.05.2021

**Publication:** 01.07.2021

---

of involvement called academic socialization. According to Hill et al. (2018), in academic socialization, the educational expectations of the family are clear, the family talks with the child about the educational processes, establishes a relationship between current issues and course subjects, discusses learning strategies with the child, supports his education dreams and plans his future.

There are also different explanations as to why parental involvement is important for student success. One of these is Bronfenbrenner's (1979) ecological approach. According to Bronfenbrenner, there should be two-way interaction, unity of goals, sustainable trust and a balance of power between the environments or institutions in which the individual lives for his development. The two main institutions where students spend their lives are school and family. Therefore, two-way interaction between school and family, unity of goals, sustainable balance of trust and power, and the quality of parental involvement are determinants of student success. Leichter (1974) explains why parental involvement is important for student success, by drawing attention to the fact that families are also educators and families should be seen as partners in the education and development of students. According to him, when schools and teachers ask parents to be partners for students' education, they draw parents' attention to their children's life at school, their mastery of skills and learning abilities. Thus, the interaction between the school and the family increases and the positive effect of the family on the education of the child increases through this increase in interaction. Epstein, Galindo & Sheldon (2011) state that this increasing interaction creates "schools like families" and "families like schools".

Studies show that parental involvement in education in line with expectations increases student academic success and parental involvement is at least as important as school. For instance; Epstein (1991), in a longitudinal study examining the effect of parental involvement on students' mathematics and reading achievements, found that parental involvement has a positive effect on overall academic achievement. Jeynes (2007) showed that parental involvement increases academic achievement with his research. Similar findings have been obtained in other studies (Chang, Choib & Kim, 2015; Johnson & Hull, 2014; Partin, 2017; Lam & Ducreux, 2013; Zhang, 2018).

Research also provides data on how parental involvement increases students' academic achievement. For example; parental involvement increases students' homework rates (Dumont, Trautwein, Nagy & Nagengast, 2014; You, Lim, No & Dang, 2015), improves language skills (Gubbinsa & Otero, 2016; Perkins, Syvertsen, Mincemoyer, Chilenski, Olson, Berrena et al., 2016), reducing absenteeism (Benner, Boyle & Sadler, 2016; Dotterer & Wehrspann, 2016; Gonida & Cortin, 2014). Families can increase the rate of doing homework by helping children with their homework and by creating a

homework routine (You et al., 2015). In addition, families can increase their academic achievement by going to centers where learning is intensive such as libraries and museums, reading, watching scientific broadcasting and talking about them, and watching films in foreign languages (Dotterer & Wehrspann, 2016; Gubbinsa & Otero, 2016; Partin, 2017; Perkins et al., 2016; Zhang, 2018; You et al., 2015).

It is possible to define academic achievement in various ways. In this study, academic achievement was evaluated as the scores obtained by the students from the subject areas (mathematics, science, reading and foreign language), the year-end general averages or test scores. It is not a clear concept to define parental involvement as academic achievement. In some studies, parental involvement is defined as parent-teacher communication (Deslandes, Royer, Turcotte & Bertrand, 1997), parents communication with children (Keith, Reimers, Fehrmann, Pottebaum & Aubey, 1986), and voluntary time spent at school (Okpala, Okpala & Smith, 2001) otherwise in some studies, It is defined as the parental involvement in school activities such as conferences (Miedel & Reynolds, 1999), parents' meetings dispose by school (Shaver & Walls, 1998) or helping the child with school-related activities such as homework (Shumow & Miller, 2001). In the light of the definitions given above, in this study, parental involvement is evaluated as the contribution of the family or caregivers to the education of the child.

When the literature is examined, it is seen that there are various meta-analysis studies examining the relationship between parental involvement and academic achievement. The first study was conducted by Fan and Chen (2001). Fan and Chen (2001) concluded that parental involvement is related to academic achievement. Mattingly, Prislin, McKenzie, Rodriguez, and Kayzar (2002) is another synthesis study. Contrary to Fan and Chen (2001), Mattingly et al. (2002) concluded that programs that support parental involvement are not related to academic achievement.

Jeynes, who has intensive studies on parental involvement, conducted four (4) meta-analysis studies (2003, 2005, 2007, 2012) on the subject. In each study, the researcher found that two variables are related. In addition, Erion (2006), Patall, Cooper, and Robinson (2008), Sénéchal and Young (2008), Hill and Tyson (2009) supported the relationship between parental involvement and achievement with the research results. One of the last studies on the subject belongs to Castro, Expósito-Casas, López-Martín, Lizasoain, Navarro-Asencio and Gaviria (2015). Castro et al. (2015) synthesized the results of research conducted in kindergartens, primary schools and secondary schools published in 2000-2013. The findings of the synthesis study showed that parental involvement has a moderate and positive effect on academic achievement.

Studies whose results are cited show that the relationship between parental involvement and academic achievement is

a subject of research at different school levels, involvement types and programs. The topic poses conceptual challenges for researchers because parental involvement has different definitions and types of involvement in the literature. This difficulty makes it difficult for a single or a few studies to address all aspects of parental involvement. For this reason, meta-analysis studies on parental involvement show limited coverage. For example; it is far from being comprehensive in that the concept is not addressed in general, it does not cover all course areas (mathematics, science, reading, language skills) believed to represent academic achievement, does not examine school levels at the same time, or does not include research published in a wide time period. For this reason, studies have limitations in revealing the general effect of parental involvement in academic achievement. In this respect, it can be said that more inclusive studies are needed to reveal the relationship between parental involvement and student achievement. As Fan & Chen (2001) stated, most parental involvement studies were carried out for homework, communication, family type, participation in school activities or parental expectations, and reading activities with children. In addition, as Chen & Gregory (2010) pointed out, the nature of parental involvement should be considered as a holistic concept that combines behavioral and psychological perspectives. Integrating the results of independent research can give an idea of the average effect size of the relationship between parental involvement and the academic achievement of the student, and can also answer questions about the relationship between concepts.

In the light of the theoretical background that was tried to be explained above, the purpose of this study is to examine the average effect size of the relationship between parental involvement and academic achievement in the light of the studies carried out between 2004-2020 according to school levels (primary, secondary and high school), course areas and geographical regions. With the time interval of the research, more homogeneous theoretical conceptual diversity of parental involvement was aimed. In addition, a meta-analysis study was conducted on the subject every year between 2001 and 2003 and the results of the research conducted up to that day were integrated. However, post-2004 studies focused either on research conducted in certain regions (e.g. Jeynes, 2012) or only on the results of research conducted at a school level (e.g. Castro, et al., 2015; Jeynes, 2005, 2007; Hill & Tyson, 2009) or It has integrated the results of research conducted for a type of involvement and subject area (Erion, 2006; Patall, Cooper & Robinson, 2008; Sénéchal & Young, 2008). For this reason, there was a need to integrate the results of the research conducted between 2004-2020. This meta-analysis study is based on the relationship between parental involvement and academic achievement, evaluating parental involvement with a more holistic approach. Sub-problems were developed within this framework are as follows:

1. What is the average effect size of the relationship between parental involvement and academic achievement?
2. Does the average effect size of the relationship between parental involvement and academic achievement significantly differ according to the subject areas (mathematics, science, reading skills, foreign language skills)?
3. Does the average effect size of the relationship between parental involvement and academic achievement significantly differ according to school levels (primary school, secondary school, high school)?
4. Does the average effect size of the relationship between parental involvement and academic achievement significantly differ by geographic regions (Asia, Europe, Africa and America continents)?

## Method

### Research Model

In this study, it was aimed to determine the average effect size of the relationship between parental involvement and academic achievement, and the meta-analysis method was used. The aim of using the meta-analysis method is to integrate independent research results investigating the same subject at different time intervals and to reach a general conclusion about the subject (Cohen, Manion & Morrison, 2011).

### Data Collection

The data of study were collected by the researcher between March 2020 - July 2020. It is also taken into account that the researches included in the study were published between 2004 and July 2020, because the studies conducted until 2004 were either related to family participation types (Jeynes, 2012), a certain school level (Hill & Tayson, 2009) or a certain subject area (Sénéchal & Young, 2008). The full text of all studies included in the meta-analysis study has been reached. In the included studies, 30.5% of the data collection tools were developed by the researchers, 8.5% were adapted, 28% were ready-made scales and 33% were information in the educational statistics centers of the countries. Campbell (1994), Fan (2001), Fantuzzo, Tighe & Childs (2000), Epstein, Connors & Salinas (1993), Finn (1998), Lorenz & Wild (2007), Kohl, Lengua & McMahon (2000) and Grolnick, Ryan & Deci (1991) were among read-made used and adapted data collection tools. In all measurement tools used in studies, high score means higher parental involvement.

### Validity

The effect size obtained in meta-analysis studies is valid for the validity of the included studies (Petitti, 2000). It was determined that the validity of data collection tools was ensured in all studies included in this study.

**“Keywords” Used in Search**

While the researches to be included in the study are being scanned in the relevant databases, “family involvement, family support, parent participation, parental participation, household, educational outcomes, academic achievement, parent support, parental involvement, family participation” are used. Keywords are used in various combinations in different searches.

**Searched Databases**

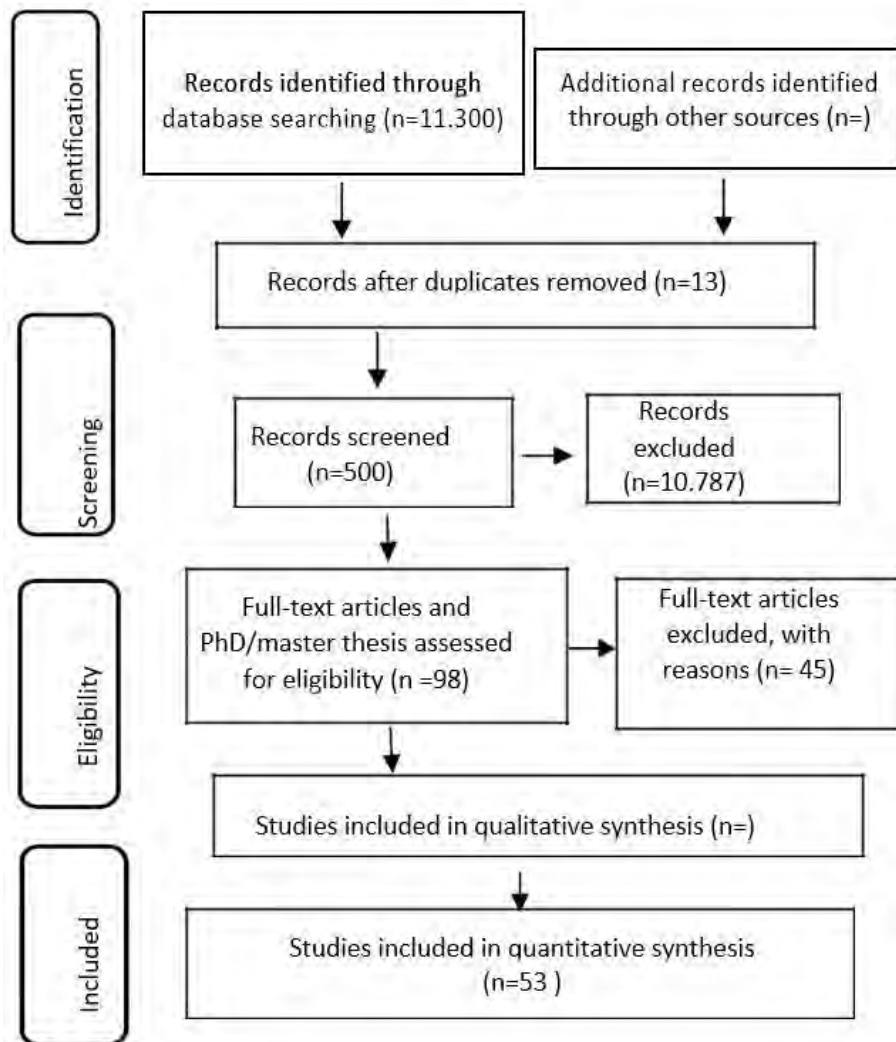
The researches to be included in the meta-analysis study were reached by scanning databases such as Proquest Digital Dissertations, Web of Science, ERIC, Council of Higher Education Thesis Center and Turkish Academic Network and Information Center. After the first search, more than 11,300 studies were filtered, including articles, doctoral/master’s

theses and books. 513 studies were found to be significantly associated with the topic of this meta-analysis study. Detailed examination of the researches was made according to the determined research criteria. 53 research including 48 articles, 1 master’s thesis and 4 doctoral dissertations were included in the meta-analysis.

**Inclusion Criteria**

The criteria used in the selection of studies included in the study are:

1. Including sufficient quantitative data (including the Pearson correlation coefficient or regression coefficient for the relationship between family participation and academic achievement),
2. To be published between 2004 and July 2020 (the last date the research data were collected),



**Fig. 1: Prisma Flow Diagram for Meta-analysis**

3. Researching the relationship between parental involvement and academic achievement,
4. Surveys include primary, secondary or high school students or their families. 53 research including 48 articles, 1 master's degree and 4 doctoral dissertations in accordance with the inclusion criteria were included in the meta-analysis. The flow diagram regarding the process of including primary researches in the study is given in Figure 1. The total sample size of the articles was 202.937 and the total sample size of their theses was 23.018. It was seen that the total sample size of the studies included in the meta-analysis study reached a large sample of 225.955. In the studies included in the meta-analysis study, the  $r: \beta + 0.05\lambda$  procedure suggested by Peterson & Brown (2005) was used in the imputation stage of beta coefficients. When  $\beta$  is positive,  $\lambda 1$  is evaluated as  $\lambda$  while  $\beta$  is negative. The aim of the method is to include more studies in the meta-analysis study.

### Coding Method

Detailed and clear coding forms were prepared for 53 studies included in the meta-analysis. Three parts were created in the coding form: (a) The first part of the form is "Study ID". In this section, the sequence number, name, author (s), publication year and type information of the research are included. (b) The second part of the form was "Study content". The "study content" section covered the course areas in which the relationship between parental involvement and academic achievement was evaluated, the type of school and where the research was conducted. (c) The third part of the form is "Study data". The "study data" section also included the correlation coefficients and sample size information.

### Coding Protocol Reliability

In the reliability calculation of the study, 30% ( $n = 17$ ) of the studies included in the coding form for inter-rater reliability were determined using random assignment method. The determined studies were coded into the coding form by a second evaluator with a good level of English knowledge. "Agreement rate", which is the measure of inter-coder reliability, which belongs to Orwin & Vevea (2009), was used. Orwin & Vevea (2009) applied the formula of agreement rate ( $AR = \text{number of observations agreed upon} / \text{total number of observations}$ ) and it was determined that there was .90 reliability.

### Preparing Data for The Analysis

For the first research question of the meta-analysis study (What is the average effect size of the relationship between parental involvement and academic achievement?): (a) the correlation values of the course areas were combined with the CMA

program. (b) In studies where regression values were given, correlation values were reached by using Peterson and Brown's (2005) method. (c) The first research question was tested by converting these values and the correlation values of the studies that do not separate academic achievement according to the course areas into Fisher z value.

For the second research question of the study (Does the average effect size of the relationship between parental involvement and academic achievement significantly differ according to the course areas?), the correlation values of the relationship between parental involvement and the four basic course areas (mathematics, science, reading skills and language skills) were used to test the second research question.

For the third research question of the study (Does the average effect size of the relationship between parental involvement and academic achievement significantly differ according to school levels?): school levels were evaluated in three groups as primary school, secondary school and high school. For the last research question (does the effect size of the relationship between parental involvement and academic achievement significantly differ according to geographical regions?): the countries where the research was conducted were grouped as Asia, Europe, Africa and America according to their continents.

### Meta-analysis Process

The average effect size value of the meta-analysis study is calculated with the data obtained from the researches whose quality is examined and included in the study. Which model will be used in meta-analysis (fixed effects or random effects model) may vary depending on the result of the heterogeneity test applied to the data obtained. In this meta-analysis study, Comprehensive Meta-Analysis V3 Program (CMA) was used for heterogeneity test and statistical analysis.  $I^2$  and Chi-Square degree of freedom heterogeneity test (Q statistic) was used to test the true heterogeneity between studies included in the meta-analysis study. The heterogeneity test tests the null hypothesis, which assumes that all studies show the same effect (Higgins, Thompson, Deeks & Altman, 2003). At this stage, which model will be used in the meta-analysis study becomes important and clear. In meta-analysis studies, it is important to represent each research (whether it has a large or small sample) within the meta-analysis summary effect (Ellis, 2010). Researchers such as Borenstein, Hedges, Higgins & Rothstein (2009), Field & Gillett (2010), and Schmidt, Oh & Hayes (2009) find the conditions under which the fixed effects model is suitable are limited, and the most basic assumption of the model, a single real effect size assumption, is far from reality. They recommend the use of random effects model (Borenstein et al., 2009; Field & Gillett, 2010; Schmidt et al., 2009). In this meta-analysis study, random effects model was used for the reasons stated. Microsoft Excel 2010 program was used for data entry into coding form and SPSS 21.0 program

was used for descriptive statistics. In the analysis of the meta-analysis study, the significance level was determined as .05 and the confidence interval in the calculations used for the effect size was determined as 95%. For effect size calculations, correlation values were converted to Fisher z values and analyzes were performed. In order to interpret the effect size, the values were converted into the correlation coefficient. For the interpretation of the average effect size, Cohen et al. (2011) used the following benchmarks:

- 0.00 ≤ effect size value ≤ 0.10 very weak
- 0.10 ≤ effect size value ≤ 0.30 weak effect
- 0.30 ≤ effect size value ≤ 0.50 moderate effect
- 0.50 ≤ effect size value ≤ 0.80 strong level effect
- Effect size ≥ 0.80 very strong effect

In addition, funnel plot, Begg and Mazumdar Rank Correlations Test, Rosenthal’s Safe N Test, Egger’s Linear Regression Test were used for publication bias.

**Publication Bias**

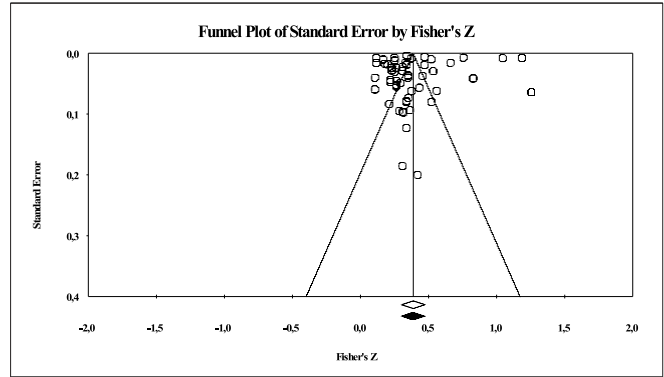
Before conducting the tests for publication bias, taking into account the opinion of Card (2012), the researches included in the meta-analysis study were grouped as articles and thesis to perform moderator analysis. The findings obtained as a result of the analysis are included in Table 1.

**Table 1:** Effect Sizes of Studies Regarding Publication Type and Heterogeneity Test Results

Moderator	QB	%95 confidence interval			Heterogeneity		
		E.S.	Lower	Upper	df	P	
Publication	n						
Artical	48	1,312	0.377	0.35	0.39	1	0.25
Theses	5		0.408	0.40	0.40		

When Table 1 is evaluated, it is observed that  $Q_B = 1.312$ . The  $Q_B$  statistic value ( $Q_B = 1.312, p = 0.252$ ) was observed to be significant because it exceeded the critical value in the  $\chi^2$  table at 1 degree of freedom ( $df: 1; \chi^2(0.95) = 3.841$ ) and 95% significance level, and it has been evaluated that there was no publication bias. Although it was observed that there was no publication bias, funnel plot, Rosenthal’s Safe N, Begg and Mazumdar (Begg and Mazumdar’s rank correlation test) Rank Correlations and Egger’s Linear Regression tests were also applied. The funnel chart is shown in Figure 2.

When the funnel plot is examined, it can be said that the studies are in an image close to a symmetrical distribution to the right and left of the vertical line showing the average effect size. The studies collected in the upper part of the funnel plot show large sampled studies, while the studies in the lower part show studies with small samples. The fact that the total sample size of the studies constituting the meta-analysis study is 225.955 may



**Fig. 2:** Funnel plot

explain why the studies are collected at the end of the funnel. Although the funnel plot is used to determine publication bias, Lau, Ioannidis, Terrin, Schmid & Olkin (2006) point out that the graph should be interpreted with caution and does not contain statistical information. For this reason, Rosenthal’s Safe N, Begg and Mazumdar (Begg and Mazumdar’s rank correlation test) Rank Correlations and Egger’s Linear Regression Test findings, which contain statistical information about publication bias, are included in Table 2.

**Table 2:** Confidence Tests and Results Showing the Publication Bias of the Sampled Studies

Confidence Tests	Data of Confidence Tests	
	Z- value for observed studies	145.96700
	the p-value for observed studies	0.00000
	Alpha	0.05000
Rosenthal's Fail-Safe N	Tails	2.00000
	Z for Alpha	1.95996
	Number of observed studies	53.00000
	Fail- Safe N (FSN)	13908.00000
	Tau	0.28302
	Tau for Z-value	2.99157
Begg and Mazumdar Rank Correlation	p-value (1 tailed)	0.00139
	p-valur(2 tailed)	0.00278
	Standard Error	3.84111
	95% lower limit (2 tailed)	-10.47287
	95% upper limit (2 tailed)	4.94982
Egger's Regression Intercept	t-value	0.71894
	df	51.00000
	p-value (1 tailed)	0.23773
	p-value (2 tailed)	0.47546

The value of  $p = 0.000$  in Rosenthal's Safe N Test, one of the publication bias tests in Table 2, can be interpreted as the statistical significance of the result of the meta-analysis study. It is seen that 13908 studies are needed for the meta-analysis study to lose its significance ( $p > 0.05$ ). In other words, the required number of studies is 13908 in order for the average effect size of 0.387 to be statistically insignificant. This value can be interpreted as the average effect size reached is resistant to publication bias. Although there is no definite judgment about how much Rosenthal Safe N value should be, Mullen, Muellereile & Bryant (2001) state that if the value reached in the result of  $N / (5k + 10)$  exceeds 1, the meta-analysis study result (s) may be resistant for future research. When the necessary calculation is made  $[13908 / (53 * 5 + 10) = 50.574]$  it is seen that the result is greater than 1. With the result achieved, it can be said that there is very low publication bias in the meta-analysis study. Since Kendall's Tau coefficient (0.28302) and p values (0.00139) are not statistically significant, result of Begg and Mazumdar Rank Correlations can be interpreted that the studies included are not biased. In addition, the result of Egger's Linear Regression Test ( $p = 0.47546 > 0.05$ ) with 95% confidence interval can be considered as a sign that there is no publication bias in the meta-analysis study.

### Findings

In this section, the analysis and findings of the average effect size of the relationship between parental involvement and student academic achievement and of other research questions are included.

### Findings Regarding Effect Size Based on the Relationship Between Parental Involvement and Academic Achievement

It was stated in the previous sections that the random effects model will be used because the research on the relationship between parental involvement and academic achievement is included in the field of social sciences and the studies included in the study are carried out using different patterns, in different cultures and school levels (Başol, 2016). However, in order to determine which model (fixed effects model or random effects model) will be used depending on the average effect size distribution, heterogeneity test was applied to the data obtained within the scope of the study.

As a result of the heterogeneity test, it was seen that the Q value was statistically significant (Q: 19776.278; df (Q): 50;  $p: 0.00$ ). In the  $\chi^2$  table, it is seen that it exceeds the value (df: 50;  $\chi^2 (0.95) = 67.505$ ) with 50 degrees of freedom and 95% significance level. In addition, the fact that the p value ( $p = 0.000$ ) is less than 0.05 indicates that the effect size distribution is heterogeneous. The  $I^2$  statistic value, another statistic used in heterogenic tests, was also examined because it is stated that the Q statistic is not strong enough to accurately test the heterogeneity of the studies included in the meta-analysis studies (Huedo Medina, Sánchez Meca, Marín Martínez, & Botella, 2006). Unlike the Q statistic, the  $I^2$  statistic is not sensitive to the effect size value and the number of studies included in the meta-analysis. It is clear that the  $I^2$  statistic with the value of 99.737 exceeds the 75% value which can be accepted as the limit value. According to the classification of  $I^2$ , 75% ( $I^2 = 75$ ) values indicates that the heterogeneity is at a high level (Higgins & Thompson, 2002). The value obtained determined that the inter-study variability or heterogeneity was at the level of 99.737%. According to the  $I^2$  classification,  $I^2$  value 99.737% ( $I^2 = 99.737$ ) can be interpreted as a sign of high level of heterogeneity. In summary, the heterogeneity test result (Q = 19776.278,  $p < 0.05$ ,  $I^2 = 99.737$ ) indicated that the effect size distribution is heterogeneous and the random effects model should be used in the interpretation of the average effect size.

When Table 3 is examined, it is seen that the average effect size obtained in the fixed effects model is 0.460 and in random effects model is 0.387. Fisher z values were used for effect sizes. When the Fisher z value (0.387) is converted into the correlation value (0.369), it can be said that according to Cohen et al. (2011) the average effect size of the relationship between parental involvement and student academic achievement is moderate and positive. When the statistical significance of the analysis was evaluated according to the result of the z-test, it was calculated as  $z = 8.904$  and it was evaluated that the analysis was statistically significant with the value of  $p = 0.000$ .

The average effect size and the weights of the studies obtained as a result of the analysis made according to the random effects model evaluating the relationship between parental involvement and academic success are shown in the forest plot in Figure 3. When the forest plot is examined, it is seen that the research with the widest confidence interval is Gonida & Cortina (2014) and the research with the lowest

**Table 3:** Meta-Analysis of the Relationship Between Parental Involvement and Academic Achievement

Heterogeneity Test		95% confidence interval			Test of null					
Model	N	E.S	Lower Limit	Upper Limit	Z-value	P-value	Q value	df(Q)	P-value	I2
Fixed	53	0.460	0.455	0.464	218.411	0.000	19776.278	50	0.000	99.737
Random	53	0.387	0.302	0.473	8.904					

confidence interval is Gubbins & Otero (2016). It can be said that the highest weight percentage among the studies is 1.95%, and more than one study (such as Aikens & Barbarian, 2008; Benner et al., 2016; Gravis & B. Wright, 2011; Roska & Kinsley, 2018) has this weight. The lowest weight percentage is 38% and belongs to Núñez, Suárez, Rosário, Vallejo, Valle & Epstein (2015). When the effect sizes of the studies included in the meta-analysis study are examined, the biggest effect size with 1.256 was Ogwari, Simiyu & Kindiki (2014) and the lowest effect size with 0.110 was Gonida and Cortina (2014)

and Perkins et al. (2016). If the statistical results of the effect size are evaluated in general, it can be seen that all 53 studies have a positive effect.

The appropriateness of combining the effect sizes of the studies included in the meta-analysis study was also examined with the normal distribution chart. The normal distribution of the effect sizes of the studies is given in Graphic 1 below. In Graph 1, it is observed that the effect sizes of the studies are on both sides of the normal distribution line and within confidence intervals. According to the evaluation of

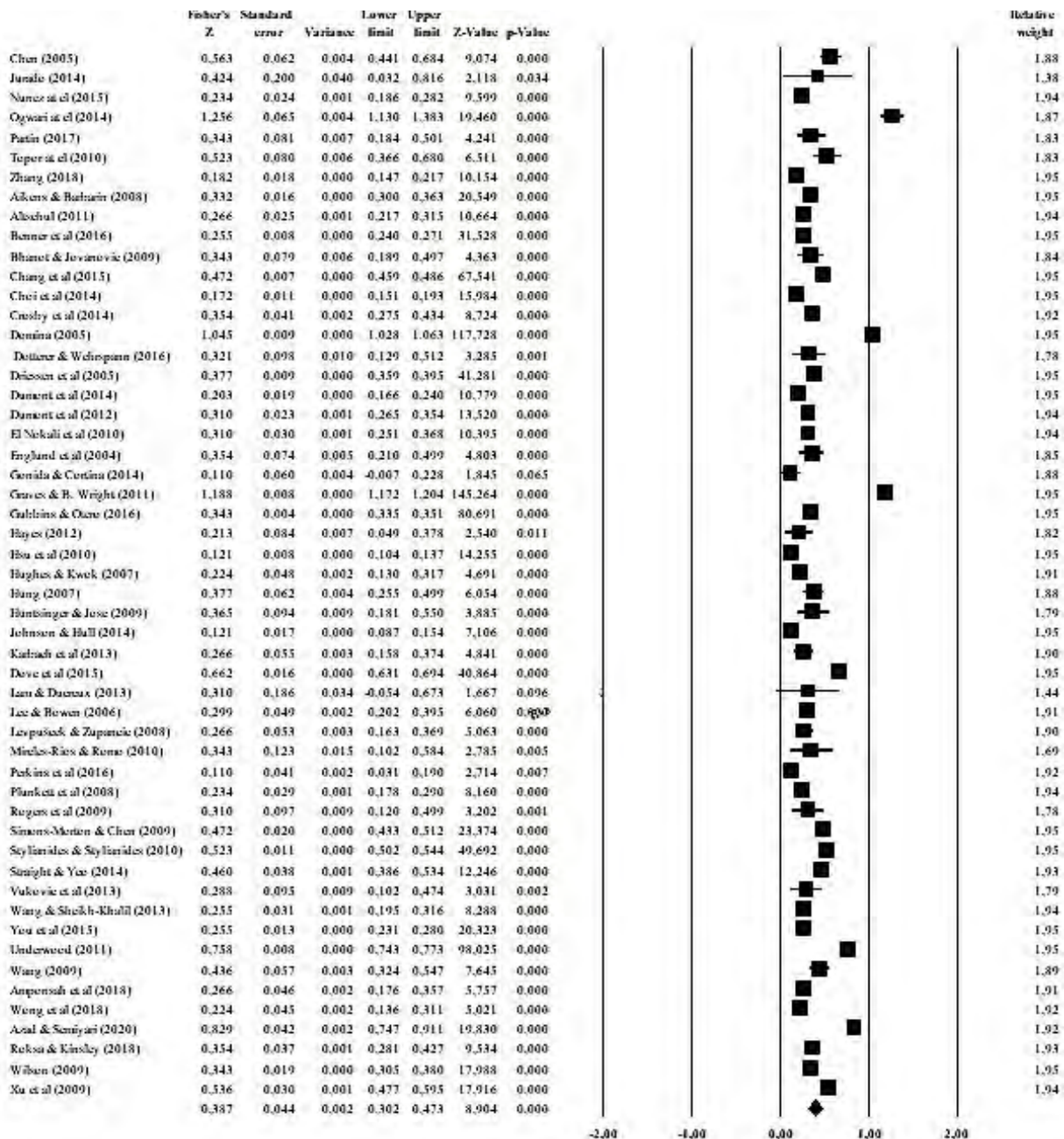
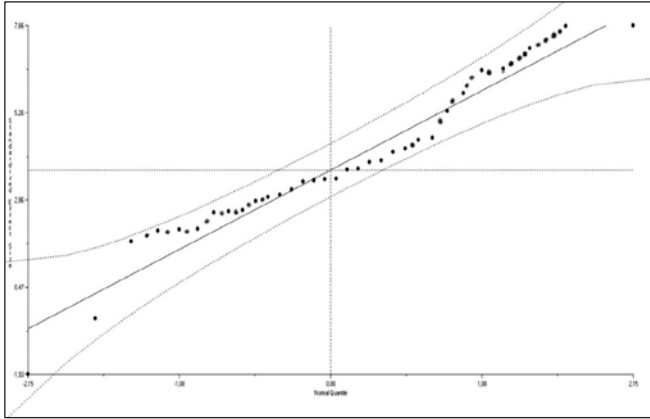


Figure 3. Effect Size and Weights of the Studies





Graphic 1: Normal Distribution of Effect Sizes of Studies

Rosenberg, Adams & Gurevitch (2000), if the distribution is normal, it is statistically possible to calculate the effect sizes of the studies.

**Findings Regarding Whether The Average Effect Size of the Relationship Between Parental Involvement and Academic Achievement Differentiates According to Subject Areas (Mathematics, Science, Reading Skills, Foreign Language Skills)**

The statistical analysis findings for the sub-problem “ Does the average effect size of the relationship between parental involvement and academic achievement significantly differ according to the subject areas (mathematics, science, reading skills, foreign language skills)” are given in Table 4.

Examining the subject areas in which the research was conducted, it is seen that the average effect size according to Fisher z values of the relationship between parental involvement and academic achievement is 0.303 for mathematics, 0.188 for science, 0.402 for reading skills and 0.421 for foreign language skills. Transforming Fisher z values into correlation values, the average effect sizes of the subjects, according to Cohen et al. (2011), mathematics lesson has a weak effect with 0.294, science lesson has a weak effect with a value of 0.186, reading skills has a moderate effect with a value of 0.382, and foreign language skills with a value of 0.398. When the effect sizes of the subject areas are evaluated, it is seen that parental involvement has the greatest effect on foreign language

skills and least on the science subjects. However, it can be accepted that parental involvement has a remarkable effect on all learning areas. Subject areas heterogeneity test value was determined as  $Q_B = 0.275$ . In the  $\chi^2$  table, 3 degrees of freedom at 95% significance level was observed with a value of 7.81473 ( $\chi^2_{(0,95)} = 7.81473$ ). The  $Q_B$  value was determined at 0.275 and  $p = 0.000$ . On the other hand, the  $Q_B$  value ( $Q_B = 0.275$ ;  $p = 0.000$ ) is not significant because it is below the value ( $\chi^2_{(0,95)} = 7.81473$ ) in the  $\chi^2$  table with 3 degrees of freedom and 95% significance level. Within the framework of the values obtained, the heterogeneity hypothesis of the subject areas was accepted in the fixed effects model. The average effect sizes obtained according to the subject areas do not differ statistically significantly.

**Findings Regarding Whether the Average Effect Size of the Relationship Between Parental Involvement and Academic Achievement Differentiates According to School Level (Primary School, Middle School and High School)**

The statistical analysis findings for the sub-problem “ Does the average effect size of the relationship between parental involvement and academic achievement significantly differ according to school levels (primary school, secondary school, high school)?” are included in Table 5.

In order to determine whether the relationship between parental involvement and academic achievement differentiates according to the school level, school levels are grouped as primary school, middle school and high school. The effect sizes were observed as 0.437 for primary school, 0.368 for middle school and 0.339 for high school according to Fisher z value. When Fisher z values are converted to correlation values, the average effect size for school levels is 0.411 for primary school, 0.352 for middle school and 0.326 for high school (Cohen et al., 2011). Heterogeneity test was conducted to determine whether there is a significant difference between average effect sizes. As a result of the heterogeneity test,  $Q_B = 0.373$ ;  $p = 0.723$  was found. The  $Q_B$  value ( $Q_B = 0.373$ ;  $p = 0.723$ ) is not significant since it is below the critical value ( $\chi^2_{(0,95)} = 5.99146$ ) in the  $\chi^2$  table at 2 degrees of freedom and 95% significance level. These findings indicate that the average effect size distribution should be accepted in the fixed effects model. According to

Table4: Effect Size Differences by Subject Areas

Variable	QB	N	E.S.	95% confidence interval		Z-value	P-value	df(Q)	P-value
				Lower	Upper				
Subject	0,275								
Matematics		20	0.303	0.248	0.358	10.746	0.000	3	0.000
Science		4	0.188	0.126	0.250	5.954	0.000		
Reading		15	0.402	0.198	0.607	3.850	0.000		
Foreign language		14	0.421	0.304	0.538	7.076	0.000		

**Table5:** Effect Size Differences by School Level

Variable	QB	N	E.S.	%95 confidence interval		Z-value	P-value	df(Q)	P-value
				Lower	Upper				
School level	0,373								
Primary		20	0.411	0.256	0.618	4.730	0.000	2	0.723
Middle		20	0.352	0.297	0.439	10.117	0.000		
High		11	0.326	0.164	0.514	3.793	0.000		

**Table6:** Effect Size Differences by Geographical Regions

Variable	QN	N	E.S.	%95 confidence interval		Z-value	P-value	df(Q)	P-value
				Lower	Upper				
Region	0,328								
Asia		7	0.400	0.259	0.541	5.532	0.000	3	0.148
Europe		6	0.262	0.178	0.346	6.115	0.000		
Africa		2	0.760	0.210	1.30	1.536	0.025		
America		38	0.386	0.281	0.491	7.187	0.000		

the school level, there is no statistically significant difference between the average effect sizes of the studies included in the meta-analysis study.

**Findings Regarding Whether the Average Effect Size of the Relationship Between Parental Involvement and Academic Achievement Differentiates According to Geographical Regions (Asia, Europe, Africa and America)**

The statistical analysis findings for the sub-problem “Does the average effect size of the relationship between parental involvement and academic achievement significantly differ by geographic regions (Asia, Europe, Africa and America continents)?” are included in Table 6.

In order to determine whether the relationship between parental involvement and academic achievement differs according to geographical regions, geographical regions are grouped according to the continents (Asia, Europe, Africa and America) where the researches are carried out. When the findings are evaluated, according to the Fisher z value the effect size value for the Asian continent is 0.400, 0.266 for the European continent, 0.760 for the African continent and 0.386 for the American continent. When the effect size values are transformed into correlation values, the Asian continent has a medium level of 0.380, the European continent has a weak level of 0.256, the African continent has a strong level of 0.641, and the American continent has a moderate effect size of 0.386. In addition, the effect size between variables at all geographical regions is positive. While the average effect size of the geographical regions is 0.328 according to the Fisher z value, when this value is converted to the correlation value, the average effect size is 0.316 and it has been observed to be medium and positive. The heterogeneity test result

was evaluated to determine whether the difference between the effect sizes was significant. Among the groups formed according to geographical regions, the  $Q_B$  value ( $Q_B = 0.328$ ;  $p = 0.148$ ) is not significant since it is below the critical value ( $\chi^2_{(0.95)} = 7.81473$ ) in the  $\chi^2$  table at 3 degrees of freedom and 95% significance level. Because of these findings, the average effect size distribution should be accepted in the fixed effects model. There is no statistically significant difference between groups of geographical regions.

**Conclusion And Discussion**

In this meta-analysis study, which aims to determine the average effect size of the relationship between parental involvement and academic achievement at the level of primary, secondary and high schools, it was observed that the average effect size of the relationship between parental involvement and academic achievement was positive and at the medium effect size level. It was obtained that the relationship between parental involvement and academic achievement did not differ significantly in terms of subject areas (mathematics, science, reading and language skills). The effect size was found to be weak for mathematics and science lessons, and moderate for reading skills and foreign language. When the average effect size of the relationship between parental involvement and academic achievement was examined by school level, it was determined that the average effect size did not differ statistically. Another finding of the study was that the average effect size for all school levels (primary school, middle school and high school) was moderate. In addition, it was observed that the average effect size of the relationship between parental involvement and academic achievement did not significantly differ according to geographical regions (Asia, Europe, Africa

and America continents). It has been determined that the average effect size is moderate for the Asian and American continents, strong for the African continent and weak for the European continent. When the results obtained from the study are evaluated, it can be said that there is a moderate relationship between parental involvement and academic achievement regardless of continent, school or course.

The effect size finding of the relationship between parental involvement and academic achievement of the study coincides with the study findings of Fan & Chen (2001), Jeynes (2003, 2005, 2007, 2012), Erion (2006), Senechal & Young (2008), Hill & Tyson (2009) and Castro et al. (2015). On the other hand, Mattingly et al. (2002) and Patall et al. (2008) are not compatible with the study findings. The similarity or difference of the study findings can be explained by the complex structure of parental involvement (Roska & Kinsley, 2018). Within this complexity, it is difficult to comment except that there is a moderate relationship between parental involvement and academic achievement. It is not clear whether a different statement is the involvement of parent in school activities or helping the child with homework at home is the source of this relationship. The reason for this is parental involvement defined assorted in the studies included in the meta-analysis such as the hours the parents spend voluntarily at the school of the child; involvement of parents in school activities, teacher-parent communication; involvement in school activities such as homework, at home; expectations related to the education level of the child and talking to the child about school problems. It is the fact that parental involvement was investigated in one or more dimensions intertwinedly, so other criteria could not be determined in terms of subject, except that the articles investigated the relationship between parental involvement and academic achievement. In this respect in determining the studies to be included in the analysis, the results obtained without any other criteria in terms of subject, do not show which dimension of parental involvement is moderately related to academic achievement. At the same time, it is clear that studies examining the relationship between parental involvement and academic achievement do not reflect the causal relationship, and the data sets of the studies reflect only the findings of the observed parts. This situation may explain the different correlation values not only in meta-analysis studies but also in other studies.

Finding the average effect size of the relationship between parental involvement and academic achievement may require answering the question of how parental involvement affects academic achievement. Parental involvement sends the message to the child that he and his performance are important (Wang & Sheikh-Khalil, 2014) and that encouragement and support will be provided (Wong, Ho, Wong, Tung, Chow, Rao et al., 2018). Support and encouragement are likely to bring high academic achievement. At the same time,

parental involvement, which provides suitable materials and environment for learning, has a positive relationship with academic success (Zhang, 2018). However, the parental involvement literature lacks empirical study data, and it is unclear whether the types of parental involvement develop prior to the child's academic achievement or as a result of academic achievement. Therefore, conducting experimental studies on parental involvement can provide data to the field.

In this study, it was observed that each of the mathematics, science, reading and foreign language skills courses had a positive relationship with parental involvement and generally had a moderate effect size. The studies of Aikens & Barbarian (2008), Graves & B. Wright (2011) and Stylianides & Stylianides (2011) support the finding of this meta-analysis study. In addition, Crosby, Rasinski, Padak & Yıldırım's (2015) research found that families' reading activities at home with their children has a positive relationship with children's reading skills. The findings of You et al. (2015) showed that increased parental involvement means increased mathematics achievement. Particularly, parents talking about math and math homework, having and using math materials at home are among the important factors affecting math achievement (You et al., 2015). Johnson & Hull (2014), Bhanot & Jovanovic (2009) and Zhang (2018) supported the relationship between parental involvement and science achievement with their research. Parents watching science/science-based programs with their children, reading books about scientific discoveries, reading science-fiction content or watching movies can be shown as activities that increase science success (Bhanot & Jovanovic, 2009; Johnson & Hull, 2014; Zhang, 2018). As a result, parental involvement positively affects the academic achievement of the child for all courses.

Among the findings of the meta-analysis study is that the relationship between parental involvement and academic achievement does not differ according to school levels. The relationship between parental involvement and academic achievement has a moderate average effect size according to school levels. This finding of the study showed that parental involvement is important for academic achievement at all school levels (primary school, middle school and high school). Chang et al., (2015), Englund, Luckner, Whaley & Egeland (2004), Hayes (2012), Hughes & Kwok (2007), and Straight & Yeo (2014) studies show that the relationship between parental involvement and academic achievement is positively related and meaningful. Contrary to popular belief, parental involvement does not decrease as the school level of the child increases (Azad & Semiyari, 2020). For example; while parental involvement in primary school is reading and doing homework with the child, carving and singing (Stylianides & Stylianides, 2010; Xu, Benson, Mudrey-Camino & Steiner, 2010; You et al., 2015), this type of participation is not useful as child gets older. As the school

level of the child rises, parental involvement turns into high academic expectations, supportive behaviors such as praising effort and performance, and positively affects academic achievement. It is observed that the academic achievement of children who have high level of communication with the parents is also high. The studies of Amponsah, Milledzi, Ampofo & Gyamrah (2018) and Zhang (2018) show that with the increase of the child's school level, the parents's interest in academic performance increases and parents prefer academic encouragement. Azad & Semiyari (2020) and Epstein (2005) stated in their research that the strong interaction and relationship between parent-child and parent-teacher, parenting skills affect the success of children at every school level. It may be suggested that future research on parental involvement should focus on which factors of involvement have positive results for academic success and students. In addition, one of the areas that can be focused on is when parental involvement should be.

One of the findings of this meta-analysis study was that the relationship between, parental involvement and academic achievement did not differ statistically significantly at the geographical level. The average effect size of the geographical regions varied between weak level and strong level. It has been determined that the African continent has a strong average effect size, but two studies in accordance with the research criteria determined in the African continent have been reached, so it can be said that more research is needed on this continent. On the other hand, it can be said that the sample of primary studies included in the meta-analysis study constitutes a cultural mosaic (such as America, Thailand, Hong Kong, Germany, Iran, Ghana, the Netherlands, Singapore, and Chile). The positive relationship between parental involvement and academic achievement in different geographies and cultures is an important data in terms of directing the attention of schools to this field.

Based on the finding that there is a moderate relationship between parental involvement and academic achievement, which is the main finding of the study, it can be said that the efforts of schools to improve parental involvement will contribute to the academic achievement of students and the effectiveness of the school, albeit at a moderate level. Efforts should be made in terms of parental involvement in schools because when families are left to their own preferences regarding participation, it is seen that the involvement is higher in families with a high socio-economic level and lower in the opposite case (Epstein, 2005; Choi et al., 2015). In this context, although teacher practices at all school levels, politics and philosophy of the school significantly affect parental involvement (Epstein et al., 2011; Jenkins, 2017; Partin, 2017), studies indicate that the main actor influencing parental involvement is teachers (Lewis, Kim & Bey, 2011; Murray, McFarland-Piazza & Harrison, 2015). However, studies show

that many teachers have problems in communicating or in relationships with parents. (Deslandes, Barma & Morin, 2015; Ünal, Yıldırım & Çelik, 2010). de Bruine, Willemse, D'Haem, Griswold, Vloeberghs & Van Eynde (2014) and Miller, Lines, Sullivan & Hermanutz (2013) attribute these problems teachers experience to the inadequacy of the education they receive regarding parental involvement. Based on this, it can be said that teacher training programs should be developed on how to ensure parental involvement. Apart from this, teachers can be encouraged to guide parents on how to help their children at home and how they can be involved in school, to organize teacher-parent meetings, to make home visits, to cooperate to support child learning.

Since parents are often dealing with teachers, the principal is the key to ensuring parental involvement, although he is the most important person in ensuring parental involvement. Because it is the person who determines the policies regarding school-parent relations, seeks an environment and opportunity, solves problems when necessary, and becomes a mediator. According to Sanders, Sheldon & Epstein (2005), school administrators' ability and capacity to cooperate is an important indicator of parental involvement in schools. These capacities of school administrators can act as a facilitator for parental involvement. Professional networks can be established to develop these skills of school administrators or administrators working in the same region can share experiences by establishing expanded groups. Thus, solution-based sharing can take place. According to Barr & Saltmarsh (2014), school administrators can effectively direct one-to-one communication with parents by developing an atmosphere of trust and compassion, and they can welcome and support parental involvement. As Epstein et al. (2011) stated, many schools leave parents alone in how to involve in education. In order to eliminate this loneliness, school administrators can conduct regular meetings with teachers to determine what kind of parental involvement is needed for student academic achievement. School administrators can try to get to know the parents one by one and invite them to attend the education of their children. In this way, they can also have the opportunity to be role models for teachers. They can mediate the development of school-parent partnership by displaying supportive and reflective behaviors for teachers to communicate with parents. In addition, working parents cannot visit the school on days when the schools have parent meetings (Altschul, 2011; Gonida & Cortina, 2014). School administrators can ensure the involvement of parents in the school by using the video conference method, electronic or printed information notes and messages for families in this situation. Parental involvement not only contributes to academic achievement but also it brings along school compliance (Chen, 2005), attendance and regular homework habits (Dove, Neuharth-Pritchett, W. Wright & Wallinga,

2015), positive classroom behaviors (Hayes, 2012). When parental involvement is considered together with these results, it can be said that school administrators should take initiatives to improve parental involvement.

It is seen that students and teachers gain various gains in case of parental involvement. Students gain in their academic learning, and teachers receive more support from both their parents and their administrators in understanding families and ensuring their involvement when they take initiatives in this regard. Regarding parental involvement, it can be said that in general, both families and schools should make an effort to understand each other.

## Limitations

Most research on parental involvement is relational and cannot explain causation. This meta-analysis study also has limitations in combining the results of relational research and is far from explaining causality. In addition, the fact that the definitions of parental involvement used in researches are not the same makes it difficult to make an operational definition of parental involvement. However, the study, like all other meta-analysis studies, focused on the existing literature. The study focused on general parental involvement, not on a particular parental involvement pattern or type. Thus, in whatever way it is tried to be supported by research findings that parental involvement is an important actor for student achievement. In addition, instead of reducing academic achievement to one or more courses, it was based on general academic achievement and the results of studies (53 studies) conducted in different geographies over a wide period of time were integrated. Every year children attend school they attend home, and this should not be overlooked. As a result, the effects of the school are seen on the parents, and the effects of the parents on the school. Considering that the academic achievement of the student is among the main goals of the school, achievements in education is worth developing every semester for policy makers, school administrators, teachers and researchers.

## References

References marked with an asterisk (\*) included in the meta-analysis.

- Adams, C. M. ve Forsyth, P. B. (2013). Revisiting the trust effect in urban elementary schools. *The Elementary School Journal*, 114(1), 1–21. <https://doi.org/10.1086/670736>
- \*Aikens, N. L., & Barbarin, O. (2008). Socioeconomic differences in reading trajectories: the contribution of family, neighborhood, and school contexts. *Journal of educational psychology*, 100(2), 235-251. <http://dx.doi.org/10.1037/0022-0663.100.2.235>
- \*Altschul, I. (2011). Parental involvement and the academic achievement of Mexican American youths: what kinds of involvement in youths' education matter most? *Social Work Research*, 35(3), 159-170. <https://doi.org/10.1093/swr/35.3.159>
- \*Amponsah, M., Milledzi, E., Ampofo, E. & Gyambrah, M. (2018). Relationship between parental involvement and academic

performance of senior high school students: the case of ashanti mampong municipality of Ghana. *American Journal of Educational Research*, 6(1)(2018): 1-8. <https://doi.org/10.12691/education-6-1-1>

- Anderson, K. (2012). *Examining relationships between enabling structures, academic optimism and student achievement*. Unpublished Ph. D Thesis, Auburn University, Alabama.
- \*Azad, M., & Rashvand Semiyari, S. (2019). Effects of parents' education and academic involvement on ESP learners' self-regulation and language achievement: a structural equation modelling analysis. *Research in English Language Pedagogy*, 8(1), 43-70. <https://doi.org/10.30486/RELP.2019.669077>
- Barr, J., & Saltmarsh, S. (2014). "It all comes down to the leadership" the role of the school principal in fostering parent-school engagement. *Educational Management Administration & Leadership*, 42(4), 491-505. <https://doi.org/10.1177/1741143213502189>
- Başol, G. (2016). "Türkiye örnekleminde meta analiz çalışmalarının içerik analizi ve metodolojik değerlendirilmesi" konusunda Dinçer (2016) "Editöre Mektup"a cevaben. *International Journal of Human Sciences*, 13(1), 1395-1401. <https://doi.org/10.14687/ijhs.v13i1.3694>
- \*Benner, A. D., Boyle, A. E., & Sadler, S. (2016). Parental involvement and adolescents' educational success: The roles of prior achievement and socioeconomic status. *Journal of youth and adolescence*, 45(6), 1053-1064. <http://dx.doi.org/10.1007/s10964-016-0431-4>
- \*Bhanot\*, R. T., & Jovanovic, J. (2009). The links between parent behaviors and boys' and girls' science achievement beliefs. *Applied developmental science*, 13(1), 42-59. <http://dx.doi.org/10.1080/10888690802606784>
- Borenstein, M., Hedges, L. V., Higgins, J. P. T., & Rothstein, H. R. (2009). *Introduction to meta-analysis*. West Sussex, UK: John Wiley & Sons, Ltd.
- Bronfenbrenner, U. (1979). Contexts of child rearing: Problems and prospects. *American Psychologist*, 34(10), 844–850. <https://doi.org/10.1037/0003-066X.34.10.844>
- Campbell, J. R. (1994). Developing cross-cultural/cross-national instruments: Cross-national methods and procedures. *International Journal of Educational Research*, 21, 775-784.
- Card, N. A. (2012). *Applied meta-analysis for social science research*. New York: The Guilford Press
- Castro, M., Expósito-Casas, E., López-Martín, E., Lizasoain, L., Navarro-Asencio, E., & Gaviria, J. L. (2015). Parental involvement on student academic achievement: A meta-analysis. *Educational research review*, 14, 33-46. <http://dx.doi.org/doi:10.1016/j.edurev.2015.01.002>
- \*Chang, M., Choi, N., & Kim, S. (2015). School involvement of parents of linguistic and racial minorities and their children's mathematics performance. *Educational Research and Evaluation*, 21(3), 209-231. <http://dx.doi.org/10.1080/13803611.2015.1034283>
- \*Chen, J. (2005) Relation of academic support from parents, teachers, and peers to Hong Kong adolescents' academic achievement: the mediating role of academic engagement. *Genetic, Social, and General Psychology Monographs*, 131(2), 77-127. <http://dx.doi.org/10.3200/MONO.131.2.77-127>
- Chen, W.-B., & Gregory, A. (2010). Parental involvement as a protective factor during the transition to high school. *The*

- Journal of Educational Research*, 103 (1), 53-62. <https://doi.org/10.1080/00220670903231250>
- \*Choi, N., Chang, M., Kim, S., & Reio Jr, T. G. (2015). A structural model of parent involvement with demographic and academic variables. *Psychology in the Schools*, 52 (2), 154-167. <http://dx.doi.org/10.1002/pits.21813>
- Cohen, L., Manion, L., & Morrison, K. (2011). *Research methods in education*. New York: Routledge.
- \*Crosby, S., Rasinski, T., Padak, N., & Yıldırım, K. (2015) A 3-year study of a school-based parental involvement program in early literacy. *The Journal of Educational Research*, 108 (2), 165-172. <http://dx.doi.org/10.1080/00220671.2013.867472>
- de Bruïne, E. J., Willemse, T. M., D'Haem, J., Griswold, P., Vloeberghs, L., & Van Eynde, S. (2014). Preparing teacher candidates for family-school partnerships. *European Journal of Teacher Education*, 37 (4), 409-425. <https://doi.org/10.1080/02619768.2014.912628>
- Deslandes, R., Royer, E., Turcotte, D., & Bertrand, R. (1997). School achievement at the secondary level: Influence of parenting style and parent involvement in schooling. *McGill Journal of Education*, 32, 191-207.
- \*Domina, T. (2005). Leveling the home advantage: assessing the effectiveness of parental involvement in elementary school. *Sociology of Education*, 78 (3), 233-249. <https://doi.org/10.1177/003804070507800303>
- \*Dotterer, A., & Wehrspann, E. (2016) Parent involvement and academic outcomes among urban adolescents: examining the role of school engagement. *Educational Psychology*, 36 (4), 812-830. <http://dx.doi.org/10.1080/01443410.2015.1099617>
- \*Dove, M., Neuhaerth-Pritchett, S., W. Wright, D., & Wallinga, C. (2015) Parental involvement routines and former head start children's literacy outcomes., *Journal of Research in Childhood Education*, 29 (2), 173-186. <http://dx.doi.org/10.1080/02568543.2015.1011360>
- \*Driessen, G., Smit, F., & Slegers, P. (2005). Parental involvement and educational achievement. *British educational research journal*, 31 (4), 509-532. <http://dx.doi.org/10.1080/01411920500148713>
- \*Dumont, H., Trautwein, U., Lüdtke, O., Neumann, M., Niggli, A., & Schnyder, I. (2012). Does parental homework involvement mediate the relationship between family background and educational outcomes?. *Contemporary Educational Psychology*, 37 (1), 55- 69. <http://dx.doi.org/10.1016/j.cedpsych.2011.09.004>
- \*Dumont, H., Trautwein, U., Nagy, G., & Nagengast, B. (2014). Quality of parental homework involvement: predictors and reciprocal relations with academic functioning in the reading domain. *Journal of Educational Psychology*, 106 (1), 144-161. <http://dx.doi.org/10.1037/a0034100>
- Ellis, P. (2010). *The essentials of effect sizes*. New York: Cambridge University Press.
- \*ElNokali, N. E., Bachman, H. J., & Votruba-Drzal, E. (2010). Parent involvement and children's academic and social development in elementary school. *Child Development*, 81 (3), 988-1005. <https://doi.org/10.1177/003804070507800303>
- \*Englund, M. M., Luckner, A. E., Whaley, G. J., & Egeland, B. (2004). Children's achievement in early elementary school: Longitudinal effects of parental involvement, expectations, and quality of assistance. *Journal of educational psychology*, 96 (4), 723-730. <http://dx.doi.org/10.1037/0022-0663.96.4.723>
- Epstein, J. L. (1991). Effects on student achievement of teachers' practices of parent involvement. S. B. Silvern (Eds), *Advances in reading/language research: A research annual, Vol. 5. Literacy through family, community, and school interaction* (p. 261-276). Elsevier Science: JAI Press.
- Epstein, J. L., Connors, L. J., & Salinas, K. C. (1993). High school and family partnerships: Surveys and summaries. Center on Families, Communities, Schools and Children's Learning.
- Epstein, J. L. (2001). *School, family, and community partnerships: Preparing educators and improving schools*. Boulder, CO: Westview.
- Epstein, J. L. (2005). Attainable goals? The spirit and letter of the no child left behind act on parental involvement. *Sociology of Education*, 78 (2), 179-182. <http://dx.doi.org/10.1177/003804070507800207>
- Epstein JL, Galindo CL, & Sheldon SB. (2011). Levels of leadership: effects of district and school leaders on the quality of school programs of family and community involvement. *Educational Administration Quarterly*, 47 (3): 462 - 495. <https://doi.org/10.1177/0013161X10396929>
- Epstein, J. L., & Sheldon, S. B. (2019). Evaluate programs of partnership: Critical considerations. J. L. Epstein (Eds) *School, family, and community partnerships: Your handbook for action* (pp. 323-359). Thousand Oaks, CA: Corwin.
- Erion, J. (2006). Parent tutoring: A meta-analysis. *Education and Treatment of Children*, 29 (1), 79-106. <https://doi.org/10.2307/42899871>
- Fan, X., & Chen, M. (2001). Parental involvement and students' academic achievement: A meta-analysis. *Educational psychology review*, 13 (1), 1-22. <https://doi.org/10.1023/A:1009048817385>
- Fantuzzo, J., Tighe, E., & Childs, S. (2000). Family Involvement Questionnaire: A multivariate assessment of family participation in early childhood education. *Journal of Educational Psychology*, 92, 367-376. <http://dx.doi.org/10.1037/0022-0663.92.2.367>
- Field, A. P., & Gillett, R. (2010). How to do a meta-analysis. *British Journal of Mathematical and Statistical Psychology*, 63 (3), 665-694.
- Finn, J. D. (1998). Parental engagement that makes a difference. *Educational Leadership*, 55(8), 20-24.
- \*Gonida, E. N., & Cortina, K. S. (2014). Parental involvement in homework: Relations with parent and student achievement-related motivational beliefs and achievement. *British Journal of Educational Psychology*, 84 (3), 376-396. <http://dx.doi.org/10.1111/bjep.12039>
- \*Graves Jr, S. L., & Brown Wright, L. (2011). Parent involvement at school entry: A national examination of group differences and achievement. *School Psychology International*, 32 (1), 35-48. <http://dx.doi.org/10.1177/0143034310396611>
- Grolnick, W. S., Ryan, R. M., & Deci, E. L. (1991). Inner resources for school achievement: Motivational mediators of children's perceptions of their parents. *Journal of educational psychology*, 83(4), 508.
- Grolnick, W. S., & Slowiaczek, M. L. (1994). Parents' involvement in children's schooling: A multidimensional conceptualization and motivational model. *Child development*, 65 (1), 237-252. <https://doi.org/10.1111/j.1467-8624.1994.tb00747.x>
- \*Gubbins, V., & Otero, G. (2016). Effect of the parental involvement style perceived by elementary school students at home on Language and Mathematics performance in Chilean

- schools. *Educational Studies*, 42 (2), 121-136. <http://dx.doi.org/10.1080/03055698.2016.1148586>
- \*Hayes, D. (2012). Parental involvement and achievement outcomes in African American adolescents. *Journal of Comparative Family Studies*, 43(4), 567-582. <https://doi.org/10.3138/jcfs.43.4.567>
- Helvacı, M. A., & Aydoğan, İ. (2011). Etkili okul ve etkili okul müdürüne ilişkin öğretmen görüşleri. *Uşak Üniversitesi Sosyal Bilimler Dergisi*, 4 (2), 42-61.
- Higgins, J. P., Thompson, S. G., Deeks, J. J., & Altman, D. G. (2003). Measuring inconsistency in meta analyses. *British Medical Journal*, 2, 557-560. <https://doi.org/10.1136/bmj.327.7414.557>
- Hill, N. E., & Tyson, D. F. (2009). Parental involvement in middle school: a meta-analytic assessment of the strategies that promote achievement. *Developmental psychology*, 45 (3), 740-763. <https://doi.org/10.1037/a0015362>
- Hill, N. E., Witherspoon, D. P., & Bartz, D. (2018). Parental involvement in education during middle school: Perspectives of ethnically diverse parents, teachers, and students. *The Journal of Educational Research*, 111 (1), 12-27. <https://doi.org/10.1080/00220671.2016.1190910>
- \*Hsu, H. Y., Zhang, D., Kwok, O. M., Li, Y., & Ju, S. (2010). Distinguishing the influences of father's and mother's involvement on adolescent academic achievement: Analyses of Taiwan Education Panel Survey data. *The Journal of Early Adolescence*, 31 (5), 694-713. <http://dx.doi.org/10.1177/0272431610373101>
- Huedo-Medina, T. B., Sanchez-Meca, J., Marin-Martinez, F., & Botella, J. (2006). Assessing heterogeneity in meta-analyses: Q statistic or I<sup>2</sup> index? *Psychological Methods*, 11 (2), 193-206.
- \*Hughes, J., & Kwok, O. M. (2007). Influence of student-teacher and parent-teacher relationships on lower achieving readers' engagement and achievement in the primary grades. *Journal of educational psychology*, 99 (1), 39-51. <http://dx.doi.org/10.1037/0022-0663.99.1.39>
- \*Hung, C. (2007). Family, schools and Taiwanese children's outcomes. *Educational Research*, 49 (2), 115-125. <http://dx.doi.org/10.1080/00131880701369644>
- \*Huntsinger, C. S., & Jose, P. E. (2009). Parental involvement in children's schooling: Different meanings in different cultures. *Early Childhood Research Quarterly*, 24 (4), 398-410. <http://dx.doi.org/10.1016/j.ecresq.2009.07.006>
- Jenkins, T. C. (2017). *The impact of parent engagement on the academic achievement of African American students: A phenomenological study from the perspective of parents of middle school students in the Northeastern Region of the United States*. Unpublished doctorate dissertation. St. John Fisher College, U.S.A
- Jeynes, W. H. (2003). A meta-analysis the effects of parental involvement on minority children's academic achievement. *Education and Urban Society*, 35 (2), 202-218. <https://doi.org/10.1177/0013124502239392>
- Jeynes, W. H. (2005). A meta-analysis of the relation of parental involvement to urban elementary school student academic achievement. *Urban education*, 40 (3), 237-269. <https://doi.org/10.1177/0042085905274540>
- Jeynes, W. H. (2007). The relationship between parental involvement and urban secondary school student academic achievement. A meta-analysis. *Urban Education*, 42 (1), 82- 110. <https://doi.org/10.1177/0042085906293818>
- Jeynes, W. H. (2012). A meta-analysis of the efficacy of different types of parental involvement programs for urban students. *Urban Education*, 47 (4), 706-742. <https://doi.org/10.1177/0042085912445643>
- \*Johnson, U. & Hull, D. (2014) Parent involvement and science achievement: A cross-classified multilevel latent growth curve analysis. *The Journal of Educational Research*, 107 (5), 399-409. <http://dx.doi.org/10.1080/00220671.2013.807488>
- \*Jurado, M. (2014). Parental Involvement Impacting Student Academic Success in AVID. *Ursidae: The undergraduate Research Journal at the University of Northern Colorado*, 4 (2), 1-9. <http://digscholarship.unco.edu/urj/vol4/iss2/11>
- \*Karchach, J., Gottschling, J., Spengler, M., Hegewald, K., & Spinath, F. M. (2013). Parental involvement and general cognitive ability as predictors of domain-specific academic achievement in early adolescence. *Learning and Instruction*, 23, 43-51. <http://dx.doi.org/10.1016/j.learninstruc.2012.09.004>
- Keith, T. Z., Reimers, T. M., Fehrmann, P. G., Pottebaum, S. M., & Aubey, L. W. (1986). Parental involvement, homework, and TV time: Direct and indirect effects on high school achievement. *Journal of Educational Psychology*, 78, 373-380.
- Kohl, G. O., Lengua, L. J., & McMahon, R. J. (2000). Parent involvement in school conceptualizing multiple dimensions and their relations with family and demographic risk factors. *Journal of School Psychology*, 38, 501-523.
- \*Lam, B. & Ducreux, E. (2013). Parental influence and academic achievement among middle school students: parent perspective. *Journal of Human Behavior in the Social Environment*, 23 (5), 579-590. <http://dx.doi.org/10.1080/10911359.2013.765823>
- La Rocque, M., Kleiman, I., & Darling, S. M. (2011). Parental involvement: The missing link in school achievement. *Preventing School Failure*, 55 (3), 115-122. <https://doi.org/10.1080/10459880903472876>
- Lau, J., Ioannidis, J. P., Terrin, N., Schmid, C. H., & Olkin, I. (2006). The case of the misleading funnel plot. *Bmj*, 333 (7568), 597-600. <https://doi.org/10.1136/bmj.333.7568.597>
- \*Lee, J. S., & Bowen, N. K. (2006). Parent involvement, cultural capital, and the achievement gap among elementary school children. *American Educational Research Journal*, 43 (2), 193-218. <https://doi.org/10.3102/00028312043002193>
- Leichter, H. J. (1974). Some perspectives on the family as educator. *Teachers College Record*, 76 (2), 175-217.
- \*Levpušček, M., & Zupančič, M. (2009). Math achievement in early adolescence: The role of parental involvement, teachers' behavior, and students' motivational beliefs about math. *The Journal of Early Adolescence*, 29 (4), 541-570. <https://doi.org/10.1177/0272431608324189>
- Lewis, L. L., Kim, Y. A., & Bey, J. A. (2011). Teaching practices and strategies to involve inner-city parents at home and in the school. *Teaching and Teacher Education*, 27 (1), 221-234. <https://doi.org/10.1016/j.tate.2010.08.005>
- Lorenz, F., & Wild, E. (2007). Parental involvement in schooling e results concerning its structure and impact on students' motivation. In M. Prenzel, & L. AllolioNäcke (Eds.), *Studies on the educational quality of schools. The final report on the DFG Priority Program* (pp. 299e316). Münster: Waxmann.
- Mattingly, D. J., Prislín, R., McKenzie, T. L., Rodriguez, J. L., & Kayzar, B. (2002). Evaluating evaluations: The case of parent

- involvement programs. *Review of Educational Research*, 72 (4), 549-576. <https://doi.org/10.3102/00346543072004549>
- Miedel, W. T., & Reynolds, A. J. (1999). Parent involvement in early intervention for disadvantaged children: Does it matter? *Journal of School Psychology*, 37, 379 – 402. [https://doi.org/10.1016/S0022-4405\(99\)00023-0](https://doi.org/10.1016/S0022-4405(99)00023-0)
- Miles, M. B. & Huberman, A. M. (1994). *Qualitative data analysis: An expanded sourcebook*. Thousand Oaks, California: Sage.
- Miller, G. E., Lines, C., Sullivan, E., & Hermanutz, K. (2013). Preparing educators to partner with families. *Teaching Education*, 24 (2), 150-163. <https://doi.org/10.1080/10476210.2013.786889>
- \*Mireles-Rios, R., & Romo, L. F. (2010). Maternal and teacher interaction and student engagement in math and reading among Mexican American girls from a rural community. *Hispanic Journal of Behavioral Sciences*, 32 (3), 456-469. <https://doi.org/10.1177/0739986310374020>
- Mullen, B., Muellerleile, P., & Bryant, B. (2001). Cumulative meta-analysis: a consideration of indicators of sufficiency and stability. *Personality and Social Psychology Bulletin*, 27 (11), 1450-1462. <https://doi.org/10.1177/01461672012711006>
- Murray, E., McFarland-Piazza, L., & Harrison, L. J. (2015). Changing patterns of parent–teacher communication and parent involvement from preschool to school. *Early child development and care*, 185 (7), 1031-1052. <https://doi.org/10.1080/03004430.2014.975223>
- \*Núñez, J. C., Suárez, N., Rosário, P., Vallejo, G., Valle, A., & Epstein, J. L. (2015). Relationships between perceived parental involvement in homework, student homework behaviors, and academic achievement: differences among elementary, junior high, and high school students. *Metacognition and learning*, 10 (3), 375-406. <http://dx.doi.org/10.1007/s11409-015-9135-5>
- \*Ogwari, R. A., Simiyu, C., & Kindiki, J. N. (2014). The influence of reciprocal interactions in the family on academic performance among secondary school students in Kenya. *Journal of Arts and Humanities*, 3 (7), 41-50. <http://dx.doi.org/10.18533/journal.v3i7.506>
- Okpala, C. O., Okpala, A. O., & Smith, F. E. (2001). Parental involvement, instructional expenditures, family socioeconomic attributes, and student achievement. *Journal of Educational Research*, 95, 110 –115. <https://doi.org/10.1080/00220670109596579>
- Orwin, R. G., & Vevea, J. L. (2009). Evaluating Coding Decisions. In H. Cooper, L. V. Hedges & J. C. Valentine (Eds.), *The handbook of research synthesis and meta-analysis*. New York: Russell Sage Foundation.
- \*Partin, D. (2017). *The effect of parental valuation of education on student achievement*. Unpublished doctorate dissertation, Carson-Newman University, U.S.A.
- Patall, E. A., Cooper, H., & Robinson, J. C. (2008). Parent involvement in homework: A research synthesis. *Review of Educational Research*, 78 (4), 1039-1101. <https://doi.org/10.3102/0034654308325185>
- \*Perkins, D. F., Syvertsen, A. K., Mincemoyer, C., Chilenski, S. M., Olson, J. R., Berrena, E., ... & Spoth, R. (2016). Thriving in school: The role of sixth-grade adolescent–parent–school relationships in predicting eighth-grade academic outcomes. *Youth & society*, 48 (6), 739-762. <https://doi.org/10.1177/0044118X13512858>
- Peterson, R. A., & Brown, S. P. (2005). On the use of beta coefficients in meta-analysis. *Journal of Applied Psychology*, 90 (1), 175-181. <https://doi.org/10.1037/0021-9010.90.1.175>
- Petitti, D. B. (2000). *Meta-analysis, decision analysis, and cost-effectiveness analysis: methods for quantitative synthesis in medicine* (No. 31). OUPUSA.
- \*Plunkett, S. W., Behnke, A. O., Sands, T., & Choi, B. Y. (2009). Adolescents' reports of parental engagement and academic achievement in immigrant families. *Journal of youth and adolescence*, 38 (2), 257-268. <https://doi.org/10.1007/s10964-008-9325-4>
- \*Rogers, M. A., Theule, J., Ryan, B. A., Adams, G. R., & Keating, L. (2009). Parental involvement and children's school achievement: Evidence for mediating processes. *Canadian Journal of School Psychology*, 24 (1), 34-57. <https://doi.org/10.1177/0829573508328445>
- \*Roksa, J., & Kinsley, P. (2019). The role of family support in facilitating academic success of low-income students. *Research in Higher Education*, 60 (4), 415-436. <https://doi.org/10.1007/s11162-018-9525-z>
- Sanders, M., Sheldon, S., & Epstein, J. (2005). Improving schools' partnership programs in the national network of partnership schools. *Journal of Educational Research & Policy Studies*, 5 (1), 24-47.
- Schmidt, F. L., Oh, I.-S., & Hayes, T. L. (2009). Fixed- versus random effects models in meta-analysis: Model properties and an empirical comparison of differences in results. *British Journal of Mathematical and Statistical Psychology*, 62, 97-128.
- Schnepf S.V., Klinger D.A., Volante L., & Jerrim J. (2019) Cross-National trends in addressing socioeconomic inequality in education. In: Volante L., Schnepf S., Jerrim J., Klinger D. (eds) *Socioeconomic Inequality and Student Outcomes*. Education Policy & Social Inequality, 4. Springer, Singapore.
- Sénéchal, M., & Young, L. (2008). The effect of family literacy interventions on children's acquisition of reading from kindergarten to grade 3: A meta-analytic review. *Review of Educational Research*, 78 (4), 880 -907. <https://doi.org/10.3102/0034654308320319>
- Shaver, A. V., & Walls, R. T. (1998). Effect of Title I parent involvement on student reading and mathematics achievement. *Journal of Research and Development in Education*, 31, 90 –97.
- Shumow, L., & Miller, J. D. (2001). Parents' at-home and at-school academic involvement with young adolescents. *Journal of Early Adolescence*, 21, 68 –91. <https://doi.org/10.1177/0272431601021001004>
- \*Simons-Morton, B., & Chen, R. (2009). Peer and parent influences on school engagement among early adolescents. *Youth & society*, 41 (1), 3-25. <https://doi.org/10.1177/0044118X09334861>
- Straková, J., Simonová, J. ve Greger, D. (2018). Improving mathematics results: does teachers' academic optimism matter? A study of lower secondary schools. *School Effectiveness and School Improvement*, 29(3), 446-463. <https://doi.org/10.1080/09243453.2018.1446449>
- \*Stright, A. D., & Yeo, K. L. (2014). Maternal parenting styles, school involvement, and children's school achievement and conduct in Singapore. *Journal of Educational Psychology*, 106 (1), 301-314. <https://doi.org/10.1037/a0033821>
- \*Stylianides, A. J., & Stylianides, G. J. (2011). A type of parental involvement with an isomorphic effect on urban children's



- mathematics, reading, science, and social studies achievement at kindergarten entry. *Urban education*, 46 (3), 408-425. <https://doi.org/10.1177/0042085910377605>
- \*Topor, D. R., Keane, S. P., Shelton, T. L., & Calkins, S. D. (2010). Parent involvement and student academic performance: A multiple mediational analysis. *Journal of Prevention & Intervention in the Community*, 38 (3), 183-197. <http://dx.doi.org/10.1080/10852352.2010.486297>
- \*Underwood, J. J. (2011). *The role of cultural capital and parental involvement in educational achievement and implications for public policy*. Unpublished master's thesis, East Carolina University, Greenville, NC.
- Ünal, A., Yıldırım, A., & Çelik, M. (2010). Analysis of perceptions of primary school principals and teachers about parents. *Selçuk Üniversitesi Sosyal Bilimler Enstitüsü Dergisi*, 23, 261-272.
- \*Vukovic, R. K., Roberts, S. O., & Green Wright, L. (2013). From parental involvement to children's mathematical performance: The role of mathematics anxiety. *Early Education & Development*, 24 (4), 446-467. <https://doi.org/10.1080/10409289.2012.693430>
- \*Wang, X. (2009). *Maternal education, maternal language acculturation, parental involvement, and maternal social support as predictors of the academic achievement and socioemotional development of Asian American children*. Unpublished doctoral dissertation, University of Maryland, College Park, MD.
- \*Wang, M. T., & Sheikh-Khalil, S. (2014). Does parental involvement matter for student achievement and mental health in high school? *Child development*, 85 (2), 610-625. <https://doi.org/10.1111/cdev.12153>
- \*Wilson, B. R. (2009). *A correlational study: Parental involvement to student achievement in public education*. Unpublished doctoral dissertation, Lindenwood University, St Charles, MO.
- \*Wong, R. S. M., Ho, F. K. W., Wong, W. H. S., Tung, K. T. S., Chow, C. B., Rao, N., ... & Ip, P. (2018). Parental involvement in primary school education: Its relationship with children's academic performance and psychosocial competence through engaging children with school. *Journal of Child and Family Studies*, 27 (5), 1544-1555. <https://doi.org/10.1007/s10826-017-1011-2>
- \*Xu, M., Benson, S. N. K., Mudrey-Camino, R., & Steiner, R. P. (2010). The relationship between parental involvement, self-regulated learning, and reading achievement of fifth graders: A path analysis using the ECLS-K database. *Social Psychology of Education*, 13 (2), 237-269. <https://doi.org/10.1007/s11218-009-9104-4>
- \*You, S., Lim, S. A., No, U., & Dang, M. (2016). Multidimensional aspects of parental involvement in Korean adolescents' schooling: a mediating role of general and domain-specific self-efficacy. *Educational Psychology*, 36 (5), 916-934. <https://doi.org/10.1080/01443410.2015.1025705>
- \*Zhang, Y. (2018). *The associations between parental involvement and science achievement via children's perceived academic competence and academic effort*. Unpublished doctoral dissertation, Syracuse University, NY. <https://surface.syr.edu/etd/894>