

Language-Driven CLIL: Developing Written Production at the Secondary School Level

Julio Chumbay¹ & Janina Felisha Quito Ochoa¹

¹Universidad de Cuenca, Ecuador

Correspondence: Julio Chumbay, Universidad de Cuenca, Ecuador

Received: May 19, 2020

Accepted: June 22, 2020

Online Published: July 13, 2020

doi: 10.5539/elt.v13n8p74

URL: <https://doi.org/10.5539/elt.v13n8p74>

Abstract

This research study analyzes the effect the implementation of language-driven CLIL has on senior learners from Manuel J. Calle High School in Cuenca, Ecuador in relation to the development of written production in terms of Syntax, Content, Communicative Achievement, Organization, and Language compared to a non-language-driven CLIL classroom. There were 40 participants in the experimental group, and 38 participants in the control group. Learners from the experimental group received a condensed 35-hour intervention using CLIL. This study features an exploratory, mixed-method, and quasi-experimental research design. To collect qualitative data, an open-ended questionnaire was administered to explore the subjects learners preferred to study in a language-driven CLIL classroom. To collect quantitative data, a Pre and Post-Test based on the writing section of Cambridge Objective Primary English Test was administered. The data was analyzed through the Independent T-Test and Paired-T-Test to determine if there was a statistically significant difference present between the language-driven CLIL classroom and the non-language-driven CLIL classroom. The data was calculated through the Statistical Package for Social Sciences (SPSS). A survey was administered to collect data on learners' perceptions about CLIL and then analyzed statistically. Results indicated that learners preferred to study History, Biology, and Spanish Language and Literature. Results also demonstrated that the experimental group also demonstrated improvement in all the examined parameters when compared to the control group. However, when results from both groups are compared, there is only a statistical improvement in Organization and Syntax.

Keywords: Bloom's Revised Taxonomy, Language-Driven CLIL, Perceptions, Written Production, 4Cs

1. Introduction

Learning a foreign language has become a growing need in this globalized world. That is why many people spend considerable time studying English, in order to be fluent users of the language. Nevertheless, acquiring the four skills of a foreign language can be an easy task for some or a tedious task for others. Of the four language skills, it is said that writing is the last and most difficult skill to perfect when learning a second language (Al Fadda, 2012; Nasser 2016; Indrawati & Ayob, 2018).

According to Fareed, Ashraf, and Bilal (2016), a written text must be very well-stated, clearly structured, and properly organized with a tremendous range of vocabulary. Nonetheless, learners from Manuel J. Calle High School, a public school located in downtown Cuenca, Ecuador, show low proficiency in writing. This is a peculiar fact since they have been studying English for six years by this point in their studies (Ecuadorian EFL Curriculum, 2016).

When writing texts, students usually struggle with syntax, giving a coherent argument, organizing ideas, structuring sentences, and using correct punctuation (Shing, 2013). There are many reasons why these problems arise: lack of motivation, absence of interesting topics (Montoya, 2018), lack of vocabulary, and being unaware of writing strategies (Riadi, 2017). Therefore, CLIL, (Content Language and Integrated Learning), an educational approach in which content from disciplines such as chemistry, biology, history, geography, science, etc. are taught through meaningful and purposeful language use (Met, 1999; Cameron, 2001; Coyle, Hood, & Marsh, 2010; Popescu, Pioariu & Herteg, 2011). This approach has pedagogical features that engage learners to develop writing skills (Xhevdet, 2015).

Thus, the objective of this study is to analyze how the implementation of the language-driven CLIL classroom helps senior learners from Manuel J. Calle High School develop their written production in terms of Syntax,

Context, Communicative Achievement, Organization, and Language in comparison to a non-language driven CLIL classroom.

2. Literature Review

CLIL is a flexible and adaptable approach (Brown, 2015) because it is a continuum (Met, 1999; Gabillon & Rodica, 2015; Dalton-Puffer, Nikula & Smit, 2010; & Kryachkov, Yastrebova & Kravtsova, 2015), On one side is Language-Driven CLIL (Soft CLIL), and on the other side is Content-Driven CLIL (Hard CLIL) (Bentley, 2010; Nikula, Dalton-Puffer & Llinares, 2010). In a Language Driven-CLIL classroom, language learning is important and content is seen as the vehicle for that language learning (Met, 1999; Ikeda, 2013). Content can enrich, or reinforce language learning. Content can be drawn from many disciplines in a single lesson or unit (Curtain & Pesola, 1994; Kusmayadi & Suryana, 2017, Banegas, 2020). On the other hand, Content-Driven CLIL primarily focuses the teaching and learning on the subject content, and evaluation is based on students' knowledge of the content and not on language proficiency (Met, 1999; Nikula & Mård-Miettinen, 2014). These two extremes of the continuum are important to mention. However, the core principles of CLIL and its distinctive features, such as the four 4Cs model (Coyle, 2007) and Bloom's Revised Taxonomy (Hanesová, 2014; Tufail, Murtaza & Iqbal, 2017) are present in both (Marsh, 2002; Ball, n. d.; Martínez, 2011; Martín del Pozo, 2016). Due to the flexibility in this approach, many researchers have implemented language-driven CLIL to develop students' written production.

Llinares and Whittaker (2007), analyzed the influence CLIL had on written production in the first year of secondary school. They took content from social and natural sciences from the syllabi taught in Madrid, Spain. They found that written texts had more descriptive relational processes, a higher proportion of definition, features of deeper argumentation, and a wider use of modal expressions in comparison to a non-language-driven CLIL classroom. Another research study in which affirmative results were evident was carried out by Gené-Gil, Juan-Garau, and Salazar-Noguera (2015). They carried out a longitudinal study in a Catalan bilingual secondary school and analyzed how the context of learning affected the written production in bilingual secondary education. The results obtained from the experimental and control group were compared and indicated that the language-driven CLIL group progressed favorably in the written tasks in terms of syntax and lexis.

Ikeda (2013) carried out a research study in a State Secondary School in Wako City, from Saitama Prefecture, in Japan. This research aimed to analyze essay writing through language-driven CLIL. The results showed that students' writing improved significantly in terms of vocabulary, grammar, and organization. Likewise, Ruiz de Zarobe (2010) carried out an empirical study in the Basque Community. Participants studied contents from Social Sciences and Modern English Literature. Outcomes showed a statistically significant improvement in their writing skills in terms of content and vocabulary. However, in terms of organization, language usage, and mechanics, the differences were not statistically significant once they were compared to the non-language-driven CLIL classroom.

Garcia (2015) carried out a project with infant learners in order to examine how language-driven CLIL helped develop written production in bilingual environments. The study took place at Centro Universitario Cardenal Cisneros, in Madrid, Spain. The outcomes from the student teachers' responses showed that the language-driven CLIL model for infant education was effective since it facilitated the learning of another language providing the development of cognitive skills, real communication, and cultural awareness. In contrast, Olsson (2010) investigated the effect of language-driven CLIL on academic language where they focused on academic vocabulary use among CLIL and non-CLIL students in a Swedish upper-secondary school. The covered topics were natural and social sciences from the Swedish curriculum. However, results from this study showed that language-driven CLIL learners did not have a significant increase in the use of general academic vocabulary in comparison to non-language-driven CLIL learners.

Finally, Lahuerta (2017) carried out a study in Asturias, Spain in order to examine written language accuracy in a language-driven CLIL and non-language-driven CLIL program at the secondary education level. The outcomes showed that learners succeeded in the writing aspects of syntax, lexis, and lexicogrammatical concepts; however, Gutiérrez-Mangado and Martínez-Adrian (2018) found that learners from a language-driven CLIL classroom did not improve in syntax-morphology properties although they did improve in terms of proficiency.

Learners' perceptions towards language-driven CLIL have also been studied. For instance, Nakanishi and Nakanishi (2016) and Ikeda (2013) conducted studies to analyze students' perceptions, and they found that learners had a positive attitude towards language-driven CLIL when writing.

Most of the research articles above show that language-driven CLIL has had a positive impact in developing written production and learners have also showed positive attitudes towards language-driven CLIL; however,

Gené-Gil, Juan-Garau, and Salazar-Noguera (2015) left inconclusive questions to confirm or reject the effect of language driven CLIL on written production in other contexts. That is why this study aims to analyze how the implementation of the language-driven CLIL helps senior learners from Manuel J. Calle High School develop the writing production of texts in comparison to a non-language driven CLIL classroom.

3. Research Problem

Writing is a difficult task to acquire even for native speakers (Klimova, 2012) since many elements have to be developed simultaneously (Javed, Xiao, & Nazli, 2017; Muluneh, 2018). Learners from Manuel J. Calle High School have difficulties giving a valid argument, organizing ideas, using grammar and vocabulary properly, and using correct punctuation. Research studies on language-driven CLIL show positive results and indicate it could be adapted to any contexts (Cenoz, Genesee, & Gorter, 2013; Šulistová, 2013). Thus, the current study addresses two research questions: To what degree does the implementation of language-driven CLIL impact the development of written production in terms of Syntax, Content, Communicative Achievement, Organization, and Language in comparison to a non-language-driven CLIL classroom? What are learners' perceptions towards language-driven CLIL when writing paragraphs?

4. Methodology

This project features an exploratory, mixed-method, and quasi-experimental research design. The researcher first collected qualitative data and then collected quantitative data to explain quantitative results (Mertler, 2017). It also presents a mixed methods research design because of the integrated elements of qualitative and quantitative research approaches to provide breadth and depth of understanding of the research problem (Schoonenboom & Johnson, 2017). Qualitative research helped the investigator explore and understand learners' preferences on content subjects and topics. Quantitative research, on the other hand, tested if there was a statistically significant improvement after the intervention between the control and the experimental group (Creswell, 2014). Finally, this study shows a quasi-experimental research design since participants in both groups were selected without random assignment. Both groups took the Pre-Test and the Post-Test, but only the experimental group received the treatment (Creswell, 2014).

4.1 Participants

This study took place at Manuel J. Calle High School, a public school located in Cuenca, Ecuador. Participants were students from the Third Year of Baccalaureate: Classes A and B. There were 20 female learners, which represents 53%, and 18 male learners, which represents 47% in the control group. Meanwhile, there were 9 female learners, representing 21 % and 31 male learners, representing 79% in the experimental group. There was a small gender gap in the control group with more males than females, while the gender gap in the experimental group was large, with males unevenly outnumbering females. Learners were aged 16 to 19 years old. The control group presented a lower average age of 17 in comparison to the experimental group, whose average age was 18.

5. Qualitative Data Collection

At the beginning of the second semester of the 2018-2019 school year, qualitative data was collected through an open-ended questionnaire to determine learner's preferences about the content subject and topics they found interesting. The content subjects were taken from the Ecuadorian Curriculum (2016). The open-ended questionnaire was elaborated in Spanish and was piloted and validated with 76 students during the first semester of the 2018-2019 school year.

6. Qualitative Data Analysis

Responses from the open-ended questionnaire were manually transferred into an excel spreadsheet. Then, they were classified into categories until saturation was obtained. Finally, inductive and descriptive analysis were done to determine learners' preferences about content subjects. Once the top three content subjects were obtained, they were used to plan the intervention.

7. Qualitative Data Results

Findings revealed that both groups (32% in the control group and 50% in the experimental group) preferred History. Second was Biology with 29% in the control group and 26% in the experimental group. In third place was Spanish Literature with 11% in the control group and 16% in the experimental group. Learners also stated that learning those subjects in English would give them the opportunity to improve content and technical vocabulary. Sub-topics and themes for planning language-driven CLIL lessons were selected by learners. The World Wars (History), the Human Body (Biology), and Decapitated Era (Spanish Literature) were the topics that

learners expressed that they would like to study. Regarding methodological strategies, 55% participants in the control group and 61% of participants in the experimental group stated they preferred group-work activities.

8. Intervention

A language-driven CLIL Unit was elaborated based on the qualitative results and on theories by Met (1999), Coyle, Hood and Marsh (2010), Olsson (2010), Bentley (2010), and Kusmayadi and Suryana (2017). It was essential to divide the unit into single lessons considering Content-Compatible Language and Content-Obligatory language objectives (Bentley, 2010; Banegas, 2012). Seven lesson-plans were created, and each one of them took 5 class periods. As learners in the experimental group were at an A1 level according to the Common European Framework of Reference for Languages (CEFR), the writing tasks started from writing simple isolated phrases and sentences to writing texts at the end of the semester. On the other hand, a unit plan for the control group was created following the Communicative Approach since it is an approach promoted by the Ministry of Education in Ecuador (Ecuadorian EFL Curriculum, 2016). Thus, the intervention took place from April 22nd to June 11th, 2019. There were 35 hours of intervention. Similarly, the researcher worked with the Communicative method in the control group during the same period of time.

9. Quantitative Data Collection

Quantitative data was collected through the use of two instruments. The first was the Cambridge Objective Primary English Test (PET exam), and the second was a survey. Both were collected with the participants' consent and administered by the researcher. The PET exam was employed with two aims. First, the PET exam helped determine participants' general English proficiency before and after the 35-hours of intervention. The proficiency test provided data to be able to analyze if language-driven CLIL helped learners move from one level to another in general terms. Secondly, the written section of the PET exam was used as the Pre and Post-Test in order to analyze how language-driven CLIL influenced the development of written production. Thus, the writing skill section was scored based on the PET writing rubric, which had five parameters: Syntax, Content, Communication Achievement, Organization, and Language. Each of these parameters had a grading scale in which 5 was the highest score.

10. Data Analysis: PET Test and Written Production

The results of listening, reading, and speaking of the PET exam were transferred to an excel spread sheet. The writing results were also processed in an excel spreadsheet, but were organized according to the writing PET rubric. To analyze the obtained results of the Pre-Test and the Post-Test, Llinares and Whittaker's (2007) and Olsson's (2010) criteria was followed. Such criteria suggested the use of the T-Test in order to compare results between a language-Driven CLIL classroom with non-language-driven CLIL classroom. With this in mind, the independent T-Test and Paired T-Test were used as a hypothesis testing tool that allowed the researcher to determine if there was a significant difference between the means of the experimental and control group. To calculate these means, the Statistical Package for the Social Sciences (SPSS) was used. After that, a descriptive analysis of the main measures of central tendency as well as the distribution of variables was done. The variation in the written production from both groups was described through inferential statistical analysis. This analysis, along with the analysis of the students' perceptions, converged to triangulate the validation of the research questions.

11. The Survey

In order to find out students' perceptions on language-driven CLIL, a survey was elaborated and taken anonymously at the end of the intervention. The survey was elaborated following Ikeda's (2013) study. The survey had two sections. The first section had 5 closed-ended questions and rested on Coyle's 4 Cs. For each question, learners were given a five-point Likert scale (5=strongly agree, 4=agree, 3=neither agree nor disagree, 2=disagree, 1=strongly disagree). The second section of the questionnaire had one open-ended question, which asked learners to write freely about how they considered language-driven CLIL helped them write in English. The survey was elaborated in the learner's native language, and was piloted in similar classes to have it validated.

12. Data Analysis of the Survey

The responses from the survey were immediately transferred into an excel spreadsheet. Each rank on the Likert scale was tabulated independently. The responses from the survey were analyzed using the relative frequency on learners' perceptions about language-driven CLIL. To check reliability of the five-items, descriptive statistical analysis with percentages was done through the SPSS.

13. Results

13.1 Analysis of the Written Production Results–Experimental Group

To analyze the results of the written production in terms of Syntax, Content, Communication Achievement, Organization, and Language of the experimental group, the mean, median, and mode of the results of the Pre-Test and Post-Test were calculated.

Table 1. Written Production Results

Writing Skills	Pre-Test			Post-Test		
	Mean	Median	Mode	Mean	Median	Mode
Syntax-Part 1	2	2	2	3	3	3
Content-Part 2	3	3	3	3	3	3
Communication Achievement-Part 2	3	3	3	4	4	4
Organization-Part 2	3	3	3	4	4	3
Language-Part 2	3	3	3	4	4	4
Content-Part 3	3	3	3	4	4	3
Communication Achievement-Part 3	3	3	3	4	4	3
Organization-Part 3	3	3	3	4	4	4
Language-Part 3	3	3	3	4	3	3

The writing section of the Cambridge Objective Primary English Test had three parts. Part 1 evaluates Syntax by asking learners to complete the sentence so that it had the same meaning as the example. Part 2 and 3 asked learners to write descriptive and narrative texts. In Part 1, the experimental group improved their average performance from 40% in the Pre-Test to 60% in the Post-Test. In Part 2, the results show that students improved from 60% to 80% in terms of Communication, Organization, and Language after the intervention with the Soft CLIL method. Meanwhile, in terms of Content, the average performance was maintained at 60% in the Pre- and Post-Test. Prior to intervention, the results of the group's performance in the second section had a symmetric distribution. After the intervention, only "Organization" became negatively skewed, in which the majority of students obtained 60%, which represents a lower than average performance. Regarding the evaluation of the third section, the four parameters have an average performance of 60% with a symmetric distribution before the intervention. In terms of Content, Communication, and Organization, the performance improved to 80% after the intervention. The average performance was maintained in terms of Language. In this section, the distribution of the results obtained in Content, Communication, and Language had a negative skew. Thus, most students had a 20% lower performance than the average group performance (80%) as shown in the previous table.

13.2 Written Production: T-Test Paired Sample Analysis

In order to reinforce the descriptive results that show improvement in the written production in the experimental group, a two-tailed hypothesis test was carried out through the Paired T-Test (Paired-Student). This helped determine if the differences between the average scores in the Pre-Test and the Post-Test were statistically significant. The following tables indicate the results of the parametric analysis of the paired samples in order to contrast the hypothesis and to determine if there is a significant difference between the final averages of the experimental group before and after the intervention.

Table 2. Written Production: T-Test Paired Sample Results

Paired Samples Statistics		Mean	N	Std. Deviation	Std. Error Mean
Pair 1	Pre Test_ Part 1	2.25	40	1.171	.185
	Paired Samples Statistics	2.83	40	.813	.129
Pair 2	PreTest_Content_ Part2	2.98	40	.832	.131
	Post_Test_Content_Part2	3.40	40	.672	.106
Pair 3	PreTest_Communication_Achievement_ Part2	2.80	40	.853	.135
	PostTest_Communication_Achievement_Part2	3.50	40	.599	.095
Pair 4	PreTest_Organization_ Part2	2.85	40	.802	.127
	PostTest_Organization_Part2	3.58	40	.712	.113
Pair 5	PreTest_Language_ Part2	2.80	40	.823	.130
	PostTest_Language_Part2	3.60	40	.632	.100
Pair 6	PreTest_Content_Part3	2.78	40	1.143	.181
	Post_Test_Content_Part3	3.80	40	.823	.130
Pair 7	PreTest_Communication_Achievement_Part3	2.58	40	1.107	.175
	PostTest_Communication_Achievement_Part3	3.50	40	.599	.095
Pair 8	PreTest_Organization_Part3	2.75	40	1.032	.163
	PostTest_Organization_Part3	3.68	40	.730	.115
Pair 9	PreTest_Language_Part3	2.90	40	1.081	.171
	PostTest_Language_Part3	3.50	40	.784	.124

T Test-Paired Samples Pre-Test-Post Test		Paired Differences					t	df	Sig. (2-tailed)
		Mean	Std. Deviation	Std. Error Mean	95% Confidence Interval of the Difference				
					Lower	Upper			
Pair 1	PreTest_Syntax 1-Post_test_part1	-.575	.903	.143	-.864	-.286	-4.029	39	.000
Pair 2	PreTest_Content_Part2-Post_Test_Content_Part2	-.425	.549	.087	-.601	-.249	-4.892	39	.000
Pair 3	PreTest_Communication_Part2-PostTest_Communication_Part2	-.700	.648	.103	-.907	-.493	-6.827	39	.000
Pair 4	PreTest_Organization_Part2-Post Test_Organization_Part2	-.725	.554	.088	-.902	-.548	-8.275	39	.000
Pair 5	PreTest_Language_Part2-PostTest_Language_Part2	-.800	.516	.082	-.965	-.635	-9.798	39	.000
Pair 6	PreTest_Content_Part3-Post_Test_Content_Part3	-1.025	.768	.121	-1.270	-.780	-8.446	39	.000
Pair 7	PreTest_Communication_Part3-PostTest_Communication_Part3	-.925	.730	.115	-1.158	-.692	-8.016	39	.000
Pair 8	PreTest_Organization_Part3-Post Test_Organization_Part3	-.925	.730	.115	-1.158	-.692	-8.016	39	.000
Pair 9	PreTest_Language_Part3-PostTest_Language_Part3	-.600	.778	.123	-.849	-.351	-4.878	39	.000

The results indicate that all paired samples from Part 1 (Syntax), and the parameters of Content, Communication, Organization, and Language in Part 2 and 3 indicate that the H_0 (null hypothesis) is rejected. This result draws

us to the conclusion that with an error of 0.000 in all cases, there is a significant difference between the average scores of the evaluated parameters in the Pre-Test and the Post-Test. In short, through the use of Language Driven CLIL methodology, the development of the written production in English in the experimental group improved (*sig* < 0.05).

There is a difference of 0.58 points between the average performance of Part 1 obtained in the Pre-Test by the experimental group (2.25) with the average performance obtained in the Post-Test (2.83). This reveals a statistically significant improvement in the development of written production through Language-Driven CLIL.

The average performance in terms of Content in Part 2 is 2.98 in the Pre-Test, and the average in the Post-Test is 3.40 in the experimental group. There is a difference of 0.42 points, which shows a statistically significant improvement in the development of written production through Language-Driven CLIL. The average performance in terms of Content in Part 3 is 2.78 in the Pre-Test and 3.80 in the Post-Test. The difference of 1.02 points also demonstrates a statistically significant improvement. This means that the reader was informed on the topics that writers described in their paragraphs and that the content was relevant and appropriate.

The average performance in regards to Communication in Part 2 is 2.80 in the Pre-Test and in the Post-Test it is 3.50. There is a difference of 0.70 points, a statistically significant improvement. In regards to Communication in Part 3, the average performance is 2.58 in the Pre-Test and in the Post-Test it is 3.50, which is also a statistically significant improvement. Students improved in the use of conventions of the communicative task to express direct ideas.

Concerning “Organization” in Part 2 in the Pre-Test, the average performance is 2.85, and the average performance obtained in the Post-Test is 3.58. There is an improvement of 0.73 points, which is statistically significant. Concerning, “Organization” in Part 3, in the Pre-Test the result is 2.75, and the average performance in the Post-Test is 3.68. There is a difference of 0.93, which shows a statistically significant improvement. This result indicates that learners in the experimental group developed more connected, consistent texts through the use of linking words and cohesive devices than in the initial stages.

In regards to Language in Part 2, the average performance in the Pre-Test is 2.80, and the average performance in the Post-Test is 3.60. There is a difference of 0.80 points, which is a statistically significant improvement. In regards to Language in Part 3, the average performance in the Pre-Test is 2.90, and the average performance is 3.50 in the Post-Test. There is a difference of 0.60, which is a statistically significant improvement. Students in the experimental group showed good use of everyday vocabulary and used complex grammatical forms in their writings by the end of the intervention.

13.3 Writing Level of the Experimental Group

The four sections of the Cambridge Objective Primary Test had a maximum score of 185 points, which is equivalent to a C1 on the Common European Framework for Reference, and the maximum score in the Writing section is 45 points. Thus, having a reference of the maximum levels of the PET Exam as well as the writing section, the following table was created in order to determine the experimental group’s writing level.

Table 3. Writing Level of the Experimental

	Experimental Group		
	Writing Section Average (/45)	Average total score (/185)	CEFR Level Equivalent
Pre-Test	24	99	A1
Post-Test	31	127	A2

The table reveals that before the intervention, the experimental group had an average writing score of 24 points, which is equivalent to an A1 level (99 points). In the Post-Test, the average writing score increased to 31 points, which puts learners at an A2 level (127 points).

13.4 Learners’ Perceptions about the Language-Driven CLIL

This section describes the experimental group’s perceptions regarding the impact of the Language-Driven CLIL on the development of written production. The results were obtained from the survey, which had 5 closed-ended questions in the form of statements, evaluated on a Likert-scale and one open-ended question:

1. Content learned through the use of Language-Driven CLIL was relevant and easy to understand.

2. Language-Driven CLIL helped produce texts using the conventions of writing (spelling and punctuation) to communicate direct ideas.
3. Language-Driven CLIL helped develop critical and creative thinking through organizing the text in a coherent and cohesive way.
4. Language-Driven CLIL facilitated the appropriate use of grammar and vocabulary to transmit knowledge of the different subjects studied in class.
5. I consider that the Language-Driven CLIL method influenced the development of written English in a practical and efficient way.
6. How do you consider the Language-Driven CLIL method influenced the scale you selected in the previous sentence?

Results for the first statement show that 48% (sum of 18% totally agree and 30% in agreement) of students agreed with the statement; 25% of learners said that Language-Driven CLIL did not make a difference to them; meanwhile, 28% (sum of 15% disagree and 13% totally disagree) of students disagreed with the statement. More than half of the students in the experimental group (58%) agreed on the second statement. On the other hand, 18% of students neither agreed nor disagreed; meanwhile, 25% of learners said that Language-Driven CLIL did not have any advantage when it came to writing. Results show that 53% of learners agreed with the third statement; 28% of learners neither agreed nor disagreed, but 20% of students said that they disagreed with the statement. Findings reveal that 60% of the students agreed with the fourth statement; 25% of the students expressed neutral opinions, and 15% disagreed with the statement. Results in regards to the fifth statement are described below:

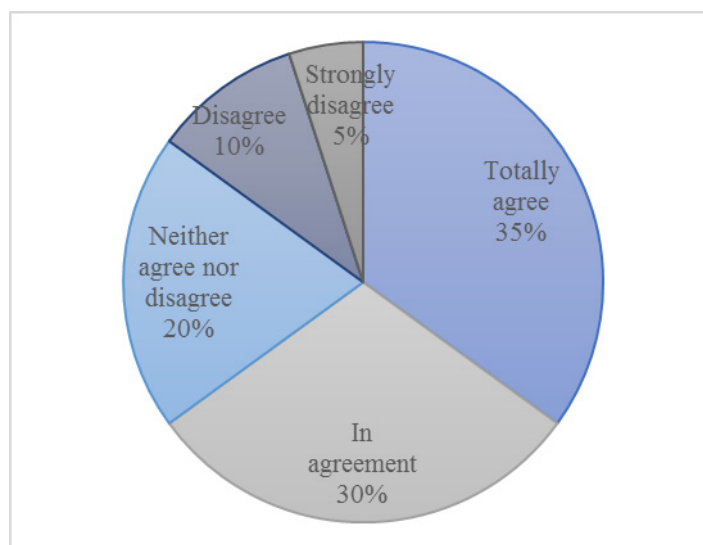


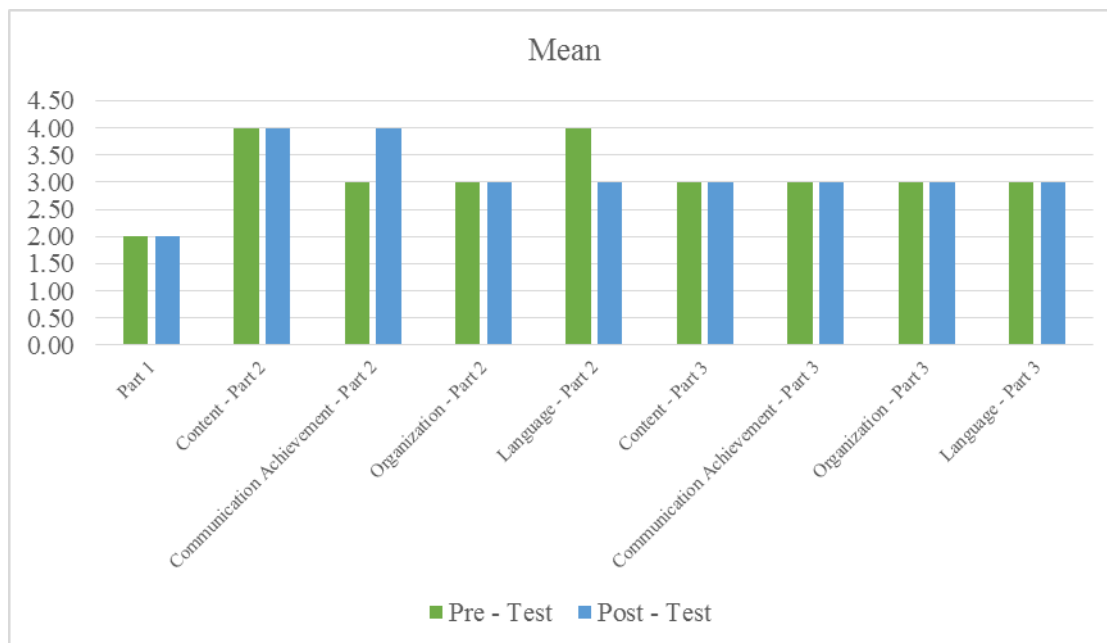
Figure 1. Language-Driven CLIL influenced in a practical and efficient way to develop the writing skill

The figure reveals that 65% (sum of 35% totally agree and 30% in agreement) of learners agreed that the Language-Driven CLIL method influenced the development of the writing skill in a practical and efficient way; 20% of the learners had a neutral opinion, but 15% of the students disagreed with the statement. Concerning question number 6, learners who agreed with this statement said that the Language-Driven CLIL method allowed learners to produce written texts because they were provided with writing examples, they analyzed how written texts are organized, and arranged words, sentences and phrases to communicate ideas and opinions according to different situations. In contrast, the learners who stated that Language-Driven CLIL did not influence them in an efficient and practical way said this because content from the curricular subjects was hard to understand. They said that new words learned in class were difficult to memorize and it was therefore difficult to use them properly.

13.5 Written Production Results–Control Group

The written production parameters of the control group follow a symmetric distribution. Therefore, the measures of central tendency focus on the average scores as seen in the table below.

Table 4. Written Production Results – Control Group



Before and after the intervention, the written production in Part 1(Syntax), has an average score of 2, which represents 40% of the total score. This average score did not vary after the intervention. The written production evaluated in Part 2, in terms of Organization, maintains an average score of 60% throughout the intervention period. This means that learners created well organized and coherent texts, using a variety of linking words and cohesive devices in the Post-Test. In part 2, in terms of Content, the control group had an average performance of 80% before and after the intervention. The Content of the written production was relevant in the different tasks and allowed the target reader to be fully informed. In some cases; however, minor irrelevant details and personal pronouns were omitted in the Post-Test. After intervention, in terms of Communication and Language in Part 2, the mean average moved from 60% in the Pre-Test to 80% in the Post-Test. This means that learners used communicative tasks to hold the target reader’s attention, and they used a range of everyday vocabulary and grammar forms, respectively. In Part 3, the four evaluated parameters had the average performance of 60% before and after the intervention, as seen in the above figure.

13.6 Paired Sample T-Test Analysis of Written Production

The following tables show the results of the parametric analysis for paired sample T-Test in order to test the hypothesis and determine if there is a significant difference between the final average scores of this group.

Table 5. Written Production: Paired Sample Analysis

Paired Samples Statistics		Mean	N	Std. Deviation	Std. Error Mean
Pair 1	Pre_test_Syntax_Part 1	2.05	38	1.064	.173
	Post_test_Part1	2.34	38	.745	.121
Pair 2	PreTest_Content_Part2	3.55	38	.891	.145
	Post_Test_Content_Part2	3.55	38	.555	.090
Pair 3	PreTest_Communication_Achievement_Part2	3.42	38	.948	.154
	PostTest_Communication_Achievement_Part2	3.55	38	.555	.090
Pair 4	PreTest_Organization_Part2	3.42	38	.948	.154
	PostTest_Organization_Part2	3.45	38	.724	.117
Pair 5	PreTest_Language_Part2	3.50	38	.952	.154
	PostTest_Language_Part2	3.45	38	.724	.117
Pair 6	PreTest_Content_Part3	3.11	38	1.034	.168
	Post_Test_Content_Part3	3.18	38	.730	.118
Pair 7	PreTest_Communication_Achievement_Part3	2.66	38	1.236	.201
	PostTest_Communication_Achievement_Part3	3.18	38	.730	.118
Pair 8	PreTest_Organization_Part3	2.87	38	1.212	.197
	PostTest_Organization_Part3	3.21	38	.741	.120
Pair 9	PreTest_Language_Part3	2.84	38	1.263	.205
	PostTest_Language_Part3	3.18	38	.730	.118

T Test - Paired Samples

Paired Differences

Pre-Test - Post Test	Mean	Std. Deviation	Std. Error Mean	95% Confidence Interval of the Difference		t	df	Sig. (2-tailed)
				Lower	Upper			
Pair 1 PreTest_Syntax_Part 1-Post_test_part1	-.289	.768	.125	-.542	-.037	-2.324	37	.026
Pair 2 PreTest_Content_Part2-Post_Test_Content_Part2	0.000	.735	.119	-.242	.242	0.000	37	1.000
Pair 3 PreTest_Communication_Achievement_Part2-PostTest_Communication_Achievement_Part2	-.132	.741	.120	-.375	.112	-1.094	37	.281
Pair 4 PreTest_Organization_Part2-PostTest_Organization_Part2	-.026	.677	.110	-.249	.196	-.240	37	.812
Pair 5 PreTest_Language_Part2-PostTest_Language_Part2	.053	.695	.113	-.176	.281	.467	37	.644
Pair 6 PreTest_Content_Part3-Post_Test_Content_Part3	-.079	.673	.109	-.300	.142	-.723	37	.474
Pair 7 PreTest_Communication_Achievement_Part3-PostTest_Communication_Achievement_Part3	-.526	.862	.140	-.810	-.243	-3.765	37	.001
Pair 8 PreTest_Organization_Part3-PostTest_Organization_Part3	-.342	.815	.132	-.610	-.074	-2.589	37	.014
Pair 9 PreTest_Language_Part3-PostTest_Language_Part3	-.342	.878	.143	-.631	-.053	-2.401	37	.022

The results indicate that the null hypothesis (H_0) is rejected for Part 1 and Communication in Part 3. With an error of 0,026 and 0.001 respectively, there is a significant difference in the average scores in the Pre-Test and Post-Test in all other areas. This means that the intervention with the communicative language methodology improved the development of written production in the control group (**sig < 0.05**). The average performance in Part 1 obtained in the Pre-Test by the Control group was 2.05, while the average performance obtained in the

Post-Test was 2.35. Thus, there is a difference of 0.29 points, and indicates a statistically significant improvement. The average performance of the control group in Communication in Part 3 of the Pre-Test was 2.66, and the average performance obtained in the Post-Test was 3.18. This means that there is a difference of 0.52 points of improvement, which is statistically significant. Learners in the control group were able to use the conventions of the communicative tasks to express direct ideas. This helps us conclude that there is a 22% improvement, which is statistically significant in the control group regarding written production.

13.7 Writing Level of the Control Group

The four sections of the PET Exam had a maximum score of 185 points, which when compared to the Common European Framework for Reference is equivalent to a C1 level, and the maximum score in the Writing section is 45 points. Thus, having a reference of the maximum levels of the PET Exam as well as the writing section, the following table was created in order to determine the control group’s writing level.

Table 6. Writing Level of the Control Group

	Control Group		
	Writing Section Average (/45)	Average total score (/185)	CEFR Level Equivalent
Pre-Test	27	111	A1
Post-Test	29	119	A1

The above table shows that learners from the control group obtained 27 points in the Pre-Test, which corresponds to an A1 Level (111 points). In the Post-Test, the writing level of the experimental group is maintained at 29 points.

13.8 Final Results in the Written Production: Control and Experimental

To determine if the written production was impacted through the language-driven CLIL model in terms of syntax, content, communicative achievement, organization, and language, scores from parameters in Part 1, Part 2 and Part 3 were put together through the Levene Test.

Table 7. Written Production Final Results

	Group	N	Mean	Std. Deviation	Std. Error Mean
Syntax	Control Group	38	2.34	.745	.121
	Experimental Group	40	2.83	.813	.129
Content	Control Group	38	3.37	.541	.088
	Experimental Group	40	3.60	.662	.105
Communication	Control Group	38	3.37	.541	.088
	Experimental Group	40	3.50	.480	.076
Organization	Control Group	38	3.33	.640	.104
	Experimental Group	40	3.63	.618	.098
Language	Control Group	38	3.32	.631	.102
	Experimental Group	40	3.55	.628	.099

Independent Samples Test		Levene's Test for Equality of Variances		t-test for Equality of Means						
		F	Sig.	t	Df	Sig. (2-tailed)	Mean Difference	Std. Error Difference	95% Confidence Interval of the Difference	
									Lower	Upper
Syntax	Equal variances assumed	.038	.846	-2.730	76	.008	-.483	.177	-.835	-.131
	Equal variances not assumed			-2.736	75.908	.008	-.483	.176	-.834	-.131
Content	Equal variances assumed	1.582	.212	-1.686	76	.096	-.232	.137	-.505	.042
	Equal variances not assumed			-1.695	74.375	.094	-.232	.137	-.504	.041
Communication	Equal variances assumed	1.128	.292	-1.137	76	.259	-.132	.116	-.362	.099
	Equal variances not assumed			-1.133	73.855	.261	-.132	.116	-.363	.100
Organization	Equal variances assumed	.028	.868	-2.080	76	.041	-.296	.142	-.580	-.013
	Equal variances not assumed			-2.078	75.429	.041	-.296	.142	-.580	-.012
Language	Equal variances assumed	.011	.918	-1.643	76	.105	-.234	.143	-.518	.050
	Equal variances not assumed			-1.642	75.768	.105	-.234	.143	-.518	.050

The Levene Test for equality of variances indicates probability associated to Levene's statistic, which is higher than 0.05, equal variances are assumed for all analyzed parameters. The Paired T-Test statistic with its bilateral significance reveals that Syntax (Part 1) and Organization is lower than 0.005 in the Post-Test. This means that there is compatibility between the hypothesis of equality of the average scores of the analyzed parameters of the control and experimental group. The average performance in Syntax (Part 1) of the experimental group obtained in the Post-Test is 2.83 and is 2.34 for the control group. There is a difference of 0.49 points. This is a favorable difference for the experimental group and it is statistically significant. The average performance obtained in terms of Organization in the experimental group in the Post-Test is 3.63, and in the control group it is 3.33. There is a difference of 0.35. This difference is in favor of the experimental group and it is statistically significant. The Paired T-test statistic with its bilateral significance reveals that: Content, Communicative Achievement, and Language is higher than 0.05 in the Post-Test. This indicates that the hypothesis of equality of mean scores in the evaluated parameters in the control and experimental group is rejected. Although there is a mathematical difference in the mean scores and the experimental group has a higher score than the control group, such differences are not statistically significant, and both groups have the same writing level in the above parameters at the end of the intervention.

13.9 Skills: Experimental vs. Control Group after the Intervention

The figure below shows the percentage of variations in the average scores of the skills evaluated through the Post-Test PET exam of both groups.

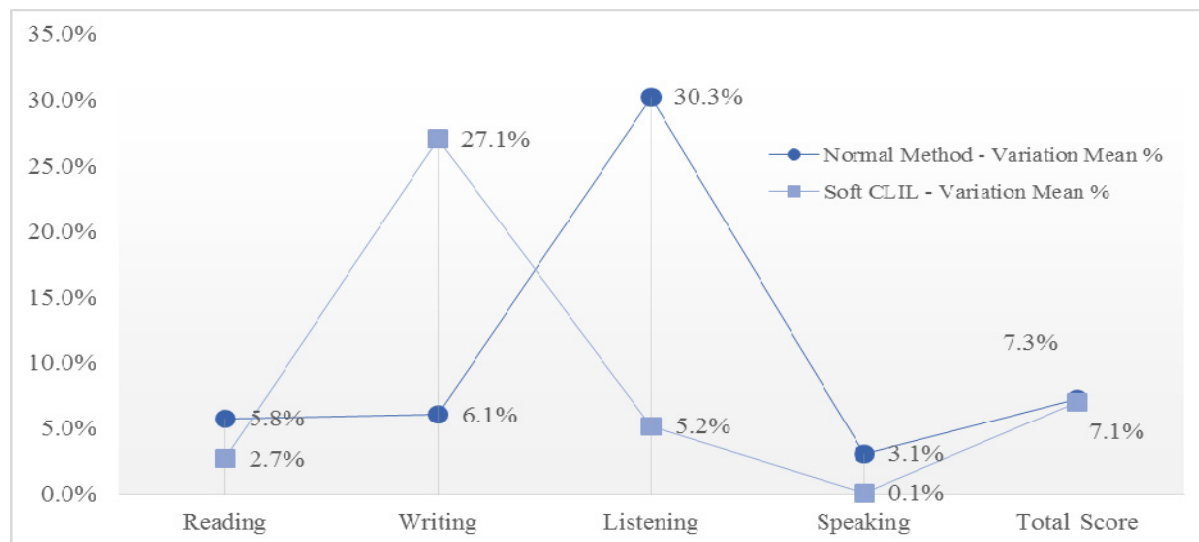


Figure 2. Control and Experimental Group: Results of the skills after the intervention

The growth of the control group's average in Reading (5.8%) is higher than the experimental group by 3.1 percent. The experimental group obtained a higher variation in the average scores in writing. This group obtained 27.1%, which represents 6.1 percentage points more than the positive variation in the control group (6.1%). Listening, Speaking, and the final global score of the control group presented a higher difference of 25.1%, 3%, and 0.2% respectively in the average grades of the mentioned skills, when compared to those obtained by the experimental group.

14. Discussion

The research question in this study was to analyze how the implementation of language-driven CLIL helps learners develop written production of texts in comparison to a non-language-driven CLIL classroom in terms of Syntax, Content, Communication Achievement, Organization, and Language as well as the learners' perception towards language-driven CLIL when producing texts. According to the results, learners from the experimental and control group show a variation in the average scores in all the evaluated parameters after intervention. The language-driven CLIL classroom had higher results in comparison to the non-language-driven CLIL classroom, but not all of them were statistically significant. Only in terms of Syntax and Organization, results show a statistically significant improvement.

Concerning Syntax, the obtained results from the experimental group indicate that learners were able to rewrite sentences properly and communicate the message meaningfully in the Post-Test. Findings in this research study are similar to the ones obtained by Lahuerta's (2017) results. In that study, errors diminished substantially in terms of syntax since learners were also able to look for ways to combine words, phrases, clauses, and sentences and communicate the message meaningfully through the use of language-driven CLIL. Nonetheless, Gutierrez-Magado and Martínez-Adrian (2018) found negative results in terms of syntax-morphology, but they concluded by saying that language-driven CLIL aided in acquiring features from syntax-semantics-discourse interface, which was evident in this study, too.

Organization was another parameter that had a statistically significant improvement in writing in the language-driven CLIL classroom when compared to the non-Language-driven CLIL classroom. Findings reveal that texts were generally well-organized and coherent. Furthermore, learners used a variety of linking words and cohesive devices, such as sequencing, adding, illustrating and comparing. Learners were impacted positively in writing in terms of Organization, and these results are similar to the ones in the study conducted by Ikeda (2013). Learners in that study improved significantly in terms of organization. However, results of this study as well as Ikeda's (2013), are contradicted by Ruiz de Zarobe's (2010) findings. In that study, learners improved significantly in terms of Content and Vocabulary, but they did not improve in terms of Organization. The researcher found that texts were not connected using linking words. Instead, learners wrote long sentences without any cohesive devices.

In regards to the other evaluated writing parameters (Content, Communicative Achievement, and Language) the results indicate that there was improvement in the language-driven CLIL classroom, but it was not statistically

significant when compared to the non-language-driven CLIL classroom. Therefore, the language-driven CLIL classroom and the non-language-driven CLIL classroom maintain equal writing results on these parameters.

In Llinares and Whittaker's (2007) study, results reveal that learners' writing level improved significantly in terms of Content using language-driven CLIL. Learners were able to present a problem and give a solution, events were connected from the beginning to the end, and sequence in events was also observed. However, Gené-Gil, Juan-Garau, and Salazar-Noguera (2015) found that Content did not improve in neither language-driven CLIL nor non-language-driven CLIL classrooms. Learners' scores were low, and they showed a limited development of the main ideas. Learners did not respect e-mail conventions (title, story line, time, characters or personal opinions). In our study, on the other hand, most of the texts from the language-driven CLIL classroom were relevant to the given prompt and readers could fully understand the passage. Notwithstanding, results were not statistically significant.

About Communication, Bentley (2010) and Coyle, Hood, and Marsh (2010) stress that language-driven CLIL facilitates the learning of language by developing communicative skills. Findings in this study are similar to language-driven CLIL principles since learners were able to use conventions on the communicative task to hold the target reader's attention and communicate straightforward ideas. This is similar to what Garcia (2015) found in their research study, in which learners' texts communicated ideas meaningfully. Garcia (2015) did find significant results in that study when results were compared to a non-language-driven CLIL classroom. In our study, however, improvement is evident in the Language-Driven CLIL classroom, however, the results were not statistically significant.

In terms of Language, language-driven CLIL classroom results indicate that learners did not show a statistically significant improvement when compared to the Non-Language-Driven CLIL classroom. These results were also found by Olsson (2010). In that study, language-driven CLIL learners did not have a significant increase in the use of language in comparison to non-language-driven CLIL learners. Nonetheless, Ikeda (2013) asserted that learners were able to use a range or everyday vocabulary and complex grammatical forms in their texts through language-driven CLIL.

It is also important to refer to learners' perceptions when it comes to using language-driven CLIL. Findings revealed that most learners from the experimental group show a positive attitude toward the language-driven CLIL on all five questions. They claimed that the content of classes was relevant, they were able to express their ideas using the appropriate grammar and punctuation, they had a chance to give an opinion on the different topics covered, and they learned how to organize and link texts. These results were asserted by Ikeda (2013), who also found similar positive results. In that study, learners revealed that language-driven CLIL involved critical thinking tasks, cooperative work, knowledge increment, and vocabulary expansion. Nakanishi and Nakanishi (2016) found similar results, too. Learners had positive attitudes towards language-driven CLIL since learners improved their English Proficiency. Such results are comparable to the ones obtained in this study because learners from the language-driven CLIL classroom improved their English Proficiency Level.

The Language-Driven CLIL classroom started with an A1 level, based on the results from the Cambridge Objective Preliminary Test. After the intervention, learners moved to an A2 level. Writing and speaking results influenced the move from one level to the other. On the other hand, the non-language-driven CLIL classroom started with an A2 level in the Pre-Test, and they maintained the same level in the Post-Test. Listening is the skill in which learners obtained the lowest scores and the reason why they were unable to move to a B1 level.

15. Conclusions

First of all, quantitative data was collected through an open-ended questionnaire in order to determine learners' preferences about content subjects and topics to be studied. Descriptive analysis was done, and the findings revealed that the selected subjects and topics had a positive impact due to the fact that learners had a statistically significant improvement in terms of Syntax, Content, Communicative Achievement, Organization, and Language when results from the Pre and-Post Test were compared.

Secondly, the writing level of the experimental and control group was determined through the PET writing rubric and analyzed through the Paired Sample T-Test (Pair student). Findings revealed that language-driven CLIL learners and non-language-driven CLIL learners had an equal writing level (A1), before the intervention. After the intervention, learners from the experimental group moved from an A1 to an A2 level. Meanwhile, the control group maintained the same A1 level in the Post-Test. Therefore, it is concluded that the language-driven CLIL method helped learners move from one level into the next.

Thirdly, in regards to the writing parameters before the intervention, both groups showed an equal average performance in terms of Syntax, Organization, and Communication. The groups differed in Language and

Content. The control group had higher results than the experimental group. However, after the intervention, the experimental group obtained higher results in the written production in terms of Syntax and Organization, and an equal level in terms of Content, Communicative Achievement, and Language. Thus, it is concluded that language-driven CLIL helped learners develop written production in terms of Syntax and Organization with a statistically significant improvement.

Moreover, learners from the experimental group were asked about their perceptions towards the language-driven CLIL method when learners were producing written texts. Most learners from the experimental group agreed that the language-driven CLIL method allowed them to produce written texts because they were provided with examples, they analyzed how written texts are organized, they were able to arrange words, sentences, and phrases to communicate ideas and opinions based on different situations. These findings lead us to conclude that the learners from the experimental group had a positive attitude towards the language-driven CLIL method, and those findings correlate with the writing parameters, in which learners had a statistically significant improvement (Syntax and Organization).

Finally, in regards to the English Proficiency level, the language-driven CLIL classroom had an A1 level before the intervention, but after the intervention they moved to an A2 level. On the other hand, the control group had an A2 level in the Pre-Test, and the level was maintained in the Post-Test. Thus, we can conclude that the language-driven CLIL method did not only help learners improve the evaluated writing parameters, but it also helped improve their English Proficiency in general.

All in all, the general objective of this study was to analyze whether or not the implementation of the language-driven CLIL helped senior learners from Manuel J. Calle High School develop the written production of texts in comparison to a non-language-driven CLIL classroom. Findings in this study show that learners did improve in all the evaluated writing parameters. However, only in terms of Syntax and Organization, the results demonstrate a statistically significant improvement when compared to non-language-driven CLIL classroom. These findings open new gaps for further research. For instance, a replication study with more hours of intervention can be done to test if language-driven CLIL helps to statistically improve written production in the other writing parameters. Furthermore, an analysis of the impact of language-driven CLIL on the speaking skill can also be investigated.

References

- Al Fadda, H. (2012). Difficulties in Academic Writing: From the Perspective of King Saud University Postgraduate Students. *Canadian Center of Science and Education*, 5(3), 123-130. <http://dx.doi.org/10.5539/elt.v5n3p123>
- Ball, P. (n. d.). *Content and Language Integrated Learning Module*. Barcelona: Fundación Universitaria Iberoamericana.
- Banegas, D. L. (2012). Integrating Content and Language in English language Teaching in Secondary Education: Models, Benefits, and Challenges. *Studies in Second Language Learning and Teaching*, 2(1), 111-136.
- Banegas, D. L. (2020). Teacher professional development in language-driven CLIL: A case study. *Latin American Journal of Content & Language Integrated Learning*, 12(2), 242-264. <https://doi.org/10.5294/laclil.2019.12.2.3>
- Bentley, K. (2010). *The Teaching Knowledge Test Course: CLIL Module*. Cambridge, U.K: Cambridge University Press.
- Brown, H. (2015). Factors Influencing the Choice of CLIL Classes at University in Japan. *English Language Teaching World Online*. Retrieved from https://cpb-us-w2.wpmucdn.com/blog.nus.edu.sg/dist/7/112/files/2015/04/Brown_editforpdf-14zs8e6.pdf
- Cameron, L. (2001). *Teaching Languages to Learners*. Cambridge, UK: Cambridge University Press.
- Cenoz, J., Genesee, F. & Gorter, D. (2013). Critical Analysis of CLIL: Taking Stock and Looking Forward. *Applied Linguistics*, 35(3), 243–262. <https://doi.org/10.1093/applin/amt011>
- Coyle, D. (2007). Content and Language Integrated Learning: Towards a Connected Research Agenda for CLIL Pedagogies. *International Journal of Bilingual Education and Bilingualism*, 10(5), 543-562. <https://doi.org/10.2167/beb459.0>
- Coyle, D., Hood, P. & Marsh, D. (2010). *CLIL Content Language and Integrated Language*. Cambridge, U.K. Cambridge University Press.

- Creswell, J. W. (2014). *Research Design: Qualitative, Quantitative, and Mixed Method Approaches*. Thousand Oaks: Sage Publications.
- Curtain, H. & Pesola, C. A. (1994). *Languages and Children: Making the Match. Foreign Language Instruction for a Start Grades K-8*. White Plains, NY: Longman Publishing Group.
- Dalton-Puffer, C., Nikula, T., & Smit, U. (2010). *Language Use and Language Learning in CLIL Classrooms*. Amsterdam: John Benjamins Pub. Co. <https://doi.org/10.1075/aals.7>
- Ecuadorian Curriculum. (n. a.) 2016). Retrieved from <https://educacion.gob.ec/wp-content/uploads/downloads/2016/03/Curriculo1.pdf>
- Ecuadorian EFL Curriculum. (n. a.) 2016). Retrieved from <https://educacion.gob.ec/wpcontent/uploads/downloads/2016/03/EFL1.pdf>
- Fareed, M., Ashraf, A. & Bilal, M. (2016). ESL Learners' Writing Skills: Problems, Factors and Suggestions. *Journal of Education and Social Sciences*, 4(2), 81-92. <https://doi.org/10.20547/jess0421604201>
- Gabillon, Z. & Rodica, A. (2015). Content and Language Integrated Learning: In Search of a Coherent Conceptual Framework. *The International Academic Forum (IAFOR)*, 1, 311-324.
- Garcia, S. E. (2015). Soft CLIL in Infant Education Bilingual Contexts in Spain. *International Journal of Language and Applied Linguistics*, 1, 30-36.
- Gené-Gil, M., Juan-Garau, M., & Salazar-Noguera, J. (2015). Writing Development under CLIL Provision. *Springer-International Publisher Science, Technology, Medicine* 1, 139-161. https://doi.org/10.1007/978-3-319-11496-5_9
- Gutiérrez-Mangado, J. M. & Martínez-Adrian, M. CLIL at the Linguistic Interfaces. *Journal of Immersion and Content-Based Language Education*, 6(1), 85–112. <https://doi.org/10.1075/jicb.17002.gut>
- Hanesová, D. (2014). Development of Critical and Creative Thinking Skills in CLIL. *Journal of Language and Cultural Education*, 2(2), 33-51.
- Ikeda, M. (2013). Does CLIL Work for Japanese Secondary School Students? Pontencial for the “Weak” Version of CLIL. *International CLIL Research Journal*. Retrieved from <http://www.icrj.eu/21/article3.html>
- Indrawati, S. & Ayob, A. (2018). Contextual Approach for Expository Essay: A Study of Writing Achievement and Quality. *In the 1st International Seminar on Language, Literature and Education, KnE Social Sciences*, 1, 171–176. <https://doi.org/10.18502/kss.v3i9.2624>
- Javed, M., Xiao, W., & Nazli, S. (2017). A Study of Students' Assessment in Writing Skills of the English Language. *International Journal of Instruction*, 6(2), 129-144. Retrieved from https://pdfs.semanticscholar.org/fd0c/30eb472f84f6d54250acbf77a258d951723c.pdf?_ga=2.153291387.2127011168.1588479613-1933898755.1588479613
- Klimova, B. (2012). The Importance of Writing. *PARIPEX Indian Journal Research*, 2(1), 9-11. <https://doi.org/10.15373/22501991/JAN2013/4>
- Kryachkov, D., Yastrebova, E. & Kravtsova, O. (2015). *The Magic of Innovation: New Techniques and Technologies in Teaching Foreign Language*. Newcastle, UK: Cambridge School Publishing.
- Kusmayadi, Y., & Suryana, Y. (2017). Improving Students' factual Report Writing Skill by Using Content and Language Integrated Learning (CLIL) Method. *Indonesian EFL Journal*, 3(1), 24-34. <https://doi.org/10.25134/iefjl.v3i1.650>
- Lahuerta, A. (2017). Analysis of Accuracy in the Writing of EFL Students Enrolled on CLIL and non-CLIL Programmes: The Impact of Grade and Gender. *The Language Learning Journal*, 48(2), 1-12. <https://doi.org/10.1080/09571736.2017.1303745>
- Llinares, A. & Whittaker, R. (2007). Talking and Writing in a Foreign Language in CLIL Contexts: a Linguistic Analysis of Secondary School Learners of Geography and History. *Revista Española de Lingüística Aplicada*, 1, 83-94.
- Marsh, D. (2002). *Content and Language Integrated Learning: The European Dimension Actions, Trends and Foresight Potential*. University of Jyväskylä, Finland. Continuing Education Centre.
- Martín del Pozo, M. (2016). An approach to CLIL Teacher Language Awareness using the Language Triptych. *Pulso-Revista de Educación*, 39(1), 141-157. Retrieved from https://www.researchgate.net/publication/308792749_An_approach_to_CLIL_teacher_language_awareness_using_the_Language_Triptych

- Martínez, M. (2011). An Overview of Content and Language Integrated Learning: Origins, Features and Research Outcomes. *Filología y Didáctica de la Lengua de San Juan*, 11, 93-101. Retrieved from <https://pdfs.semanticscholar.org/abe9/40dd3d435ef7419925cf25e153fd21c1eab6.pdf>
- Mertler, C. A. (2017). *Action Research: Improving Schools and Empowering Educators*. Thousand Oaks: Sage Publications. <https://doi.org/10.4135/9781483396484>
- Met, M. (1999). *Content-Based Instruction: Defining Terms, Making Decisions*. Washington, DC: The National Foreign Language Center.
- Montoya, S. (2018). *Defining Literacy*. Hamburg, Germany. UNESCO Institute for Statistics.
- Muluneh, T. (2018). Improving Students' Paragraph Writing Skill through Task-Based Approach. *Arts Social Sci J*, 9(3), 1-4. <https://doi.org/10.4172/2151-6200.1000351>
- Nakanishi, Ch. & Nakanishi, H. (2016). How do Students Think about Soft CLIL in the Basque Secondary Schools? *Asian Journal of Education and e-Learning*, 4(1). Retrieved from <https://ajouronline.com/index.php/AJEEL/article/view/3504>
- Nasser, A. A. (2016). Teaching the Writing Skill to Yemeni EFL learners: The Importance and Challenge. *South-Asian Journal of Multidisciplinary Studies*, 191-207. Retrieved from https://www.researchgate.net/publication/327966292_Teaching_the_writing_skill_to_Yemeni_EFL_learners_The_importance_and_challenge
- Nikula, T. & Mård-Miettinen, K. (2014). Language Learning in Immersion and CLIL Classroom. *Research Gate*, 1, 1-25. <https://doi.org/10.1075/hop.18.lan10>
- Nikula, T., Dalton-Puffer, C. & Llinares, A. (2013). CLIL Classroom Discourse. *Journal of Immersion and Content-Based Language Education*, 1(1), 70-100. <https://doi.org/10.1075/jicb.1.1.04nik>
- Olsson, E. (2010). Progress in English academic vocabulary use in writing among CLIL and non-CLIL students in Sweden. *The Swedish Research Council*, 1, 51-74.
- Opoku, A., Ahmed, V. & Akotia, J. (2016). Choosing an Appropriate Research Methodology and Method. *Research Methodology in the Built Environment: A Selection of Case Studies*, 1, 30-43 <https://doi.org/10.4324/9781315725529>
- Popescu, T., Pioariu, R., & Herteg, C. (2011). *Cross-Disciplinary Approaches to the English Language: Theory and Practic*. New Castle, UK. Cambridge Scholars Publishing.
- Riadi, S. J. (2017). Treating of Content-Based Instruction to Teach Writing Viewed from EFL Learners' Creativity. *Canadian Center of Science and Education*, 10(11), 156-161. <http://doi.org/10.5539/elt.v10n11p156>
- Ruiz de Zarobe, Y. (2010). *Written production and CLIL: An empirical study*. In C. Dalton Puffer, T. Nikula, & U. Smit. (Eds.). Berlin: John Benjamins.
- Schoonenboom, J., Johnson, R. B. (2017). How to Construct a Mixed Methods Research Design. *Köln Z Soziol* 69, 107–131. <https://doi.org/10.1007/s11577-017-0454-1>
- Shing, R. (2013). Relationships Between Early Language Skills and Future Literacy Development in Hong Kong. *Early Child Development and Care*, 183(10), 1397-1406. <https://doi.org/10.1080/03004430.2013.788820>
- Šulistová, J. (2013). The Content and Language Integrated Learning Approach in Use. *Acta Technologica Dubnicae*, 3(2), 47-54. <https://doi.org/10.1515/atd-2015-0018>
- Tufail, M. C., Murtaza, S. & Iqbal, R. (2017). Bloom's Taxonomy: Improving Assessment and Teaching-Learning Process. *Journal of Education and Educational Development*, 3(2), 203-221. <https://doi.org/10.22555/joed.v3i2.1034>
- Xhevdet, R. (2015). Teaching Writing Through Process-Genre Based Approach. *US-China Education Review A*, 5(10), 699-705. <https://doi.org/10.17265/2161-623X/2015.10A.006>

Copyrights

Copyright for this article is retained by the author(s), with first publication rights granted to the journal.

This is an open-access article distributed under the terms and conditions of the Creative Commons Attribution license (<http://creativecommons.org/licenses/by/3.0/>).