

# Intersections of Language, Content, and Multimodalities: Instructional Conversations in Mrs. B's Sheltered English Biology Classroom

Carla Meskill  
Jennifer Nilsen  
Alan Oliveira

*University at Albany, State University of New York*

*The challenges inherent in mastering academic content in a new language are many. When it comes to learning science in U.S. high schools, English learners (ELs) confront these on a daily basis. In an effort to document expert language/content instructional strategies, we analyze Mrs. B's sheltered high school biology class, made up of ELs from around the world and representing varying stages of emerging bilingualism. The aim of this 2-year case study was to detail effective teaching patterns in a high-functioning multicultural science class—a class where the myriad linguistic, cultural, and affective needs of students are expertly met—and to subsequently suggest a model for understanding and undertaking powerful language and content learning supported by multimodal referents. From a rich data set comprising class recordings, interviews, reflections from Mrs. B, course documents, student work, and survey responses emerged a model of the language/content multimodal interface for teaching ELs.*

**Keywords:** *English learners, multimodal instruction, instructional conversations, instructional discourse*

In the past decades, the number of English language learners (ELs) registered in elementary and secondary schools in the United States has grown to 4.9 million, or 10% of the student population. (U.S. Department of Education, 2017). With this increase has come growing demand for instructional programs that support the academic and language acquisition needs of ELs, the chief contributing predictor of ELs' academic success (Genesee, Lindholm-Leary, Saunders, & Christian, 2005). The challenges inherent in mastering academic content in a new language are many, and learning science in a new language can be formidable (August & Shanahan, 2006; Grabe, 2009; Llosa et al., 2016; Short & Fitzsimmons, 2007). Although many of these challenges are linguistic—comprehending and producing the language of science, challenges inherent in scientific discourse itself—there are well-documented cultural and affective barriers, as well (Brown, 2004; Lee, 2003; Lee & Fradd, 1996; Luykx, Lee, & Edwards, 2008).

How teachers, of both science and English as a second language (ESOL), attend to these challenges has been investigated in terms of inquiry learning (Stoddart, Pinal, Latzke, & Canaday, 2002), language register (Mohan & Slater, 2006), and language development supports (Llosa et al., 2016; Rosebery, Warren, & Conant, 1992). How educators make use of classroom technologies to support comprehension and content mastery has, as well (Ajayi, 2009; Kim,

Hannafin, & Bryan, 2007; Meskill, Mossop, & Bates, 1999a; Oliveira, de Oliveira, & Meskill, 2019; Oliveira & Weinburgh, 2019; Yang & Walker, 2015). In an effort to document expert instructional strategies, we analyze the multimodal interactions in Mrs. B's high school biology class, a sheltered classroom made up of ELs from around the world and representing varying stages of emerging bilingualism. We selected a high-functioning, multicultural biology class, a class where the myriad linguistic, cultural, and affective needs of students are expertly met. On the basis of our analysis of the instructional conversations in Mrs. B's class, we suggest a model of language and content learning supported by multimodal mediation.

## Theoretical Perspective

Our inquiry is guided by a social, interactionist view of language learning that sees productive use of the target language as central to its appropriation and mastery. Rooted in sociocultural perspectives on learning generally (Vygotsky, 1972) and decades of empirical studies on second-language acquisition (Anton, 1999; Gibbons, 2003; Lightblown, Spada, Ranta, & Rand, 1999; Poehner & Lantolf, 2014; Swain, 2000), a social, interactionist view of learning with instructional conversations serving practice (Elhassan & Adam, 2017; Meskill, 2013; Tharp & Gallimore, 1988) has



emerged. With the goal of language education being the development of communicative competence—the ability to say or write the right thing, in the right way, with the desired result in a given context (Hymes, 1972)—development of communicatively viable language and literacy through social interaction is clearly indicated. Likewise, current theoretical developments underpinning content through language and language through content instruction have trended away from the monologic (teacher centered) and toward the dialogic or interactionist (Nystrand, Gamoran, Kachur, & Prendergast, 1997). Learning, as Vygotsky (1972) argues, is in part establishing links between what is known and unknown and requires that their internalization be played out on the *social plane*—something that language educators, and now increasingly, content educators—are coming to accept as foundational to successful learning (Lantolf, 2000; Vygotsky, 1972). Consequently, rather than monologic delivery of information, instruction is dialogic, with instructional conversations serving as the central mode of teaching and learning (Saunders & Goldenberg, 1999). A growing body of research supports this movement away from the monologic and lecture driven to the interactional. We know, for example, from recent, large-scale classroom research that active, authentic use of language and content is the critical component for ELs' success (Portes, González Canché, Boada, & Whatley, 2018). Our inquiry is guided by social, interactionist views of learning with special focus on the multimodally supported instructional conversations that pervade Mrs. B's sheltered biology class for ELs.

## Review of Literature

### *Multimodalities*

Representations of ideas and events are critical to both language and science education (Meskill et al., 2014; Oliveira et al., 2013; Oliveira & Weinburgh, 2016). Multimodality understands communication and representation as including a variety of semiotic modes (speech, writing, image, gesture, and three-dimensional models) that are socially and culturally shaped for making meaning (Norton & Kress, 2000). Multimodal learning—learning with, through, and around content in multiple forms—has, in a digital age, become the seamless norm in most contemporary classrooms. Students are accustomed to encountering curricular content through images (still and moving) aurally, kinesthetically, and of course, textually. In their study investigating the use of interactive whiteboards (IWBs) as pedagogical tools, Mercer, Warwick, Kershner, and Staarman (2010) found that teachers can mediate digital material for their students as a means of augmenting comprehension and stimulating oral and written production of content. When comparing the use of digital materials versus traditional whiteboards, Fernández-Cárdenas and Silveyra-De La Garza (2010) conclude that digital materials tend to stimulate the use of gesturing and

pointing by teachers as they mediate meaning, and Hennessey's (2011) case studies of classroom practice illustrate how teachers and students exploit “multiple modes of representation enabled by the IWB” to create a space for multimodally supported instructional conversations (p. 468). In short, multimodal referents can serve as common visual references, what Meskill, Mossop, and Bates (1999b) term public “anchored referents,” to facilitate comprehension and communication. In the context of this study, the term *referent* is used to describe the text, image, and/or gesture used to assist comprehension and production of new language.

### *Multimodal Science*

Verbal language is only one of many modes of representation used by teachers and students to communicate scientific ideas and is often not the predominant one (Jewitt, Kress, Ogborn, & Tsatsarelis, 2001). This multimodal perspective on meaning making in science has been informed by the social semiotic theory of communication (Halliday, 1978) and the further development of that theory to include nonlinguistic forms of communication (Hodge & Kress, 1988). Each mode of communication (text, speech, facial expression, pantomime, image, video, graph, and gesture) constitutes an organized set of semiotic resources available to foster student conceptual understanding (Jewitt, 2009). Indeed, a growing number of science educators have shifted away from a monomodal view of classroom discourse, in which verbal language is considered the sole and central communicative component, to a multimodal perspective, wherein various modes are perceived as “semiotic hybrids”—concepts that are simultaneously verbal, visual, mathematical, and/or interactional (Lemke, 1998). In short, scientific discourse incorporates the use of simultaneous modes of communication to convey ideas and is, thereby, multimodal in nature (Gee, 2015; Gillies & Baffour, 2017).

### *Multimodal Mediation and ELs*

For the growing number of ELs in U.S. schools, teacher mediation of content through multiple perceptual modalities has been well established as supportive to the development of language/content (August, Artzi, & Mazrum, 2010; Calderón et al., 2005; Carels, 1981; Case, 2002; Church, Ayman-Nolley, & Mahootian, 2010; Cummins, 2014; Meskill, 2005; Meskill et al., 1999a; Waring, Creider, & Box, 2013). Not only does integrating multimodal resources into science classrooms enable teachers to employ representations, but there is some evidence that this can also assist in the development of academic literacy for ELs (Early & Marshall, 2008; Meskill et al., 1999b; Zhang, 2016). Ajayi (2009), for example, suggests that visual presentations require students to interpret meaning and make connections with their identities and life experiences, thus employing and extending schema. Further, Choi and Yi (2016) suggest

that multimodality can linguistically reinforce, scaffold, and connect subject-matter content to the lives of ELs in addition to serving as tools for culminating student projects. They report that visual representations accompanied with text facilitated ELs' acquisition of content knowledge. Skilled use of multimodal representations of content allowed ELs to "revisit and practice content and linguistic knowledge repeatedly with more ease" (Choi & Yi, 2016, p. 320).

In a rare study of computer-screen influences on instructional conversations for language learning, more-competent peers were observed mediating what appeared on the screen when a peer was in need of scaffolding (Hsieh, 2017). In another examination of ELs and digital media, teachers used "point talk" to capitalize on specific digital learning features, such as its publicness, anarchy, instability, and malleability (Meskill et al., 1999b). Urmeneta and Evnitskaya's (2014) case study of a Spanish/science classroom further illustrates how teacher-led discussions that employ multimodal sources lead students to co-construct meaning as part of their mastering target content/language. The authors contrast these multimodally supported discussions with a failed activity whereby students lacked multimodal resources to help them formulate extended content utterances, findings echoed by Robinson (2005). As a result of examining multimodal discourse in EL science classes, both Zhang (2016) and Urmeneta and Evnitskaya (2014) found that language teachers' systematic use of multimodal resources led to improved comprehension of science vocabulary. Finally, Mortensen's (2011) close analysis of conversationally integrated lexical items in a language/content learning context underscores the critical supportive role played by multimodal resources in comprehension and, ultimately, linguistic/conceptual mastery and illustrates in detail the ways "lexical items emerge from the ongoing interaction" (p. 137).

Multimodal mediation of science content with ELs is clearly a fruitful area of inquiry often generating practical strategies for language and content teachers alike. However, a sophisticated and multidimensional model of the integration of new and traditional multimodal classroom elements to support learning is needed (Jenkins, 2006; Zhang, 2016). Indeed, in a Delphi study on priorities for educational technology, models and strategies for effective integration and use by practitioners were at the top of the list (Pollard & Pollard, 2005). It is in this context that we undertook intensive examination and analysis of ELs and multimodal referring in Mrs. B's sheltered biology class.

### **The Study**

Grounded in a social interactionist view of learning new language and content with multimodal supports, and given the priorities and outcomes of the extant literature,

the overarching question driving our inquiry became the following:

What multimodal-supported teaching patterns lead to language/content acquisition opportunities in a sheltered high school biology class for ELs?

A parallel research focus originally developed as part of a larger, 5-year, federally funded initiative that examined the language/content teaching strategies devised by 40 paired ESOL and science and math educators. This portion of the study is a 2-year, detailed case study of a midsized, postindustrial Upstate New York high school biology class. Its selection was based on constant comparison with like and unlike classrooms using a system of multimodal amplification coding to determine patterns in the quality and effectiveness of teaching math and science content to ELs (Kolb, 2012). Data are composed of nine video-recorded classes, teacher-written reflections on these recorded classes, and recorded planning and debrief sessions with professional development staff. All recordings were transcribed and stored as text documents, the content of which was initially grouped by emerging themes and patterns using simple concordancing. In addition, our focal teacher completed two lengthy questionnaires. The first one pertained to her background, teaching philosophies, and the recorded classes, and the second contained in-depth follow-up questions regarding her multimodal practices (Appendices A and B). Mrs. B's lesson plans, her written reflections about recorded lessons, two presentations on her work at two statewide professional development institutes, a multimodality questionnaire completed by Mrs. B's students, and class artifacts make up the remainder of the case data set.

Using simple concordancing software, transcriptions were first analyzed to determine the contexts in which target science vocabulary co-occurred with multimodal referents. These contextualized instances were compiled, compared, and used to (a) illustrate the predominant pattern represented in our model and (b) construct. These were continually discussed with Mrs. B as part of these processes (Appendices A and B). The language—both verbal and gestural—used to describe her multimodal mediation strategies comprised *in vivo* coding that later led to specific, detailed patterns of the recorded instructional conversations (Yin, 2009). The breadth of our recorded data allows for a sense of the pacing, frequency, and the pervasiveness of the distinct conversational patterns of classroom interaction—the teaching patterns—that emerged. Iterative analysis of these contextualized patterns developed into our emerging model of what constitutes expertly taught language/content for ELs that capitalizes on carefully integrated multimodal referents. A detailed portrayal of Mrs. B's instructional strategies, as well as the development of a fine-grained model for multimodal language and science learning for ELs, follows.

### *Context and Participants*

Our focal high school class is in an Upstate New York district where 16% of the district's students are classified as ELs. One of the district's many strategies to support immigrant and refugee families is to provide "sheltered" instruction. A sheltered content class here refers to EL-only classes where language and content are explicitly taught intensively and at the same time. It is a temporary, transitional learning space designed to make mainstream curricula accessible and comprehensible to ELs by offering them a safe, productive, and low-anxiety environment with many language supports (Fritzen, 2011). Mrs. B's biology class is composed of 13 students from Yemen, Sudan, Libya, Thailand, Burma, Malaysia, Bhutan, the Dominican Republic, Puerto Rico, and the Ukraine. Their English proficiency varies from three students not having literacy in their home language to the "emerging" and "entering" levels as determined by state assessments. These are the lowest two levels of English proficiency on the New Language Arts Progressions recently adopted by New York State. This policy conceives of student acquisition of a new language (not spoken at home) as a gradual progression along a sequence of five distinct developmental stages, namely, entering, emerging, transitioning, expanding, and commanding (New York State Education Department, 2012a, 2012b).

#### *Mrs. B*

Mrs. B's path to becoming an ESOL professional and chair of her department is a multicultural one. She graduated from a Russian university with a degree in Germanic philology and began learning English as a foreign language at age 10. She went on to major in English at the university level. The short version of her language learning philosophy is an environmental one, with "instruction, plentiful opportunities to practice, accessible input, and an authentic purpose to produce output. So a teacher needs to create an environment for all those conditions to occur" (Questionnaire 1, Mrs. B). Such a philosophy suggests an ecological perspective on content language integration wherein learning is conceived as being environmentally mediated (Van Lier, 2004).

Classroom technologies contribute to a strong language/content learning environment, and Mrs. B uses a range: Quizlet for vocabulary practice, Kahoot for multiple-choice questions,<sup>1</sup> NoRedInk for grammar exercises, NewsEla for level-appropriate readings, instructional videos with captions, Google Classroom for organizing materials and resources, and the like. "The variety is like a menu I can choose from when planning my instruction: It keeps students engaged, it can provide immediate feedback, assists in repetitive but necessary skills practice" (Questionnaire 1, Mrs. B). Mrs. B's teaching illustrates the centrality of multimodal referents. She explains,

I am lucky to be able to teach in a classroom that has an interactive TV, document camera, and a cart of Chromebooks. I use all that "hardware" every day: I project material using interactive TV, write notes on whiteboard, use the document camera to model annotating text; students access Chrome books when we play Kahoot, practice vocabulary with Quizlet, or create presentations using Google Slides. All these tools allow students to access the material and minimize chances of being lost. For example, written notes are accompanied by verbal explanations, if I refer to or read a passage, then I project it on the interactive TV, if students are working on a presentation, they have a sample of it and directions on Google classroom that is accessible at home as well as in school. I would have to re-invent and re-imagine my teaching if I lose access to any of the technologies I currently use. (Questionnaire 1, Mrs. B)

Her overall aim and focus is to teach the language of science, specifically the new lexical items and syntactic forms that students need to productively understand and use concepts and ideas. She does so conversationally, integrating students' interests and experiences along with new information in tantalizing and curiosity-provoking ways. As a skilled conversationalist, she establishes mutualities while referring to immediate visual and auditory supports available on walls, screens, and boards and via her physical body.

#### *Mrs. B's Classroom*

Mrs. B's classroom has two large screens; one is an older smartboard on which she projects from her laptop. The other is a newer mobile version with a touch screen.

I found it helpful to use both screens during class: for example, one screen is used to project text or video and to annotate that text, while the other screen is used for writing notes based on the text. . . . When I start a new unit, I place instructional materials around the room—magazines, books, posters from my previous year classes, printouts of the articles we will later use etc.—I want to use any opportunity to connect what students say to what we will study. For example, "You said that your grandfather lived longer than your grandmother. This chart shows life expectancies in different countries around the world for men and women. We can see who lives longer on average and try to find out the reasons." . . . "You said that it is difficult for older people to move. This magazine shows pictures of 90 year old women doing yoga. I wonder if regular exercise helps one to stay active?" (Questionnaire 2, Mrs. B)

#### *The Lessons*

In our three focal lessons, each extending over three class periods, the topics were human audition, human biological systems, and human longevity. Mrs. B worked every unit vocabulary item throughout her lessons, which comprised eight language/content routines (Table 1).

Throughout, Mrs. B and her students converse about the focal topic, students' questions and thoughts about that topic, and how aspects of the focal topic relate to their lives and their understanding of human biology. Integral and essential to the comprehensibility and, ultimately, to the success of these interactions are the multimodal elements physically at hand to which all participants continuously and conversationally refer,

TABLE 1  
*The Anatomy of Mrs. B's Eight Instructional Stages*

Unit topic: Longevity

Stage	Format	Vocabulary	Mutuality		
			Mediation: Type	Mediation: Action	Multimodal Referents
1. Review of prior unit	1 or 2 students at smartboard manipulating review vocabulary while peers coach	From the unit on audition	Attention/focus, illustration, anchoring	Manipulating <sup>a</sup> , coaching, directing, pointing, gesturing	Textbooks, phones, images on screens, audio from smartboard, wall charts, posters
2. Brainstorm of day's topic	Mrs. B introduces new lexical items	<i>Longevity</i> <i>Life span</i> <i>Aging</i> <i>Elder</i> <i>Health</i> <i>Disease</i>	Attention/focus, illustration, anchoring, elicit reactions, track topic	Prompting, gesturing, manipulating, guiding, pointing, modeling	Text and images on smartboard, phones, wall charts, posters, textbooks
3. Connect with the known	Mrs. B guides brainstorming connections	<i>Lifestyle</i> <i>Centenarian</i> <i>Hypothesis</i>	Illustration, anchoring, elicit reactions, track topic	Prompting, gesturing, guiding, pointing, modeling	Text and images on smartboard, phones, wall charts, posters, textbooks
4. Share ideas	Coaching by Mrs. B and peers/interactive longevity timeline	<i>Timeline</i>	Illustration, anchoring, elicit reactions, track topic	Locating, integrating, highlighting, guiding, pointing	Student notes, phones, textbooks, images on smartboard
5. Use the vocabulary	Students discuss their timelines and their thoughts about the human life span		Anchoring, elicit reactions, track topic	Pointing, gesturing	Student-generated timeline on whiteboard
6. Preview video	Mrs. B preps students with while-viewing question		Illustrating, anchoring	Manipulating, pointing, gesturing	Text and images on smartboard
7. Postview video	Students discuss their responses to the while-viewing question		Illustrating, anchoring, tracking topic	Manipulating, pointing, gesturing	Student-generated texts and diagrams
8. Project planning	Students plan among themselves and with Mrs. B				All

<sup>a</sup>*Manipulating* here means dragging and dropping text and visuals in and out of the foreground and resizing and relocating them on the screen. In Stage 1, student manipulation comprises dragging and dropping lexical items to visually align with their correct definitions and/or images.

Mrs. B in particular. She employs a number of multimodal elements, usually on the smartboard, to generate interest and enthusiasm. If the referent is not readily available there, she will cross the room and point to visuals that depict what she is speaking about. In rare moments where a referent is not immediately present, Mrs. B will act out the word using gestures and facial expressions. For example, when talking about the fight-or-flight response, she mimed *increased adrenaline* by shaking her body energetically and feigned fighting and fleeing. When the word *offer* was puzzled over, she picked up a student's handbag and offered it to another. These improvisations became permanent emblems for the remainder of the unit and beyond as students were witnessed using them weeks later in humorous conversations with one another.

Visuals to anchor the topic are on the smartboard, and Mrs. B continually references these, pulls them in and out of the foreground as they are addressed, resizes and repositions them according to prominence in the conversation, and calls on students to think and speak in depth. Students actively confer about the images relating what is familiar to their lives and questioning what is unfamiliar. Photographs of elderly people prompted comparisons with friends and relatives, their lifestyles, their probable life spans, and the like. As regards her use of video, Mrs. B reported

short videos that have models and explanations on the human ear parts and functions was the best way of teaching the material, as it combined visuals, models, explanations, closed captions, and I was

able to pause it and explain parts students had trouble with. (Questionnaire 1, Mrs. B)

Each activity (1–8) is densely interactional and provides Mrs. B with ongoing measures of student progress:

I choose a discussion style, questions, calling on students who seemed confused, asking volunteers to help out, asking for reasons behind their answers. Sometimes I ask for students to answer in writing, but it requires a much longer time for students at beginning level of proficiency. Making lists, web diagrams, fill in the blanks, Kahoot assessments are effective and require less time investment. (Questionnaire 1, Mrs. B)

Rather than simply following a fixed script, Mrs. B employs what can be called a “choreography of teaching”—defined by Oser and Baeriswyl (2001) as “a [type of] choreography that binds, on the one side, freedom of method, choice of social form and situated improvisation, on the other, with the relative rigor of the steps that are absolutely necessary in inner learning activity” (p. 1043). Her approach is flexible at the surface level, thus allowing for variation and adaptation while retaining its deeper structure (her stable theoretical core). These choreographic aspects have been shown to be characteristic of expert teaching (Oser, Patry, Elsasser, Sarasin, & Wagner, 1997).

### Multimodal Referents in Instructional Conversations

In this section we increase the granularity of our examination to identify specific multimodally supported conversational routines characteristic of Mrs. B’s classroom. We are specifically concerned with the roles that multimodal information is playing in student comprehension and production of the language of science. Such elements are continually and conversationally referenced in this class, and our purpose in examining this productive referring is to understand how, why, and with what instructional impact.

Unlike the written word on which so much instruction depends, speech is evanescent. The listener has to attend to, hear, and try to understand an utterance at the moment it is spoken. Doing so in a new, developing language is challenging to say the least, yet the aural mode is most often primary in language education, and experienced language educators integrate a number of supports in their classroom conversations to anchor, amplify, and elaborate meaning as it is being conversationally negotiated. For Mrs. B, learning depends on socially situated interaction whereby language is not restricted to being “in the head.” She consequently utilizes the environment for joint meaning making between interlocutors (Goodwin, 2000). In such conversations, referring is a collaborative process (Clark & Wilkes-Gibbs, 1986). Speakers bring their interlocutors into the referential process by the design of their utterance. Further, the act of referring—in our case, teachers and students making continual, seamless reference to multimodal elements in the classroom—plays a central role in this joint meaning making. In

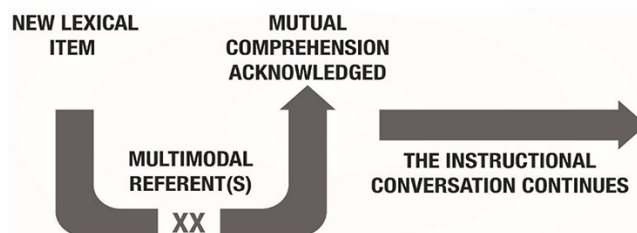


FIGURE 1. Two-step instructional conversational strategy.

Mrs. B’s classroom, we see language/content integrated teaching operationalized as *conversationally communicative multimodal referring* and will focus on this aspect of her classroom throughout subsequent analysis and discussion.

Mrs. B engages her students conversationally throughout the class time period. Even though she mentions employing “direct teaching” (an instructional method defined as the direct telling of information), the tone, tenor, and manner of her speech is consistently conversational, and, like in non-instructional settings, conversations depend on common ground and mutual understandings (mutualities) of what is being talked about. What marks Mrs. B’s discourse is that, rather than halting the conversation to launch into direct explanations and explications, she expertly and seamlessly weaves in multimodal referents to assure comprehension. Further, as in conversations generally, she seamlessly assesses comprehension and does not move forward with the conversation until mutual comprehension is achieved (Figure 1).

I favor a conversational style of formative assessment. In the department, we joke a lot that “we can see it in students’ eyes.” There is some truth to that though, as you get to know your students, you know if they stay with you, if they are confused, bored etc based on how they sit, how they track you with their eyes, how they smile and laugh at your jokes, how they repeat the words quietly after you, how excited they are to turn to their friend and comment to explain something. As a teacher, you learn to feel your audience. (Questionnaire 2, Mrs. B)

In the following sequence, during the longevity unit, comprehension and productive use of the word *centenarian* is Mrs. B’s goal within the larger goal of pushing her students to think about longevity, connect it to their own lives, and develop curiosities that will evolve into research hypotheses.<sup>2</sup>

- Mrs. B: What did you say, Sammy? Ladies **live longer**?  
[She walks over and points to **graph** on wall indicating life spans and looks curious.]
- S: Yeah. Ladies **live longer** than guys.
- Mrs. B: What do you all think of this? Women live longer than men?<sup>3</sup> [points to **graph**, facial and body **gestures** of curiosity]
- S: Asians **live longer** than anybody.
- Mrs. B: Ha! You think? You will need to find information to back up your, your [motions with **hands** for students to come up with word] . . .

S: **Hypothesis.**

Mrs. B: Right! [points to *mouth* signaling that they should pronounce clearly and repeat] **Hypothesis.**

SS: **Hypothesis, hypothesis, hypothesis.**

Mrs. B is quick to pick up on any gaps in comprehension and calls on her extensive repertoire of descriptions, gestures, analogies, and so on to fill these. For her, when conversations progress, this is a signal that shared referents have been established and successfully comprehended; in short, new lexical/conceptual items have been learned (Figure 1). Thus, rather than halting the conversation in the interest of assuring comprehension of new language, she integrates additional ways of knowing and understanding new items often by utilizing students' prior academic and home-culture knowledge in conversationally fluid ways. The class sequence on longevity, where the issue of women living longer than men conversationally emerged, exemplifies this pattern. The class continues its discussion of whether it is a good thing to have a long life or not. All students have written down the new words in their notebooks, some using their phone translators and/or paper dictionaries. They will hear these words frequently in the next week and use them in their class activities, readings, writing, and assessments.

Subsequent activities consist of discussing why some people live longer than others, and students are quick to generate their lists of reasons. The two Muslim students, for example, emphasize fate and being in God's hands as the main influences on longevity. The three young Hispanic women emphasize quality of life, including friends, family, good food, and dancing, and the Asian students underscore hard work and family care and dedication as essential in living a good, long life. All perspectives and ideas are respectfully and enthusiastically embraced as part of the conversation. Key words are repeated, looked up in dictionaries and on devices, translated by classmates, used actively in speaking and writing, and of course, multimodally referred to throughout.

There are two basic steps in the conversational referring process: presentation and acceptance (Clark & Wilkes-Gibbs, 1986). Through variously lively and affective means of referring and maintaining student attention, Mrs. B achieves the first step, presentation, by, for example, pointing to a photo and verbally generating target language that that photo illustrates. Like in noninstructional environments, Mrs. B's students are required to indicate mutual comprehension before the conversation continues. They use facial expressions, thumbs-up or thumbs-down gestures, shrugging shoulders, nodding, or smiling along with saying the word or words all as means to indicate mutual comprehension. Indeed, Mrs. B often "sees in the students' eyes" whether or not they understand (reflection on class recording, Mrs. B).

This two-step process and its requirements pervade classroom discourse. In the following sequence, the vocabulary item *centenarian*, in large digital form on the smartboard, is not only referred to as a whole; Mrs. B visually (chops with

her hands) and verbally (exaggerated enunciation) divides the word into four phonetic chunks. This is accomplished with alternating taps and chopping motions to indicate segmenting. Mrs. B exaggerates this chunking by vocally lengthening each. She orchestrates the class (indicates all should say the word with a sweeping motion around the class that concludes with pointing to the word), repeating the word three times. The students do so in concert with her pointing and chopping motions at and around the text. Surrounding the word *centenarian* on the smartboard is a collection of elegant photographs depicting elders in various activities. One photo represents a woman celebrating her 100th birthday.<sup>3</sup>

Mrs. B: How old is **she**? [hangs her hand above *photo* as if it were in a three-dimensional frame]

SS: One hundred!

Mrs. B: How do you know this?

SS: **Candles!**

Mrs. B: How many **candles**? [points to *image* and *text* of *one hundred candles* on smartboard]

SS: [mix of "one hundred" and "one"]

Mrs. B: Ha! [*gestures* emphatically at the *image* of the candle] One or . . .

SS: **One hundred!**

Mrs. B: Right. She is . . .

SS: **One hundred!**

Mrs. B: Right. She is **one hundred years old**. She is a . . . [points to *text* of *centenarian* on smartboard]

SS: [most attempt] **Centenarian**.

Mrs. B: You are awesome. Say **it**. [points to *mouth*, repeats tapping and chopping *movement* with *text* of *longevity* on screen]

Mrs. B: [*gestures* along the length of *word* as she repeats and students echo her] What word do you see in **this** word?

SS: **Long!**

Mrs. B establishes common ground (Figure 2) by continually pointing to the photograph on the screen, thus achieving the first in the two-step referring process. Students chorally indicate mutual comprehension (Figures 1 and 2), thus satisfying the requirements of the second step and signaling that the conversation can now continue. Mrs. B points to each image on the screen in turn and the text of the ideas the class had earlier generated: *good health, good food, exercise, being with family, being outside in nature, and having a youthful spirit*. "Some of you put a hundred, right [pointing to whiteboard timeline]," Mrs. B says. "So we'll be talking about people who live to that stage, we'll be talking about how you still have bad habits and still have a long life [pointing to elderly smoker], she is still smoking and celebrating." Students chime in, "One hundred!"—a clear signal for the conversation to continue.

In Mrs. B's classroom, the instructional/conversational goal of mutual comprehension is readily achieved due to centrality of the item, its referents, and its role in

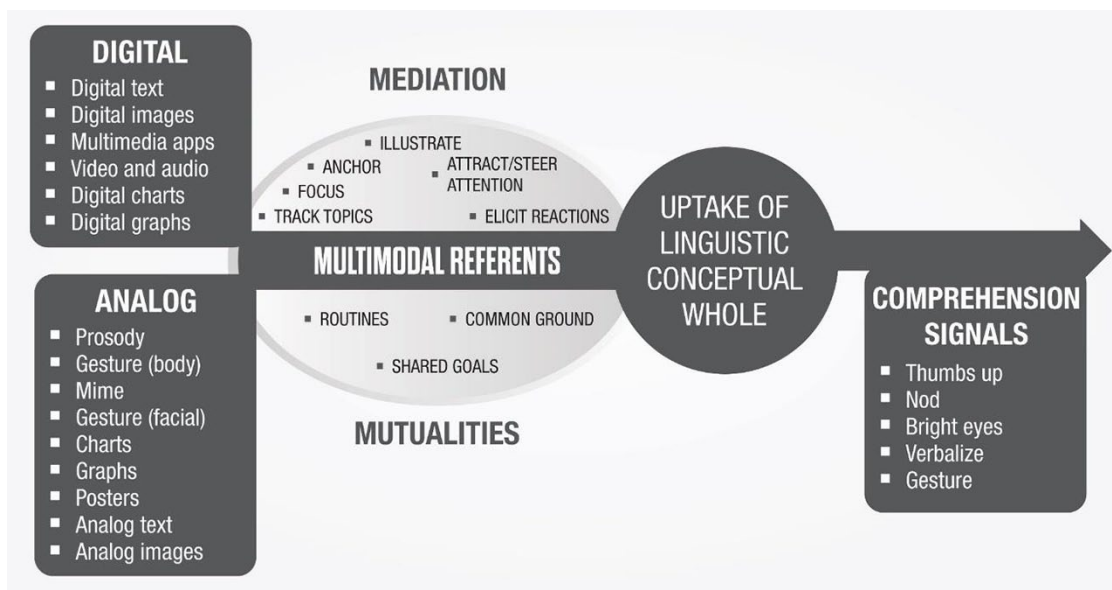


FIGURE 2. A model of multimodal language/content instructional conversations.

the conversation. Signaling comprehension is part of the conversational contract and the established routines that guide interaction. Other integral components of the multimodal referring process that lead to the instructional success of these conversations are

- the immediacy, salience, and attractiveness of publisher and teacher-generated images, and
- mutual investment in successful conversation-shared goals of science and language learning.

The predominant pattern is a two-step referring process represented in Figure 1.

Mrs. B and her students collaboratively construct shared meanings through gradual refinement of ambiguous, partial meanings while mapping the target language on to the natural world. Multimodal referents serve as anchors and sources of meaning making throughout. This two-step pattern of her instructional choreography leads to language/meaning convergence.

Reaching mutual agreement regarding what one is conversing about is a conversational requirement and is inherently collaborative, a key feature of Mrs. B’s classroom and one she nurtures for the learning outcomes and adolescent development it affords. Additionally, these interactional sequences

- sustain common ground initially established when Mrs. B activates her students’ prior knowledge and sparks their interest,
- adhere to the principle of least collaborative effort (Clark & Wilkes-Gibbs, 1986),

- conversationally invite students to indicate that they are successfully co-referencing and thus participating,
- indicate that uncertainty is tolerated,
- promote mutual acceptance,
- communicate that all instructional activity requires collaborative effort, and
- signal that new conversational content (the newly learned language of science) will continue to be productively used in speech and writing and encountered in unit readings.

Mrs. B’s classroom conversations are primarily felicitous; that is, they adhere to unspoken contracts between interlocutors that ensure all are heard, attended to, and respected and that they enjoy themselves. Indeed, the atmosphere in Mrs. B’s classroom can best be described as joyful. There is ample gaiety around turn taking, transitions between activities, and the instructional conversations in which they enthusiastically engage. They know the class routines well and enjoy the socializing aspect. The affective groundwork is thereby established for productive, authentic language/content mastery. The participation frameworks she orchestrates integrate a “mix of semiotic fields” (Goodwin, 2000, p. 1517) to structure and support the communicative instructional conversations in which her students enthusiastically engage. Word meanings get interactionally co-constructed with an eye on students’ current level, potential background hooks, and immediate contextual multimodal supports.

As a class activity, 24 of Mrs. B’s students were asked to rate the importance of her multimodal teaching strategies along with their preferred ways to learn new language



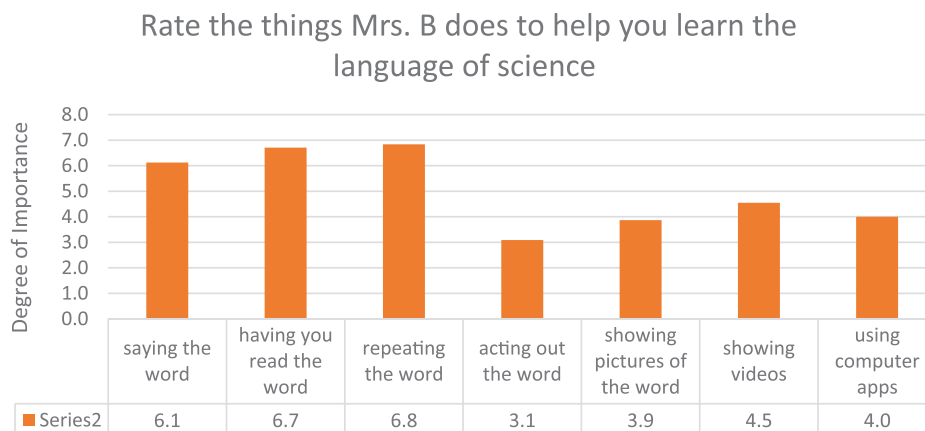


FIGURE 3. Student ratings of teaching strategies.

(Appendix C). Figure 3 shows students prefer their teacher saying words and their reading and repeating the target vocabulary, preferences that underscore the centrality of both the aural/textual/oral and social dimensions of language acquisition. This was echoed in students' responses to the open-ended questions, where activity that involved interaction with others (their teacher, partners, family members) was reported as their favored way to study English. Not surprisingly, when rating the importance of their individual learning strategies, the importance of images were comparably high (Figure 4). In their open-ended responses, one third mentioned computer apps and videos as important while another third wrote that they preferred reading and saying new words.

#### A Model of Multimodal Language/Content Instructional Conversations

From our extensive and intensive investigation of Mrs. B's choreography of instructional conversations with multimodal referents, we see an emerging model of multimodally supported instructional conversations, a model for which the aim is to capture this teaching practice with all of its nuanced, interdependent components. In Mrs. B's own words,

The vocabulary dictates the approach for teaching it. For some words, it is enough for students to see an image to be able to understand the meaning (ex. mobile home). Other words require image and explanation that sometimes means simplification or expansion (I notice that I use gestures and dramatic movements or facial expressions frequently when I explain vocabulary). Some words call for pointing out morphemes, so that students can figure out the meaning based on morphological analysis or etymology (eg. defenseless, indivisible). Other words are best understood through semantic mapping or semantic feature analysis. (Questionnaire 2, Mrs. B)

The calculus she employs to determine optimal approaches for individual lexical items drives her orchestration of the multimodal instructional conversations that make

the new item accessible to ELs and, per her students' survey responses (Figures 3 and 4), represent optimal language/content teaching and learning strategies. The overall recurring pattern of these conversations is represented in Figure 2 and responds directly to our overarching research question: What multimodal-supported teaching patterns lead to language/content acquisition opportunities in a sheltered high school biology class for ELs?

Figure 2 represents the conceptual integration of elements that constitute the multimodally supported instructional conversations that are the heart of Mrs. B's practice. Reading left to right, forms of digital and analog resources that are referred to throughout these conversations are designated. One or more of these play a central role in establishing mutualities as Mrs. B makes use of them to track topics, focus, attract/steer attention, anchor, illustrate, and elicit student responses. Students' indications of comprehension and uptake push the conversation forward (Figure 1), where opportunities to further comprehend and utilize the new language/concept is orchestrated by Mrs. B by repeating the multimodal instructional conversation routine. Clearly, the central and most important element in our emerging model is Mrs. B's mediation (Figure 2). Indeed, her students rated strategies that involve communication with others as most important, underscoring students' responsiveness to human mediation (Figures 3 and 4).

#### Digital Versus Analog Modalities

In Mrs. B's biology class, multimedia materials are consistently employed to illustrate and conversationally anchor focal content. Digital materials, typically projected to the whole class, and also accessed on individual laptops and phones, are in many respects "supervisuals" in that temporal change can be represented along with much more than the naked eye can see (Alac, 2011), and Mrs. B is quick to exploit this dynamism. It is these and other objects in the classroom that she refers to and speaks about when engaging



FIGURE 4. *Student ratings of their learning strategies.*

her students in instructional conversations about biology. Advantages of the digital in terms of size/publicness and malleability are significant and make referring much more seamless than when restricted to what appears on paper. Widely considered a “best practice,” teaching with interactive digital projection has been shown to be effective not only in making classroom discourse more dialogic (Kennewell & Beauchamp, 2007; Kennewell, Tanner, Jones, & Beauchamp, 2008) but also in improving ELs’ performance on standardized tests in content areas like mathematics (López, 2010). However, the constancy of wall charts, posters, and other analog information cannot be overlooked in the context of referring. The instability of digital resources, considered in other contexts as a positive feature as it provoked active, authentic student involvement (Meskill et al., 1999b), was bemoaned by Mrs. B, who expressed frustration when the digital resources do not go her way. She nonetheless praised digital technology for its attractiveness to students, the breadth and richness of resources she can have at her fingertips, and its malleability, which she exploits to great effect, for example, swiping what the class is referring to into the foreground, grouping, coloring, marking, enlarging, minimizing, and the like. Indeed, when asked what aspects of technology she most prized in her teaching, Mrs. B provided the following list:

- Combining text, sound (audio of that text), and images that support the text.
- Having a glossary (even better with translations in various languages)
- Having models of a person working through a task (ex. annotating)
- Providing immediate feedback (students can see the tasks they completed correctly and the mistakes they made; mistake are linked to relevant rules or guidance)

- Including different levels of complexity or difficulty of material or task (students need to attain certain mastery before moving to the next level)
- Varying methods of assessments and tasks (eg. multiple choice, fill in the blanks, matching, short response, annotations etc). (Questionnaire 2, Mrs. B)

With classroom processes grounded in mutuality, Mrs. B employs any number of mediational moves in conjunction with multimodal referents to achieve the goals of student comprehension and competence in using the new word/concept in both spoken and written form in contextually appropriate ways.

We’ve had many conversations and laughs about this [teacher gestures] in our department—the habit of making the language accessible becomes part of us. The goal is to provide students with many entry points to be able to understand and remember the content: hear it, say it, see an image, use gestures etc. (Questionnaire 2, Mrs. B)

She uses digital elements as multimodal referents to illustrate, anchor, and focus talk in interaction as well as attract and steer attention, elicit reactions, and/or track and reopen abandoned topics. Joint attention, moreover, makes available a great deal of information about objects by establishing reference and intention. Indeed, Yang and Walker (2015) make a strong case for multimodal referents as these arouse student interest, allow for freely switching between languages as needed, and facilitating adaptive remedial instruction. They argue that the greatest promise for classroom technology is in providing new ways for teachers to interact with their students. The case of Mrs. B’s sheltered biology class for ELs is an exemplary response to this promise.

## Conclusion

At the secondary level, the complexity of academic content increases, as do the demands for the language and literacy skills required for success with that content (Carrasquillo, Kucer, & Abrams, 2004). Around the United States, newcomers attend schools in large numbers and, like their U.S.-born counterparts, attend age-appropriate classes sometimes with the support of extra ESOL classes, sometimes with tutors and/or translators, and sometimes with nothing but their own will to master school content through sheer tenaciousness. Although the challenges for high school ELs are many, thoughtful and well-trained educators make a difference. As we illustrate through the case of Mrs. B's biology class, instructional supports for language and content learning, especially those supported by multimodal instructional conversations, are viable, are productive, and render meeting such challenges opportunities. Instructional conversations that render new, complex science content accessible and comprehensible for diverse learners, and that employ multimodal referents in the process, constitute a teaching model worth further exploration. They also are an important, heretofore absent feature in considering roles for classroom technologies.

The young people in Mrs. B's biology class are particularly fortunate to have a teacher exquisitely talented at teaching language through content and content through language via solidly choreographed, multimodal-supported instructional conversations. Strong cases have been made that teaching and learning can truly be understood only via analysis of classroom interaction (Cazden, 2001; Seedhouse & Walsh, 2010). As regards teacher professional development generally, and what is specific to supporting ELs, models are critical tools and much needed. Mrs. B's sheltered biology class is well poised to serve in this regard.

## Appendix A

### *Questionnaire 1*

- Please tell us about your background as a language learner. What language did you speak in the home? At school? How many languages do you speak now as an adult?
- How do you view child language acquisition broadly? How do you view it from your own experiences? As a learner? As a teacher?
- Do you feel multilingualism is easy to accomplish? What are its greatest challenges?
- What are its greatest supports? Ideal conditions?
- What drew you to the language education profession?
- What is your educational background in terms of language and language teaching?
- In a brief paragraph, please describe your philosophy of language teaching.

- Please share your thoughts concerning teaching language through science and science through language.
- How do you feel about technology in the language/science classroom? In your classroom in particular?
- As a language learner, how did you make use of media and technology to aid your learning?
- What are the most important things that you can accomplish using technology that you couldn't otherwise accomplish?
- What role does technology (e.g., interactive whiteboard, smartboard, Promethean board) play in your language/science classroom to promote students' comprehension?
- In the next questionnaire, we will go deeper into these topics. For now do you have any closing thoughts, observations about your teaching the language and science using technologies?

## Appendix B

### *Questionnaire 2*

- In your first questionnaire you mentioned "interactive TV." Is this the main screen in your classroom where you and the students manipulate words and images? What do you call the large central screen in your room? Is that image being projected? To what uses do you put each of these screens?
- How do you see your students best understanding new vocabulary and concepts? What is the role of visual material for this learning?
- What are the characteristics of digital media that you feel are potentially supportive of the students' language and content learning?
- Looking at your classes on longevity, can you please talk through the strategies you used to ensure student comprehension of key vocabulary? We are particularly interested in your use of the various visuals in the room and how you converse about them.
- You often use gestures (e.g., punching gestures followed by the word *fight*) to illustrate the meaning of scientific *immune system*. How do you determine which gesture to use to increase comprehensibility for your students?
- In the introductory lesson on longevity, students were directed to use a "mind map" in their native language and in the English language (time 14:42–26:00). How did this activity promote discussion and comprehension of longevity?
- Some students were observed using the resources on the wall to complete this activity. How did the resources assist them in their co-construction of knowledge with a partner?
- Research discusses the use of technology for promoting continuity of learning in a classroom setting. How

do you use technology (e.g., interactive TV, presentation software, word processor software, etc.) to connect previous, new, and future learning?

- How do the images in your classroom help with student comprehension?
- In such activities where new language and content are both being taught, how do you measure student understanding on the spot?
- If you could have any computer-based materials and applications, what would they look like?
- Your teaching feels friendly, conversational. What are your thoughts about that?

## Appendix C

### Student Questionnaire

- What are some of the ways that Mrs. B helps you learn the language of science? (number these as 1 = most important, 8 = least important)

(Saying the word \_\_\_\_, having you read the word \_\_\_\_, repeating the word \_\_\_\_, acting out the word \_\_\_\_, showing pictures of the word \_\_\_\_, showing videos \_\_\_\_, using computer apps \_\_)

- What most helps you learn the language of science? (1 = the most, 8 = the least)

Seeing the text of the word  
 Seeing an image of the word  
 Hearing the word spoken  
 Speaking the word  
 Writing the word  
 Using the word in an app

- What are your favorite things to do in Mrs. B's science class? What are your favorite ways to learn?

## Acknowledgments

This study was supported in part by the U.S. Department of Education Office of English Language Acquisition (OELA) Program Grant No. T365Z120266.

## Notes

1. Kahoot is a free, game-based educational site.
2. In the dialogue, bold text designates aural emphasis, bold italic indicates multimodal referent, *S* indicates a student, and *SS* indicates all students.
3. This issue developed into the research question for a number of students whose curiosity was piqued.

## References

Ajayi, L. (2009). English as a second language learners' exploration of multimodal texts in a junior high school. *Journal of Adolescent & Adult Literacy*, 52(7), 585–595.

- Alac, M. (2011). *Handling digital brains: A laboratory study of multimodal semiotic interaction in the age of computers*. Cambridge, MA: MIT Press.
- Anton, M. (1999). The discourse of a learner-centered classroom: Sociocultural perspectives on teacher-learner interaction in the second-language classroom. *Modern Language Journal*, 83(3), 303–318.
- August, D., Artzi, L., & Mazrum, J. (2010). *Improving science and vocabulary learning of English language learners*. CREATE brief, Center for Research on the Educational Achievement and Teaching of English Language Learners, Washington, DC.
- August, D., & Shanahan, T. (2006). *Developing literacy in second-language learners: Report of the National Literacy Panel on Language-Minority Children and Youth*. Mahwah, NJ: Lawrence Erlbaum
- Beauchamp, G., & Kennewell, S. (2008). The influence of ICT on the interactivity of teaching. *Education and Information Technologies*, 13(4), 305–315.
- Brown, H. D. (2004). *Language assessment: Principles and classroom practices*. White Plains, NY: Pearson Education.
- Calderón, M., August, D., Slavin, R., Duran, D., Madden, N., & Cheung, A. (2005). Bringing words to life in classrooms with English-language learners. In E. Hiebert & M. Kamil (Eds.), *Teaching and learning vocabulary: Bringing research to practice* (pp. 115–136). New York, NY: Routledge.
- Carels, P. (1981). Pantomime in the foreign language classroom. *Foreign Language Annals*, 14(5), 407–411.
- Case, R. (2002). The intersection of language, education, and content: Science instruction for ESL students. *Clearing House*, 76, 2.
- Carrasquillo, A. S., Kucer, & Abrams, R. (2004). *Beyond the beginnings: Literacy interventions for upper elementary English language learners*. Clevedon, UK: Multilingual Matters.
- Cazden, C. (2001). *Classroom discourse: The language of teaching and learning* (2nd ed.). Portsmouth, NH: Heinemann.
- Church, R. B., Ayman-Nolley, S., & Mahootian, S. (2004). The role of gesture in bilingual education: Does gesture enhance learning? *International Journal of Bilingual Education and Bilingualism*, 7(4), 303–319.
- Choi, J., & Yi, Y. (2016). Teachers' integration of multimodality into classroom practices for English language learners. *TESOL Journal*, 72, 304–327.
- Clark, H. H., & Wilkes-Gibbs, D. (1986). Referring as a collaborative process. *Cognition*, 22(1), 1–39.
- Cummins, J. (2014). Rethinking pedagogical assumptions in Canadian French immersion programs. *Journal of Immersion and Content-Based Language Education*, 2(1), 3–22.
- Early, M., & Marshall, S. (2008). Adolescent ESL students' interpretation and appreciation of literary texts: A case study of multimodality. *Canadian Modern Language Review*, 64(3), 377–397.
- Elhassan, I., & Adam, M. (2017). The impact of dialogic teaching on English language learners' speaking and thinking skills. *Arab World English Journal*, 8(4), 49–67.
- Fernández-Cárdenas, J. M., & Silveyra-De La Garza, M. L. (2010). Disciplinary knowledge and gesturing in communicative events: A comparative study between lessons using interactive

- whiteboards and traditional whiteboards in Mexican schools. *Technology, Pedagogy and Education*, 19(2), 173–193.
- Fritzen, A. (2011). Teaching as sheltering: A metaphorical analysis of sheltered instruction for English language learners. *Curriculum Inquiry*, 41(2), 185–211.
- Gee, J. (2015). *Social linguistics and literacies: Ideology in discourses* (5th ed.). Bristol, PA: Taylor & Francis.
- Genesee, F., Lindholm-Leary, K., Saunders, W., & Christian, D. (2005). English language learners in U.S. schools: An overview of research findings. *Journal of Education for Students Placed at Risk*, 10(4), 363–385.
- Gibbons, P. (2003). Mediating language learning: Teacher interactions with ESL students in a content-based classroom. *TESOL Quarterly*, 37(2), 247–273.
- Gillies, R., & Baffour, B. (2017). The effects of teacher-introduced multimodal representations and discourse on students' task engagement and scientific language during cooperative, inquiry-based science. *Instructional Science*, 45, 493–513.
- Goodwin, C. (2000). Action and embodiment within situated human interaction. *Journal of Pragmatics*, 32, 1489–1522.
- Grabe, W. (2009). *Reading in a second language: Moving from theory to practice*. Stuttgart, Germany: Ernst Klett Sprachen.
- Halliday, M. A. (1978) *Language as a social semiotic*. London, UK: Edward Arnold.
- Hennessey, S. (2011). The role of digital artefacts on the interactive whiteboard in supporting classroom dialogue. *Journal of Computer Assisted Learning*, 27, 463–489.
- Hodge, R., & Kress, G. (1988). *Social semiotics*. Ithaca, NY: Cornell University Press.
- Hsieh, Y. C. (2017). A case study of the dynamics of scaffolding among ESL learners and online resources in collaborative learning. *Computer Assisted Language Learning*, 30, 115–132.
- Hymes, D. (1972). On communicative competence. In J. B. Pride & J. Holmes (Eds.), *Sociolinguistics* (pp. 269–293). Harmondsworth, UK: Penguin.
- Jenkins, H. (2006). *Convergence culture: Where old and new media collide*. New York: New York University Press.
- Jewitt, C. (2009). The changing pedagogic landscape of subject English in UK classrooms. In K. L. O. Halloran (Ed.), *Multimodal representation and knowledge: Routledge Studies in Multimodality series* (pp. 184–201). New York, NY: Routledge.
- Jewitt, C., Kress, G., Ogborn, J., & Tsatsarelis, C. (2001). Exploring learning through visual, actional and linguistic communication: The multimodal environment of a science classroom. *Educational Review*, 53(1), 5–18.
- Kennewell, S., & Beauchamp, G. (2007). The features of interactive whiteboards and their influence on learning. *Learning, Media and Technology*, 32(3), 227–241.
- Kennewell, S., Tanner, H., Jones, S., & Beauchamp, G. (2008). Analysing the use of interactive technology to implement interactive teaching. *Journal of Computer Assisted Learning*, 24(1), 61–73.
- Kim, M. C., Hannafin, M. J., & Bryan, L. A. (2007). Technology-enhanced inquiry tools in science education: An emerging pedagogical framework for classroom practice. *Science Education*, 91(6), 1010–1030.
- Kolb, S. (2012). Grounded theory and the constant comparative method: Valid research strategies for educators. *Journal of Emerging Trends in Educational Research and Policy Studies*, 3(1), 83–86.
- Lantolf, J. (2000). Introducing sociocultural theory. In J. Lantolf (Ed.), *Sociocultural theory and second language learning* (pp. 1–26). New York, NY: Oxford University Press.
- Lee, O. (2003). Teacher change in beliefs and practices in science and literacy instruction with English language learners, *Journal of Research in Science Teaching*, 41(1), 65–93.
- Lee, O., & Fradd, S. (1996). Literacy skills in science learning among linguistically diverse students. *Science Education*, 80(6), 651–671.
- Lemke, J. (1998). Multimedia literacy demands of the scientific curriculum. *Linguistics and Education*, 10(3), 247–271.
- Lightblown, P. M., Spada, N., Ranta, L., & Rand, J. (1999). *How languages are learned* (Vol. 2). Oxford, UK: Oxford University Press.
- Llosa, L., Lee, O., Jiang, F., Haas, A., O'Connor, C., Van Booven, C. D., & Kieffer, M. J. (2016). Impact of a large-scale science intervention focused on English language learners. *American Educational Research Journal*, 53(2), 395–424.
- López, O. (2010). The digital learning classroom: Improving English language learners' academic success in mathematics and reading using interactive whiteboard technology. *Computers & Education*, 54(4), 901–915.
- Luykx, A., Lee, O., & Edwards, U. (2008). Lost in translation: Negotiating meaning in a beginning ESOL science classroom. *Educational Policy*, 22(5), 640–674.
- Mercer, N., Warwick, P., Kershner, R., & Staarman, J.K. (2010). Can the interactive whiteboard help to provide “dialogic space” for children's collaborative activity? *Language & Education: An International Journal*, 24(5), 367–384.
- Meskill, C. (2005). Triadic scaffolds: Tools for teaching English language learners with computers. *Language Learning Technology*, 8(4): 46–59
- Meskill, C. (2013). Introduction. In C. Meskill (Ed.), *Online teaching and learning: Sociocultural perspectives* (pp. 1–17). New York, NY: Bloomsbury Academic Press.
- Meskill, C., Mossop, J., & Bates, R. (1999a). Bilingualism, cognitive flexibility, and electronic texts. *Bilingual Research Journal*, 23(2/3): 113–124.
- Meskill, C., Mossop, J., & Bates, R. (1999b). *Electronic texts and English as a second language environments*. Albany, NY: National Research Center on English Learning and Achievement.
- Meskill, C., Oliveira, A., Gregory, K., Oliver, G., Reichen, B., & Witmer, P. (2014). Professional development in support of English learner achievement: Science and ESOL educator collaborations. In L. Minaya-Rowe (Ed.), *Effective educational programs, practices, and policies for English learners* (pp. 81–105). New York, NY: Information Age.
- Mohan, B., & Slater, T. (2006). Examining the theory/practice relation in a high school science register: A functional linguistic perspective. *Journal of English for Academic Purposes*, 5(4), 302–316.
- Mortensen, K. 2011. *Doing word explanation in interaction*. In G. Pallotti & J. Wagner (Eds.), *L2 learning as social practice: Conversation-analytic perspectives* (pp. 135–163). Honolulu, HI: National Foreign Language Resource Center.

- New York State Education Department. (2012a). *NYS Bilingual Common Core Initiative: Theoretical foundations*. Albany, NY: EngageNY. Retrieved from <https://www.engageny.org/file/135506/download/nysbccitheoreticalfoundations.pdf>
- New York State Education Department. (2012b). *NYS Bilingual Common Core Initiative: Teacher's guide to implement the Bilingual Common Core progressions*. Albany NY: EngageNY. Retrieved from <https://www.engageny.org/file/135511/download/teachers-guide-to-implement-the-bilingual-cc-progressions.pdf>
- Norton, B., & Kress, G. (2000). Multimodality: Challenges to thinking about language. *TESOL Quarterly*, 34(2), 337–340.
- Nystrand, M., Gamoran, A., Kachur, R., & Prendergast, C. (1997). *Opening dialogue: Understanding the dynamics of language and learning in the English classroom*. New York, NY: Teachers College Press.
- Oliveira, A., Rivera, S., Glass, R., Mastroianni, M., Wizner, F., & Amodeo, V. (2013). Teaching science through pictorial models during read-alouds. *Journal of Science Teacher Education*, 24(2), 367–389.
- Oliveira, A., & Weinburgh, M. (2016). Guided visualization: Promoting EL science literacies through images. In L. C. de Oliveira (Ed.), *The Common Core State Standards Literacy in History/Social Studies, Science, and Technological Subjects for English language learners: Grades 6–12* (pp. 91–106). Alexandria, VA: TESOL Press.
- Oliveira, A. W., & Weinburgh, M. H. (2019). Using communication models to teach ELLs science. In L. C. de Oliveira, K. Obenchain, R. Kenney, & A. W. Oliveira (Eds.), *Teaching the content areas to English language learners in secondary schools: English language arts, mathematics, science, and social studies* (pp. 247–261). Basel, Switzerland: Springer Nature.
- Oliveira, A., de Oliveira, L., & Meskill, C. (2019). On shaky grounds: Teaching earthquake science to ELs through guided visualization. In H. Hansen-Thomas (Ed.), *Engaging Research series: Transforming practices for the high school classroom* (pp. 139–154). Alexandria, VA: TESOL International.
- Oser, F. K., & Baeriswyl, F. J. (2001). Choreographies of teaching: Bridging instruction to learning. In V. Richardson (Ed.), *AERA's handbook of research on teaching* (4th ed., pp. 1031–1065). Washington, DC: American Educational Research Association.
- Oser, F., Patry, J.-L., Elsasser, T., Sarasin, S., & Wagner, B. (1997). *Choreographien unterrichtlichen lernens* [Choreographies of teaching]. Final report to the Swiss National Science Foundation, Bern, Switzerland.
- Poehner, M. E., & Lantolf, J. P. (2014). *Sociocultural theory and the pedagogical imperative in L2 education: Vygotskian praxis and the research/practice divide*. New York, NY: Routledge.
- Pollard, C., & Pollard, R. (2005). Research priorities in educational technology: A Delphi study. *Journal of Research on Technology in Education*, 37(2), 145–160.
- Portes, P., González Canché, M., Boada, D., & Whatley, M. E. (2018). Early evaluation findings from the instructional conversation study: Culturally responsive teaching outcomes for diverse learners in elementary school. *American Educational Research Journal*, 55(3), 488–531.
- Robinson, P. (2005). Teaching key vocabulary in geography and science classrooms: An analysis of teachers' practice with particular reference to EAL pupils' learning. *Language and Education*, 19(5), 428–445.
- Rosebery, A., Warren, B., & Conant, F. (1992). Appropriating scientific discourse: Findings from language minority classrooms. *Journal of the Learning Sciences*, 2, 61–94.
- Saunders, W., & Goldenberg, C. (1999). Effects of instructional conversations and literature logs on limited- and fluent-English-proficient students' story comprehension and thematic understanding. *Elementary School Journal*, 99(4), 277–301.
- Seedhouse, P., & Walsh, S. (2010). Learning a second language through classroom interaction. In P. Seedhouse, S. Walsh, & C. Jenks (Eds.), *Conceptualizing "learning" in applied linguistics* (pp. 127–146). Basingstoke, UK: Palgrave Macmillan.
- Short, D., & Fitzsimmons, S. (2007). *Double the work: Challenges and solutions to acquiring language and academic literacy for adolescent English language learners. A report to Carnegie Corporation of New York*. Washington, DC: Alliance for Excellent Education.
- Stoddart, T., Pinal, A., Latzke, M., & Canaday, D. (2002). Integrating inquiry science and language development for English Language Learners. *Journal of Research in Science Teaching*, 39, 664–687.
- Swain, M. (2000). The output hypothesis and beyond: Mediating acquisition through collaborative dialogue. In J. P. Lantolf (Ed.), *Sociocultural theory and second language learning* (pp. 97–114). Oxford, UK: Oxford University Press.
- Tharp, R., & Gallimore, R. (1988). *Rousing minds to life: Teaching, learning and schooling in social context*. Cambridge, UK: Cambridge University Press.
- Urmeneta, C., & Evnitskaya, N. (2014). "Do you know Actimel?" The adaptive nature of dialogic teacher-led discussions in the CLIL science classroom: A case study. *Language Learning Journal*, 42(2), 165–180.
- U.S. Department of Education. (2017). *English language learners in public schools*. Retrieved from [https://nces.ed.gov/programs/coe/indicator\\_cgf.asp](https://nces.ed.gov/programs/coe/indicator_cgf.asp)
- Van Lier, L. (2004). *The ecology and semiotics of language learning: A sociocultural perspective*. Boston, MA: Kluwar.
- Vygotsky, L. S. (1972). The psychology of art. *Journal of Aesthetics and Art Criticism*, 30(4), 546–566.
- Waring, H., Creider, S., & Box, C. D. (2013). Explaining vocabulary in the second language classroom: A conversation analytic account. *Learning, Culture, and Social Interaction*, 2(4), 249–264.
- Wu, X. (2012). Vocabulary learning in a second language. In N. M. Seel (Ed.), *Encyclopedia of the sciences of learning* (pp. 3422–3424). Berlin, Germany: Springer.
- Yang, S., & Walker, V. (2015). A pedagogical framework for technology integration in ESL classrooms: The promises and challenges of integration. *Journal of Educational Multimedia and Hypermedia*, 24(2), 179–203.
- Yin, R. (2009). *Case study research: Design and methods*. Los Angeles, CA: Sage.
- Zhang, Y. (2016). Multimodal teacher input and science learning in a middle school sheltered classroom. *Journal of Research in Science Teaching*, 53(1), 7–30.

**Authors**

CARLA MESKILL is a professor of educational theory and practice at the State University of New York, Albany. Her research explores language, technology, and new forms of teaching and learning at their intersections.

JENNIFER NILSEN is a doctoral student in the Department of Educational Theory and Practice at the State University of New

York, Albany. Her research interests are in instructional improvements through the study of classroom discourse.

ALAN OLIVEIRA is an associate professor in the Department of Educational Theory and Practice at the State University of New York, Albany. His research interests include cooperative science learning, inquiry-based teaching, and classroom discourse and language use.