



Leadership Adaptation and Traits in Nepalese Police Forces

Thakur Mohan Shrestha

Singhania University Rajasthan, India

E-mail: thakurmohan@cef.edu.np

Received: 02-05- 2015
doi:10.7575/aiac.ijels.v.3n.3p.1

Accepted: 18-06-2015
URL: <http://dx.doi.org/10.7575/aiac.ijels.v.3n.3p.1>

Published: 31-07-2015

Abstract

Recently, the role of leadership has been considered as one of the crucial factors for the success of any organization. However, what constitutes the effective leaders and what is the status of leaderships is still a subject of study. Hence, this research article is carried out with a mixed method. Based on the evaluation of 7 leadership styles, Bass and Avolio (1994)'s "5Is" behaviors, 49 traits, and 28 affecting elements for the development of police officers in Nepal, this study has used a survey questionnaire from 1111(N) and in-depth interview from 21(N) respondents from all the districts of Nepal. The findings of the study display that people are expecting a lot from police administration for adaptation of transformational leadership followed by participative/democratic, authentic and strategic models which were rated with highest ratings respectively. The trait status does not seem sound since the negative traits seem dominant with highest rating-' moderately to mostly', whereas the majority of positive traits are rated with 'a little to moderately'. Moreover, the transformational leadership behaviour is dealt with 'a little to moderately', which needs to be improved.

Keywords: Leadership Styles, Leadership Traits, Transformational Behavior, Security Concern Functions of the country

1. Background

What should be in the leadership is the theme of immense literatures in social sciences. God, Goddess, Gurus, Prophets, Priest, Kings, Chief, etc. denote the leaders in different timeline of history and religions. Veda, Geeta, Bible, Tipitaka, etc. are the guiding principles for their devotees and communities. The written concept and principle of leadership emerged early. The study of leadership can be dated back to Plato, Sun Tzu and Machiavelli; however, leadership as contemporary academic studies began only in the last 60 years back. The Egyptian hieroglyphs for leadership (seshemet), leader (Seshemu), and follower (Schmsu) were being written 5,000 years ago. In 2300 B. C. E., in the Instruction of Ptahhotep, three qualities were attributed to the pharaoh; their authoritative utterance is in thy mouth, perception is in the heart, and thy tongue is the shrine of justice (Litchheim, 1973). Without effective leaderships, organizations move slowly sometimes and lose their way (Mills, 2005). One of the key issues of the next leadership transition will be the control over the domestic security apparatus (Puig, 2012). Service, safety and security (3Ss) are the obligatory role and responsibility of state and prerequisites for national development. A state is the means of rule over a sovereign territory. Above all, a nation mobilizes military and police forces. Leaderships are pivotal for nation building, peace and development. Police leaderships and policing in a democratic notion should be accountable to rule of law, people, and government.

The caste and family factors are being strongly questioned increasingly by intellectuals and Nepal has to go a long way in preparing leaders on the basis of traits of traditional society which continue to dominate at all levels (Baral, et al, and 2001). The dearth of literature of national periphery is disappointing. As a part of PhD research the study aims to provide an opportunity to advance in uncharted dome of leadership, traits and transformational behavior of police officers in the country.

2. Research Objective

Generally the objective of this research article is to explore the status of police leaderships with respect to responding the situations and to analyze the responses of the public, civil servants and security officers as to the leadership effectiveness of police administration. The specific objective is to examine the leadership model suitable for police administrations.

3. Research Questions

The following research questions are raised in this study:

- 3.1. RQ.1 What type of leadership style can be adopted in the internal security management of Nepal?
- 3.2. RQ.2 What is your perception/rating on traits of Nepalese police leaders (Nepal Police and Armed Police Force)?
- 3.3. RQ.3 What are your views and rating for Officers of National Police Forces on the basis of '5Is' behaviors?
- 3.4. RQ.4 What are the effecting elements for the development of police leadership in Nepal?

4. Review of Literature

No society is known that does not have leadership in some aspects of their social life, although many may lack a single overall leader to make and enforce decisions (Bass, 2008). He pointed out that with the employment of different social sector and subsequent problem raised by this gave birth to transitional and Transformational leadership theory and described ways delaying with such problems. Stogdill (1974) Handbook of Leadership exposed a problem for understanding leadership that has, if anything, grown worse over the years: there are almost as many definitions of leadership as there are people attempting to define it. Leadership is one of the most observed and least understood phenomena on earth (Burns, 1978). Wide ranging review of the literature on leadership effectiveness came to an equally perplexing conclusion: most of the theories are beset with conceptual weaknesses and lack strong empirical support Yukl (1989). Maslow's hierarchy of needs is often portrayed in the shape of a pyramid with the largest, most fundamental levels of needs at the bottom and the need for self-actualization at the top (Simons et al, 1987). However, such literature in the context of Nepal still is not available, but might be fit.

4.1 The Key Concept of

Leadership is societal function within a group by motivation to organizational efforts for the satisfaction and effectiveness (Bass, 1990; Wren, 1995). Covey (2007) defines leadership as an ability to solve the group problem and influence others. Tancredi (2013) observed that a leader's role is not to give order to solve problem but to inspire. October 1937 witnessed dedication of spiritual leader Brahma Baba for the establishment and development of leadership with core values based on feminine qualities like patience, tolerance, sacrifice, kindness and love. Brahma increasingly needed as the foundation of progress in personal growth, human relations, and the development of caring communities (Brahma Kumaries; Tomlinson & Manderson, 2012; Martin & Gordan (2010). These key traits are still equally important for the development of ethical and transformational leadership development in developing countries like Nepal. According to Swami Vivekanda, Baba (1993); Chibber (1999); Usha (2002) and Covey (2007), leadership is made from cognitive ability and behavior outcomes. The post September 11th situation indicates the prime need of transformational leadership skills is shaped by team cohesiveness.

4.2 Leadership theory and development overview

Leadership is as old as the beginning of human civilization, so every great figure who contributed to a civilization became a leader (Dolezalek 2005; Salas & Cannon-Bowers 2001; Vicere & Fulmer 1996). A brief legend on the development of leadership theories is presented in Table 1 on the basis of previous research.

Table 1. Summary of Development Trends in Leadership Theory and Research

Period	Approach	Core Them
Before 1940	Great-man	Leaders are born and not made
1930 to late 1940s	Trait	Leadership ability is innate
Late 1950s to 1960s	Behavioral	Leaders can be made, rather than are born
1960s to early 1980s	Situational &Contingency	It all depends; effective leadership is affected by the situation
1970 onward	Contemporary Leaderships (Emotional Intelligence, Servant, Team, Cross-cultural etc.).	Leadership by choice
Since early 1980s	The 'New' Leadership (Transformational, Ethical, Charisma)	Leadership by culture

Source: Insights from previous studies

Table 1 represents the model of leadership development. The leadership theories from great-man to transformational (including key contemporary leadership and dedications) are reviewed by the researcher of this study. Leadership in modern complex era has become a subject of emerging discussion to shift from traditional to global leadership, e-leadership and alternative forms of different leadership for the better societies of the future. Transformational, ethical leadership and mixed models of leadership could be the main streams of leadership styles in developing countries like Nepal.

4.3 A Brief Review on Leadership and the Future of Leadership Research

Leadership has been shifted one form to another form. A trend line of leadership development theory is displayed in figure 1.

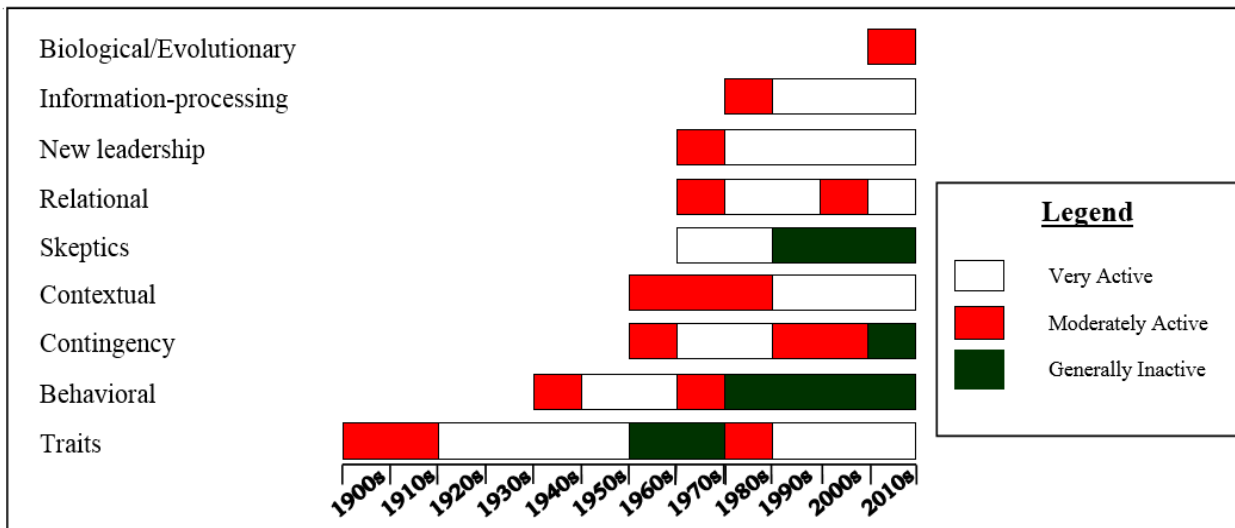


Figure 1. A Brief History and Look into the Future of Leadership Research

Source: The Nature of Leadership 2nd Edition, edited by David V. Day & Jhon Antonakis (2012) Figure 1.1, Page 7, 2012. SAGE publication

As presented in Figure 1, based on the trends, it can be expressed that trait theory is the evergreen in nature because it was apparent from 1920s to 1950s as an active theory. Again, it becomes eminent from 1990 onwards. Other theory like information-processing becomes eminent with the rise of information technology (IT). Skeptics' theory emerged in 1970s but remained active for 20 years only. Contingency theory emerged in 1970s and lived up to 1980s only. However, how the leadership theories can be applied to the situations of Nepalese security services has not been investigated, so an urgent need is felt in this direction.

4.4 Studies of Leadership Traits and Characteristics

Different researches have indicated the trait theory as a naturally pleasing theory which gives a detailed knowledge and understanding of the leader element in the leadership process. The ANNEX I present the traits identified in different major researches. Trait theory is evergreen theory. But what are the 'traits' contained in traits theory? It is still a subject to study. It got changes over different periods for example in 1948 when Stogdill described 9 (nine) traits, when Mann explored 6 (six) traits, again in 1979 Stogdill and Alliger listed 10 (ten) traits, in 1986 Lord Devader and Locke suggested only 3 (three) traits, in 1991 Kirkpatrick Kemp, and Bader suggested 6 (six) traits, and Zaccaro in 2004 has given 11 (eleven) traits. The number of traits has changed (For detail ANNEX I).

There are eight main attitudes (ANNEX II): power to listen (patience), availability (humility), tolerance (love), adaptability (maturity), discrimination (knowledge), decision-making (clarity of mind), and ability to respond (courage) and team spirit (cooperation) which enables leadership abilities (Sis B. K. Usha, 2002). However there are 49 traits being discussed in the study.

4.5 Police Leadership and Periphery

Basically, police leadership is made from a mixture of visionary, behavioral and traits to motivate the public. It is experienced that plenty of research literatures are available on leadership and management, but a small number of researchers have paid attention in police leadership and issues. A police leader is responsible to actively persuade and mobilize support for the vision (Jim Isenberg, 2010). Leaders and the leadership processes will become more effective by comprehensively understanding these motivational facets of our behavior and by responsibly applying this knowledge when influencing the behavior of others. Contemporary society is often said to be suffering from a crisis in leadership (Moran, 1992) and Nepal is no exception.

4.5.1 Diverse perceptions on police leadership

Dobby et al. (2004) argue that police service get transformational leadership if they are appreciated by the best services they do for the people and make them feel proud. The noble leaders radiate their life to all members of teams. The accountability follows from highest level of the police Force to the police constable (Kalam, 2006). Value-led ethical leadership in policing maximizes effort by integrating prized community values into an agency's mission, vision, strategy, operating plans, and services (Meese III, & Ortmeier, 2010). For the noblest job of police the question of structure has no meaning but culture of humanity, trust, love and respect has meaning. A good police force with effective intelligence is essential rather than arms and ammunition to care rule of law and to run government (Modi, 2014). Police organization serves for distinct purpose: service, safety, security, fundamental and universal rights. Fundamentally, police leaderships must exercise enlightened moral judgment and high ethical standards.

4.6 *Women Police in Nepal at a glance*

Nepal is a country of heterogeneous group of casts and religions, so inclusive policy has been started. Nepal has three layers of security organizations: Nepal Army, Nepal Police and Armed Police force. In the Nepalese Army there are a total of 1776 (1.91%) female personnel (Nepalese Army, 2015). Similarly, the status in Nepal Police is 5.3% and Armed Police Force 5.2 % (ANNEX III).

4.6.1 Women in Nepal Police(NP)

First woman Police Constable Chaitamaya Dangol was recruited on 15th June 1951. Two dozen women were recruited for traffic management in 1968. At present Women and Children Service Centers are actively operating in 75 districts and 7 metropolitan circles in the Kathmandu valley. Establishment of special Woman Police Company -1986 and Traffic Woman Company was in 1995. The first women Police, inspector was Parbati Devi in Nepal. At present, 3572 of total 67416 women police personnel have been servicing in Nepal Police (ANNEX III).

4.6.2 Women Armed Police Force (APF)

The APF was established on 24th October 2001, formally. Basically, its foundation is similar to the paramilitary force. During the establishment, women personnel were not encouraged and the number of women personnel was almost seventeen including technicians, and followers. On 11th April, APF Service Commission was formed and then women have been encouraged in open competition. Now a total of 1837 (including technician and flowers) women personnel are serving in APF. In APF, Gender units are expanded to Regional level (ANNEX: III).

4.7 *Challenges in Nepalese Milieu*

Internal threats like insurgency, poverty, education and health problem are challenging internal security (Rai, 2006). In this situation of such social disturbances police administration need IT (Information Technology) to meet effective communication to receive message from top to bottom and bottom to top (Rberson, 2007 & Batts, 2012). Non-representative and corrupt leaders and administrators who are in power are the major challenges because police must be under them and time again they take support from outside the country. This leads to external threats (Shrestha, 2004 & Bhattra, 2010). Maoist armed struggle has established violence as a method of political change and has revealed multi-faceted challenges in national and public security (Sharma Wagle, 2010). People who are supported to corrupt themselves are from favoritism; honest people have low morale and degraded (Security sector agency modernization, High level action committee, 2012). Law enforcement is very weak (K. C., 2014). Inequality and exclusion are the key challenges to sustain democracy and maintain peace and social harmony in a post conflict situation of Nepal (Khatiwada, 2014). Mechanistic system does not work; system must be organic (Modi, 2014). '3Is': Injustice, Insecurity and Imbalance have been reflecting in the post transitional Nepal. The federalism debate is not clear and remains uncertain. Rising problem of dishonesty can be lacked in transformational leadership. All the threats of crime and criminal actions cannot be controlled by unprofessional and unfit executives of police forces who replaced honest police officers by hook and cook (Shrestha, 2015).

Poverty, unemployment, brain drain, youth drain, rampant corruption, emerging technology, open border, globalization cause and consequences, etc. are the products of the weakness of securities so the police administrations should not forget key threat and challenges of securities. It cannot be assured that the security threats of the past will not be repeated again In such situation how police forces can assure the people for peace is a subject to discuss. Indian Airlines flight-814 hijack(24th December, 1999) while flying from Kathmandu to Delhi, terrorist attack on Mumbai (26th November 2008), Peshawar school massacre (16th December 2014), in Afghanistan, tedious post conflict transitional status of the country, ongoing terrorist activates of Maoist in Jharkhand India, Bangladesh Rifle Revolt (25 and 26 February 2009) in Dhaka, Revolt by police and armed police personnel at Banke and Prabat district (2008), Royal palace massacre, murder of founder Chief Krishna Mohan Shrestha, of APF, small arms proliferations in landlocked Nepal are strategic challenges which should not be underestimated by all police administrations. Mainly, Chiefs of domestic security Deviram Sharma (NID); Shyam Thapa (NP), Shahabir Thapa(APF); along with potential leadership cadres like Additional Inspector General Rajendra Bahadur Sings and Additional Inspector General Rabi Raj Thapa were suspended from the role and responsibility and leading opportunity whereas the state machineries were under unified command led by military executives in the command posts. Chain of command and span of control are the fundamentals of unified command system and accountability goes to the commander. Similarly, unfair and unethical trends for selection and promotion for the unprofessional and unfit individual top executive like appointment of untrained and on groomed individual Architect Engineer Kosh Raj Onta as the Chief of APF (paramilitary force) against the values and norms of security force in 2012 by Maoist led government, which is the first example of clan culture system in the history of police and armed police force since 1950. Another rooted challenge, issue and grievance is 30 year service tenure which is symbolized 'BLACK DAY' in NP and NID and same applies in APF (more detail is in the 8th part with the analysis of figure 3). These are the result of immature decisions that need not be appeared in any welfare states. The universal values, norms and legal procedures can be the tools to tighten the national security forces in federal democratic notion of the country. Leading from front is essential in security forces of a developing country like Nepal.

5. **Research Methodology**

The study uses mixed model with Qual-Quan method. Mixed method opens the door to multiple methods, different worldviews, and different assumptions, as well as different forms of data collections and analysis (Creswell, 2009). This survey was taken in the time frame of 7th September, 2013 to May, 2014 in Nepal. Additionally, the in-depth face-to-

face interviews were taken in time frame of 15th Jan, 2015 to 15th April, 2015. The following efforts were made to accomplish the study.

5.1 Pilot survey

A pilot survey from 51 respondents from the various sectors and personalities was conducted to ensure the research aims and objectives and felt informative and effective to make the final survey questionnaire more clear and purposeful. It also enabled the researcher to develop the necessary skills of rapport building, listening, probing while allowing the interview to flow.

5.2 Data

Both primary and secondary data were collected. For the purpose of primary data open-closed survey questionnaire and face to face interview were applied. Equally, previous dissertations, journals, library, book, report, digital sources were used as the secondary data sources.

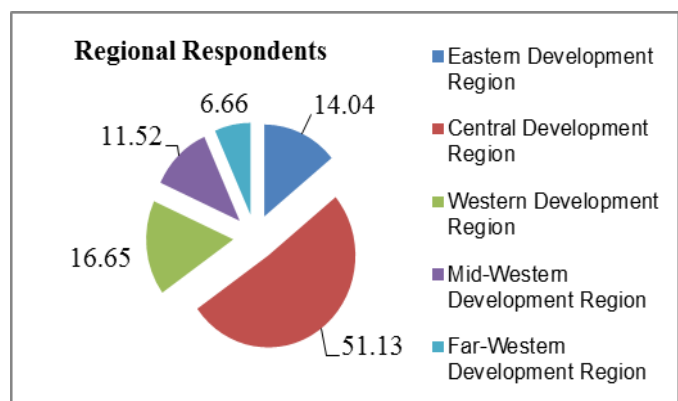
5.3 Sampling

The convenience sampling was applied because of the nature, sensitivity and subject matter of the study arena and its technicality. The total number of respondents were 1111 (N) from all 75 districts of Nepal from the different ways of life. Table 2 and Figure 2 reflect the diversity, dimension and design of sampling of the survey. As far as the representativeness of the population is concerned, the sample size has covered 13.2 % female, 86.5% male and other (non-gender) 0.3%. From urban areas 41.6% and rural areas, 55.8% respondents participated in this survey research and 21 veteran executive respondents expressed their views. As presented in Table 2, among the respondents, 64.54% were from public sector, 28.08% were from national security sectors (Nepal Police, Nepal Armed Police Force, National Investigation Department, and Nepal Army) and 7.38% were from Government civil services.

Table 2. Service Faculties of Respondents

S.N.	Service Faculty	Number	Percent (%)
1.	Security Officer	312	28.08
2.	Civil Servant	82	7.38
3.	Public Service	717	64.54
Total		1111	100.00

Status of Respondents by Region



Source: Self compiled

Figure 2. Source: Self Compiled

Figure 2 indicates the status of respondents on regional basis as per Nepal is divided into five development regions, fourteen Zones and seventy-five districts. The highest participation is 51.3% from central development region, where the capital city and almost all central level services and ministry, organizations, and business facilities are concentrated. Basically, all respondents were classified into two major categories (public private and national security) where Public Private was 71.9% and National Security Sector (Nepal Army, Nepal Police Armed Police Force, and NID) were 28.1% of the total.

5.4 Instruments

Open-ended and closed survey questionnaire with Likert's 5 scale rating, face -to -face interview, and a focus group discussion were applied in well-designed ways.

5.5 Data Analysis

Data were presented in frequency tables showing both numerical counts and corresponding percentages of responses on a psychologist Rensis Likert's 5-point scale indicating respondents' levels of concern in particular status, where the evaluation base was designed as mentioned in Table 3.

Table 3. Five Scale Rating Scale

Strongly Disagree or Not at all	Disagree or A little	Neutral or Moderately	Agree or Mostly	Strongly Agree or Fully
1	2	3	4	5

As displayed in Table 3, the five scale rating ranging from 1 to 5 is applied in survey approach throughout the study, where the highest scale is 5 and lowest is 1... The data obtained from this research has been analyzed using Interpretative Phenomenological Analysis (IPA) for qualitative appreciation. Statistic tools were used for quantitative explanation. The interview transcripts were analyzed individually and themes were identified. Highest priority has been given to secrecy and ethics of the research. 'SPSS' was used to calculate cross table information to revive demographic variables and its distribution with different leadership traits displayed by police administrations as the leaders. T-test, one way ANOVA, Chi-squared, Kendal's tau and Gamma tests were applied to receive the effects of experience, and qualifications towards the effectiveness of police administrators as the leaders.

6. Findings and Discussion

Below the researcher has presented the findings and discussions from survey, interview and observations and primary and secondary data on leadership, traits and behaviors of police administrators.

6.1 Findings on Leadership style by survey

The table presents respondents' views with the rating on each leadership style. The results are compiled in this section on the basis of rating, mean, t-test & one way ANOVA test with major demography.

6.2 Respondents' Rating on Different Leadership Style

Table 4. Status of Rating on Leadership Style for Adaptation with Mean Values

S.N.	Leadership Styles	Missing %	Strongly Disagree %	Disagree %	Neutral %	Agree %	Strongly Agree %	Mean
1	Transformational	0.81	1.53	3.96	8.46	52.93	32.31	4.08
2	Authentic	0.54	1.26	3.87	15.39	53.74	25.20	3.96
3	Participative/Democratic	0.45	2.61	8.01	8.82	52.39	27.72	3.93
4	Strategic	1.17	1.98	6.75	20.16	48.78	21.15	3.77
5	Task-Oriented	0.90	1.80	6.93	22.68	47.79	19.89	3.74
6	Supportive	1.53	2.07	5.58	26.73	46.17	17.91	3.68
7	Situational	1.17	1.80	9.54	34.29	40.32	12.87	3.49

Source: Field Survey

Table 4 reflects the status of respondents rating on aforementioned seven leadership styles. Majority of the respondents 32.31% strongly agreed and 52.93% agreed to Transformational leadership. It shows 85.24% with mean value 4.08 have agreed for the adoption of transformational leadership in the country. Authentic (mean 3.96) & participative/democratic (3.93) leadership were rated 2nd and 3rd status among the seven style. The situational leadership respondent had been rated with mean value 3.49 which was the lowest rating among seven leadership styles. In brief, it is revealed that most people, civil servants and security officers like transformational leadership style.

6.3 Summary of Independent sample t-test and one-way ANOVA test result of Leadership on the basis of different demography

Table 5. Independent sample t-test and ANOVA test Summary Result of by on Key Demography

Leadership	Gender		Age		Education		Occupation		Designation	
	significant	not Significant	significant	not Significant	significant	not Significant	significant	not Significant	significant	not Significant
Authentic	-	0.147	0.026	-	-	0.379	0.046	-	0.010	-
Participative/ Democratic	-	0.342	-	0.893	-	0.133	-	0.178	0.041	-
Situational	-	0.089	-	0.211	-	0.956	-	0.249	0.045	-
Strategic	-	0.684	-	0.452	0.000	-	0.002	-	0.010	-
Supportive	-	0.149	-	0.733	-	0.068	-	0.209	-	0.344
Task-Oriented	-	0.832	-	0.564	0.031	-	0.002	-	0.000	-
Transformational	-	0.080	-	0.198	-	0.457	-	0.729	-	0.100

Source: Self complied

Table 5 represents the Summary of independent sample t-test and one-way ANOVA test result of Leadership on the basis of different demography (ANNEX IV). **Gender:** For all the leadership styles: Authentic, Participative/Democratic, Situational, Strategic, Supportive, Task-oriented and Transformational leadership; it is no significant with male and female. This means that due to the gender differences opinion do not differ. **Age:** ANOVA test shows that there is not significant statistical effect of age on the response. However, authentic leadership has statistically significant difference from p value 0.026. **Education:** Strategic and task oriented leadership styles were significantly differed due to the difference in education level of the respondents. Highly educated respondents favored the strategic leadership style. Similarly, result is found in case of task oriented leadership style. It can be concluded that highly educated respondents like to see their leaders following strategic leadership style as task oriented leadership style. **Occupation:** (Security officer & Public) To examine the status of responses on leadership from the occupation perspective, the result shows there is statistically significantly difference in authentic, strategic and task oriented leadership with p value 0.046, 0.002 & 0.002 respectively. Rest has not statistically significant difference. **Designation:** To examine the status of responses on leadership from the designation perspective, the result shows there is a statistically significant difference in opinions for supportive and transformational leadership with p 0.344 & 0.100 respectively. Rest has statistically significant difference.

6.4 Crosstab with various variables on Leadership

Crosstab result on leadership style is displayed in Annex 3. Table of crosstab between age and leadership presents that the age group of 41 to 50 have rated highest rating 23.94% to Transformational leadership (1st position), and 22.86 % to Authentic (2nd position), 22.59 % to Participative/Democratic (3rd position) among seven style of leadership. This displays that emerging youth group like (ANNEX V).

6.5 Summary of Leadership on different demographic variables

Table 6. Status of Leadership Style on Key Demography

S.N.	Leadership Style	Demographic Variable				
		Overall Result	High Education	Security Officer	Public Private	Designation
1.	Authentic			√		√
2.	Participative/ Democratic					√
3.	Situational				√	√
4.	Strategic		√	√		√
5.	Supportive				√	
6.	Task-Oriented		√		√	√
7.	Transformational	√		√	√	√

Source: Self compiled

Table 6 represents the summary of leadership rated by different demographics, where overall highest rating is on transformational leadership. Highly educated respondents are in favor of Strategic and Task oriented leadership styles. Security officers intend transformational and authentic leaderships. Service faculty (public) has rated transformational, task oriented, supportive, strategic, and situational leaderships and from the views of designation high ranking respondents rated almost all six leadership styles excluding supportive style of leadership.

6.6 Findings on Armed Police officers traits by survey on the basis of 49 variables

Altogether forty-nine variables in the Likert's 5 scale evaluation design format were submitted in survey questionnaire in alphabetic order to examine the prevailing status of police officer traits in Nepal. Almost ideal traits and a few key negative traits were combined in the survey. Table 7 and 8 represent the status of rating on each variable by respondents on the prevailing traits of both: Nepal police and Armed Police administrators.

Table 7. Traits of Armed Police Force Officers

S. N	Officers Traits	Missing %	Not at all %	A little %	Moderately %	Mostly %	Fully %	Mean	Remarks
1	Stressful	1.62	3.06	15.48	25.92	29.43	24.48	3.52	Moderately to Mostly
2	Status-Quo	1.71	6.57	17.28	21.42	29.70	23.31	3.41	Moderately to Mostly
3	Suspicious	1.53	4.50	21.33	28.35	22.86	21.42	3.31	Moderately to Mostly
4	Egoistic	1.53	6.48	22.68	25.11	25.65	18.54	3.23	Moderately to Mostly
5	Flexible	2.43	11.97	13.50	26.73	25.38	19.98	3.21	Moderately to Mostly
6	Pretending	2.16	7.65	21.87	25.20	22.59	20.52	3.20	Moderately to Mostly
7	Intelligent & Educated	2.16	12.96	13.86	26.55	27.18	17.28	3.15	Moderately to Mostly
8	Prejudiced	1.71	13.68	23.49	15.57	20.61	24.93	3.14	Moderately to Mostly
9	Willingness to take Risk	2.25	8.91	12.69	34.65	32.04	9.45	3.14	Moderately to Mostly

10	Mentally & Physically fit	1.35	13.32	12.78	30.60	31.14	10.80	3.09	Moderately to Mostly
11	Corrupted	2.07	17.19	19.71	17.64	24.03	19.35	3.02	Moderately to Mostly
12	Knowledge of ICT (Information, Communication & Technology)	1.53	7.02	18.81	42.75	23.22	6.66	2.99	Moderately
13	Courageous & Committed	2.70	15.30	9.72	33.03	31.32	7.92	2.99	Moderately
14	Alcoholic	1.98	17.10	22.50	16.02	25.02	17.37	2.97	Moderately
15	Good communicator	2.61	6.66	16.29	46.62	22.32	5.49	2.96	Moderately
16	Insensitive	2.25	4.95	31.23	33.03	16.29	12.24	2.93	Moderately
17	Resistant to change	1.35	10.71	23.67	30.51	25.83	7.92	2.93	Moderately
18	Conspirator	2.79	10.62	35.28	13.77	18.81	18.72	2.91	Moderately
19	Creative & innovator	1.53	5.49	23.13	43.56	22.50	3.78	2.91	Moderately
20	Amoral	1.98	10.53	34.92	17.82	16.65	18.09	2.91	Moderately
21	Open Minded	2.43	5.58	23.58	40.41	24.03	3.96	2.90	Moderately
22	Discipline & Hard worker	2.52	21.87	18.18	17.37	24.21	15.84	2.86	A little to Moderately
23	Leaders believe in the ability of their subordinates	1.44	10.44	19.17	43.47	20.25	5.22	2.86	A little to Moderately
24	Honesty & integrity	2.07	23.04	15.93	23.76	23.76	11.43	2.78	A little to Moderately
25	Asocial	2.88	14.85	31.50	17.73	18.27	14.76	2.78	A little to Moderately
26	Officer Behavior	1.71	25.20	14.22	22.32	27.36	9.18	2.76	A little to Moderately
27	Tolerance and Love	1.89	15.93	20.61	33.03	23.04	5.49	2.76	A little to Moderately
28	Will Power to persist to work hard	1.98	22.59	15.39	26.73	24.30	9.00	2.76	A little to Moderately
29	Managing organizational stress	1.44	22.68	12.42	33.03	25.56	4.86	2.73	A little to Moderately
30	Care, Command & Control of Staffs	1.53	21.69	25.92	11.61	32.76	6.48	2.72	A little to Moderately
31	Sense of humanity & Value Oriented	1.53	17.64	23.31	28.71	23.76	5.04	2.71	A little to Moderately
32	Quality in work	2.34	23.94	18.72	21.06	23.67	10.26	2.71	A little to Moderately
33	Adaptability	3.42	18.90	22.86	22.23	24.66	7.92	2.70	A little to Moderately
34	Lead by Example	1.53	19.44	26.28	23.40	21.51	7.83	2.67	A little to Moderately
35	Polite	1.71	23.58	25.20	16.47	21.69	11.34	2.67	A little to Moderately
36	Trustworthy	1.89	21.69	18.27	30.24	22.14	5.76	2.66	A little to Moderately
37	Knowledge of Criminology, Sociology & Psychology	1.62	24.03	25.29	19.26	15.12	14.67	2.66	A little to Moderately
38	Status Consciousness	2.43	29.16	10.62	23.40	29.25	5.13	2.63	A little to Moderately
39	Emotional stability and maturity	1.71	26.28	18.45	22.77	22.32	8.46	2.63	A little to Moderately
40	Enthusiastic & Visionary	1.62	24.30	20.97	22.86	23.04	7.20	2.63	A little to Moderately
41	Ability/Courage to take Ethical decisions	1.80	26.19	15.39	26.82	24.84	4.95	2.62	A little to Moderately
42	Trained to lead a force	1.44	30.87	15.75	16.83	26.82	8.28	2.62	A little to Moderately
43	Loyal to law and People	1.35	26.64	23.13	17.82	20.88	10.17	2.61	A little to Moderately
44	Socialization Skill	1.62	27.36	23.49	15.30	20.97	11.25	2.60	A little to Moderately
45	Responsible &	1.53	28.71	16.56	21.87	27.45	3.87	2.57	A little to Moderately

Accountable

46	Inspiring Leadership	1.44	25.92	21.51	21.06	25.92	4.14	2.57	A little to Moderately
47	Team Spirit Co-Operation	1.44	36.27	14.22	17.10	24.66	6.30	2.46	A little to Moderately
48	Exceptional Quality	2.88	24.75	29.52	20.88	18.54	3.42	2.38	A little to Moderately
49	Capacity for abstract thought	1.35	26.73	31.68	18.18	18.00	4.05	2.37	A little to Moderately

Source: Field Survey

Table 7 presents the status of Armed Police Administrators' traits as rated by the respondents in Likert's 5 scales. The research was conducted in post conflict transitional and unstable political situation of the country. Out of forty nine traits, few negative traits like alcoholic, amoral, asocial, corrupted, egoistic, prejudiced, pretending, stressful, status-quo(resisting to bring change), were examined and rest were positive traits in survey questionnaire. Almost out of ten traits seven negative traits have occupied the position with highest rating with the mean value 3.02 to 3.52 in the series as remarked 'moderately to mostly'. Serial numbers from 12 to 21 are almost 'moderately' rating with mean vale 2-90 to 2.99. Rests are in 'a little to moderately' with mean value range from 2.37 to 2.86.

Table 8. Traits of Nepal Police Officers

S.N	Officers Traits	Missin g %	Not at all %	A little %	Moderately %	Mostly %	Fully %	Mean	Remarks
1	Suspicious	1.17	3.96	16.20	22.68	32.40	23.58	3.52	Moderately to Mostly
2	Stressful	1.26	4.05	14.04	27.00	34.74	18.90	3.47	Moderately to Mostly
3	Status-Quo	0.99	8.37	17.01	24.75	26.82	22.05	3.34	Moderately to Mostly
4	Egoistic	1.62	8.01	18.18	24.75	26.55	20.88	3.29	Moderately to Mostly
5	Pretending	2.07	6.21	22.77	25.02	24.12	19.80	3.22	Moderately to Mostly
6	Alcoholic	1.26	12.69	14.49	26.37	28.62	16.56	3.18	Moderately to Mostly
7	Prejudiced	1.53	7.74	23.76	25.38	23.40	18.18	3.16	Moderately to Mostly
8	Corrupted	1.89	14.04	13.59	23.49	31.59	15.39	3.15	Moderately to Mostly
9	Asocial	2.07	13.68	23.04	14.76	22.50	23.94	3.14	Moderately to Mostly
10	Flexible	2.16	10.26	16.02	29.70	28.53	13.32	3.12	Moderately to Mostly
11	Knowledge of Criminology, Sociology & Psychology	1.08	16.74	23.04	13.05	29.97	16.11	3.02	Moderately to Mostly
12	Amoral	1.35	12.69	29.07	20.43	19.62	16.83	2.95	Moderately
13	Socialization Skill	1.35	7.11	28.53	29.25	27.27	6.48	2.93	Moderately
14	Willingness to take Risk	2.61	9.36	27.90	23.49	25.65	10.98	2.93	Moderately
15	Intelligent & Educated	1.98	12.51	20.52	26.19	33.66	5.13	2.92	Moderately
16	Mentally & Physically fit	0.99	9.72	27.36	30.15	22.32	9.45	2.91	Moderately
17	Status Consciousness	2.25	9.45	21.78	33.21	28.80	4.50	2.90	Moderately
18	Discipline & Hard worker	2.07	14.31	21.33	26.19	26.01	10.08	2.90	Moderately
19	Sense of humanity & Value Oriented	1.08	8.28	24.39	37.08	24.21	4.95	2.90	Moderately
20	Creative & innovator	0.99	12.87	23.85	28.53	25.74	8.01	2.89	A little to Moderately
21	Resistant to change	1.17	9.63	31.86	23.31	25.20	8.82	2.88	A little to Moderately
22	Quality in work	2.07	8.82	23.94	34.92	25.29	4.95	2.87	A little to Moderately
23	Capacity for abstract thought	1.17	18.81	17.73	25.47	27.72	9.09	2.87	A little to Moderately
24	Trained to lead a force	1.17	13.05	28.71	21.78	25.56	9.72	2.87	A little to Moderately
25	Responsible & Accountable	1.17	9.09	24.84	33.93	29.07	1.89	2.86	A little to Moderately
26	Officer Behavior	1.71	14.67	26.64	22.05	25.02	9.90	2.84	A little to Moderately
27	Tolerance and Love	1.53	7.74	29.79	34.38	23.13	3.42	2.80	A little to Moderately
28	Good communicator	2.79	22.77	17.19	20.07	24.84	12.33	2.78	A little to Moderately
29	Open Minded	2.34	18.45	24.12	20.79	22.32	11.97	2.78	A little to Moderately
30	Team Spirit Co-Operation	1.26	15.21	26.37	25.38	27.81	3.96	2.75	A little to Moderately
31	Insensitive	1.80	16.74	26.10	26.10	18.99	10.26	2.75	A little to Moderately
32	Courageous & Committed	2.07	15.30	25.92	26.55	23.13	7.02	2.74	A little to Moderately
33	Managing organizational stress	1.53	16.29	21.42	33.12	22.32	5.31	2.74	A little to Moderately
34	Ability/Courage to take Ethical decisions	1.80	13.50	26.46	29.70	24.21	4.32	2.74	A little to Moderately

35	Care, Command & Control of Staffs	1.26	17.64	24.21	26.28	27.72	2.88	2.70	A little to Moderately
36	Loyal to law and People	0.90	18.72	28.08	23.76	18.99	9.54	2.70	A little to Moderately
37	Polite	1.35	19.98	30.42	16.65	20.07	11.52	2.69	A little to Moderately
38	Honesty & integrity	1.71	23.13	22.86	23.40	16.92	11.97	2.67	A little to Moderately
39	Emotional stability and maturity	1.35	23.04	20.16	23.22	27.72	4.50	2.66	A little to Moderately
40	Knowledge of ICT (Information ,Communication & Technology)	1.26	22.59	25.83	17.55	25.20	7.56	2.66	A little to Moderately
41	Will Power to persist to work hard	1.62	13.86	30.96	30.42	19.62	3.51	2.63	A little to Moderately
42	Trustworthy	1.80	18.18	27.18	25.65	22.59	4.59	2.63	A little to Moderately
43	Conspirator	1.98	22.77	25.11	19.89	22.14	8.10	2.62	A little to Moderately
44	Inspiring Leadership	1.17	26.37	21.51	21.78	18.81	10.35	2.62	A little to Moderately
45	Adaptability	2.97	24.12	14.76	27.27	28.62	2.25	2.61	A little to Moderately
46	Enthusiastic & Visionary	1.53	22.86	23.31	23.67	24.21	4.41	2.59	A little to Moderately
47	Leaders believe in the ability of their subordinates	0.99	22.23	29.61	20.97	21.15	5.04	2.54	A little to Moderately
48	Lead by Example	1.17	26.19	29.34	15.03	20.16	8.10	2.51	A little to Moderately
49	Exceptional Quality	1.89	25.20	27.27	21.15	17.46	7.02	2.48	A little to Moderately

Source: Field Survey

As in Table 7, the Table 8 also presents the status of Nepal police Administrators' traits. Almost the result is similar but not the same. Out of ten traits, nine negative traits have occupied the position with highest rating with the mean value 3.02 to 3.52 in the series as remarked 'moderately to mostly'. Whereas Serial no 12 to 19 have been rated 'moderately' with mean value 2.90 to 2.95. Rest are rated 'a little to moderately' with mean value ranging from 2.48 to 2.89. The situation in both Tables 7 and 8 present that the quality, which must be on the merit list for a good leadership has not been rated on top but as the lastly possessed by police officers. This signifies that police have to do a lot of efforts in developing the good traits sincerely. The result of the rating could be the firmed feedback to the stakeholders and all the rank and files of national police forces. Therefore, reformation and transformation approaches through the training, self-actualization and leadership supervision and instruction can be effective. Especially, research on the reason behind the cause and consequences is strongly recommended.

6.7 Summary of Chi-squared, Kendal tau and Gamma Test through Cross-tabulation with various nature of Nepal Police & Armed Police Force

Table 9. Cross tabulation Result on Police officer's Traits

Variables	Nepal Police		Armed Police Force		Cross tabulation Result
	Statistics	p-value	Statistics	p-value	
Alcoholic/Amoral					
Chi-squared	909.293	0.000	600.517	0.000	Significant relation between Alcoholic and Amoral nature
Kendal tau	0.142	0.000	0.087	0.002	
Gamma	0.177	0.000	0.109	0.002	
Alcoholic/Asocial					
Chi-squared	511.662	0.000	466.453	0.000	Significant relation between Alcoholic and Asocial nature
Kendal tau	0.084	0.002	0.161	0.000	
Gamma	0.105	0.002	0.199	0.000	
Alcoholic/Corruption					
Chi-squared	771.435	0.000	807.142	0.000	Significant relation between Alcoholic and Corruption nature
Kendal tau	0.152	0.000	0.230	0.000	
Gamma	0.189	0.000	0.281	0.000	
Corruption/Asocial					
Chi-squared	770.190	0.000	613.606	0.000	Significant relation between Corruption and Asocial nature
Kendal tau	0.203	0.000	0.110	0.000	
Gamma	0.254	0.000	0.136	0.000	
Age/Alcohol					
Chi-squared	35.493	0.225	40.628	0.093	Not Significant relation between Age and Alcohol nature
Kendal tau	-0.002	0.945	0.020	0.437	
Gamma	-0.002	0.945	0.025	0.437	
Designation/Alcohol					
Chi-squared	51.324	0.001	42.228	0.017	Not Significant relation between Designation and Alcohol nature
Kendal tau	0.027	0.296	-0.023	0.348	
Gamma	0.038	0.296	-0.033	0.348	

The table 9 summarizes the alcoholic behavior of police officer with social approval from respondents. Public does not like alcoholic, corrupt, asocial and amoral behaviors of police administrators. The test indicates that if a police administrator is alcoholic there are significant likelihood towards corruption, amoral, and asocial behaviors..

6.8 Existing transformational leadership behaviors of Nepalese Police officers in the '5Is' behaviors tools of Bass & Avolio

In modern era traits theory was reformed as a transformational leadership theory. In this academic research Bass and Avolio (1994)'s '5Is' are tested to examine the prevailing transformational status of Nepalese Police officers in the survey questionnaire with few modification adding the Likert's 5 scale rating (Table 3) in each variables and sub variables. The results are presented in Table 10 and 11.

Table 10. Status of '5Is' Transformation Behaviors of Nepalese Police Officers

Behaviors Style 5 I	Missing %	Not at all %	A little %	Moderately %	Mostly %	Fully %	Total %
Idealized Behaviors	0.74	09.76	34.64	24.76	24.6	5.52	100.02
Inspirational Motivation	1.02	15.89	26.04	26.51	24.87	5.67	100.00
Intellectual Stimulation	0.81	16.94	24.83	26.88	24.66	5.88	100.00
Individualized Consideration	1.64	16.06	24.28	26.39	24.86	6.77	100.00
Idealized Attributes	1.16	17.48	25.82	22.71	23.10	9.74	100.00

Source: Field Survey

The table 10 and Figure 3 represents the study carried out on Bass and Avolio (1994)'s "5Is": (1) Individual Behavior, (2) Inspirational Motivation, (3) Intellectual Stimulations, (4) Individualized Consideration Coaching and Development and (5) Idealized Attributes which are applied in examining the behavioral status of Nepalese Police administrators. In this presentation, Idealized Attributes were rated with highest with 32.84%; 22.71% have rated 'moderately'. Similarly, Individualized Consideration is in second position with 31.63%; Intellectual Stimulation in third with 31.63%; Inspirational Motivation in fourth with 30.54% and Idealized Behaviors in fifth with 30.12% , who have agreed fully and mostly. This indicates that Nepalese police possessed the 'a little towards transformational leadership.

6.9 Findings on Nepalese Police officers '5IS' behaviors.

Table 11. Status of Rating on '5Is' Transformational Behaviours of Sub-Variables

S N	Sub Heading of Behaviors	Style of 5 I	Missin g %	Not at all %	A little %	Moderatel y %	Mostly %	Fully %	Mean	Remark s
1	Display a sense of power and competence	Idealized Attributes	1.80	11.97	14.04	22.23	35.10	14.85	3.21	Moderately to Mostly
2	Reassure others that obstacles will be overcome	Idealized Attributes	0.99	12.06	22.32	29.97	22.95	11.70	2.97	Moderately
3	Specify the importance of having a strong sense of purpose	Idealized Behaviors	0.54	5.94	30.51	28.62	28.98	5.40	2.96	Moderately
4	Promote self-development	Individualized Consideration	2.79	13.50	18.27	26.64	29.25	9.54	2.95	Moderately
5	Instill pride in others for being associated with them	Idealized Attributes	0.99	16.20	20.61	25.65	27.00	9.54	2.90	Moderately
6	Consider the moral and ethical consequences of decisions	Idealized Behaviors	0.99	7.20	33.84	24.21	27.36	6.39	2.89	A little to Moderately
7	Seek differing perspectives when solving problems	Intellectual Stimulation	0.81	15.39	18.99	30.60	28.71	5.49	2.87	A little to Moderately
8	Talk enthusiastically about what needs to be accomplished	Inspirational Motivation	0.72	13.77	23.67	27.18	29.16	5.49	2.87	A little to Moderately
9	Talk optimistically about the future	Inspirational Motivation	0.99	15.57	22.32	26.64	28.89	5.58	2.84	A little to Moderately
10	Express confidence that goals will be achieved	Inspirational Motivation	1.17	14.76	24.30	26.91	25.92	6.93	2.82	A little to Moderately
11	Champion exciting new possibilities	Idealized Behaviors	0.81	6.93	37.71	26.46	22.23	5.85	2.80	A little to Moderately
12	Treat others as individuals rather than just as members of the group	Individualized Consideration	0.72	16.02	24.66	29.34	23.94	5.31	2.76	A little to Moderately
13	Provide an exciting image of what is essential to consider	Inspirational Motivation	0.90	17.37	23.85	27.27	24.66	5.94	2.75	A little to Moderately

14	Encourage non-traditional thinking to deal with traditional problems	Intellectual Stimulation	1.17	16.38	24.48	28.35	23.49	6.12	2.75	A little to Moderately
15	Encourage rethinking those ideas which have never been questioned before	Intellectual Stimulation	0.81	15.84	25.20	29.88	22.50	5.76	2.75	A little to Moderately
16	Spend time teaching and coaching	Individualized Consideration	2.88	15.93	21.24	29.34	25.11	5.49	2.74	A little to Moderately
17	Get others to look at problems from many different angles	Intellectual Stimulation	0.81	16.92	26.82	25.02	23.49	6.93	2.74	A little to Moderately
18	Talk about their most important values and beliefs	Idealized Behaviors	0.54	13.50	32.58	24.03	24.12	5.22	2.73	A little to Moderately
19	Articulate a compelling vision of the future	Inspirational Motivation	0.81	16.47	27.36	25.92	23.13	6.30	2.73	A little to Moderately
20	Re-examine critical assumptions to questions to question whether they are appropriate	Intellectual Stimulation	0.63	16.74	25.92	29.61	21.69	5.40	2.71	A little to Moderately
21	Help others to develop their strengths	Individualized Consideration	1.08	17.01	28.98	22.50	23.40	7.02	2.71	A little to Moderately
22	Listen attentively to others concerns	Individualized Consideration	0.72	17.82	28.26	24.12	22.59	6.48	2.69	A little to Moderately
23	Suggest new ways of looking at how to complete assignments	Intellectual Stimulation	0.63	20.34	27.54	17.82	28.08	5.58	2.69	A little to Moderately
24	Go beyond their self-interests for the good for the group	Idealized Attributes	0.90	19.17	30.69	20.79	19.80	8.64	2.65	A little to Moderately
25	Act in ways that build others respect	Idealized Attributes	1.44	18.27	30.24	22.68	20.88	6.48	2.63	A little to Moderately
26	Talk about the importance of trusting each other	Idealized Behaviors	0.81	15.21	38.52	20.43	20.25	4.77	2.58	A little to Moderately
27	Take a stand on controversial issues	Inspirational Motivation	1.53	17.37	34.74	25.11	17.46	3.78	2.51	A little to Moderately
28	Make personal sacrifices for others benefit	Idealized Attributes	0.81	27.18	36.99	14.94	12.87	7.20	2.33	A little to Moderately

Source: Field survey

The result prevailed in Table 11 the literature so far found in the studies has thrown light on leadership and police administration. However, they have not come to the status, and efficiency of police administration and police leadership relating to how they should be responding towards the existing complicated situation. The respondents have not fully agreed but moderately to mostly agreed. The survey shows people are somehow comfortable with police administration. Almost variable were rated by the respondents 'a little to moderately'. It shows the police officers possessed average rating. Only the variable "Displays a sense of power and competence" is rated with the mean value 3.21 among the 28 variables. People do not like leadership based on traits, where police officers were evaluated with near to average rating in each group. But they are in favor of adaptation of transformational leadership style in policing. A comprehensive effort is needed for better ethical and transformational leadership. These "5Is" have great potential to promote performance beyond expectations and to affect enormous changes within individuals and organizations especially in security forces of a democratic country at current times characterized by uncertainty and instability in organizational, national, regional and global levels in terms of socio-economy and resource allocation and distribution, which have direct and indirect relation with security as a whole.

6.10 Findings on effecting elements for the development of police officers in Nepal

Table 12. Effective Elements for the Development of Police leadership

S. N.	Effecting Elements	Missing %	Strongly Disagree %	Disagree %	Neutral %	Agree %	Strongly Agree %	Mean
1.	Professional Trainings	0.63	0.00	3.42	27.63	46.44	21.87	3.85
2.	Act & Regulation	0.54	3.24	10.62	14.58	53.83	17.19	3.69
3.	Officer's Professional Integrity towards Service Himself	0.63	1.98	8.01	30.06	37.17	22.14	3.68
4.	Challenging Job	0.45	1.53	7.29	28.26	48.87	13.59	3.64
5.	Respect & Recognition of Talent	0.63	1.17	12.06	28.62	34.83	22.68	3.64
6.	Fair Competition & Evaluation	0.54	4.05	14.85	21.33	31.95	27.27	3.62
7.	Educational Level	0.45	1.71	8.64	29.97	43.47	15.75	3.62

8.	Charismatic leader Situation	0.72	6.03	7.38	22.50	43.83	19.53	3.61
9.	Field Experience	0.99	1.62	12.15	26.64	42.21	16.38	3.57
10.	Division of Labor, Decentralization & Accountability	0.63	1.53	8.01	34.38	42.12	13.32	3.56
11.	Positive Role & Attitude of Supervisor	0.81	1.98	11.88	28.44	40.32	16.56	3.55
12.	Enthusiasm/Attraction towards Service	0.81	1.62	10.53	33.75	37.80	15.48	3.53
13.	Organizational Grooming	0.72	1.53	12.96	31.77	37.17	15.84	3.51
14.	Positive Attitude of Subordinate & Staffs	1.08	1.71	13.41	30.42	37.17	16.20	3.50
15.	Career Development	0.63	2.16	10.71	37.53	36.27	12.69	3.45
16.	The Role of Time, Place & Situation	0.99	2.43	11.79	34.47	38.88	11.43	3.42
17.	Blessing from Political Power Centre	0.63	15.75	11.34	6.48	45.00	20.79	3.42
18.	Money	0.54	14.85	9.27	9.54	49.77	16.02	3.41
19.	Organizational Behavioral Culture	0.90	1.98	12.42	37.17	37.98	9.54	3.38
20.	Job Security	0.54	6.84	12.87	35.73	33.57	10.44	3.26
21.	Inspired by previous philosophy and role mod	0.72	3.60	18.09	39.96	31.14	6.48	3.17
22.	Socio-Culture Background	0.54	4.23	17.64	43.56	28.26	5.76	3.12
23.	Luck	0.72	21.78	28.17	24.03	21.42	3.87	2.55
24.	By birth	0.90	23.22	34.83	26.55	10.62	3.87	2.34

Source: Field Survey

In the table 12 the results represent 1. Professional trainings (3.85); 2. Act & regulation (69); 3. Officer's professional integrity towards service himself (3.68); 4. a Challenging job (3.64); 4.b Respect and recognition of talent (3.64), 5.a Fair competition and evaluation(3.62); 5.b Educational level(3.62); 6. Charismatic leadership situation (3.61) and 7. Field experience (3.57), which are seven highest rated elements. Their role should be crucial in the development of police leadership in the country. The survey result also indicates that police leadership development should not be affected by birth, luck, money and blessing from political party.

7. Findings from Interviews

Twenty one veteran intellectuals, administrative and security executives who took part in this study as in-depth interviewees are part of a diverse personality in terms of their expertise, experience and effective potentiality regarding this research. In the interview, a total of 21(mail 19 and 2 female) veterans were targeted on the basis of their proven talent in respective fields and expertise. Their insights, ideas, views and perceptions are presented as a collective basket of firmed experience and ground realities.

Most of the respondents expressed their perception and views on police leadership development that system is not stable and firmed. 'Yes-man' attitude has increased in the country since the restoration of democracy in 1990 and mushrooming with the beginning of the post conflict transitional status in the country. A few became the double edged agents to take the undue advantage of transitional status of the country. They had emphasized that youth leaders must have forsaken their logical visualizations, instead of being a silent watcher on a mute "Yes-man" attitude. Promotions of the incompetent and wrong people who were not fit for the rank and mandates they held. Professionalism, values and norms of the security forces have been superseded by unprofessionalism and unethical politicization for personal benefits. Professional executives and commanders have been placed under the command-ship of untrained and nonprofessional personalities who were not developed nor converted but inverted with the interest of a few senior leaders' private interest and benefits. Surprisingly, the most leaders have common interest towards earning money by hook or by crook.

Some had uttered to develop and enhance capabilities of the national army for its dual roles of dealing with both conventional and low-intensity military and insurgency. Furthermore, national veterans and intellectuals are not honored and used properly. If incompetent and unprofessional personnel get to the senior executive position, he/she knells down before the political power and becomes hesitant before them. Such sycophant executive cannot work for the sake of organization. As a result of the leaderships, whole institution and the nation become weaker.

Leaders live in glass house where all activities are observed by their peers, subordinates and staffs. The party politicization and security -crime nexus must not be encouraged. Instead of statesmanship, clan dominating system and external intervention may increase social unrest, class conflict and poverty-gap and country will be pushed towards a failed state. It can be harmful in national, regional and global security arenas gradually.

Furthermore, men/women in uniform and veterans should not be compared with other services. Their dependent family members must provide the basic needs to enable them a dignified living in community, so that they will not shake hands with 'Gundas' (hooligans), smugglers, and criminals. Most respondents were univocal that exception always may take place, but the lesson learned from the past should be assured and corrected timely for better execution in present in

visualizing the future needs and threats. A just smooth careerism with the values, norms and needs of organization may lead the whole organization to accomplish the mandated missions efficiently with a high morale. The system based leadership career development strategy should be adopted in copying the people's expectation and meeting the needs of the organization.

8. Findings on comparative average tenure of key heads of the government and police administrations, based on secondary data

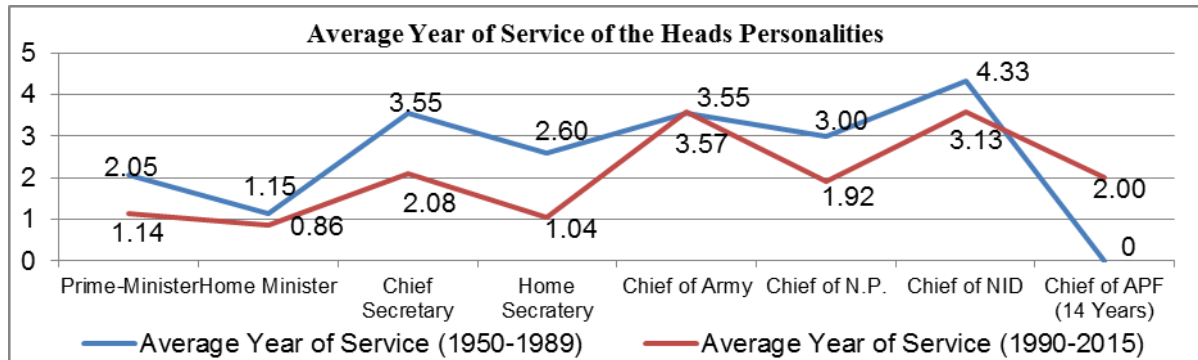


Figure 3. Average year of service
Source: compiled from secondary data

The table pertaining to Figure 3 is shown in ANNEX VI. Figure 3 is displaying the situation that how the police administration was evaluated by the people. It shows the period of before restoration of democracy and after the restoration of democracy and the comparison of the two periods found no significant difference. This is revealed in the frequent change on the top police leadership in the role of Prime minister, Home Minister, Chief Secretary, Home Secretary, Chief of Nepal Police (NP), Chief of Armed Police Force (APF) and Chief of National Investigation Department (NID).

The observation of police leadership from last 65 years shows frequent changes in a short period of time. The period can be divided into two types of political systems. The previous is party less kingship political system (1950 to 1990) and second is multiparty kingless political system (1990 to June, 2015). In the comparison of secondary data of the key heads of the government and national security administration, it can be visualized that in part one where highest average tenure was 4.33 years for chief of National Investigation department, whereas 3.57 years were for both Chief of Army and chief of Investigation Department in part two. In comparison between parts one and two almost all heads' average tenure are decreased except Chief of Army which remains moderately stable.

The average service tenure for Chief of NP was 3 years in part one, but declining in part two the present average tenure is 1.92 years. The figure only represents the status but the concern of all executive levels the situation is huge and alarming. Since the last decades, the scenario is worsening and the situation may prevail hopeless and imbalanced in the days ahead if visionary leadership development career plan and evaluation system may not be introduced in national security administration. It is experienced that the scenario is expensive whereas professional quality and output are superficial and unsteady. Meanwhile, 30 year service tenure is symbolized 'BLACK DAY' in NP and NID and the same applies in APF. Since the execution of this system almost 12 Chiefs have been retired in NP. In APF the system was imposed in 2009 and 4 Chiefs were retired by 2012 and a technician without the security trainings and command is in vital position who was enrolled for the architect engineer service who was appointed in the crucial role and responsibility by Maoist led government in 2012.

The post of heads and executives are being economically unproductive, professionally valueless and no accountability, and physically and personally ceremonial. Furthermore, newly appointed top executives need time for socialization and orientation. The study shows that when they become socialized before execution of the security policies and strategies, they become terminated or replaced. The same cycle repeats in the cases of top brass security executives. Effectiveness in operation of delivering of public services of people depends on the tenure of administrators; studies frequently change in administration, and political systems have differentiated the delivering system of service, safety and security of the people. Research concluded that senior executives spend their time and days not in security research, planning and administration but in socialization and personal networking. There is no stability in security administration. Security sector's re-engineering and development is the prime need for lasting peace, and reliable security and sustainable development of the nation.

30 years' service tenure, politicization in promotion of police executives, poor professionalism, ceremonial leadership development tendency, bad money matter, 'Yes-men' attitude in police leaderships and external pressure are major lapses and negligence from the senior leaders are the root cause and consequences for weakening security and harassment to the police leaderships. This is the emerging challenge against democratic norms, values and notion in the country. Ultimately, people and country have had to suffer. Thus, police administration should be focused to develop and prepare the police and police leaderships with the pace of shifting paradigm from state centric approach towards the human centric with long-term vision and comprehensive strategies. The police executives are required to have a high level of ethical commitment not only as job or profession. Police leaderships should apply the self-actualization for the

betterment and trustworthy image of services. They must dare to convince political leaders and people to be aware for securities from any types of threats.

Since the last few years, the decision taken by respective government has been challenging in the court by police officers and personnel. On the other hand, the order realized by the Supreme Court is not being implemented. On 24th September, 2014 in Certioraryfied Mandamus Write Petition of Writ No. 071-WO-0078 of the year 2014 the Supreme Court ordered to promote and appoint the victims/ petitioners: Deputy Inspector Generals of Nepal Police: Yadav Adhikari, Parshuram Kharti, Sushilbar Singh Thapa, and Bishworaj Singh Shahi in the post of Additional Inspector General of Nepal Police if there are vacant else create the posts for them. On December 8th, 2014 the Supreme Court Judgment Execution Directorate followed execution and re-ordered to the concern agencies about the execution of the order but not implemented. Similarly, a series of writ on 'Contempt' are against the decision taken by armed police authorities. Writ no 1305 forced deployment (Petitioner Assistant Head Constable Indra Bahadur Pubachhane Magar), writ no 1305 'Contempt', Writ no 069 WO 1428 and 0269 case against illegal transfer and replacement (petitioner - Deputy Superintendent Engineer Naniram Humagain) represents merging cases in APF. However, a series of examples are there that most of them are not knocking the door of the court and does not mean that decisions are fair, acceptable and ethical. These are only few indications for injustice and lack of faith in commanders and police administrations.

9. Conclusion

The police service today is much more scientific, professional, and bounded with legal and moral accountability. Unethical decisions taken by anyone, anytime and anywhere is wrong. Avoiding the conflict, tolerating the humiliation and injustice, not registering the case in court are weaknesses of democratic government and should not be underrated any more. This is the sum of professionalism, if the truth fails with conspiracy and no one thinks to be accountable, leadership would not be a position in ethical policing in real democratic notion in any country. Leading from front is essential in security forces of developing country like Nepal. A democratic developing country needs to develop police organizations making them capable to respond the changing paradigms. On the other hand, professionalism, values and norms have been superseded by unprofessionalism. They tune their lips in the matter of money making game. The drives of change could be values based on 'intelligence-led policing' followed by public partnership'(Shrestha, 2015) and 'transformational leaderships' followed by participative/ democratic, authentic and strategic models. Additionally, the study also indicates that professionalism values and norms should not be suppressed by unprofessionalism, and the leadership development should not be affected by blessing from political party and money. Due to the poor and inefficient leadership as discussed, the police administrations have to be able to deliver the professionals needed by the community and nation. Therefore, it is essential that both police services must be revitalized so that delivery to the people and nation can be ensured and the country is welfare-state. Leadership should be bounded by 'RARA': Role, Responsibility, Resources and Accountability. The universal values, norms and legal procedures can be the tools to tighten the national security forces in federal democratic notion of the country. If the truth is bitter, let us swallow it is bitter to cure the maladies timely.

Acknowledgement

Sincere gratitude and hearty salutation to all respondents, research supervisors and mentors Prof. Dr. Anant Lal Karan, Prof. Dr. Sateesh K. Ojha, Shivram Pandey, Dr. Shiv Ram Dhakal, Dr. Chuda B. Shrestha, Dr. Yushodhama Tripathi, Dr. Indrajit Rai, former Chief of National Investigation Department Mr. Deviram Sharma, Dr. Khagendra Ojha, Engineer Bhavesh Shrestha for their valuable guidelines, and inspirations in this academic research. My sincere salutation to the Singhania University Rajasthan, India for providing the opportunity and supervision. In addition, I am grateful for insightful suggestions and supervision provided by their reviewers for JIELS publication. Finally, my hearty gratitude to Mr. Narendra Pokhara, Mr. Rajan Budhathoki and the core family members, relatives; for their immense support, cooperation and understanding.

Reference

- Baba, S.S. (1993). *Love and leadership*. In Saiba's Mahavakya on leadership. Chibber M.L.(1999). Sri Sathya Sai Books and Publications Trust, India. ISBN- 81-7208-180-4.
- Baral, L. R., Hachhethu, K. & Sharma H. (2001). *Leadership in Nepal (A pilot study)*. Nepal Centre for Contemporary Studies in Cooperation of the Embassy of Finland, Kathmandu Nepal. ISBN 81-87392-23-1
- Bass, B.M. (1990). *From transactional to transformational leadership: Learning to share the vision*. Organizational Dynamics, 18 (3), 19-31.
- Bass, B. M. (2008). *The Handbook of Leadership Part A*. New York: Free Press.
- Bass, B.M.& Avolio, B.J. (1994) Improving organizational effectiveness through transformational leadership. Thousand Oaks, CA: Sage Publications
- Bhattarai, R. (2010). *Broadening Nepal's security agenda: armed conflict, migration and environmental perspectives*. In R. B. Wagle (Ed.), *Emergency Security Challenges of Nepal*. Kathmandu, Nepal: Nepal Institute for Polciy Studies.
- Brahma Kumaries. (n.d.). www.brahmakumaris.org. (B. K. University, Producer) Retrieved June 6th, 2015, from Brahma Kumaries: <http://www.brahmakumaris.org/whoweare/brahmababa.htm>
- Burns, J.M. (1978). *Leadership*. New York: Harper & Row.

- Chibber, M.L. (1999). *Saiba's mahavakya on leadership*. Sathya Sai Books and Publications Trust, India. ISBN- 81-7208-180-4.
- Covey, S. (2007, Sep. 23). *Leadership Development* . (S. Khan, Interviewer)
- Creswell, J. W. (2009). *Reserach design-qualitative, quantitative, and mixed methods approaches 6th printing 2012 (3rd ed.)*. New Delhi: Vivek Mehara SAGE Publications India Pvt Ltd.
- David V. Day& Jhon Antonakis (Ed.), (2012). *The Nature of Leadership 2nd Edition*, edited by SAGE publication. Figure 1.1, Page 7.
- Dobby, J., Anscombe, J. and Tuffin, R. (2004) 'Police leadership: expectations and impact', London: Home Office Online Report 20/04.
- Dolezalek, H. (2005). *Industry Report*. Training , 42, 14–28
- Janet A. Simons, D. B. (1987). *web.archive.org*. (I. A. Machine, Producer) Retrieved April 30th, 2015, from Internate Archive :
<https://web.archive.org/web/20100211014419/http://honolulu.hawaii.edu/intranet/committees/FacDevCom/guidebk/teachtip/maslow.htm>
- Jim Isenberg, P. (2010). *Police leadership in a democracy*. Taylor and Francis Group, LLC.
- Kalam, A. R. (2006). Inaguration speech. In N. The global Open University, Police Reform Part-2 (2008) M. Phil in Police Administration Self Instruction Material. The global Open University, Nagaland.
- K.C., B. B. (2014, May 14). <http://www.tinepal.org>. Retrieved from Transparency International Nepal:
http://www.tinepal.org/tmp-content/uploads/2014/05/2014_NISNepal_EN.pdf
- Litchtheim, M. (1973). *Ancient Egyptian Literature: The Old and Middle Kingdoms*. University of California Press.
- Khatiwada, Y. R. (2014, March 27). *Cooperatives, Economic Democracy and Human Security: Perspectives from Nepal*. Retrieved from Nepal Rastra Bank: http://www.nrb.org.np/ofg/events_ofg/Governor's_Speeches-Governor's_Presentation_Paper_at_1st_National_Cooperative_Congress_a.pdf
- Lord, R.G., Devader, C.L., and Alliger, G.M. (1986) A meta-analysis of the relation between personality traits and leadership perception: An application validity generalization procedures. *Journal of Applied Psychology*, 71,402-410
- Matt Tomlinson; Wendy Smith; Lenore Manderson (2012). "4. Brahma Kumaris: Purity and the Globalization of Faith". *Flows of Faith: Religious Reach and Community in Asia and Pacific*. Springer Science + Business Media. HYPERLINK "http://en.wikipedia.org/wiki/International_Standard_Book_Number" \o "International Standard Book Number" ISBN HYPERLINK "<http://en.wikipedia.org/wiki/Special:BookSources/978-94-007-2931-5>" \o "Special:BookSources/978-94-007-2931-5" 978-94-007-2931-5 .
- MeeseIII, P.J. Ortmeier & Edwin (2010). *Leadership, Ethics, and Policing- challenges for the 21st Century 2nd edition*. New Jersey: Pearson Prentice Hall.
- Melton, J. Gordon; Baumann, Martin (2010). *Religions of the World. A Comprehensive Encyclopedia of Beliefs and Practices*. ABC-CLEO, LLC. pp. 383–384. HYPERLINK "http://en.wikipedia.org/wiki/International_Standard_Book_Number" \o "International Standard Book Number" ISBN HYPERLINK "<http://en.wikipedia.org/wiki/Special:BookSources/9781576072233>" \o "Special:BookSources/9781576072233" 9781576072233
- Mills, D. Q. (2005). Retrieved April 30th, 2015, from <http://www.cafanet.com/LinkClick.aspx?fileticket=qwswe8roe74%3D&tabid=96>
- Modi, N. (2014). *Text of prime minister Shri Narendra Modi's Speech at All India Conference of Director Generals/Inspector Generals of Police at Guwahati*. Retrieved April 22nd, 2015, from <http://www.narendramodi.in/textof-prime-minister-shri-narendra-modis-speech-at-all-india-conference-of-director-generalsinspector-generals-of-policeat-guwahati/>
- Moran, B. (1992). *Library trend..* 40(3), 377-80. Retrieved from https://www.ideals.illinois.edu/bitstream/handle/2142/7786/librarytrendsv40i3b_opt.pdf?sequence=1
- Nepal Police. (n.d.). <http://www.nepalpolice.gov.np/>. Retrieved May 30, 2015, from Nepal Police: <http://www.nepalpolice.gov.np/women-children-service-directorate.html>
- Nepalese Army. (n.d.). <http://www.nepalarmy.mil.np/>. (N. Army, Producer) Retrieved May 30, 2015, from Nepalese Army: <http://www.nepalarmy.mil.np/wia.php>
- Puig, E. (2012, September 27). <http://www.iss.europa.eu/>. Retrieved April 30th, 2015, from European Union Institute for Security Studies: <http://www.iss.europa.eu/publications/detail/article/the-importance-of-domestic-security-apparatus-in-chinas-leadership-transition/>
- Rai, I. (2006). *Human Security:poverty alleviation, education and halth services(A Nepal Perspective) in baral, L(ed), Non-Traditonal Securiry, State , society and Democracy in south Asia*. New Delhi: Adroit.
- Roberson, M. L. (2007). *Policing today and tomorrow*. Upper Saddle River, , New Jersey 07458, USA: Pearson Education, Inc.

- Salas, E. and Cannon-Bowers, J.A. (2001). *The Science of Training: A Decade of Progress*. Annual Review of Psychology, 52, 471–99.
- Security Sector Agency Modernization High-level Action Committee Report - *unpublished* (2012).
- Sharma Wagle, G. (2010). *New challenges for National Security in the changed Context: armed conflict, migration and environmental perspectives*. In R. B. Wagle (Ed.), *Emergency Security Challenges of Nepal*. Kathmandu, Nepal: Nepal Institute for Polciy Studies.
- Shrestha, C. B. (2004). *Nepal coping with maoist insurgency-conflict analysis and resolution*. Kathmandu: ChetanaLokshum.
- Shrestha, T. M. (2015). Policing *Challenged and people's expectations*. International Journal of Education & Literacy Studies, 3(2). doi:doi:10.7575/aiac.ijels.v.3n.2p.7
- Sis. B.K. Usha (2002). *Self Managing Leadership*. Literature Department, Pandav Bhawan, Mt. Abu.
- Stogdill, R. M. (1974). *Handbook of leadership (1st Ed.)*. New York: Free Press.
- Swami Vivekanand (ND). *Swami Vivekananda-his call to the nation*. The General Secretary Ramkrishna Math and Mission May, 2011. West Bengal, India. ISBN-978-81-7505-018-7
- Tancredi, N. (2013, July 23). Effective Leadership Practices in Public Safety Organizations Effective Leadership Practices in Public Safety Organizations. Retrieved May 30th, 2015, from http://www.academia.edu/4415415/Effective_Leadership_Practices_in_Public_Safety_Organizations
- Tancredi, N. (2013, December). *Improving the image and reputation of the security profession*. International foundation for protection officer. Retrieved May 30, 2015, from http://www.ifpo.org/wp-content/uploads/2013/08/Tancredi_Reputation.pdf
- Vicere, A. and Fulmer, R. (1996). *Leadership by Design*. Harvard Business SchoolPress, Boston, MA.
- Wren, J.T. (1995). *The leader's companion: Insights on leadership through the ages*. New York: The Free Press.
- Yukl, G. (1989). *Managerial leadership: a review of theory and research*. Journal of Management 15 (2), pp. 251-89.
- Zaccaro, S. J., Kemp, C., & Bader, P. (2004). *Leader traits and attributes*. In J. Antonakis, A. T. Cianciolo, & R. J. Sternberg (Eds.). *The nature of leadership* (pp. 101-124). Thousand Oaks, CA: Sage.

ANNEX I

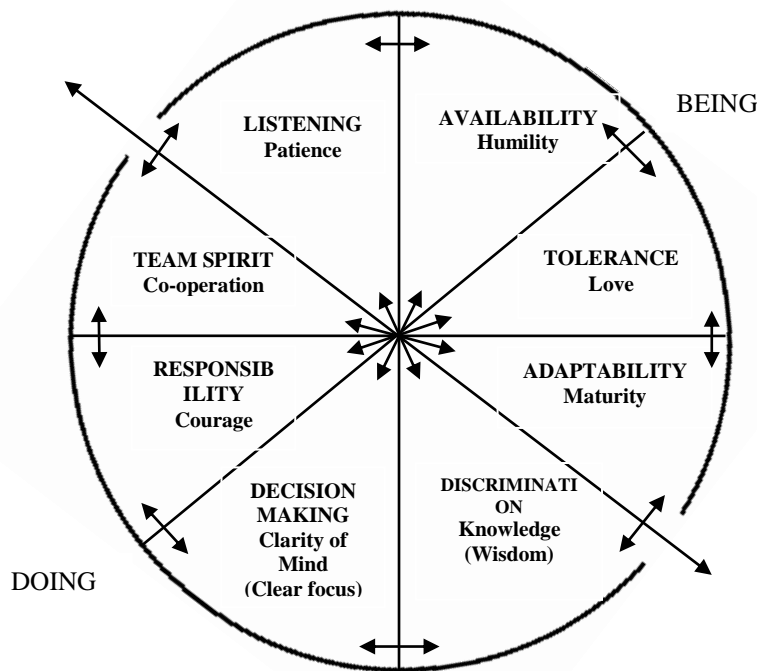
Studies of Leadership Traits and Characteristics

Stogdill	Mann	Stogdill and Alliger	Lord De Vader and Locke	Kirkpatrick Kemp, and Bader	Zaccaro
(1948)	(1959)	(1974)	(1986)	(1991)	(2004)
Intelligence	Intelligence	Achievement	Intelligence	Drive	Cognitive ability
Alertness	Masculinity	Persistence	Masculinity	Motivation	Extroversion
Insight	Adjustment	Insight	Dominance	Integrity	Conscientiousness
Responsibility	Dominance	Initiative		Confidence	Emotional stability
Initiative	Extroversion	Self-confidence		Cognitive ability	Openness
Persistence	Conservative	Responsibility		Task Knowledge	Agreeableness
Self-confidence		Cooperativeness			Motivation
Sociability		Tolerance			Social intelligence
		Influence			Self-monitoring
		Sociability			Emotional
					Problem solving

Source: Adapted from: "The Bass of Social Power," by J. R. P. French, J. R. P. and B. Raven, 1962, in D. Cartwright(Ed.), Group Dynamics: Research and Theory (pp. 259), New York: Harper and Row; Zaccoro, Kemp, Bader (2004).

ANNEX II

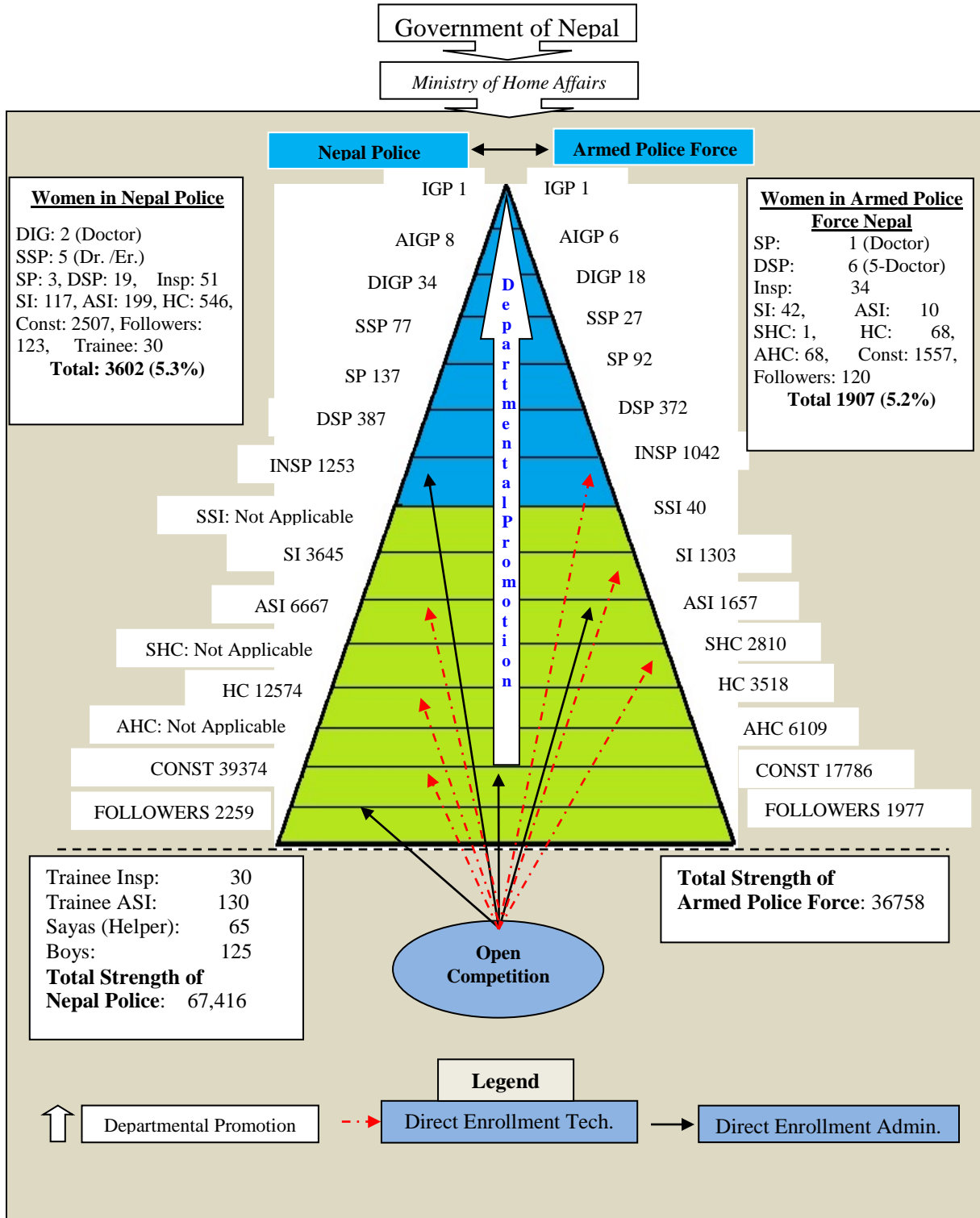
The Eight Attitudes of Effective Leader



Source: Sis. B.K. Usha (2002). Self Managing Leadership. Literature Department, Pandav Bhawan, Mt. Abu.

ANNEX: III

Prevailing Status of Women Personnel in Police forces of Nepal



Source: Nepal Police and Armed Police Force HQs. (April, 2015)

ANNEX IV

Independent Sample T-Test with Gender

SN	Leadership Style		F	Sig.	t	df	Sig. (2-tailed)
1.	Authentic	Equal variances assumed	6.009	.014	1.453	1106	.147
		Equal variances not assumed			1.301	180.535	.195
2.	Participative/ Democratic	Equal variances assumed	.908	.341	-976	1106	.329
		Equal variances not assumed			-952	190.029	.342
3.	Situational	Equal variances assumed	.006	.940	-1.702	1106	.089
		Equal variances not assumed			-1.710	194.000	.089
4.	Strategic	Equal variances assumed	2.170	.141	.423	1106	.672
		Equal variances not assumed			.408	188.718	.684
5.	Supportive	Equal variances assumed	.015	.904	-1.456	1106	.146
		Equal variances not assumed			-1.448	192.688	.149
6.	Task-Oriented	Equal variances assumed	6.042	.014	.212	1106	.832
		Equal variances not assumed			.194	182.817	.847
7.	Transformational	Equal variances assumed	5.893	.015	-1.755	1106	.080
		Equal variances not assumed			-1.661	186.491	.098

Source: Field Survey

One way ANOVA Test with Age, Education, Occupation & Designation

SN	Leadership Style		AGE		EDUCATION		OCCUPATION		DESIGNATION	
			F	Sig.	F	Sig.	F	Sig.	F	Sig.
1.	Authentic	Between Groups	2.398	.026	1.070	.379	3.999	.046	3.013	.010
		Within Groups								
		Total								
2.	Participative/ Democratic	Between Groups	.379	.893	1.638	.133	1.815	.178	2.325	.041
		Within Groups								
		Total								
3.	Situational	Between Groups	1.401	.211	.258	.956	1.332	.249	2.272	.045
		Within Groups								
		Total								
4.	Strategic	Between Groups	.959	.452	4.757	.000	10.038	.002	3.047	.010
		Within Groups								
		Total								
5.	Supportive	Between Groups	.597	.733	1.966	.068	1.583	.209	1.127	.344
		Within Groups								
		Total								
6.	Task-Oriented	Between Groups	.808	.564	2.321	.031	9.222	.002	4.531	.000
		Within Groups								
		Total								
7.	Transformational	Between Groups	1.434	.198	.951	.457	.120	.729	1.851	.100
		Within Groups								
		Total								

Source: Field Survey

ANNEX: V

Crosstab analysis on of Leadership style in the basis of different demography

Crosstab with Age Group by Leadership Style

S.N.	Leadership Style	Age Group	Rating					
			Missing %	Strongly disagree %	Disagree %	Neutral %	Agree %	Strongly agree %
1.	Transformational	Missing	-	-	0.18	0.27	0.27	0.27
		20-30	0.18	0.36	1.08	1.71	9.99	9.72
		31-40	0.09	0.36	1.08	2.61	14.04	9.36
		41-50	0.45	0.63	0.45	2.52	15.93	8.01
		51-60	-	0.09	1.08	1.17	9.90	3.60
		61-70	-	0.09	0.09	0.18	2.43	1.08
		70 & above	0.09	-	-	-	0.36	0.27
2.	Authentic	Missing	-	-	0.09	0.09	0.45	0.36
		20-30	0.18	0.18	1.26	3.96	12.96	4.50
		31-40	0.27	0.54	0.54	4.86	14.58	6.75
		41-50	-	0.27	1.35	3.51	14.13	8.73
		51-60	-	-	0.54	2.43	9.09	3.78
		61-70	-	0.18	0.09	0.54	2.07	0.99
		70 & above	0.09	0.09	-	-	0.45	0.09

3.	Participative/ Democratic	Missing	-	0.09	0.09	-	0.54	0.27
		20-30	0.09	0.72	1.62	1.89	12.15	6.57
		31-40	0.09	0.72	2.70	2.52	13.86	7.65
		41-50	0.18	0.90	1.71	2.61	15.12	7.47
		51-60	-	0.09	1.53	1.71	8.19	4.32
		61-70	-	0.09	0.27	0.09	2.25	1.17
		70 & above	0.09	-	0.09	-	0.27	0.27
4.	Strategic	Missing	-	0.09	0.18	0.18	0.45	0.09
		20-30	0.18	0.54	1.08	5.31	10.17	5.76
		31-40	0.27	0.63	1.89	6.12	12.51	6.12
		41-50	0.18	0.36	2.43	5.13	14.58	5.31
		51-60	0.36	0.27	0.72	2.79	8.82	2.88
		61-70	0.09	0.09	0.36	0.54	1.89	0.90
		70 & above	0.09	-	0.09	0.09	0.36	0.09
5.	Task-Oriented	Missing	-	-	0.27	0.27	0.36	0.09
		20-30	0.09	0.18	1.89	6.03	10.35	4.50
		31-40	0.27	0.81	1.62	6.39	13.14	5.31
		41-50	0.36	0.27	2.07	4.95	14.13	6.21
		51-60	0.09	0.36	0.99	4.14	7.29	2.97
		61-70	-	0.18	0.09	0.81	2.25	0.54
		70 & above	0.09	-	-	0.09	0.27	0.27
6.	Supportive	Missing	-	-	0.09	0.09	0.72	0.09
		20-30	0.45	0.27	1.26	6.66	9.81	4.59
		31-40	0.36	0.72	1.26	7.92	12.42	4.86
		41-50	0.27	0.81	1.71	7.20	12.87	5.13
		51-60	0.27	0.09	1.17	3.96	8.10	2.25
		61-70	0.09	0.18	0.09	0.54	2.07	0.90
		70 & above	0.09	-	-	0.36	0.18	0.09
7.	Situational	Missing	-	0.09	0.27	0.18	0.36	0.09
		20-30	0.27	0.36	1.80	7.47	9.18	3.96
		31-40	0.36	0.45	2.43	11.07	8.91	4.32
		41-50	0.18	0.54	3.51	9.63	11.61	2.52
		51-60	0.27	0.27	1.17	4.77	7.83	1.53
		61-70	-	0.09	0.36	0.99	1.98	0.45
		70 & above	0.09	-	-	0.18	0.45	-

Source: Field Survey

Crosstab with Education Group by Leadership Style

S.N.	Leadership Style	Age Group	Rating					
			Missing %	Strongly disagree %	Disagree %	Neutral %	Agree %	Strongly agree %
1.	Transformational	Missing	-	-	0.09	0.27	0.63	0.27
		Under SLC	0.09	0.09	0.18	0.18	2.07	0.63
		SLC-10+2/I.A.	0.18	0.27	0.63	0.54	6.48	3.69
		Bachelor	0.27	0.81	1.17	3.24	15.75	11.88
		Master	0.27	0.36	1.80	4.05	26.64	15.03
		PhD	-	-	0.09	0.18	1.26	0.63
		If Any	-	-	-	-	0.09	0.18
2.	Authentic	Missing	-	-	0.09	0.18	0.81	0.18
		Under SLC	-	0.18	0.18	0.72	1.71	0.45
		SLC-10+2/I.A.	-	0.09	0.54	2.25	6.21	2.70
		Bachelor	0.36	0.36	1.35	4.32	18.18	8.55
		Master	0.18	0.63	1.53	7.74	25.29	12.78
		PhD	-	-	0.18	0.09	1.35	0.54
		If Any	-	-	-	0.09	0.18	-
3.	Participative/ Democratic	Missing	-	0.09	-	0.18	0.63	0.36
		Under SLC	-	0.36	0.18	0.63	1.53	0.54
		SLC-10+2/I.A.	0.09	0.18	0.99	1.26	6.39	2.88
		Bachelor	0.18	0.90	2.88	3.33	16.74	9.09
		Master	0.18	1.08	3.69	3.42	25.92	13.86
		PhD	-	-	0.18	-	1.17	0.81
		If Any	-	-	0.09	-	-	0.18

4.	Strategic	Missing	-	0.09	0.18	0.27	0.63	0.09
		Under SLC	-	0.09	0.27	1.26	1.35	0.27
		SLC-10+2/I.A.	0.36	0.54	1.26	3.06	4.59	1.98
		Bachelor	0.45	0.27	2.70	6.03	17.10	6.57
		Master	0.18	0.99	2.25	9.45	23.67	11.61
		PhD	-	-	-	0.09	1.26	0.63
		If Any	-	-	-	-	0.18	-
5.	Task-Oriented	Missing	-	-	-	0.36	0.90	-
		Under SLC	-	0.18	0.45	0.90	1.17	0.54
		SLC-10+2/I.A.	0.18	0.18	1.35	2.88	5.49	1.71
		Bachelor	0.36	0.63	2.16	7.56	15.93	6.48
		Master	0.18	0.72	2.88	10.53	23.04	10.80
		PhD	0.18	0.09	0.09	0.36	1.08	0.36
		If Any	-	-	-	0.09	0.18	-
6.	Supportive	Missing	-	-	-	0.09	0.99	0.18
		Under SLC	0.18	0.36	0.09	0.72	1.35	0.54
		SLC-10+2/I.A.	0.18	0.27	0.81	2.79	4.86	2.88
		Bachelor	0.72	0.72	2.07	9.00	15.03	5.58
		Master	0.27	0.72	2.34	13.59	22.86	8.37
		PhD	0.18	-	0.27	0.45	0.90	0.36
		If Any	-	-	-	0.09	0.18	-
7.	Situational	Missing	-	0.09	0.18	0.18	0.63	0.18
		Under SLC	-	-	0.45	0.99	1.62	0.18
		SLC-10+2/I.A.	0.18	0.18	1.62	3.87	4.41	1.53
		Bachelor	0.63	0.81	2.61	11.70	12.78	4.59
		Master	0.18	0.72	4.50	16.92	19.89	5.94
		PhD	0.18	-	0.18	0.54	0.81	0.45
		If Any	-	-	-	0.09	0.18	-

Source: Field Survey

Crosstab with Gender Group by Leadership Style

S.N.	Leadership Style	Age Group	Rating					
			Missing %	Strongly disagree %	Disagree %	Neutral %	Agree %	Strongly agree %
1.	Transformational	Male	0.63	1.26	3.78	6.84	47.79	26.19
		Female	0.18	0.18	0.18	1.62	5.13	5.94
		If Any	-	0.09	-	-	-	0.18
2.	Authentic	Male	0.36	0.81	3.87	12.33	47.25	21.87
		Female	0.18	0.45	-	2.97	6.39	3.24
		If Any	-	-	-	0.09	0.09	0.09
3.	Participative/ Democratic	Male	0.36	2.52	6.57	7.47	46.80	22.77
		Female	0.09	0.09	1.35	1.35	5.58	4.77
		If Any	-	-	0.09	-	-	0.18
4.	Strategic	Male	0.99	1.71	6.03	16.38	43.56	17.82
		Female	0.18	0.27	0.72	3.78	5.04	3.24
		If Any	-	-	-	-	0.18	0.09
5.	Task-Oriented	Male	0.72	1.62	5.58	19.44	42.75	16.38
		Female	0.18	0.18	1.26	3.24	4.95	3.42
		If Any	-	-	0.09	-	0.09	0.09
6.	Supportive	Male	1.35	1.80	5.04	22.95	40.86	14.49
		Female	0.18	0.18	0.54	3.78	5.22	3.33
		If Any	-	0.09	-	-	0.09	0.09
7.	Situational	Male	1.08	1.62	8.46	29.88	35.10	10.35
		Female	0.09	0.18	1.08	4.41	5.04	2.43
		If Any	-	-	-	-	0.18	0.09

Source: Field Survey

Crosstab with Occupation Group by Leadership Style

S.N.	Leadership Style	Age Group	Rating					
			Missing %	Strongly disagree %	Disagree %	Neutral %	Agree %	Strongly agree %
1.	Transformational	Security Officer	0.27	0.36	0.81	1.35	17.46	7.83
		Public/Private	0.54	1.17	3.15	7.11	35.46	24.48
2.	Authentic	Security Officer	-	0.36	1.26	2.79	16.02	7.65
		Public/Private	0.54	0.90	2.61	12.60	37.71	17.55
3.	Participative/ Democratic	Security Officer	0.09	1.08	1.17	1.80	16.29	7.65
		Public/Private	0.36	1.53	6.84	7.02	36.09	20.07
4.	Strategic	Security Officer	0.18	0.36	1.89	3.24	15.84	6.57
		Public/Private	0.99	1.62	4.86	16.92	32.94	14.58
5.	Task-Oriented	Security Officer	0.09	0.63	1.53	4.32	15.12	6.39
		Public/Private	0.81	1.17	5.40	18.36	32.67	13.50
6.	Supportive	Security Officer	0.27	0.54	1.26	6.93	14.31	4.77
		Public/Private	1.26	1.53	4.32	19.80	31.86	13.14
7.	Situational	Security Officer	0.09	0.45	2.34	10.17	11.16	3.87
		Public/Private	1.08	1.35	7.20	24.12	29.16	9.00

Source: Field Survey

ANNEX: VI**Head Personalities**

Description	Part One 1950 to 1989 (39 Years)			Part Two 1990 to 30th of May 2015 (25 Years)		
	Total Number	Average Year of Service	Number of Person Repeated	Total Number	Average Year of Service	Number of Person Repeated
Prime-Minister	19	2.05	6	22	1.14	5
Home Minister	34	1.15	6	29	0.86	5
Chief Secretary	11	3.55	0	12	2.08	0
Home Secretary	15	2.60	1	24	1.04	2
Chief of Army	11	3.55	0	7	3.57	0
Chief of Nepal Police	13	3.00	0	13	1.92	1
Chief of National Investigation Department	9	4.33	2	8	3.13	1
Chief of Armed Police Force (14 Years)	Not Established	Not Established	Not Established	7	2.00	0

Source: Office of Prime Minister and Council of Ministers of Nepal, Ministry of Home Affairs of Nepal, http://en.wikipedia.org/wiki/List_of_Prime_Ministers_of_Nepal, Editor/Publisher-Gopal Budhathoki, Sanghu Saptahik (Sanghu Weekly Nepal).