



INFORMATION CAPSULE

Research Services

Vol 2101
October 2021

Andrea Tirado, MS
Aleksandr Shneyderman, EdD

College Enrollment Patterns and Results of M-DCPS 2015-2016 Graduating Cohort

At a Glance

This Information Capsule utilized National Student Clearinghouse and Senior Exit Survey data to report on the post-secondary plans and college enrollment of Miami-Dade Public Schools' graduates who were part of the 2015-2016 cohort. M-DCPS' four-year graduation rate for students enrolled for the first time in the Fall of 2016 was 47%. This rate was almost two percentage points higher than the national rate in 2014, as reported in the latest publication from the National Student Clearinghouse Research Center.

Introduction

This Information Capsule looks at the post-secondary plans and college enrollment of Miami-Dade County Public Schools' (M-DCPS) students in the 2015-2016 graduating cohort, as well as the four-year college graduation rates for this cohort. We use the data from the National Student Clearinghouse (NSC) and the Senior Exit Survey.

The National Student Clearinghouse's Student Tracker

The NSC is a non-profit organization responsible for collecting national college enrollment and degree information. The NSC has data on 97% of currently enrolled post-secondary students from 99% of all public and private institutions and on over 94% of all college degrees awarded in the U.S. The Student Tracker from the NSC collects student enrollment and degree data, including college name, location, type of institution, enrollment dates and status, graduation status, date, and degree title. The NSC relies on academic institutions to provide the data; therefore, not all data might be available for all students.

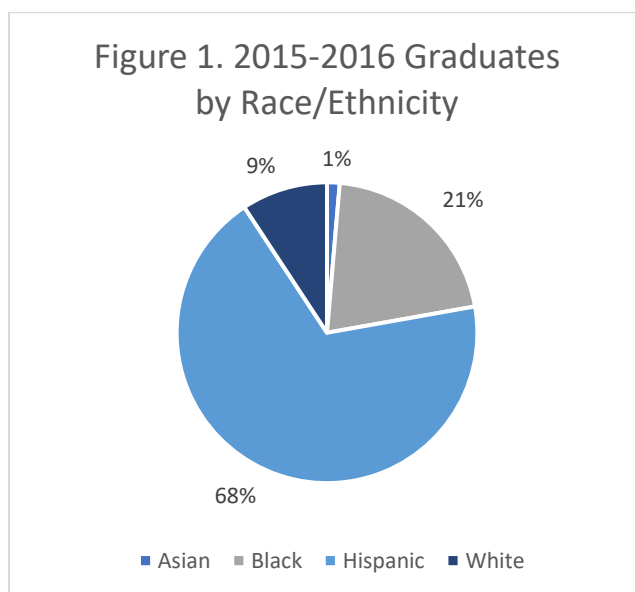
The Senior Exit Survey

The Senior Exit Survey is administered in M-DCPS annually to all graduating high school students. Among other things, this survey collects data on seniors' post-secondary plans. The Senior Exit Survey is administered to twelfth-grade students enrolled in traditional and charter high schools, except for those enrolled in special education centers, the Educational Alternative Outreach Program, the juvenile justice center, and centers for special instruction. Only students who indicate being eligible to receive a diploma or certificate of completion are asked about their post-secondary plans.

The type of information reported in this Capsule will be released annually and will report on colleges/universities attended by M-DCPS' high school graduates in the Fall immediately after high school graduation as well as the information on four-, five-, and six-year college graduation rates for those students.

2015-2016 High School Graduating Cohort: Their Senior Year Plans vs. Actual College Enrollment

The M-DCPS 2015-2016 cohort included a total of 26,636 students who started 9th grade in the 2012-2013 academic year and were expected to graduate in the 2015-2016 academic year. Of these students, a total of 21,427 students graduated from high school, a graduation rate of 80.4%. Figure 1 shows the breakdown of the 2015-2016 high-school graduates by race/ethnicity.



Results from the Senior Exit Survey provide information on the plans that students had for their post-secondary careers; 21,585 twelfth-grade students who participated in the survey reported their post-secondary plans. As seen in Table 1, most of the students (91%) reported they would attend college after graduating high school. Of those who

reported having plans to attend college after graduation, 44% indicated that they planned on attending Miami Dade College, followed by Florida International University (17%).

Table 2 lists the top five colleges students planned on attending as reported on the Senior Exit Survey. Additionally, of those seniors who reported that they planned on attending college after graduation, most (67%) planned on enrolling on a full-time basis, 21% planned on enrolling part-time, and 12% had not decided what type of enrollment they would have.

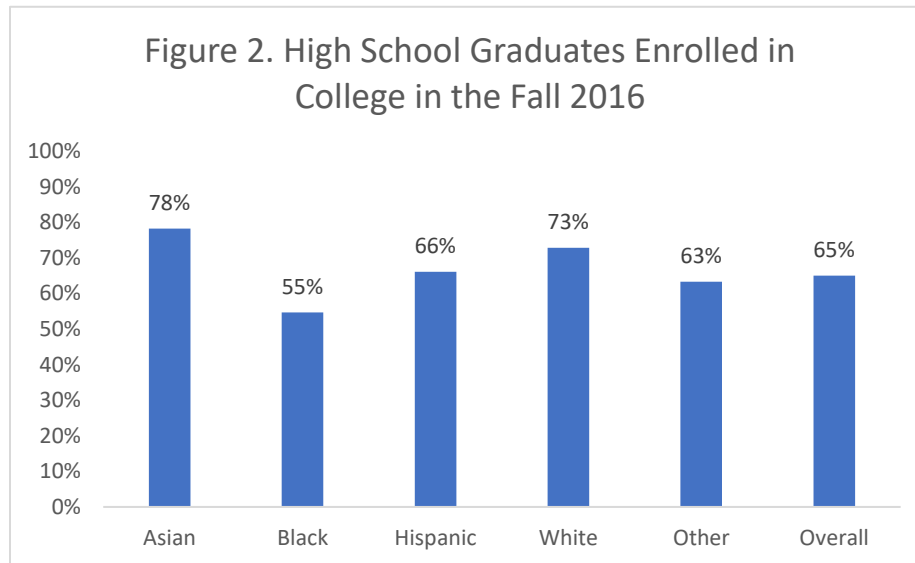
Table 1. Institutions Seniors Reported Planning to Attend After High School Graduation – 2015-16 Graduation Cohort

Institution	Count	Percentage
College or university	19,667	91%
The military	764	4%
None of the above	632	3%
Technical, trade, or other institution	436	2%
Not applicable	93	0%
Total	21,592	100%

Table 2. Top 5 Colleges M-DCPS Students Planned on Attending – 2015-2016 Graduation Cohort

	Institution	Count	Percentage
1	Miami Dade College	9,141	44%
2	Florida International University	3,525	17%
3	University of Florida	676	3%
4	Florida State University	603	3%
5	University of Central Florida	436	2%

The April 2021 NSC data provided college information for 17,443 (81%) of the high school graduates of the 2015-2016 cohort. Of those seniors who graduated from high school, 65% (13,819) enrolled in college after graduation in the Fall of 2016. Figure 2 shows the proportion of those who enrolled in college in the Fall of 2016 by race/ethnicity. As seen in the figure, 78% of Asians, 73% of Whites, 66% of Hispanics, 63% of students who identified as “Other,” and 55% of Blacks enrolled in college immediately after high school.



<i>Race/Ethnicity</i>	<i>2015-2016 High School Graduates</i>	<i>Of those, Students Enrolled in College in the Fall of 2016</i>
<i>Asian</i>	<i>290</i>	<i>227</i>
<i>Black</i>	<i>4,447</i>	<i>2,431</i>
<i>Hispanic</i>	<i>14,622</i>	<i>9,663</i>
<i>White</i>	<i>1,978</i>	<i>1,441</i>
<i>Other</i>	<i>90</i>	<i>57</i>
Overall	21,427	13,819

The majority (76%) of the students who enrolled in college in the Fall of 2016 had a full-time enrollment during their first semester in college; 90% attended an institution in Florida, 98% enrolled in a four-year college, and 89% chose a public institution (see Figures 3-6). Results from the Senior Exit Survey indicate that of those who completed the survey, 9% indicated they planned on attending an institution out of state; this percentage is close to the percentage of students (11%) who attended college out of Florida according to the NSC data.

Figure 3. Fall 2016 College, In/Out Florida

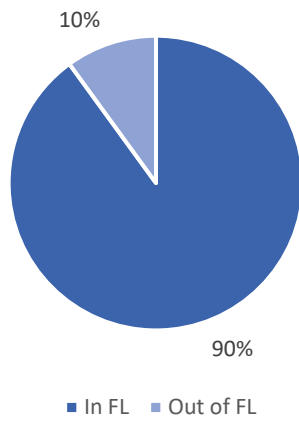


Figure 4. Fall 2016 2-Year or 4-Year College

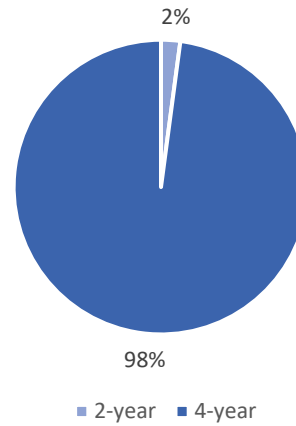


Figure 5. Fall 2016 Public or Private College

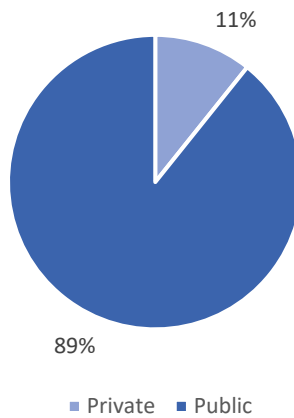
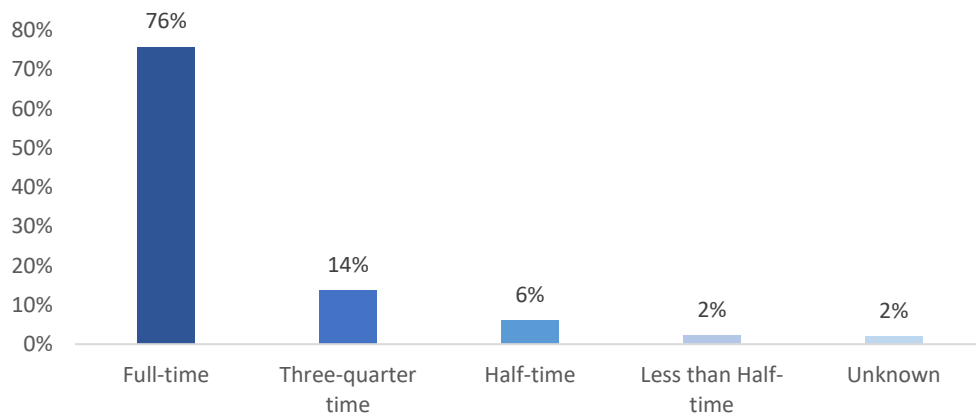


Figure 6. Fall 2016 Enrollment Status



The top colleges, those attended by more than 100 M-DCPS students in the Fall of 2016, are listed in Table 3; all of them are in the state of Florida. Over half (52%) of the students who enrolled in college in the Fall of 2016 attended Miami Dade College, followed by Florida International University (16%). While the Senior Exit Survey provided self-reported data on the institutions seniors planned on attending, the planned college attendance results in Table 2 are close to the first semester actual enrollment data obtained from the NSC and reported in Table 3.

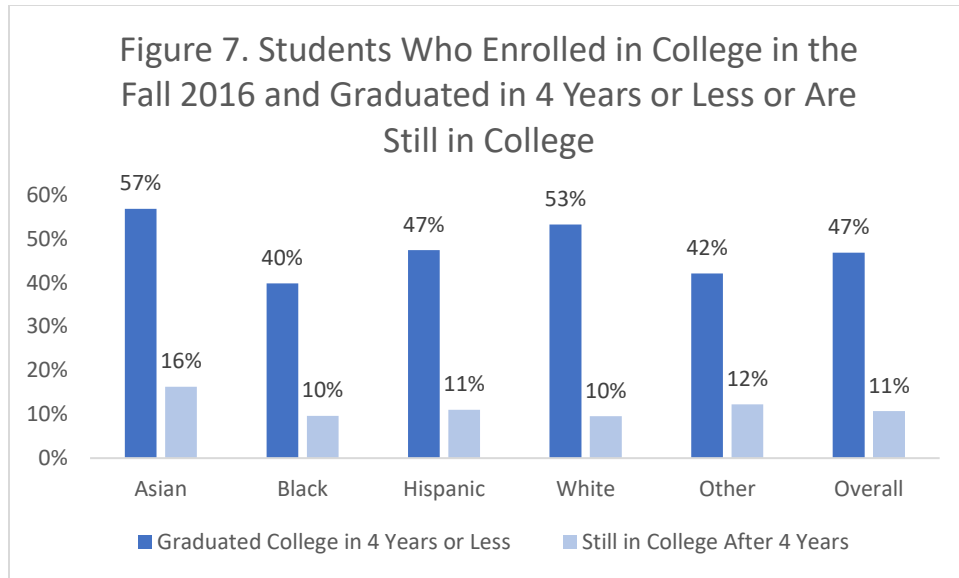
Table 3. Colleges Attended by More Than 100 Students in the Fall 2016

College	Count	Percentage of Students Enrolled in College in the Fall of 2016
Miami Dade College	7,220	52%
Florida International University	2,234	16%
University of Florida	510	4%
Florida State University	382	3%
Broward College	356	3%
University of Central Florida	298	2%
Santa Fe College	146	1%
Florida A&M University	142	1%
University of Miami	128	1%
Total	11,416	83%

Note: In the few cases when a student was reported as attending more than one college in the Fall of 2016, the college of higher enrollment status (full-time rather than less than full-time, etc.) was used.

Four-Year Graduation Rate and Persistence for Students Enrolled in College in the Fall after High School Graduation

As mentioned previously, of the 21,427 high school graduates in the 2015-2016 cohort, a total of 13,819 enrolled in college in the Fall of 2016. Figure 7 illustrates the four-year graduation rates for those 13,819 students who enrolled in college in the Fall of 2016 following their high school graduation. Overall, 47% of these students graduated from college in four years or less. Over 50% of Asians and Whites and 40% or more of Blacks, Hispanics, and students identified as “Other” graduated college in four years or less. Of the students who enrolled in college in the Fall of 2016 and did not graduate in four years or less, 11% were still enrolled in college after four years. Additionally, Figure 7 shows the breakdown and percentages of those continuing their education by race/ethnicity.



Based on the latest available NSC Research Center report, 45.4% of students nationwide who enrolled in college in the Fall of 2014 for the first time as full-time degree seeking students graduated within four years (Lang et al., 2021). As shown in Figure 7, M-DCPS students who enrolled in college in the Fall of 2016 exceeded the national rate by almost two percentage points, showing a 47% four-year graduation rate.

Reference

Lang, R., Ryu, M., & Shapiro, D. (2021). Yearly Success and Progress Rates, Herndon, VA: National Student Clearinghouse Research Center.