

Wraparound Needs in HISD

Findings from the District's 2019 Needs Assessment Survey



Kori Stroub, PhD | Ming Yin, PhD | Camila Cigarroa Kennedy, BA

January 2021

This brief summarizes key findings from the first annual Needs Assessment Survey created and administered by the Houston Independent School District (HISD). In the fall 2019, HISD's Wraparound Services Department designed and administered the Needs Assessment Survey to all students, parents, and teachers on the 146 campuses that offered wraparound services in the district.

This document summarizes findings from two research briefs created by HERC for HISD. Findings from the survey indicate that families could use additional support in four key areas: 1) healthcare, 2) mental health, 3) housing and food security, and 4) school supplies.

Key Terminology

Wraparound Services: The Wraparound Services Department at HISD connects students and their families with community resources that support students' ability to learn in school. The department offers support for families with basic needs, such as clothing, financial stability, food and shelter assistance, and transportation, as well as a host of learning and enrichment services, including after-school and summer programs, computer literacy training, arts education, and youth mentoring, family literacy, and ESL and GED services.

Key Findings

Based on findings from the 2019 Needs Assessment Survey administered by HISD, families in HISD can use additional support in four key wraparound domains:

- Healthcare
- Mental health
- Housing and food security
- School supplies



Key Findings

Wraparound Services in HISD

The Wraparound Services Department connects students and their families with community resources that support students' ability to learn in school. The district currently partners with over 200 community organizations to offer wraparound services on 146 campuses. Wraparound specialists on these campuses work with community organizations to address student and family needs within the domains of mental and physical health, food and housing insecurity, home and neighborhood safety, and out-of-school educational needs.

Expanding Wraparound Services in HISD

With support from the Houston Endowment and the City of Houston, HISD has committed to expanding its wraparound services program. Dubbed the "Supporting Students, Uplifting Communities" initiative, HISD seeks to increase the number of wraparound services specialists from 210 to 280, ensuring that every campus in the district has at least one dedicated full-time specialist by the 2021-22 school year.

Additionally, to better align the services that wraparound specialists have available to them with student and family needs, the district created and administered the first annual Needs Assessment Survey in fall 2019. The survey was administered to students, parents, and teachers at existing wraparound campuses. In total, 51,769 students, 5,305 parents, and 4,698 teachers completed the survey.

The survey asked respondents to identify non-academic needs across five key domains: 1) Health, Dental, and Hygiene Needs, 2) Emotional and Psychological Needs, 3) Home and Family Needs, 4) Educational and Vocational Needs, and 5) Social and Recreational Needs.

Key Findings

1

Families in HISD report difficulty providing consistent healthcare for their children.

- Nearly 1-in-6 families are unable to take their child to the doctor when they are sick
- Nearly 1-in-5 families are unable to provide their child annual dental check-ups
- Over 1-in-4 families are unable to provide their child with annual vision check-ups

Figure 1. Average Healthcare Needs

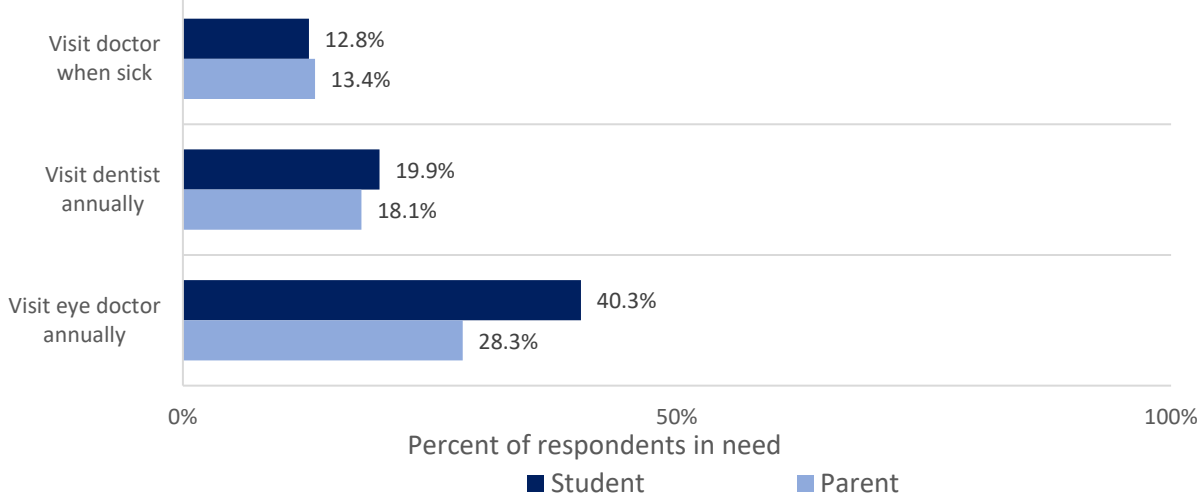


Table 1. Campuses with Highest Healthcare Needs

	Campus Name	% Students Reporting Need
Visit doctor when sick	Garcia Elementary	67%
	Codwell Elementary	55%
	Kennedy Elementary	35%
	Reynolds Elementary	34%
	Grissom Elementary	28%
Visit dentist annually	Codwell Elementary	55%
	Liberty High School	44%
	Tinsley Elementary	42%
	Durkey Elementary	40%
	Golfcrest Elementary	40%
Visit eye doctor annually	Liberty High School	72%
	Reynolds Elementary	68%
	Kennedy Elementary	67%
	Garcia Elementary	63%
	Codwell Elementary	60%

Key Findings

2

Mental health challenges are common among parents and children.

- Over 1-in-4 students and nearly 1-in-6 parents often feel sad, lonely, or anxious
- Nearly 1-in-5 students regularly miss school for mental health reasons
- Over 1-in-3 students regularly lose focus in class due to mental health issues

Figure 2. Average Mental Health Needs

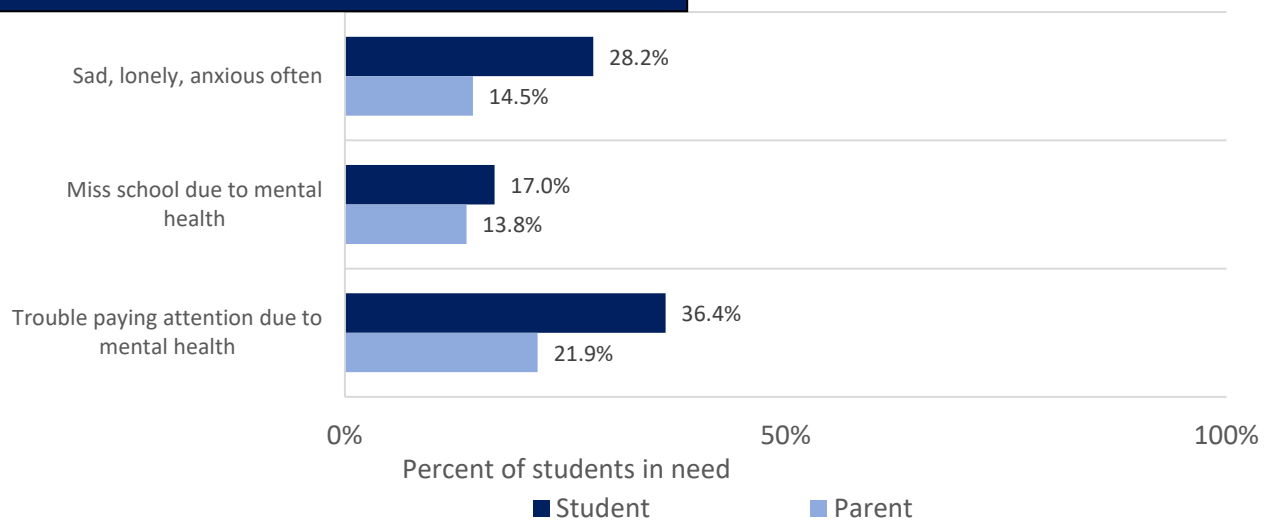


Table 2. Campuses with Highest Mental Health Needs

	Campus Name	% Students Reporting Need
Sad, lonely, anxious often	Reynolds Elementary	63%
	Codwell Elementary	58%
	Elmore Elementary	58%
	Cullen Elementary	54%
	Garcia Elementary	53%
Miss school due to mental health	High School Ahead MS	60%
	Secondary DAEP	36%
	Codwell Elementary	36%
	Coop Elementary	35%
	Elmore Elementary	34%
Trouble paying attention due to mental health	High School Ahead MS	59%
	Reynolds Elementary	58%
	Secondary DAEP	56%
	Elmore Elementary	46%
	BCM Biotech Acad.	45%

Key Findings

3

Many families suffer from significant housing and food insecurity.

- Over 1-in-4 families regularly having trouble paying rent or mortgage
- 1-in-6 families have had their utilities turned off because they can't pay
- 1-in-4 students & 1-in-8 parents regularly feel hungry due to lack of food at home

Figure 3. Average housing and food insecurity

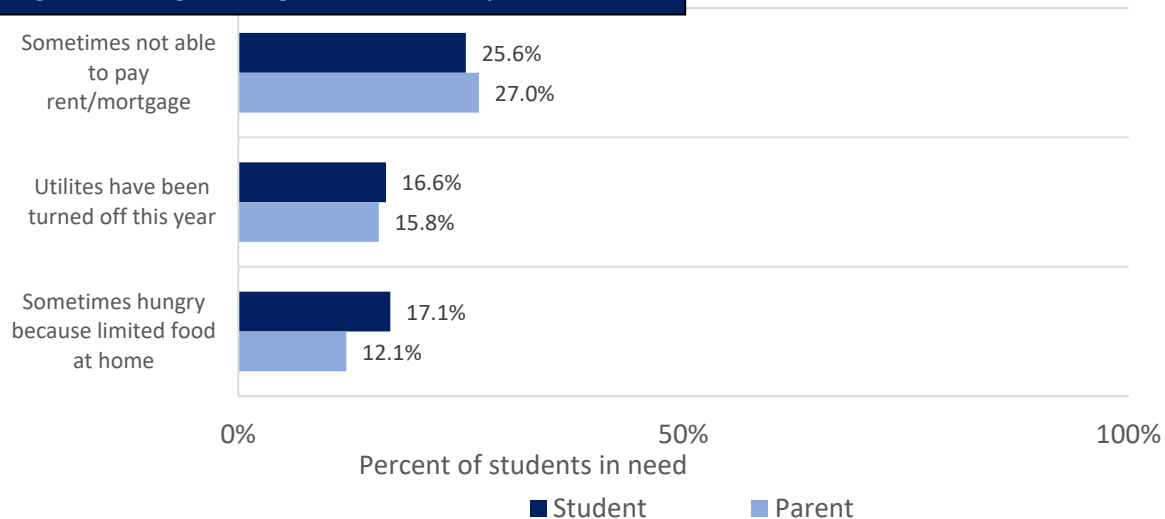


Table 3. Campuses with highest housing and food insecurity

	Campus Name	% Students Reporting Need
Sometimes not able to pay rent/mortgage	Cullen Middle School	69%
	Reynolds Elementary	60%
	High School Ahead MS	55%
	Rodriguez Elementary	55%
	Elmore Elementary	46%
Utilities have been turned off this year	High School Ahead MS	52%
	Reynolds Elementary	50%
	Codwell Elementary	43%
	Elmore Elementary	43%
	Fondren Elementary	40%
Sometimes hungry because limited food at home	High School Ahead MS	52%
	Reynolds Elementary	47%
	Elmore Elementary	44%
	Codwell Elementary	44%
	Golfcrest Elementary	41%

Key Findings

4

Many families find it difficult to provide school clothes, school supplies, and computers and internet access for their children.

- 1-in-6 families struggle purchasing necessary school supplies for their child
- Nearly 1-in-6 families struggle purchasing enough school clothes for their child
- Nearly 1-in-4 students and over 1-in-3 parents do not have reliable computer or internet access at home

Figure 4. Average school supply needs

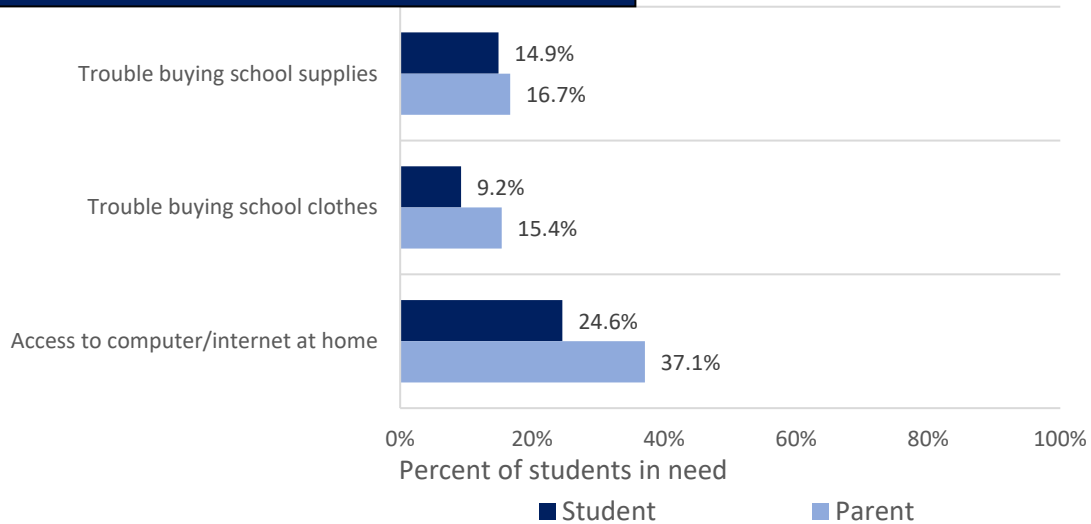


Table 4. Campuses with highest school supply needs

	Campus Name	% Students Reporting Need
Trouble buying school supplies	Garcia Elementary	67%
	Codwell Elementary	57%
	Bastian Elementary	38%
	Fondren Elementary	37%
	Elmore Elementary	37%
Trouble buying school clothes	Cullen Middle School	66%
	Elmore Elementary	43%
	Golfcrest Elementary	29%
	Grissom Elementary	29%
	Reynolds Elementary	25%
Access to computer/internet at home	Cullen Middle School	68%
	Garcia Elementary	64%
	Codwell Elementary	52%
	Liberty High School	52%
	Reynolds Elementary	48%

Learn more about Wraparound Services in HISD:

- Read more about the district's 2019 needs assessment through HERC's prior work: [Wraparound Services Needs Assessment - District-Wide Needs Assessment Findings, Fall 2019 Survey](#) and [Wraparound Services Needs Assessment - Campus Needs Assessment Findings, Fall 2019 Survey](#).
- HERC's work on wraparound services has been complemented by a collaboration between HERC and ProUnitas, the organization that manages the district's wraparound services data platform. With support from HERC, ProUnitas developed the [HISD Needs Map](#) and dashboard tool. Available online, the tool is an interactive visual interface illustrating how needs vary across schools in the district. To learn more about the dashboard, [visit the online portal](#), hosted by HISD.
- To learn more about Wraparound Services in HISD, visit the district's [wraparound services webpage](#).

Suggested citation. Stroub, K., Yin, M., & Cigarroa Kennedy, C. (2021). [Wraparound Needs in HISD: Findings from the District's 2019 Needs Assessment Survey](#). Houston Education Research Consortium, Rice University.

About HERC. Focusing on the most pressing challenges facing the region, the Houston Education Research Consortium (HERC) is a research-practice partnership between Rice University and 11 Houston-area school districts. HERC research is developed directly alongside district leaders with findings shared with decision makers – culminating in long-term, equity-minded solutions, opportunities and growth for Houston and beyond.



Houston Education Research Consortium
A program of the Kinder Institute for Urban Research
Rice University | 713-348-2532
herc@rice.edu | Find us online: herc.rice.edu