

Capital Construction Budget Recommendations and Prioritization 2009-2011 Biennium

*For the Nebraska State College System, University of Nebraska
and Nebraska College of Technical Agriculture*

October 14, 2008

Revised: October 20, 2008

Coordinating Commission for Postsecondary Education

140 North 8th Street, Suite 300

P. O. Box 95005

Lincoln, Nebraska 68509-5005

Telephone: 402-471-2847

Fax: 402-471-2886

Website: <http://www.ccpe.state.ne.us>

Commissioners

Ms. Colleen Adam, Chair (*Hastings*)

Mr. Tim Hodges, Vice Chair (*Gretna*)

Mr. Clark Anderson (*Lincoln/Ogallala*)

Dr. Ronald Hunter (*Hay Springs*)

Dr. Joyce D. Simmons (*Valentine*)

Ms. Riko E. Bishop (*Lincoln*)

Ms. Mary Lauritzen (*West Point*)

Mr. Dick Uhing (*Norfolk*)

Dr. Dick C.E. Davis (*Omaha*)

Mr. Eric Seacrest (*North Platte*)


Ms. Carol A. Zink (*Lincoln*)

Dr. Marshall A. Hill, Executive Director

This report and all other reports are available online at www.ccpe.state.ne.us.

The Coordinating Commission for Postsecondary Education does not discriminate on the basis of race, color, national origin, sex, religion, age or disability in the employment or the provision of services.

Table of Contents



Section I - Introduction and Statewide Facilities Funding Issues	Page I - 1
Section II - Existing Capital Construction Funding Commitments	Page II - 1
Section III - Governing Boards' Capital Construction Budget Requests 2009-2011 Biennium	Page III - 1
Section IV - Commission's Capital Construction Budget Recommendations 2009-2011 Biennium	Page IV- 1
Section V - Commission's Prioritization of Approved Capital Construction Requests.....	Page V - 1
Priority # 1 - LB 309 Fire & Life Safety - Class I Requests	Page V - 6
Priority # 2 - WSC Carhart Science Building Renovation/Addition	Page V - 8
Priority # 3 - WSC U.S. Conn Library Renovation Planning	Page V-10
Priority # 4 - LB 309 Deferred Repair - Class I Requests	Page V-12
Priority # 5 - CSC Armstrong Physical Education Building Addition/Renovation.....	Page V-14
Priority # 5 - CSC Rangeland Center.....	Page V-16
Priority # 7 - PSC Athletic Complex Renovation Planning.....	Page V-18
Priority # 8 - LB 309 Energy Conservation - Class I Requests	Page V-20
Priority # 9 - NCTA Education Center	Page V-22

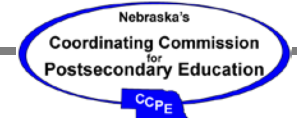
Table of Contents



Priority #10 - LB 309 Americans with Disabilities Act - Class I Requests.....	Page V-24
Priority #11 - LB 309 Fire & Life Safety - Class II Requests.....	Page V-26
Priority #12 - LB 309 Deferred Repair - Class II Requests.....	Page V-28
Priority #13 - LB 309 Energy Conservation - Class II Requests.....	Page V-30
Priority #14 - LB 309 Americans with Disabilities Act - Class II Requests.....	Page V-32
Appendix A - Institution Routine Maintenance Expenditures.....	Page A - 1
Appendix B - Institution Deferred Repair Expenditures.....	Page B - 1
Appendix C - Definitions.....	Page C - 1

*Section I -
Introduction and Statewide
Facilities Funding Issues*

Section I - Introduction & Statewide Facilities Funding Issues



Introduction and Statutory Reference

The Coordinating Commission for Postsecondary Education recognizes the importance of safe, functional, well-utilized and well-maintained facilities in supporting institutional efforts to provide exemplary programs. This principle forms the basis for the Commission's capital construction budget recommendations and prioritization for the 2009-2011 biennium.

According to Nebraska Revised Statutes (Supp. 2007), Section 85-1416 (3), “. . . the Board of Regents of the University of Nebraska and the Board of Trustees of the Nebraska State Colleges shall each submit to the commission information the commission deems necessary regarding each board's capital construction budget requests. The commission shall review the capital construction budget request information and may recommend to the Governor and the Legislature modification, approval, or disapproval of such requests consistent with the statewide facilities plan and any project approval determined pursuant to subsection (10) of section 85-1414 and section 85-1415. The commission shall develop from a statewide perspective a unified

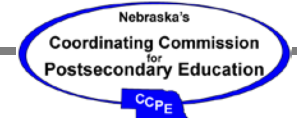
prioritization of individual capital construction budget requests for which it has recommended approval and submit such prioritization to the Governor and the Legislature for their consideration. In establishing its prioritized list, the commission may consider and respond to the priority order established by the Board of Regents or the Board of Trustees in their respective capital construction budget requests.”

Statewide Facilities Plan: Goals and Strategies

A high proportion of the physical assets supported by state government are found on the campuses of public higher education institutions throughout Nebraska. To protect this considerable investment (\$2.3 billion in state-supported facilities), it is critical that institutions properly plan for the construction, efficient use and maintenance of these facilities.

The Nebraska Constitution and statutes assign the Commission responsibility for statewide comprehensive planning for postsecondary education. Nebraska's *Comprehensive Statewide Plan for Postsecondary*

Section I - Introduction & Statewide Facilities Funding Issues



Education identifies 14 major statewide goals and strategies. These goals and strategies are intended to lead Nebraskans to an educationally and economically sound, vigorous, progressive and coordinated higher education system. Chapter Six: *Statewide Facilities Plan* includes one of these major statewide goals:

“Nebraskans will advocate a physical environment for each of the state’s postsecondary institutions that supports its role and mission; is well-utilized and effectively accommodates space needs; is safe, accessible, cost effective and well maintained; and is sufficiently flexible to adapt to future changes in programs and technologies.”

Three primary strategies have been identified to accomplish this major statewide goal:

- **Institutional comprehensive facilities planning will be an integral tool that supports the institution’s role and mission and strategic plan.**
- **Individual capital construction projects will support institutional strategic and comprehensive facilities plans, comply with the *Comprehensive Statewide Plan for***

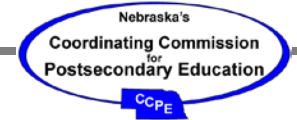
Postsecondary Education, and will not unnecessarily duplicate other facilities.

- **Adequate and stable funding will be available for maintenance, repair, renovation, and major construction projects as identified in the comprehensive facilities planning and review process.**

The capital construction requests outlined in this report have been shown to meet the first two of these strategies. State government can assist institutions in accomplishing the third strategy by providing adequate and stable funding for both initial construction and ongoing operations and maintenance of needed facilities.

The Commission has identified ongoing routine maintenance and deferred maintenance as two essential areas in which state and institutional funding are needed during the next biennium. Adequate funding in these areas would provide long-term cost savings and further enhance Nebraska’s higher education system.

Section I - Introduction & Statewide Facilities Funding Issues



Financing Facility Ongoing and Deferred Maintenance

State-supported facilities support many functions important to the residents of our state, including public postsecondary education. These facilities represent an enormous investment over the years by the taxpayers of Nebraska. However, these assets deteriorate over time. Weather, use, obsolescence and changing needs all play a part in this deterioration.

To prevent our higher education facilities from aging too quickly, the Commission continues to advocate a three-step approach to meeting the needs of our existing facilities. The three funding areas involved in this continual process of renewing and adapting existing facilities are ongoing routine maintenance, deferred repair and renovation/remodeling.

Ongoing Routine Maintenance: Funding is needed to provide systematic day-to-day maintenance to prevent or control the rate of deterioration of facilities. This work, funded from annual operating budgets, includes preventive maintenance, minor repairs and routine inspections. Routine maintenance is similar to changing the oil and providing tune-ups for a car on a regular basis. These expenditures

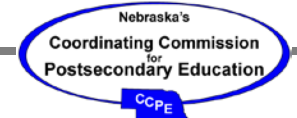
reduce wear and extend the life of the facility.

Consistent with nationally recognized standards, the Commission recommends that funding for routine maintenance of facilities be between 1% and 1.5% of facility replacement values. This would amount to between \$23 million and \$34.5 million per year.

Actual combined university and state college funding for routine maintenance averaged 0.7% of state-supported facilities' replacement values per year during the 2005-2007 biennium. This represents a similar percentage as reported the previous biennium. The combined dollar amount allocated by the university, state colleges and NCTA for routine maintenance averaged \$15.7 million per year during the 2005-2007 biennium. While the ongoing routine maintenance expenditures as a percent of facilities' replacement values did not increase over the prior biennium, the actual dollars expended increased an average of \$1.9 million per year or 13.4%. This significant increase in expenditures was needed just to keep up with construction inflation due primarily to increases in construction material costs.

Institutions fund routine maintenance from their operating budgets. The state colleges funded routine

Section I - Introduction & Statewide Facilities Funding Issues



maintenance an average of 1.2% of state-supported facilities' replacement values per year during the 2005-2007 biennium (see Appendix A). The combined dollar amount allocated by the state colleges for routine maintenance averaged nearly \$2.0 million per year during that time. Chadron State College is the only state college for which funding did not exceed 1% of state-supported facilities' replacement values per year during that biennium. CSC's routine maintenance expenditures averaged 0.64% of state-supported facilities' replacement values during the biennium.

The university funded routine maintenance an average of 0.65% of state-supported facilities' replacement values per year during the 2005-2007 biennium (see Appendix A). The combined dollar amount allocated by the university for routine maintenance averaged \$13.6 million per year during that period. Within the University of Nebraska system, only UNMC had routine maintenance expenditures that averaged more than 1% of state-supported facilities' replacement values per year during the biennium. UNMC average funding for routine maintenance was 1.29% of state-supported facilities' replacement values during the 2005-2007 biennium. UNK, UNL and UNO had routine maintenance

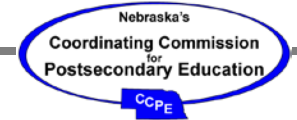
expenditure averages of 0.46%, 0.57% and 0.41% respectively of state-supported facilities' replacement values during the biennium.

NCTA funded routine maintenance an average of 0.98% of state-supported facilities' replacement values per year during the 2005-2007 biennium (see Appendix A). The combined dollar amount allocated by NCTA for routine maintenance averaged \$195,000 per year during the biennium.

Prior to the current 2007-2009 biennium, the State provided increased appropriations for ongoing facilities operating and maintenance costs associated with new building openings. It is critical for the long-term stewardship of these facilities to continue to provide ongoing state support for approved capital construction projects. Without state support for ongoing operating and maintenance costs, institutions and the Commission will need to review existing policies for financing and approving future construction requests.

Exploring the creation of incentives to increase institutional expenditures on routine maintenance would provide long-term cost savings to Nebraska taxpayers. Institutions that do not provide adequate routine

Section I - Introduction & Statewide Facilities Funding Issues



maintenance accelerate taxpayers' obligations to fund deferred repair and renovation needs in the future.

Deferred Repair: This work involves major repair and replacement of building systems needed to retain the usability of a facility. Work includes items such as roof replacement, masonry tuck-pointing and window replacement. These items are not normally contained in an annual operating budget. However, institutions have been using operating funds to match Building Renewal Allocation Funds and to address some of their more urgent repair needs.

Recommended funding for deferred repair of facilities is between 0.5% and 1% of facilities' replacement values. During the 2005-2007 biennium, the LB 309 Task Force for Building Renewal allocated \$7.24 million (averaging 0.2% of facility replacement values per year) for deferred repair of state college, university and NCTA state-supported facilities. The university and state colleges funded an additional \$2 million per year on average for cooperative funding and deferred repair projects (averaging 0.1% of the replacement value of their state-supported facilities). Additional detail on institutional deferred repair expenditures is located in Appendix B.

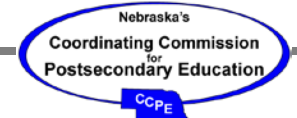
Together the Task Force for Building Renewal and our public institutions have averaged funding equal to 0.3% of state-supported facilities' replacement values per year for deferred repairs during the 2005-2007 biennium. This represents a similar percent compared to the previous biennium.

Options to consider for increasing deferred repair funding include:

- Increasing annual cigarette tax appropriations to the Building Renewal Allocation Fund from the current minimum of \$9.163 million per year to a minimum of 13 cents per package (about \$13.5 million per year).
- Establishing a public postsecondary education deferred repair fund financed by an annual square foot fee on state-supported facilities not being charged the 1% depreciation fee. Such a fund could accelerate the reduction of deferred repair backlog until the 1% depreciation charge is assessed on all public postsecondary educational institutions' state-supported facilities.

The goal of any increase in funding should be to slow the growth of the deferred repair backlog at the university

Section I - Introduction & Statewide Facilities Funding Issues



and state college campuses. A second goal should be to reduce the deferred repair backlog as funding allows.

Renovation/Remodeling: Just as aging building systems result in the need to renovate a facility, changes in use or programmatic changes can create the need to remodel a facility. Renovations will generally include deferred repair work to bring a facility fully up to a new and more functional condition. Renovations aid institutions by providing modern, flexible and functional facilities designed to use the latest instructional technologies.

Recommended funding for renovation and remodeling is between 0.5% and 1.5% of facility replacement values. Renovation and remodeling funding during the 2005-2007 biennium averaged about \$31.9 million per year (1.3% of the replacement value of the university and state colleges' state-supported facilities). This includes annual expenditures from state appropriations and tuition surcharges for the LB 1100 and LB 605 renovation and deferred repair initiatives, institutional operating budget expenditures and private donations for renovation and remodeling work.

The Commission recommends continued reaffirmation funding of the LB 1100 and LB 605 initiatives

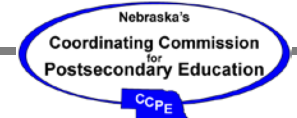
and as funding becomes available, continued direct appropriations for individual renovation/remodeling projects. Funds available from the 1% depreciation charge will also address state-supported facilities renovation needs.

Funding Strategies: The table at the end of this section provides a summary of the facility renewal and adaptation needs for the Nebraska State College System, University of Nebraska and the Nebraska College of Technical Agriculture. This table outlines recommended funding levels, existing expenditures, along with mid-term and long-term goals for funding routine maintenance, deferred repair and renovation/remodeling.

To fully address these needs, a partnership between postsecondary education institutions, Task Force for Building Renewal and Executive and Legislative branches of state government is necessary. Each partner has an interest in seeing institutional assets adequately maintained and adapted to meet the changing needs of students, faculty, staff and the public's use of these facilities.

Institutions benefit considerably in providing well-maintained and modern facilities. Institutions nationally are

Section I - Introduction & Statewide Facilities Funding Issues



recognizing the importance of facilities as a recruiting tool in the increasingly competitive atmosphere of retaining and recruiting students. Adequate and well-maintained facilities serve as an important tool for meeting this goal.

The LB 309 Task Force for Building Renewal performs a vital service for our state. It protects our residents and physical investments from harm. The LB 309 Task Force prevents our facilities from deteriorating at a rate faster than normal by making them weather tight.

The LB 309 Task Force still has much work to do to renew Nebraska's public facilities. With additional funding, the LB 309 Task Force could begin to adequately address all of its current responsibilities for fire and life safety, deferred repair, the Americans with Disabilities Act and energy conservation needs.

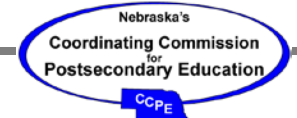
In 1998 and 2006, the Legislature passed LB 1100 and LB 605, respectively. Those bills provided state appropriations, along with matching institutional funding, for dozens of university and state college renovation and deferred repair projects. Total state and institutional funding for these two bond issues will exceed \$410 million through FY 2019-20.

In addition, LB 1100 also created an annual 2% depreciation charge (later revised to 1%) assessed on all new construction, renovations or acquisitions. The depreciation charge is set aside for later use in facility renewal and renovation work on institutional facilities.

These actions by the Legislature were major steps in finding solutions to deferred repair and renovation needs at the university and state colleges. The LB 1100 1% depreciation charge provides about half of the long-term deferred repair and renovation funds needs for existing facilities. This can be supplemented with other funding to reach a long-term goal of spending 2% of facilities' replacement value annually for deferred repair and renovation/remodeling. Solutions for deficiencies in ongoing routine maintenance and reducing the backlog of deferred repair projects are still needed.

It is particularly important to provide ongoing facilities operating and maintenance funding for approved capital construction projects. Without adequate ongoing funding, we stand to reverse many of the gains made over the past two decades to improve the condition of our existing facilities. Adequate facilities play an important part in the

Section I - Introduction & Statewide Facilities Funding Issues



success of higher education and, in turn, to improving Nebraska's economy and way of life.

Commission Capital Construction Priorities

The Commission recommends to the Governor and Legislature a list, in priority order, of approved capital construction projects eligible for state funding. Section V of this document provides a prioritized list of the Commission's recommended sequencing of approved capital construction requests. Only those projects that were approved by the governing boards and the Commission and are requesting state funding in the biennial budget request are considered. The Commission has identified the following statewide facilities priorities for the 2009-2011 biennium:

<u>Priority</u>	<u>Statewide Facility Category</u>
<i>First</i>	Fire & life safety - class I requests ¹
<i>Second</i>	Deferred repair - class I requests ² , or partially funded projects

¹See Appendix C for definitions of LB 309 Task Force for Facility Renewal Class I, II and III projects.


- Third* Americans w/ disabilities act (ADA) - class I requests², energy conservation - class I requests² or instructional tech. and telecommunications
- Fourth* Fire & life safety class II & III requests²
- Fifth* Institutional master planning/programming, renovation/remodeling/replacement projects, or infrastructure repair/replacement projects
- Sixth* Infrastructure expansion projects
- Seventh* Deferred repair - class II & III requests², new construction projects, or land acquisition for meeting programmatic needs
- Eighth* ADA - class II & III requests²
- Ninth* Energy conservation - class II & III requests²
- Tenth* Land acquisition for future expansion needs

Nine additional prioritization criteria are considered in the ranking of individual requests. Each of these criteria are discussed in greater detail in Section V.

Other Previously Approved Projects

Changes in governing board priorities sometimes result in previously requested projects being excluded in

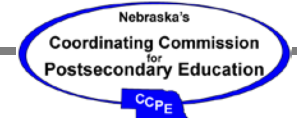
Section I - Introduction & Statewide Facilities Funding Issues



future biennial budget request cycles. The following is a list of projects that have been approved by the Commission in the past 10 years for which governing boards are not requesting state funds in the 2009-2011 biennial capital construction budget request cycle:

- UNK Otto Olsen Renovation Phase 2 - \$7.2 million approved in 2000.

Section I - Introduction & Statewide Facilities Funding Issues



Facility Renewal and Adaptation Needs at the Nebraska State College System, University of Nebraska & Nebraska College of Tech. Agric.

	Facility Maintenance Expenditures			Annual Funding Facility Maint. & Renov./Remodel
	Routine Maintenance	Deferred Repair	Renovation/ Remodeling	
	Ongoing Funding	One-time Funding	One-time Funding	
	Systematic day-to-day work funded by the annual operating budget to prevent or control deterioration of facilities. Includes repetitive maintenance including preventative maintenance, minor repairs, and routine inspections.	Major repair and replacement of building systems needed to retain the usability of a facility. Work includes items such as roof and window replacement, masonry tuck-pointing, etc. These items are not normally contained in the annual operating budget.	Work that is required because of a change in use of the facility or a change in program. Renovation/ remodeling work may also include deferred repair items such as roof replacement, masonry tuck-pointing, window replacement, etc.	
<i>Primary Source of Funds:</i>	<i>Institutional operating funds (state appropriations and tuition)</i>	<i>Cigarette taxes and institutional operating funds</i>	<i>State appropriations and institutional operating funds</i>	
<i>Recommended Funding:</i> ¹	<i>1% to 1.5% of replacement value²</i>	<i>0.5% to 1% of replacement value</i>	<i>0.5% to 1.5% of replacement value</i>	<i>2% to 4% of replacement value</i>
<i>Existing Expenditures:</i>	<i>0.7% of replacement value</i>	<i>LB309 - 0.2% & Inst. - 0.1% of replacement value</i>	<i>1.3% of replacement value</i>	<i>2.3% of replacement value</i>
<i>10-yr. Mid-term Goal:</i>	<i>1.0% of replacement value</i>	<i>0.75% of replacement value</i>	<i>1.25% of replacement value</i>	<i>3.0% of replacement value</i>
<i>Long-term Solution:</i>	<i>1.25% of replacement value</i>	<i>2% depreciation charge³</i>		<i>3.25% of replacement value</i>

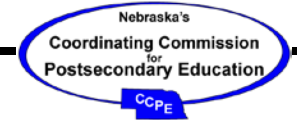
¹ Source: Financial Planning Guidelines for Facility Renewal and Adaption, A joint project of: The Society for College and University Planning (SCUP), The National Association of College and University Business Officers (NACUBO), The Association of Physical Plant Administrators of Universities and Colleges (APPA), and Coopers and Lybrand, 1989.

² Replacement value for the Nebraska State College System, the University of Nebraska, and the Nebraska College of Technical Agriculture state-supported facilities is estimated at \$2.3 billion in 2007 dollars.

³ LB 1100, enacted into law in 1998 and last revised in 2007, requires all capital construction projects (excluding revenue bond facilities) to be assessed an annual 1% depreciation charge beginning with the fiscal year that commences subsequent to the calendar year in which substantial completion, purchase, or acquisition has occurred. Funds accumulated with the depreciation charge are to be used for future facility renewal and renovation/remodeling work.

Section II - Existing Commitments

Section II - Existing Commitments



The table on the following page lists five ongoing capital construction commitments for public postsecondary education. Each of these reaffirmation requests involved multiple projects that were financed with long-term bonds over several biennia. Previous legislative appropriations partially funded these requests and continuation funding is necessary for their successful completion.

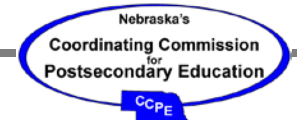
Reaffirmation requests for the 2009-2011 biennium total \$48,350,000 and require a reaffirmation vote of the Legislature and approval of the Governor before state appropriations can be allocated. The source of funding for the university LB 1100 facilities fee projects final bond payment is student tuition and fees. The source of funding for the state colleges and university LB 605 facilities fee projects bonds is state appropriations and student tuition and fees. LB 1100 and LB 605 projects address some of the most pressing deferred repair and renovation needs at these institutions.

The state has also committed state appropriations to finance other state agencies' capital construction projects for the 2009-2011 biennium, including: Nebraska Educational Television Commission (NETC) – digital television and satellite lease project; Department of

Administrative Services (DAS) - State Capitol improvements; and DAS - exterior masonry and structural repairs to the State Capitol. These projects will require appropriations totaling \$ 11,501,341 in FY 2009-10 and \$1,000,000 in FY 2010-11.

Existing statutes designate seven cents of the 64 cents per pack cigarette tax to the Building Renewal Allocation Fund for use by the Task Force for Building Renewal, with the stipulation that appropriations will not be less than the FY 1997-98 appropriation of \$9.163 million. The Building Renewal Allocation Fund currently receives the minimum \$9.163 million appropriation, as seven cents per pack of the cigarette tax currently generates less than \$9.163 million.

Section II - Existing Commitments

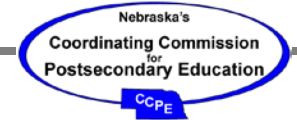


Capital Construction Reaffirmation Requests 2009-2011 Biennium for the Nebraska State College System, University of Nebraska & Nebraska College of Technical Agriculture

Institution	Project Title	Leg. Bill No.	Total Project Costs	Prior/Current Approp.		Request Biennium		Future Additional Reaffirmations
				Prior Expenditures	FY 2008-09 Appr./Reappr.	FY 2009-10 Reaffirmation	FY 2010-11 Reaffirmation	
Nebraska State College System								
St. Colleges Systemwide - Facilities Fee Projects		1100	\$10,899,217	\$9,546,791	\$1,352,426	\$0	\$0	\$0
PSC/WSC PSC Library/Old Gym & WSC Power Plant		1	\$12,642,929	\$10,633,569	\$2,009,360	\$0	\$0	\$0
St. Colleges Systemwide - Facilities Fee Projects		605	\$30,150,000	\$2,850,000	\$1,725,000	\$2,325,000	\$2,325,000	\$20,925,000
<i>Subtotal - Nebraska State College System</i>			\$53,692,146	\$23,030,360	\$5,086,786	\$2,325,000	\$2,325,000	\$20,925,000
University of Nebraska								
University Systemwide - Facilities Fee Projects		1100	\$110,875,326	\$94,975,326	\$10,700,000	\$5,200,000	\$0	\$0
University Systemwide - Facilities Fee Projects		605	\$258,500,000	\$15,977,454	\$10,390,000	\$16,500,000	\$22,000,000	\$193,632,546
<i>Subtotal - University of Nebraska</i>			\$369,375,326	\$110,952,780	\$21,090,000	\$21,700,000	\$22,000,000	\$193,632,546
Nebraska College of Technical Agriculture at Curtis								
<i>Subtotal - Nebraska College of Technical Agriculture</i>			\$0	\$0	\$0	\$0	\$0	\$0
Total - Nebr. State College Sys. / Univ. of Nebraska / NCTA			\$423,067,472	\$133,983,140	\$26,176,786	\$24,025,000	\$24,325,000	\$214,557,546
Means of Financing								
State Building Fund (State Income Tax, Sales Tax, etc.)			\$214,492,929	\$76,983,569	\$15,134,360	\$12,125,000	\$12,125,000	\$98,125,000
Nebraska Capital Construction Fund (Cigarette Taxes)			\$0	\$0	\$0	\$0	\$0	\$0
Cash/Revolving Funds (includes Capital Improvement Fees)			\$208,574,543	\$56,999,571	\$11,042,426	\$11,900,000	\$12,200,000	\$116,432,546
Federal Funds			\$0	\$0	\$0	\$0	\$0	\$0
Private Funds			\$0	\$0	\$0	\$0	\$0	\$0
Total - Nebr. State College Sys. / Univ. of Nebraska / NCTA			\$423,067,472	\$133,983,140	\$26,176,786	\$24,025,000	\$24,325,000	\$214,557,546

Section III - Governing Board Requests

Section III - Governing Board Requests



The Nebraska State College System, the University of Nebraska and the Nebraska College of Technical Agriculture have requested funding as outlined in this section for the 2009-2011 biennial capital construction budget request cycle. These requests also include LB 309 Task Force for Building Renewal requests for the institutions. The tables included in this section can be used as a comparison with the Commission's recommendations and priorities that follow in Sections IV and V of this document.

Summary of Capital Construction Requests

Capital construction budget requests prepared by the Nebraska State College System's Board of Trustees and the University of Nebraska's Board of Regents would address specific facility needs for each of the institutions.

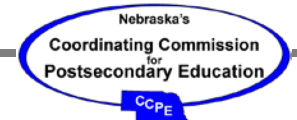
Governing board capital construction requests also identify a need for Building Renewal Allocation Funding to address high priority fire & life safety, deferred repair, accessibility and energy conservation needs.

Task Force for Building Renewal Requests

In addition to requesting funds for individual capital construction projects, institutions may request funding from the Building Renewal Allocation Fund administered by the LB 309 Task Force for Building Renewal. Since its founding in 1977, the LB 309 Task Force's duties involved reviewing requests and allocating funds to address the deferred maintenance and energy conservation needs of state-supported buildings. In spring 1993, statutory revisions expanded the LB 309 Task Force's duties to include the review and allocation of funds for fire & life safety and Americans with Disability Act (ADA) projects.

The table on page III-3 of this section summarizes the 2009-2011 biennium Building Renewal Allocation Fund requests for public postsecondary education. Projects have been submitted totaling \$87.3 million, which includes institutional cooperative funding of \$16.8 million. The Department of Administrative Services instructions stated that agencies were to submit Class I and Class II requests only for the biennial budget request process (see definitions in Appendix C). Class III needs are not identified in the current requests. As a comparison, during the 2007-2009 biennial budget request cycle, Class III

Section III - Governing Board Requests



requests totaled \$366.1 million. The following table provides a summary of the change in building renewal Class I & Class II requests compared to the previous biennium by category. The decrease from the prior biennial request is due to UNK identifying \$68.6 million less in Class I & Class II needs.

Change in Building Renewal Requests for the Nebr. State College System, Univ. of Nebraska & NCTA

Category	2007-2009 Biennium*	2009-2011 Biennium	Increase/ (Decrease)	% Change
Fire & Life Safety	\$31,629,277	\$17,425,780	(\$14,203,497)	-44.9%
Deferred Repair	\$82,433,740	\$55,427,775	(\$27,005,965)	-32.8%
ADA	\$5,867,371	\$1,724,980	(\$4,142,391)	-70.6%
Energy Conservtn.	\$33,348,135	\$12,691,500	(\$20,656,635)	-61.9%
Total	\$153,278,523	\$87,270,035	(\$66,008,488)	-43.1%
* Includes Class I & II requests only for the 2007-2009 biennium.				

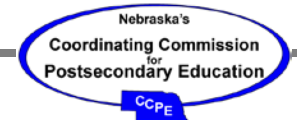
cooperative funds and the University of Nebraska and NCTA provide 20% in cooperative funds.

This policy is effective as long as institutions have cash funds available for use as cooperative funds. If institutional enrollments and/or cash funds are reduced in the future, then use of cooperative funds may become increasingly difficult.

Cooperative Funding for LB 309 Allocations

The LB 309 Task Force requests that agencies provide cooperative funds for each project allocation. This ensures an investment by the institution and allows more projects to be completed with available funds. The Nebraska State College System provides 15% in


Section III - Governing Board Requests



Combined LB 309 Task Force for Building Renewal Requests 2009-2011 Biennium for the Nebraska State College System, University of Nebraska & Nebraska College of Technical Agriculture

Project Type	Nebraska State College System				University of Nebraska					NCTA	Total - Univ., St. Colleges & NCTA
	CSC	PSC	WSC	Subtotal	UNK	UNL	UNMC	UNO	Subtotal		
Fire & Life Safety											
Class I	\$607,750	\$66,950	\$682,280	\$1,356,980	\$367,100	\$1,084,000	\$2,245,000	\$1,496,000	\$5,192,100	\$0	\$6,549,080
Class II	\$0	\$0	\$233,750	\$233,750	\$344,000	\$6,058,560	\$0	\$0	\$6,402,560	\$0	\$6,636,310
Class III	\$0	\$0	\$0	\$0	\$0	\$0	\$0	\$0	\$0	\$0	\$0
Subtotals	\$607,750	\$66,950	\$916,030	\$1,590,730	\$711,100	\$7,142,560	\$2,245,000	\$1,496,000	\$11,594,660	\$0	\$13,185,390
Deferred Repair											
Class I	\$796,280	\$3,145,330	\$637,500	\$4,579,110	\$35,000	\$5,528,740	\$6,032,000	\$6,975,500	\$18,571,240	\$444,000	\$23,594,350
Class II	\$140,750	\$835,824	\$8,853,089	\$9,829,663	\$0	\$11,868,800	\$0	\$0	\$11,868,800	\$193,200	\$21,891,663
Class III	\$0	\$0	\$0	\$0	\$0	\$0	\$0	\$0	\$0	\$0	\$0
Subtotals	\$937,030	\$3,981,153	\$9,490,589	\$14,408,773	\$35,000	\$17,397,540	\$6,032,000	\$6,975,500	\$30,440,040	\$637,200	\$45,486,013
Americans with Disabilities Act											
Class I	\$76,500	\$37,450	\$358,855	\$472,805	\$0	\$224,000	\$0	\$320,000	\$544,000	\$0	\$1,016,805
Class II	\$0	\$25,000	\$311,950	\$336,950	\$0	\$102,320	\$0	\$0	\$102,320	\$0	\$439,270
Class III	\$0	\$0	\$0	\$0	\$0	\$0	\$0	\$0	\$0	\$0	\$0
Subtotals	\$76,500	\$62,450	\$670,805	\$809,755	\$0	\$326,320	\$0	\$320,000	\$646,320	\$0	\$1,456,075
Energy Conservation											
Class I	\$586,500	\$25,000	\$756,500	\$1,368,000	\$0	\$1,213,600	\$3,260,000	\$1,386,500	\$5,860,100	\$661,600	\$7,889,700
Class II	\$181,900	\$297,500	\$743,750	\$1,223,150	\$0	\$116,800	\$971,200	\$0	\$1,088,000	\$172,000	\$2,483,150
Class III	\$0	\$0	\$0	\$0	\$0	\$0	\$0	\$0	\$0	\$0	\$0
Subtotals	\$768,400	\$322,500	\$1,500,250	\$2,591,150	\$0	\$1,330,400	\$4,231,200	\$1,386,500	\$6,948,100	\$833,600	\$10,372,850
Total Task Force for Building Renewal Requests											
LB309 \$	\$2,389,680	\$4,433,053	\$12,577,674	\$19,400,408	\$746,100	\$26,196,820	\$12,508,200	\$10,178,000	\$49,629,120	\$1,470,800	\$70,500,328
Coop. \$	\$420,120	\$762,998	\$2,143,485	\$3,326,603	\$137,400	\$6,559,205	\$4,270,800	\$2,108,000	\$13,075,405	\$367,700	\$16,769,708
Totals	\$2,809,800	\$5,196,051	\$14,721,159	\$22,727,010	\$883,500	\$32,756,025	\$16,779,000	\$12,286,000	\$62,704,525	\$1,838,500	\$87,270,035
	3.2%	6.0%	16.9%	26.0%	1.0%	37.5%	19.2%	14.1%	71.9%	2.1%	100.0%

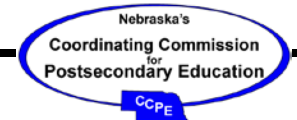
Section III - Governing Board Requests



Nebraska State College System

The table on the following page provides the Nebraska State College System's Capital Construction Budget Request 2009-2011 Biennium in the priority order recommended by the Nebraska State College System's Board of Trustees. The list includes the state colleges Building Renewal Task Force requests and priorities.

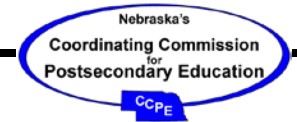
Section III - Governing Board Requests



Capital Construction Request Summary for the Nebraska State College System 2009-2011 Biennium

PROJECT DESCRIPTION	Governing Bd. Priority	Total Request	Prior Expenditure	FY 2008-09 App/Reap	FY 2009-10 Request	FY 2010-11 Request	Future Request
FIRE/LIFE SAFETY	1	\$1,829,080	\$0	\$0	\$1,554,080	\$275,000	\$0
DEFERRED REPAIR	2	\$16,948,850	\$0	\$0	\$5,387,188	\$11,561,662	\$0
AMERICANS W/ DISABILITIES ACT (ADA)	3	\$905,080	\$0	\$0	\$513,080	\$392,000	\$0
ENERGY CONSERVATION	4	\$3,044,000	\$0	\$0	\$1,605,000	\$1,439,000	\$0
WSC - CARHART SCIENCE RENOV./ADD.	5	\$22,632,815	\$7,128,931	\$0	\$15,503,884	\$0	\$0
CSC - ARMSTRONG RENOV. & ADDITION	6	\$14,702,668	\$0	\$0	\$0	\$14,702,668	\$0
CSC - RANGELAND CENTER	7	\$5,397,260	\$0	\$0	\$0	\$5,397,260	\$0
PSC - ATHLETIC COMPLEX PLANNING	8	\$60,000	\$0	\$0	\$30,000	\$30,000	\$0
WSC - U.S. CONN LIBRARY PLANNING	9	\$150,000	\$0	\$0	\$150,000	\$0	\$0
TOTAL		\$65,669,753	\$7,128,931	\$0	\$24,743,232	\$33,797,590	\$0
FUND SOURCE		Total Request	Prior Expenditure	FY 2008-09 App/Reap	FY 2009-10 Request	FY 2010-11 Request	Future Request
STATE GENERAL FUND/NCCF/CIG. TAX		\$56,940,822	\$2,400,000	\$0	\$24,743,232	\$29,797,590	\$0
CASH FUND (TUITION & FEES)		\$2,328,931	\$2,328,931	\$0	\$0	\$0	\$0
FEDERAL FUNDS		\$0	\$0	\$0	\$0	\$0	\$0
REVOLVING FUNDS		\$0	\$0	\$0	\$0	\$0	\$0
PRIVATE DONATIONS		\$6,400,000	\$2,400,000	\$0	\$0	\$4,000,000	\$0
SUBTOTAL		\$65,669,753	\$7,128,931	\$0	\$24,743,232	\$33,797,590	\$0
LB309 TASK FORCE FUNDING		\$19,400,408	\$0	\$0	\$7,776,895	\$11,623,513	\$0
LB309 COOPERATIVE FUNDING		\$3,326,603	\$0	\$0	\$1,282,453	\$2,044,149	\$0
SUBTOTAL		\$22,727,010	\$0	\$0	\$9,059,348	\$13,667,662	\$0
TOTAL		\$88,396,763	\$7,128,931	\$0	\$33,802,580	\$47,465,252	\$0

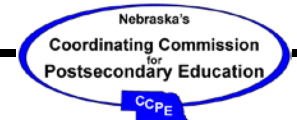
Section III - Governing Board Requests



University of Nebraska

The table on the following page provides the University of Nebraska's Capital Construction Budget Request 2009-2011 Biennium in the priority order recommended by the University of Nebraska Board of Regents. The list includes the university's Building Renewal Task Force requests and priorities.

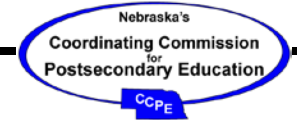
Section III - Governing Board Requests



Capital Construction Request Summary for the University of Nebraska 2009-2011 Biennium

PROJECT DESCRIPTION	Governing Bd. Priority	Total Request	Prior Expenditure	FY 2008-09 App/Reap	FY 2009-10 Request	FY 2010-11 Request	Future Request
UNMC - COLLEGE OF NURSING LINCOLN	1	\$17,587,500	\$0	\$87,500	\$1,000,000	\$7,400,000	\$9,100,000
FIRE/LIFE SAFETY	2	\$15,596,700	\$0	\$0	\$7,593,500	\$8,003,200	\$0
DEFERRED REPAIR	3	\$37,682,425	\$0	\$0	\$23,012,425	\$14,670,000	\$0
ENERGY CONSERVATION	4	\$8,605,500	\$0	\$0	\$7,245,500	\$1,360,000	\$0
AMERICANS W/ DISABILITIES ACT (ADA)	5	\$819,900	\$0	\$0	\$692,000	\$127,900	\$0
TOTAL		\$80,292,025	\$0	\$87,500	\$39,543,425	\$31,561,100	\$9,100,000
FUND SOURCE		Total Request	Prior Expenditure	FY 2008-09 App/Reap	FY 2009-10 Request	FY 2010-11 Request	Future Request
STATE GENERAL FUND/NCCF/CIG. TAX		\$17,587,500	\$0	\$87,500	\$1,000,000	\$7,400,000	\$9,100,000
CASH FUND (TUITION & FEES)		\$0	\$0	\$0	\$0	\$0	\$0
FEDERAL FUNDS		\$0	\$0	\$0	\$0	\$0	\$0
REVOLVING FUNDS		\$0	\$0	\$0	\$0	\$0	\$0
PRIVATE DONATIONS		\$0	\$0	\$0	\$0	\$0	\$0
SUBTOTAL		\$17,587,500	\$0	\$87,500	\$1,000,000	\$7,400,000	\$9,100,000
LB309 TASK FORCE FUNDING		\$49,629,120	\$0	\$0	\$30,167,440	\$19,461,680	\$0
LB309 COOPERATIVE FUNDING		\$13,075,405	\$0	\$0	\$8,375,985	\$4,699,420	\$0
SUBTOTAL		\$62,704,525	\$0	\$0	\$38,543,425	\$24,161,100	\$0
TOTAL		\$80,292,025	\$0	\$87,500	\$39,543,425	\$31,561,100	\$9,100,000

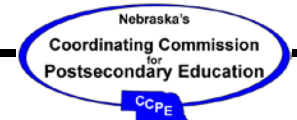
Section III - Governing Board Requests



Nebraska College of Technical Agriculture

The table on the following page provides the Nebraska College of Technical Agriculture's (NCTA) Capital Construction Budget Request 2009-2011 Biennium in the priority order recommended by the University of Nebraska Board of Regents. The list includes NCTA's Building Renewal Task Force requests and priorities.

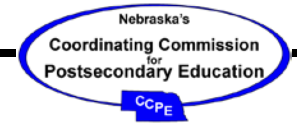
Section III - Governing Board Requests



Capital Construction Request Summary for the Nebraska College of Technical Agriculture 2009-2011 Biennium

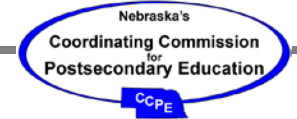
PROJECT DESCRIPTION	Governing Bd. Priority	Total Request	Prior Expenditure	FY 2008-09 App/Reap	FY 2009-10 Request	FY 2010-11 Request	Future Request
NCTA - EDUCATION CENTER	1	\$9,762,000	\$0	\$0	\$858,771	\$3,540,130	\$5,363,099
DEFERRED REPAIR	2	\$796,500	\$0	\$0	\$555,000	\$241,500	\$0
ENERGY CONSERVATION	3	\$1,042,000	\$0	\$0	\$827,000	\$215,000	\$0
TOTAL		\$11,600,500	\$0	\$0	\$2,240,771	\$3,996,630	\$5,363,099
FUND SOURCE		Total Request	Prior Expenditure	FY 2008-09 App/Reap	FY 2009-10 Request	FY 2010-11 Request	Future Request
STATE GENERAL FUND/NCCF/CIG. TAX		\$8,762,000	\$0	\$0	\$770,800	\$3,177,486	\$4,813,714
CASH FUND (TUITION & FEES)		\$0	\$0	\$0	\$0	\$0	\$0
FEDERAL FUNDS		\$0	\$0	\$0	\$0	\$0	\$0
REVOLVING FUNDS		\$0	\$0	\$0	\$0	\$0	\$0
PRIVATE DONATIONS		\$1,000,000	\$0	\$0	\$87,971	\$362,644	\$549,385
SUBTOTAL		\$9,762,000	\$0	\$0	\$858,771	\$3,540,130	\$5,363,099
LB309 TASK FORCE FUNDING		\$1,470,800	\$0	\$0	\$1,105,600	\$365,200	\$0
LB309 COOPERATIVE FUNDING		\$367,700	\$0	\$0	\$276,400	\$91,300	\$0
SUBTOTAL		\$1,838,500	\$0	\$0	\$1,382,000	\$456,500	\$0
TOTAL		\$11,600,500	\$0	\$0	\$2,240,771	\$3,996,630	\$5,363,099

Section III - Governing Board Requests



Section IV - Commission's Statewide Capital Construction Budget Recommendations

Section IV - Commission Recommendations



The table at the end of this section lists all approved capital construction requests from the Nebraska State College System, the University of Nebraska and the Nebraska College of Technical Agriculture (NCTA). The table identifies the Commission's funding recommendations for each project. Projects are shown in alphabetical order. A prioritized list of recommendations for funding Commission-approved projects is provided in Section V of these recommendations.

Before state tax funds may be expended, Commission review and approval is required of those projects defined as "capital construction projects" by statute. This includes projects that utilize more than \$555,000 in state tax funds for purposes of new construction, additions, remodeling, or acquisition of a capital structure by gift, purchase, lease-purchase or other means of construction or acquisition.

In addition to requesting funds for individual capital construction projects, institutions have requested funding from the Building Renewal Allocation Fund as administered by the LB 309 Task Force for Building Renewal. The combined state college and university requests by category (fire & life safety, deferred repair,

Americans with Disability Act (ADA) and energy conservation) and classification are included in the table at the end of this section.


Reaffirmation requests for state college and university projects that received partial funding in prior biennia are also included in the table at the end of this section. This table provides a single location to view the Commission's state funding recommendations for all public postsecondary education capital construction on a single page.

Summary of Recommended Budget Modifications

The Commission is recommending budget modifications to the following three requests:

LB 309 Task Force for Building Renewal Capital Construction Budget Requests: The Commission recommends increasing the annual appropriation to the Building Renewal Allocation Fund as outlined in Section I of these recommendations. An adequate and stable funding stream is needed to slow, and eventually reduce, the deferred repair backlog on university and state college

Section IV - Commission Recommendations



campuses. In reviewing the institutional requests for building renewal funds, the Commission does not recommend funding the UNL University Health Center \$720,000 request because this building is a revenue bond facility supported from student fees. This request for \$720,000 has been excluded from the funding recommendations shown in the table at the end of this section.

UNMC College of Nursing Building Lincoln Division: A complete proposal was not submitted to the Commission by the June 15 deadline to allow sufficient time to review this request and, if approved, to make a budget recommendation and prioritization of this project by the Commission's statutory deadline of October 15. The Commission has taken into consideration the university's request that this project be reviewed as an emergency per Commission rules considering that funding for development of a program statement was not available until July 1, 2008. The Commission will begin review of this proposed project if a complete proposal is submitted.

NCTA Education Center: Commission recommends providing funding up to the amount outlined in the institution's capital construction budget request, contingent

upon the \$1 million in private donations being secured for this project. While there is a clear need for a new education center at NCTA, the Commission urges NCTA, the University and State Government to look for appropriate opportunities to save on the size and cost of this facility - in order to avoid unnecessary capital expenditures and keep ongoing operating and maintenance expenses to the minimum necessary.

The following pages contain summaries of each capital construction request including the amount of state funding requested, Commission approval action, recommended funding modifications by the Commission and a project description.

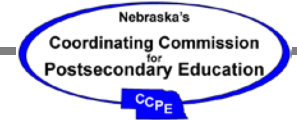
LB 309 Task Force for Building Renewal Capital Construction Budget Requests:

Fire & Life Safety / Deferred Repair / Americans with Disabilities Act / Energy Conservation Requests

Budget Request: \$70,500,328 (higher ed.)

Commission Approval: Approval not required as the Task Force for Building Renewal has statutory responsibility for review and allocation of individual

Section IV - Commission Recommendations



building renewal requests.

Budget Recommendation: The Commission recommends increasing annual cigarette tax appropriations to the Building Renewal Allocation Fund from the current \$9.163 million annual appropriation in order to adequately meet the most urgent fire & life safety needs and stop the growth of the deferred repair backlog.

Project Description: The request includes Fire & Life Safety, Deferred Repair, the Americans with Disabilities Act (ADA) and Energy Conservation requests from the Nebraska State College System, University of Nebraska and Nebraska College of Technical Agriculture. Institutions would provide \$16.8 million in cooperative funds in addition to the funding request identified above.

Nebraska State College System Capital Construction Budget Requests:

CSC Armstrong Physical Educ. Building Add./Renov.

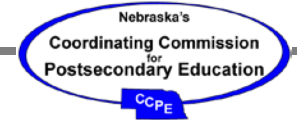
Budget Request: \$12,702,668

Commission Approval: Approved Dec. 7, 2006

Budget Recommendation: Commission recommends providing funding as outlined in the institution's capital construction budget request contingent upon the \$2 million in private donations being secured for this project.

Project Description: This request would construct approximately 75,700 gross square feet (gsf) of additional space and renovate about 21,600 gsf of the Armstrong Physical Education Building on campus. The project would include demolition of roughly 19,000 gsf of single-story space between the existing gymnasium and natatorium (indoor swimming pool) that would be infilled with new construction. New construction would provide space for a new 2,900-seat arena, athletic department and coaching offices, strength and conditioning, sports medicine, athletic equipment storage, locker rooms and team meeting/classroom spaces. The existing gymnasium and natatorium spaces would be renovated. Site work would also include construction of additional parking and correction of existing site drainage problems. The facility, originally constructed in 1957, is primarily used for intercollegiate men's football, men's and women's basketball and women's volleyball

Section IV - Commission Recommendations



programs. The natatorium is used for instruction and recreation purposes. The gymnasium is also used for graduation/baccalaureate, campus assembly and tournament functions. The project is estimated to cost \$14,702,668 (\$151.11/gsf) with \$12,702,668 in state appropriations and \$2 million in private donations proposed as the source of funds. The college estimates that an additional \$320,815/year (\$5.66/gsf/year in 2006 dollars) would be needed for ongoing facility operating and maintenance costs to support the new construction less demolished space.

CSC Rangeland Center

Budget Request: \$3,397,260

Commission Approval: Approved October 12, 2006

Budget Recommendation: Commission recommends providing funding as outlined in the institution's capital construction budget request contingent upon the \$2 million in private donations being secured for this project.

Project Description: The project would construct a 33,600 gross square foot (gsf) facility for the Range Management program and intercollegiate rodeo team

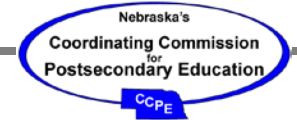
on the southeast corner of campus. The Range Management program would be relocated from the Burkhiser Technology Complex with the vacated spaces being converted back to general-purpose classrooms. The new facility would provide space for two class laboratories for animal and plant study, a herbarium collection room, faculty offices, a 20,000-square-foot arena and an apartment for a building manager. The site would also contain livestock pens for both the Range Management program and rodeo team. The project is estimated to cost \$5,397,260 (\$160.63/gsf). The source of funds would be \$3,397,260 in state appropriations and \$2 million in private donations. The college estimates that an additional \$56,450/year (\$1.68/gsf/year in 2006 dollars) would be needed for ongoing facility operating and maintenance costs.

PSC Athletic Complex Renovation Planning

Budget Request: \$60,000

Commission Approval: Approval not required for development of a program statement. The Commission would review any request for design and

Section IV - Commission Recommendations



construction funding following completion of programming.

Budget Recommendation: The Commission recommends funding for development of a program statement at this time. Commission review and approval of a program statement would be needed prior to allocation of state funding for design and construction. The Commission encourages PSC to seek private funding to supplement state appropriations to the extent possible.

Project Description: The project would provide planning money for the preparation of a program statement and schematic design/design development for the renovation and upgrade of several campus athletic facilities. Renovation and upgrades would include: The addition of restrooms at the baseball/softball complex and renovation of the Oak Bowl stadium, press box, restrooms and field house.

WSC Carhart Science Building Renovation/Addition

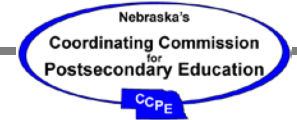
Budget Request: \$15,503,884

Commission Approval: Approved October 13, 2004

Budget Recommendation: Provide funding as outlined in the institution's capital construction budget request.

Project Description: This request would provide funding for the renovation and addition to the Carhart Science Building, originally constructed in 1969. The building houses the Department of Physical Sciences and Math and the Department of Life Sciences. The building also contains a planetarium and natural history museum. Renovation work would include replacement of the mechanical/HVAC system including fume hoods. The renovation would also replace outdated equipment and finishes and address accessibility and functional deficiencies. A proposed addition would provide space for an expanded museum, student commons, relocated greenhouse and study space. In addition to the state funding request of \$15,503,884, prior funding of \$7,128,931 is being used to supplement this project. This prior funding includes Task Force for Building Renewal funds for a building addition for an elevator, emergency exit stairwell and ADA restrooms. Private donations, campus operating funds and student capital improvement fees have also been used to begin design and renovation.

Section IV - Commission Recommendations



WSC U.S. Conn Library Renovation Planning

Budget Request: \$150,000

Commission Approval: Approved Dec. 21, 2006

Budget Recommendation: The Commission recommends funding for development of a program statement at this time. Commission review and approval of a program statement would be needed prior to allocation of state funding for design and construction.

Project Description: The project would fund a program statement for the renovation of U.S. Conn Library. The 75,573 gross square foot library was constructed in 1955, with an addition in completed in 1970. The college states that the current design and resultant uses of the Library do not effectively support the needs of current and future students. Renovation would address aged and inefficient building systems, enhance the efficiency of building operations and utilization and to provide the services and atmosphere for scholarly research and collaborative activities necessary in our technologically advanced society. According to WSC, the building no longer adequately

addresses the learning resource needs of students and faculty nor the increased demand as evidenced by increased head counts and materials usage. The library serves as the academic hub for research and scholarly activity if it provides the services sought by students including ready access to superior technology, space for formal and informal study groups, out-of-classroom learning areas that promote the exchange of ideas and information between students and faculty and the provision of multi-modal learning resources.

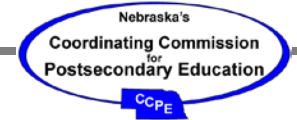
University of Nebraska Capital Construction Budget Requests:

UNMC College of Nursing Building Lincoln Division

Budget Request: \$ 17,587,500

Commission Approval: A complete proposal was not submitted to the Commission by the June 15 deadline to allow sufficient time to review this request and, if approved, to make a budget recommendation and prioritization of this project by the Commission's statutory deadline of October 15. The Commission

Section IV - Commission Recommendations



has taken into consideration the university's request that this project be reviewed as an emergency per Commission rules considering that funding for development of a program statement was not available until July 1, 2008. The Commission will begin review of this proposed project if a complete proposal is submitted.

Budget Recommendation: A recommendation on funding this project is contingent upon Commission review and approval of a complete proposal.

Project Description: The proposed project would construct a permanent home for the UNMC College of Nursing Lincoln Division to replace current leased space, provide room for enrollment growth and provide an on-campus educational environment in a new 45,525 gross square foot facility on the UNL East Campus. The building would house classrooms, class labs and education support space along with administrative space to accommodate current and new faculty and staff and space for research programs.

Nebraska College of Technical Agriculture Capital Construction Budget Request: NCTA Education Center

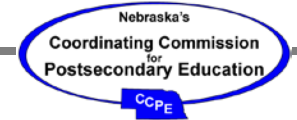
Budget Request: \$8,762,000

Commission Approval: September 16, 2008

Budget Recommendation: Commission recommends providing funding up to the amount outlined in the institution's capital construction budget request, contingent upon the \$1 million in private donations being secured for this project. While there is a clear need for a new education center at NCTA, the Commission urges NCTA, the University and State Government to look for appropriate opportunities to save on the size and cost of this facility - in order to avoid unnecessary capital expenditures and keep ongoing operating and maintenance expenses to the minimum necessary.

Project Description: The project would replace antiquated space on campus and provide additional science lab and auditorium space not presently available in a new 37,030 gross square foot facility. The existing Dairy Barn (7,344 gsf) and Horticulture Classroom Building (2,044 gsf), both constructed in

Section IV - Commission Recommendations



1935, would be demolished. A new education center would serve several purposes. Agronomy/horticultural systems classroom, class laboratory and office space would be relocated to the new building from the Veterinary Technology Building, which serves as temporary space after being relocated from the substandard Horticulture Classroom Building. Substandard veterinary technology classroom, class laboratory and student commons space in the Old Dairy Barn would be relocated into the new facility. A 145-seat auditorium that would be dividable into four general-purpose classrooms would be included in the project. Construction of new general-purpose classroom space would allow existing classrooms in Agriculture Hall to be remodeled into faculty office space as campus enrollment increases. The new building would also include sufficient space to relocate the canine and feline kennels and associated service space from the Veterinary Technology Building, in part to meet ventilation requirements associated with Association for Assessment and Accreditation of Laboratory Animal Care (AAALAC) standards. A multi-purpose room would also be included to accommodate student organization

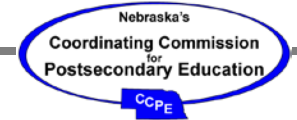
meetings/functions, continuing education programs and community meetings/functions. The estimated total project cost is \$9,762,000 (\$263.62/gsf) with \$8,762,000 in state appropriations and \$1 million in private donations proposed as the source of funds. An increase in facility operating and maintenance costs of \$47,500/year (\$1.72/gsf/year in 2008 dollars) was approved by the Board of Regents as part of the project.

LB 605 Facilities Fee Projects:

The Legislature passed and the Governor signed LB 605 in the April 2006. The bill authorized the expenditure of up to \$288.65 million in state appropriations and matching institutional funding (student tuition and fees) to finance long-term bonds by university and state college facilities corporations. Bonds would be financed over 14 years to address university and state college facility renovation/replacement and campus infrastructure projects.

The following list identifies projects and status of Commission review for Nebraska State College System LB 605 facilities fees projects:

Section IV - Commission Recommendations

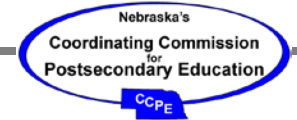


- CSC Academic/Administration Building renovation (approved by the Commission)
- PSC emergency power generator (approval not required by the Commission)
- PSC AI Wheeler Activity Center bleacher replacement (approval not required by the Commission)
- PSC AI Wheeler Activity Center renovation and addition (approved by the Commission)
- WSC Campus Services Building addition and renovation (revised smaller project approved by the Commission)
- WSC Rice Auditorium renovation (approved by the Commission)
- WSC Memorial Stadium renovation (approved by the Commission)
- System-wide miscellaneous fire & life safety, energy conservation, deferred repair, ADA and asbestos removal projects (approval not required by the Commission)

The following list identifies projects and status of Commission review for University of Nebraska LB 605 facilities fees projects:

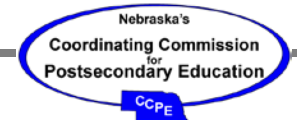
- UNK Bruner Hall of Science renovation (approved by the Commission)
- UNK utility infrastructure (approved by the Commission)
- UNL Physical Science Center replacement facility (approved by the Commission)
- UNL Keim Hall renovation (approved by the Commission)
- UNL Sheldon Memorial Art Gallery exterior rehabilitation (approved by the Commission)
- UNL Animal Science Complex renovation (approved by the Commission)
- UNMC College of Dentistry renovation (approved by the Commission)
- UNMC Bennett Hall renovation (approved by the Commission)
- UNMC Poynter Hall renovation (incomplete proposal submitted to the Commission for review)

Section IV - Commission Recommendations



- UNMC Wittson Hall renovation (proposal to be submitted to the Commission for approval)
- UNMC Eppley Cancer Center renovation (proposal to be submitted to the Commission for approval)
- UNO Library renovation (approved by the Commission)
- UNO utility infrastructure (approved by the Commission)


Section IV - Commission Recommendations



Capital Construction Budget Recommendations 2009-2011 Biennium for the Nebraska State College System, University of Nebraska & Nebraska College of Technical Agriculture

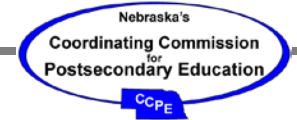
Institution	Project Title	Recommended Project Cost	Prior Expend./ Approp/Reaffir	Request Biennium		Future Consideration	Status/ Commission Action
				FY 2009-10	FY 2010-11		
Reaffirmation of Partially Funded Projects							
St. Col./Univ.	Systemwide - LB1100 Facilities Fee Projects	\$121,774,543	\$116,574,543	\$5,200,000	\$0	\$0	Approved 20 of 20 Proj.
St. Col./Univ.	Systemwide - LB605 Facilities Fee Projects	\$288,650,000	\$30,942,454	\$18,825,000	\$24,325,000	\$214,557,546	Approved 18 of 21 Proj.
PSC/WSC	PSC Library/Old Gym & WSC Power Plant	\$12,642,929	\$12,642,929	\$0	\$0	\$0	Approved
<i>Subtotal - Reaffirmations</i>		<i>\$423,067,472</i>	<i>\$160,159,926</i>	<i>\$24,025,000</i>	<i>\$24,325,000</i>	<i>\$214,557,546</i>	
LB 309 Task Force for Building Renewal							
St. Col./Univ.	ADA - Class I Requests	\$1,205,080	\$0	\$0	\$1,205,080	\$0	Approval Not Required
St. Col./Univ.	ADA - Class II Requests	\$519,900	\$0	\$0	\$0	\$519,900	Approval Not Required
St. Col./Univ.	Deferred Repair - Class I Requests	\$28,411,613	\$0	\$14,205,807	\$14,205,807	\$0	Approval Not Required
St. Col./Univ.	Deferred Repair - Class II Requests	\$26,473,162	\$0	\$0	\$0	\$26,473,162	Approval Not Required
St. Col./Univ.	Energy Conservation - Class I Requests	\$9,677,500	\$0	\$2,419,375	\$7,258,125	\$0	Approval Not Required
St. Col./Univ.	Energy Conservation - Class II Requests	\$3,014,000	\$0	\$0	\$0	\$3,014,000	Approval Not Required
St. Col./Univ.	Fire & Life Safety - Class I Requests	\$9,147,580	\$0	\$6,860,685	\$2,286,895	\$0	Approval Not Required
St. Col./Univ.	Fire & Life Safety - Class II Requests	\$8,101,200	\$0	\$0	\$810,120	\$7,291,080	Approval Not Required
<i>Subtotal - LB 309 Task Force Requests</i>		<i>\$86,550,035</i>	<i>\$0</i>	<i>\$23,485,867</i>	<i>\$25,766,027</i>	<i>\$37,298,142</i>	
Nebraska State College System							
CSC	Armstrong Physical Educ. Bldg. Add./Renov.	\$14,702,668	\$0	\$0	\$14,702,668	\$0	Approved
CSC	Rangeland Center	\$5,397,260	\$0	\$0	\$5,397,260	\$0	Approved
PSC	Athletic Complex Renovation Planning	\$60,000	\$0	\$30,000	\$30,000	\$0	Approval Not Required
WSC	Carhart Science Building Renovation/Add.	\$22,632,815	\$7,128,931	\$15,503,884	\$0	\$0	Approved
WSC	U.S. Conn Library Renovation Planning	\$150,000	\$0	\$150,000	\$0	\$0	Approval Not Required
<i>Subtotal - Nebraska State College System</i>		<i>\$42,942,743</i>	<i>\$7,128,931</i>	<i>\$15,683,884</i>	<i>\$20,129,928</i>	<i>\$0</i>	
University of Nebraska							
UNMC	College of Nursing - Lincoln Division Bldg.	\$0	\$0	\$0	\$0	\$0	Incomplete Proposal
<i>Subtotal - University of Nebraska</i>		<i>\$0</i>	<i>\$0</i>	<i>\$0</i>	<i>\$0</i>	<i>\$0</i>	
Nebraska College of Technical Agriculture at Curtis							
NCTA	Education Center	\$9,762,000	\$0	\$858,771	\$3,540,130	\$5,363,099	Approved
<i>Subtotal - Nebraska College of Technical Agriculture</i>		<i>\$9,762,000</i>	<i>\$0</i>	<i>\$858,771</i>	<i>\$3,540,130</i>	<i>\$5,363,099</i>	
Means of Financing							
State Bldg. Fund/NE Capital Constr. Fund/Cig. Taxes		\$327,393,069	\$94,517,929	\$47,043,894	\$52,233,210	\$133,598,036	
Cash/Revolving Funds (incl. CIF & LB 309 Coop Funds)		\$227,529,182	\$70,370,928	\$16,921,657	\$17,165,231	\$123,071,366	
Federal Funds		\$0	\$0	\$0	\$0	\$0	
Private Donations		\$7,400,000	\$2,400,000	\$87,971	\$4,362,644	\$549,385	
Total - Nebr. State College Sys. / Univ. of Nebr. / NCTA		\$562,322,250	\$167,288,857	\$64,053,522	\$73,761,085	\$257,218,787	

Section IV - Commission Recommendations



*Section V - Commission
Prioritization of Approved
Capital Construction Requests*

Section V - Commission Prioritization of Approved Projects



The Commission's priorities for the 2009-2011 biennium are included on page V-7. This recommended sequencing of approved capital construction projects combines the separate budget requests from the Nebraska State College System, the University of Nebraska and the Nebraska College of Technical Agriculture. Only capital projects previously approved by the governing boards and the Commission which are requesting state funding in the biennial budget request are considered for prioritization by the Commission.

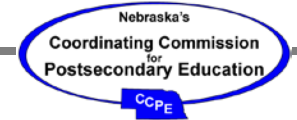
The Commission's prioritized list is intended to identify from a statewide perspective what the most urgent capital construction needs are for the coming biennium and to assist the Governor and Legislature in developing a strategy to address these needs. The Commission's highest priority is fire and life safety - class I requests.

The Commission realizes that limited tax funds are available to meet these needs. However, as outlined in Section I, it is estimated that approximately \$92 million in deferred repair and renovation/ remodeling funding is needed each biennium just to maintain public postsecondary education's state-supported facilities in their present condition.

Reaffirmation requests totaling \$31.8 million in previously approved renovation/repair projects for the 2009-2011 biennium would meet a portion of this need. An additional \$60.2 million in deferred repair and renovation/remodel funding would still be needed for the biennium to address existing facility needs. Funding sources that could meet this need include state appropriations (including Building Renewal Allocation Funds), institutional operating funds (including tuition and fees), and private donations.

The Commission recommends that as revenue becomes available, projects be funded in their entirety. Partially funding a capital construction request is not recommended for the following reasons: 1) Partial funding increases the overall cost of a project between 5% to 10% due to additional contractor start-up and shut-down costs; 2) partial funding also increases inflationary costs as a result of phasing these projects; and 3) partially completed projects do not fully meet the needs of the students, faculty, staff and public that utilize these facilities and creates further disruptions when the project is finally completed.

Section V - Commission Prioritization of Approved Projects



Methodology

The Commission uses 10 weighted criteria to evaluate individual capital construction project requests in developing a list of statewide priorities. The percentage resulting from these criteria's cumulative point total establishes the recommended funding order of capital projects. In developing the prioritization process, a primary goal of the Commission is to protect building occupants and prevent further deterioration of the state's existing physical assets.

The following outline provides a synopsis of each criterion, including the maximum point total for each.

1. **Statewide Facilities Category Ranking** (30 points maximum)

The Commission determines statewide ranking of broad facilities request categories as part of a continual evaluation of the state's needs.

2. **Sector Initiatives** (10 points maximum)

Governing boards may designate initiatives that promote immediate sector capital construction needs for the coming biennium.

3. **Institutional Strategic and Long-Range Planning** (10 points maximum)

Governing boards may display the need for individual capital construction requests through institutional strategic and long-range planning.

4. **Immediacy of Need** (10 points maximum)

Urgency of need for a capital construction request is considered.

5. **Quality of Facility** (10 points maximum)

The condition and function of a program or service's facility(s) is considered in the development of priorities.

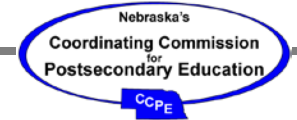
6. **Avoid Unnecessary Duplication** (10 points max.)

Unnecessary duplication is evaluated in this process by reviewing the ability to increase access and/or serve a valid need while avoiding unnecessary duplication.

7. **Appropriate Quantity of Space** (5 points maximum)

An institution can show how a capital construction request provides an appropriate quantity of space for the intended program or service.

Section V - Commission Prioritization of Approved Projects



8. **Statewide Role and Mission** (5 points maximum)

Broad statewide role and mission categories is considered.

9. **Facility Maintenance Expenditures** (5 points max.)

Ability of an institution to maintain its existing facilities is considered.

10. **Ongoing Costs** (5 points maximum)

Potential long-term costs (or savings) associated with a capital construction project is considered.

Individual criteria are explained in detail within the complete document available on the Commission's web site at <http://www.ccpe.state.ne.us/>. Explanatory comments identifying how points were determined for individual capital construction project requests are included at the end of this section.

Sector Initiatives

The Commission encourages governing boards to target specific areas of their capital budget requests as "sector initiatives." These initiatives are then considered in the Commission's prioritization of individual capital construction project requests. This allows each sector to

identify programmatic initiatives related to capital construction requests that are a high priority to the institution and the state. The need for a facility cannot be determined solely on how much space an institution requires or the condition of its buildings. Facilities should also be evaluated based on whether they address strategic initiatives for postsecondary education or respond expeditiously to meet Nebraskans' educational, economic and societal needs. This allows each sector to identify its immediate or short-term initiatives that relate to capital construction.

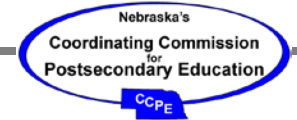
The Commission's prioritization process allows the Nebraska State College System Board of Trustees to identify up to two sector initiatives and the University of Nebraska Central Administration to designate up to three sector initiatives.

Nebraska State College System:

The Nebraska State College System Board of Trustees approved the following language:

- "To enhance educational opportunities for students and increase the potential for enrollment and retention, the Board of Trustees of the Nebraska State Colleges will focus its attention during the 2009-2011 biennium on capital projects that

Section V - Commission Prioritization of Approved Projects



renovate existing instructional and recreational facilities to the most efficient, productive condition possible.

- Where new construction is necessary: to replace a deteriorating facility, enhance technology learning and utilization, or accommodate enrollment growth in our service area, the facilities will incorporate the most energy efficient, easily maintained construction components that can be acquired within allowable resources. Technology resources will be designed to facilitate cooperative ventures with educational partners and enhance opportunities for student access and administrative savings."

University of Nebraska:


The University of Nebraska has identified the following sector initiatives:

- The university's first priority, the College of Nursing – Lincoln Division will help stem the growing nursing shortage that affects Nebraskans' access to quality health care, intensifying as the population ages. The project will facilitate production of future faculty to better

educate nurses to meet the increasing demand by health care agencies.

- The university's second priority project is the Education Center at the Nebraska College of Technical Agriculture. The proposed building will replace two old, inadequate and deficient buildings constructed in the 1930's that house classrooms, labs and animal quarters with a state of the art Education Center. The new facility will promote placement of young Nebraska farmers and ranchers in rural communities who will become partners in agricultural enterprises upon graduation.
- The university's third, fourth, fifth and sixth priority projects fall within the Class I Fire and Life Safety, Deferred Maintenance, Energy Conservation and ADA category funded through the Task Force for Building Renewal. These projects address critical needs of safety, avoid costly damage to the buildings, utility system or their components, rectify excessive use of energy resources and represent situations where modifications are necessary to comply with the Americans with Disabilities Act of 1990.

Section V - Commission Prioritization of Approved Projects

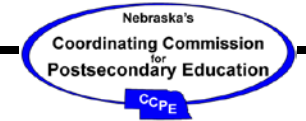


Statewide Capital Priority Recommendations 2009-2011 Biennium for the Nebraska State College System, University of Nebraska & Nebr. College of Technical Agriculture

Priority	Institution	Project Title ¹	2009-2011 Biennium Funding Amount Recommend	Prioritization Criteria											Total Points	Possible Points	Percent of Points
				Statewide Facilities Category Rank	Sector Initiatives	Inst. Strategic & Long-Range Plan	Immediacy of Need	Addressing Quality of Facility	Avoid Unnecessary Duplication	Appropriate Quantity of Space	Statewide Role & Mission	Bldg. Maintenance Expenditures	Ongoing Costs				
1.	St. Col./Univ.	Fire & Life Safety - Class I Requests	\$9,147,580	30.0	0.0	---	10.0	10.0	10.0	---	3.5	4.0	3.0	70.5	85	83%	
2.	WSC	Carhart Science Building Renovation/Add.	\$15,503,884	20.3	10.0	10.0	9.0	8.0	8.0	4.0	4.6	5.0	2.0	80.8	100	81%	
3.	WSC	U.S. Conn Library Renovation Planning	\$150,000	18.0	10.0	10.0	7.0	8.0	10.0	---	5.0	5.0	3.0	76.0	95	80%	
4.	St. Col./Univ.	Deferred Repair - Class I Requests	\$28,411,613	27.0	0.0	---	10.0	9.0	10.0	---	4.2	3.8	3.0	67.0	85	79%	
5.	CSC	Armstrong Physical Educ. Bldg. Add./Renov.	\$14,702,668	16.2	10.0	10.0	7.0	8.0	10.0	5.0	5.0	5.0	2.0	78.2	100	78%	
5.	CSC	Rangeland Center	\$5,397,260	17.6	10.0	10.0	8.0	5.0	10.0	5.0	5.0	5.0	2.0	77.6	100	78%	
7.	PSC	Athletic Complex Renovation Planning	\$60,000	18.0	10.0	10.0	7.0	6.0	10.0	---	5.0	5.0	2.0	73.0	95	77%	
8.	St. Col./Univ.	Energy Conservation - Class I Requests	\$9,677,500	24.0	0.0	---	9.0	8.0	10.0	---	4.0	4.3	5.0	64.3	85	76%	
9.	NCTA	Education Center	\$4,398,901	14.9	---	10.0	9.0	10.0	8.0	4.0	4.9	5.0	2.0	67.8	90	75%	
10.	St. Col./Univ.	ADA - Class I Requests	\$1,205,080	24.0	0.0	---	9.0	8.0	10.0	---	4.7	3.7	3.0	62.4	85	73%	
11.	St. Col./Univ.	Fire & Life Safety - Class II Requests	\$810,120	21.0	0.0	---	9.0	7.0	10.0	---	4.5	4.8	3.0	59.3	85	70%	
12.	St. Col./Univ.	Deferred Repair - Class II Requests	\$0	12.0	0.0	---	7.0	4.0	10.0	---	4.3	5.0	3.0	45.3	85	53%	
13.	St. Col./Univ.	Energy Conservation - Class II Requests	\$0	9.0	0.0	---	6.0	3.0	10.0	---	4.5	5.0	4.0	41.5	85	49%	
14.	St. Col./Univ.	ADA - Class II Requests	\$0	6.0	0.0	---	6.0	2.0	10.0	---	4.6	5.0	3.0	36.6	85	43%	
Possible Points for each Prioritization Criterion			\$89,464,606	30.0	10.0	10.0	10.0	10.0	10.0	5.0	5.0	5.0	5.0		100		

¹ Projects requesting reaffirmation funding or Commission-approved projects that are not requesting funds are not included on this prioritized list.

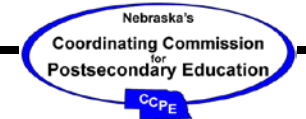
#1 LB 309 / Fire & Life Safety - Class I Requests



Date of Governing Board Approval: Not Applicable.
Date of Commission Approval: Not required for this type of project.
Phasing Considerations: No phasing considerations.

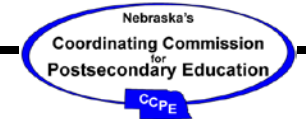
Prioritization Criteria Descriptions and Comments	Awarded Points	Maximum Points
<p>1. Ranking the project according to broad statewide facilities categories. <i>Comments:</i> Fire & Life Safety - Class I requests are ranked 1st out of 10 statewide facilities categories used to evaluate overall statewide needs.</p>	30	30
<p>2. Project contains a governing board designated "sector initiative." <i>Comments:</i> This request does not contain a designated sector initiative.</p>	0	10
<p>3. Degree that project complies with strategic and comprehensive facilities plans. <i>Comments:</i> Not applicable for this type of request.</p>	0	0
<p>4. The immediacy of need for the project. <i>Comments:</i> These projects require immediate action to ensure the safety of occupants and protect the State's capital investments.</p>	10	10
<p>5. The quality of the existing facility as measured by its physical condition and functionality. <i>Comments:</i> Fire & Life Safety - Class I requests are awarded the maximum points allowed for this criterion.</p>	10	10
<p>6. Degree that the project demonstrates it is not an unnecessary duplication of facilities. <i>Comments:</i> This request does not unnecessarily duplicate facilities.</p>	10	10

#1 LB 309 / Fire & Life Safety - Class I Requests Continued



Prioritization Criteria Descriptions and Comments	Awarded Points	Maximum Points
<p>7. The amount of space requested as compared with a program's needs. <i>Comments:</i> This criterion is not applicable since this request will not increase building area.</p>	0	0
<p>8. Types of space in the project compared to statewide role and mission priorities. <i>Comments:</i> This request will provide fire and life safety code compliance to instructional, academic/student support, research and administrative/operational facilities. A weighted average of points awarded for each type of space was used in awarding points for this request.</p>	3.47	5
<p>9. Degree that the institution maintains its existing tax-supported facilities. <i>Comments:</i> This request contains projects from the following institutions: CSC, PSC, WSC, UNK, UNL, UNMC and UNO. A weighted average of points awarded to each institution was used in awarding points for this request of which UNK and UNO received less than the maximum points allowed.</p>	4.02	5
<p>10. The potential long-term costs (or savings) associated with a project. <i>Comments:</i> This request does not require additional state resources for facility's operations and maintenance.</p>	3	5
<p>TOTAL POINTS</p>	70.5	85
<p>PERCENTAGE OF AWARDED POINTS/MAXIMUM POINTS</p>	82.9%	

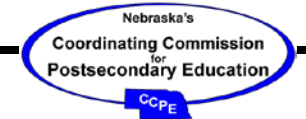
#2 WSC / Carhart Science Building Renovation & Addition



Date of Governing Board Approval: June 10, 2004
Date of Commission Approval: October 13, 2004
Phasing Considerations: No phasing considerations.

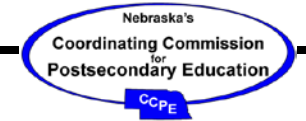
Prioritization Criteria Descriptions and Comments	Awarded Points	Maximum Points
<p>1. Ranking the project according to broad statewide facilities categories.</p> <p><i>Comments:</i> 31.5% of the project cost is partially funded with which is the 2nd ranked statewide facilities category. The project includes 59,503 gross square feet (85.86% of project space) of renovation/replacement space, which is the 5th ranked statewide facilities category. The remaining 9,802 gsf (14.14% of project space) is new construction, which is the 7th ranked statewide facilities category.</p>	20.25	30
<p>2. Project contains a governing board designated "sector initiative."</p> <p><i>Comments:</i> The state colleges' sector initiatives state "To enhance educational opportunities for students and increase the potential for enrollment and retention, the Board of Trustees of the Nebraska State Colleges will focus its attention during the 2009-2011 biennium on capital projects that renovate existing instructional and recreational facilities to the most efficient, productive condition possible."</p>	10	10
<p>3. Degree that project complies with strategic and comprehensive facilities plans.</p> <p><i>Comments:</i> The WSC <i>Campus Master Plan</i> approved by the Board of Trustees on April 9, 2002 identified the renovation and addition to the Carhart Science Building as a future project. The Plan identifies external and internal environmental trends, forecasts and assumptions that affect the project's programs and services. The Plan also links strategic planning initiatives to the capital plan.</p>	10	10
<p>4. The immediacy of need for the project.</p> <p><i>Comments:</i> This request should be funded in the coming biennium.</p>	9	10
<p>5. The quality of the existing facility as measured by its physical condition and functionality.</p> <p><i>Comments:</i> This building, currently in fair condition, will address all physical and functional deficiencies.</p>	8	10

#2 WSC / Carhart Science Building Renovation & Addition Continued



Prioritization Criteria Descriptions and Comments	Awarded Points	Maximum Points
<p>6. Degree that the project demonstrates it is not an unnecessary duplication of facilities.</p> <p><i>Comments:</i> This request includes an increase of one classroom to the existing building that would require enrollment increase to be well utilized.</p>	8	10
<p>7. The amount of space requested as compared with a program's needs.</p> <p><i>Comments:</i> <i>University of Nebraska Space Guidelines</i> were the starting point for office, classroom and class laboratory space assignments. Classroom and class lab utilization data indicates that there is current capacity on campus to accommodate additional enrollment growth. Programmatic justification of ancillary space appears justified.</p>	4	5
<p>8. Types of space in the project compared to statewide role and mission priorities.</p> <p><i>Comments:</i> This proposal affects undergraduate instructional (79.4%), public service (12.5%) and applied research (8.1%) space.</p>	4.59	5
<p>9. Degree that the institution maintains its existing tax-supported facilities.</p> <p><i>Comments:</i> WSC's facility maintenance expenditures per gross square foot of state-supported buildings are 69% above the average of masters institutions per a national survey.</p>	5	5
<p>10. The potential long-term costs (or savings) associated with a project.</p> <p><i>Comments:</i> This request requires additional state resources for operations and maintenance of the addition.</p>	2	5
<p>TOTAL POINTS</p>	80.8	100
<p>PERCENTAGE OF AWARDED POINTS/MAXIMUM POINTS</p>		80.8%

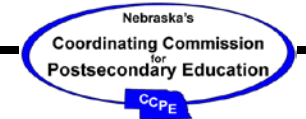
#3 WSC U.S. Conn Library Renovation Planning



Date of Governing Board Approval: June 6, 2008
Date of Commission Approval: Not required for development of program statement.
Phasing Considerations: No phasing considerations.

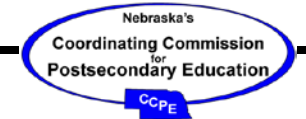
Prioritization Criteria Descriptions and Comments	Awarded Points	Maximum Points
<p>1. Ranking the project according to broad statewide facilities categories. <i>Comments:</i> Programming requests are ranked 5th out of 10 statewide facilities categories used to evaluate overall statewide needs.</p>	18	30
<p>2. Project contains a governing board designated "sector initiative." <i>Comments:</i> The state colleges' sector initiatives state "To enhance educational opportunities for students and increase the potential for enrollment and retention, the Board of Trustees of the Nebraska State Colleges will focus its attention during the 2009-2011 biennium on capital projects that renovate existing instructional and recreational facilities to the most efficient, productive condition possible."</p>	10	10
<p>3. Degree that project complies with strategic and comprehensive facilities plans. <i>Comments:</i> The WSC <i>Campus Master Plan</i> approved by the Board of Trustees on April 9, 2002 identified the renovation of the U.S. Conn Library as a future project. The Plan identifies external and internal environmental trends, forecasts and assumptions that affect the project's programs and services. The Plan also links strategic planning initiatives to the capital plan.</p>	10	10
<p>4. The immediacy of need for the project. <i>Comments:</i> This request should be funded in the next five years.</p>	7	10

#3 WSC U.S. Conn Library Renovation Planning Continued



Prioritization Criteria Descriptions and Comments	Awarded Points	Maximum Points
<p>5. The quality of the existing facility as measured by its physical condition and functionality. <i>Comments:</i> The existing library building is in fair physical condition. This project would appear to address all functional problems with existing spaces.</p>	8	10
<p>6. Degree that the project demonstrates it is not an unnecessary duplication of facilities. <i>Comments:</i> This request does not unnecessarily duplicate facilities.</p>	10	10
<p>7. The amount of space requested as compared with a program's needs. <i>Comments:</i> This criterion is not applicable since detailed space needs would be developed as part of the project's programming phase.</p>	0	0
<p>8. Types of space in the project compared to statewide role and mission priorities. <i>Comments:</i> This proposal affects undergraduate instructional and academic support space.</p>	5	5
<p>9. Degree that the institution maintains its existing tax-supported facilities. <i>Comments:</i> WSC's facility maintenance expenditures per gross square foot of state-supported buildings are 69% above the average of masters institutions per a national survey.</p>	5	5
<p>10. The potential long-term costs (or savings) associated with a project. <i>Comments:</i> This request does not appear to require additional state resources for facility's operations and maintenance.</p>	3	5
<p>TOTAL POINTS</p>	76.0	95
<p>PERCENTAGE OF AWARDED POINTS/MAXIMUM POINTS</p>	80.0%	


#4 LB 309 / Deferred Repair - Class I Requests



Date of Governing Board Approval: Not Applicable.
Date of Commission Approval: Not required for this type of project.
Phasing Considerations: No phasing considerations.

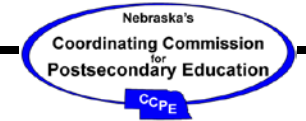
Prioritization Criteria Descriptions and Comments	Awarded Points	Maximum Points
<p>1. Ranking the project according to broad statewide facilities categories. <i>Comments:</i> Deferred Repair - Class I requests are ranked 2nd out of 10 statewide facilities categories used to evaluate overall statewide needs.</p>	27	30
<p>2. Project contains a governing board designated "sector initiative." <i>Comments:</i> This request does not contain a designated sector initiative.</p>	0	10
<p>3. Degree that project complies with strategic and comprehensive facilities plans. <i>Comments:</i> Not applicable for this type of request.</p>	0	0
<p>4. The immediacy of need for the project. <i>Comments:</i> These projects require immediate action to avoid costly damage to buildings and equipment.</p>	10	10
<p>5. The quality of the existing facility as measured by its physical condition and functionality. <i>Comments:</i> Deferred Repair - Class I requests are awarded nine points for this criterion.</p>	9	10
<p>6. Degree that the project demonstrates it is not an unnecessary duplication of facilities. <i>Comments:</i> This request does not unnecessarily duplicate facilities.</p>	10	10

#4 LB 309 / Deferred Repair - Class I Requests Continued



Prioritization Criteria Descriptions and Comments	Awarded Points	Maximum Points
<p>7. The amount of space requested as compared with a program's needs. <i>Comments:</i> This criterion is not applicable since this request will not increase building area.</p>	0	0
<p>8. Types of space in the project compared to statewide role and mission priorities. <i>Comments:</i> This request will repair instructional, academic/student support, research, public service and administrative/operational facilities. A weighted average of points awarded for each type of space was used in awarding points for this request.</p>	4.2	5
<p>9. Degree that the institution maintains its existing tax-supported facilities. <i>Comments:</i> This request contains projects from the following institutions: CSC, PSC, WSC, UNK, UNL, UNMC, UNO and NCTA. A weighted average of points awarded to each institution was used in awarding points for this request of which UNK and UNO received less than the maximum points allowed.</p>	3.84	5
<p>10. The potential long-term costs (or savings) associated with a project. <i>Comments:</i> This request does not require additional state resources for facility's operations and maintenance.</p>	3	5
<p>TOTAL POINTS</p>	67.0	85
<p>PERCENTAGE OF AWARDED POINTS/MAXIMUM POINTS</p>	78.9%	


#5 CSC / Armstrong Physical Education Building Addition/Renovation



Date of Governing Board Approval: September 15, 2006
Date of Commission Approval: December 7, 2006
Phasing Considerations: No phasing considerations.

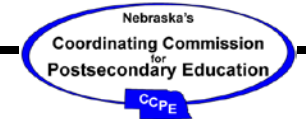
Prioritization Criteria Descriptions and Comments	Awarded Points	Maximum Points
<p>1. Ranking the project according to broad statewide facilities categories.</p> <p><i>Comments:</i> This proposal has 9.6% of the project cost as partially funded with alternative funding sources, which are the 2nd highest ranked statewide facilities category. The remainder the project is renovation/replacement space, which is the 5th ranked statewide facilities category and new construction that is the 7th ranked statewide facilities category.</p>	16.2	30
<p>2. Project contains a governing board designated "sector initiative."</p> <p><i>Comments:</i> The state colleges' sector initiatives state "To enhance educational opportunities for students and increase the potential for enrollment and retention, the Board of Trustees of the Nebraska State Colleges will focus its attention during the 2009-2011 biennium on capital projects that renovate existing instructional and recreational facilities to the most efficient, productive condition possible."</p>	10	10
<p>3. Degree that project complies with strategic and comprehensive facilities plans.</p> <p><i>Comments:</i> The CSC Campus Facilities Master Plan approved by the Board of Trustees on November 13, 2001, identified the need to remove and replace the Armstrong Gym and Natatorium. The Plan identifies external and internal environmental trends, forecasts and assumptions that affect the project's programs and services. The Plan also links strategic planning initiatives to the capital plan.</p>	10	10
<p>4. The immediacy of need for the project.</p> <p><i>Comments:</i> This project is needed within the five years to meet program needs.</p>	7	10

#5 CSC / Armstrong Physical Education Bldg. Addition/Renovation Continued



Prioritization Criteria Descriptions and Comments	Awarded Points	Maximum Points
<p>5. The quality of the existing facility as measured by its physical condition and functionality. <i>Comments:</i> The existing facility is in fair physical condition. Existing utility services would also be improved by renovating or replacing the existing facility.</p>	8	10
<p>6. Degree that the project demonstrates it is not an unnecessary duplication of facilities. <i>Comments:</i> This request does not unnecessarily duplicate facilities.</p>	10	10
<p>7. The amount of space requested as compared with a program's needs. <i>Comments:</i> The amount of space identified in the program statement has been adequately justified.</p>	5	5
<p>8. Types of space in the project compared to statewide role and mission priorities. <i>Comments:</i> This proposal affects student support space.</p>	5	5
<p>9. Degree that the institution maintains its existing tax-supported facilities. <i>Comments:</i> Facility maintenance expenditures per gross square foot of state-supported buildings at CSC are 70% of the average of masters institutions per a national survey. However, CSC expended 2.2% of its state appropriations and tuition on facility maintenance, which represents a reasonable effort to maintain its state-supported facilities with limited funds.</p>	5	5
<p>10. The potential long-term costs (or savings) associated with a project. <i>Comments:</i> This request would require additional state resources for operations and maintenance of a new building.</p>	2	5
<p>TOTAL POINTS</p>	78.2	100
<p>PERCENTAGE OF AWARDED POINTS/MAXIMUM POINTS</p>		78.2%


#5 CSC / Rangeland Center



Date of Governing Board Approval: February 2, 2006
Date of Commission Approval: October 12, 2006
Phasing Considerations: No phasing considerations.

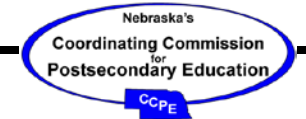
Prioritization Criteria Descriptions and Comments	Awarded Points	Maximum Points
<p>1. Ranking the project according to broad statewide facilities categories. <i>Comments:</i> 37% of the project costs are partially funded with alternative funding sources which is the 2nd ranked statewide facilities category. The remaining points are assigned as new construction, which is ranked 7th out of 10 statewide facilities.</p>	17.6	30
<p>2. Project contains a governing board designated "sector initiative." <i>Comments:</i> The state colleges' sector initiatives state "To enhance educational opportunities for students and increase the potential for enrollment and retention, the Board of Trustees of the Nebraska State Colleges will focus its attention during the 2009-2011 biennium on capital projects that renovate existing instructional and recreational facilities to the most efficient, productive condition possible."</p>	10	10
<p>3. Degree that project complies with strategic and comprehensive facilities plans. <i>Comments:</i> The CSC <i>Campus Facilities Master Plan</i> approved by the Board of Trustees on November 13, 2001, identified the need to construct an agricultural arena. The <i>Plan</i> identifies external and internal environmental trends, forecasts and assumptions that affect the project's programs and services. The <i>Plan</i> also links strategic planning initiatives to the capital plan.</p>	10	10
<p>4. The immediacy of need for the project. <i>Comments:</i> project is needed within the next couple of biennia to meet program needs.</p>	8	10
<p>5. The quality of the existing facility as measured by its physical condition and functionality. <i>Comments:</i> The existing facility is in good physical condition. The proposed project would address functional, infrastructure, equipment and environmental deficiencies.</p>	5	10

#5 CSC / Rangeland Center Continued



Prioritization Criteria Descriptions and Comments	Awarded Points	Maximum Points
<p>6. Degree that the project demonstrates it is not an unnecessary duplication of facilities. <i>Comments:</i> This request does not unnecessarily duplicate facilities.</p>	10	10
<p>7. The amount of space requested as compared with a program's needs. <i>Comments:</i> The amount of space identified in the program statement has been adequately justified.</p>	5	5
<p>8. Types of space in the project compared to statewide role and mission priorities. <i>Comments:</i> This proposal affects instructional and student support space.</p>	5	5
<p>9. Degree that the institution maintains its existing tax-supported facilities. <i>Comments:</i> Facility maintenance expenditures per gross square foot of state-supported buildings at CSC are 70% of the average of masters institutions per a national survey. However, CSC expended 2.2% of its state appropriations and tuition on facility maintenance, which represents a reasonable effort to maintain its state-supported facilities with limited funds.</p>	5	5
<p>10. The potential long-term costs (or savings) associated with a project. <i>Comments:</i> This request would require additional state resources for operations and maintenance of a new building.</p>	2	5
<p>TOTAL POINTS</p>	77.6	100
<p>PERCENTAGE OF AWARDED POINTS/MAXIMUM POINTS</p>		77.6%


#7 PSC Athletic Complex Renovation Planning



Date of Governing Board Approval: June 6, 2008
Date of Commission Approval: Not required for development of program statement.
Phasing Considerations: No phasing considerations.

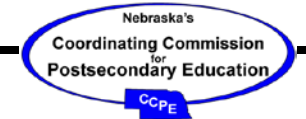
Prioritization Criteria Descriptions and Comments	Awarded Points	Maximum Points
<p>1. Ranking the project according to broad statewide facilities categories.</p> <p><i>Comments:</i> Programming requests are ranked 5th out of 10 statewide facilities categories used to evaluate overall statewide needs.</p>	18	30
<p>2. Project contains a governing board designated "sector initiative."</p> <p><i>Comments:</i> The state colleges' sector initiatives state "To enhance educational opportunities for students and increase the potential for enrollment and retention, the Board of Trustees of the Nebraska State Colleges will focus its attention during the 2009-2011 biennium on capital projects that renovate existing instructional and recreational facilities to the most efficient, productive condition possible." This project would address intercollegiate athletic and support space also used as recreational fields for students.</p>	10	10
<p>3. Degree that project complies with strategic and comprehensive facilities plans.</p> <p><i>Comments:</i> The PSC <i>Campus Facilities Master Plan</i> approved by the Board of Trustees on January 21, 2000, discusses the need to redevelop the Oak Bowl and identifies the need for public restrooms at the baseball/softball complex. The <i>Plan</i> considers external and internal factors affecting the College and links strategic planning initiatives to the capital plan.</p>	10	10
<p>4. The immediacy of need for the project.</p> <p><i>Comments:</i> This request should be funded in the next five years.</p>	7	10
<p>5. The quality of the existing facility as measured by its physical condition and functionality.</p> <p><i>Comments:</i> The PSC Oak Bowl complex is in fair physical condition. This project would address functional and accessibility problems with existing spaces.</p>	6	10

#7 PSC Athletic Complex Renovation Planning Continued



Prioritization Criteria Descriptions and Comments	Awarded Points	Maximum Points
<p>6. Degree that the project demonstrates it is not an unnecessary duplication of facilities. <i>Comments:</i> This request does not appear to unnecessarily duplicate athletic facilities based on the information available.</p>	10	10
<p>7. The amount of space requested as compared with a program's needs. <i>Comments:</i> This criterion is not applicable since detailed space needs would be developed as part of the project's programming phase.</p>	0	0
<p>8. Types of space in the project compared to statewide role and mission priorities. <i>Comments:</i> This request would address student support space.</p>	5	5
<p>9. Degree that the institution maintains its existing tax-supported facilities. <i>Comments:</i> PSC's facility maintenance expenditures per gross square foot of state-supported buildings are 144% above the average of masters institutions per a national survey.</p>	5	5
<p>10. The potential long-term costs (or savings) associated with a project. <i>Comments:</i> This request would require additional state resources for operations and maintenance of new building space.</p>	2	5
<p>TOTAL POINTS</p>	73.0	95
<p>PERCENTAGE OF AWARDED POINTS/MAXIMUM POINTS</p>		76.8%

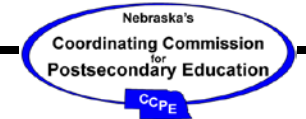
#8 LB 309 / Energy Conservation - Class I Requests



Date of Governing Board Approval: Not Applicable.
Date of Commission Approval: Not required for this type of project.
Phasing Considerations: No phasing considerations.

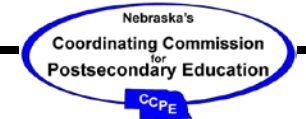
Prioritization Criteria Descriptions and Comments	Awarded Points	Maximum Points
<p>1. Ranking the project according to broad statewide facilities categories.</p> <p><i>Comments:</i> Energy Conservation - Class I requests are ranked 3rd out of 10 statewide facilities categories used to evaluate overall statewide needs.</p>	24	30
<p>2. Project contains a governing board designated "sector initiative."</p> <p><i>Comments:</i> This request does not contain a designated sector initiative.</p>	0	10
<p>3. Degree that project complies with strategic and comprehensive facilities plans.</p> <p><i>Comments:</i> Not applicable for this type of request.</p>	0	0
<p>4. The immediacy of need for the project.</p> <p><i>Comments:</i> These projects require action during the coming biennium to reduce excessive energy expenditures. Simple payback for these projects range from less than 3 years to 10 years.</p>	9	10
<p>5. The quality of the existing facility as measured by its physical condition and functionality.</p> <p><i>Comments:</i> Conservation - Class I requests are awarded eight points for this criterion.</p>	8	10
<p>6. Degree that the project demonstrates it is not an unnecessary duplication of facilities.</p> <p><i>Comments:</i> This request does not unnecessarily duplicate facilities.</p>	10	10

#8 LB 309 / Energy Conservation - Class I Requests Continued



Prioritization Criteria Descriptions and Comments	Awarded Points	Maximum Points
<p>7. The amount of space requested as compared with a program's needs. <i>Comments:</i> This criterion is not applicable since this request will not increase building area.</p>	0	0
<p>8. Types of space in the project compared to statewide role and mission priorities. <i>Comments:</i> This request will improve energy efficiencies in instructional, academic/student support, research, public service and administrative/operational facilities. A weighted average of points awarded for each type of space was used in awarding points for this request.</p>	3.98	5
<p>9. Degree that the institution maintains its existing tax-supported facilities. <i>Comments:</i> This request contains projects from the following institutions: CSC, PSC, WSC, UNL, UNMC, UNO and NCTA. A weighted average of points awarded to each institution was used in awarding points for this request of which only UNO received less than the maximum points allowed.</p>	4.32	5
<p>10. The potential long-term costs (or savings) associated with a project. <i>Comments:</i> These projects will provide a financial payback in 10 years or less after which the state will see a return on its investment.</p>	5	5
<p>TOTAL POINTS</p>	64.3	85
<p>PERCENTAGE OF AWARDED POINTS/MAXIMUM POINTS</p>	75.6%	


#9 NCTA Education Center



Date of Governing Board Approval: March 7, 2008
Date of Commission Approval: September 16, 2008
Phasing Considerations: No phasing considerations.

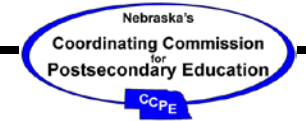
Prioritization Criteria Descriptions and Comments	Awarded Points	Maximum Points
<p>1. Ranking the project according to broad statewide facilities categories.</p> <p><i>Comments:</i> 10.24% of the project would be partially funded with alternative funding sources which is the 2nd ranked statewide facilities category. The project includes 9,388 gross square feet of replacement space (25.35% of total), which is the 5th ranked statewide facilities category. The remaining space is new construction, which is the 7th ranked statewide facilities category.</p>	14.9	30
<p>2. Project contains a governing board designated "sector initiative."</p> <p><i>Comments:</i> This criterion is not applicable to NCTA projects.</p>	0	0
<p>3. Degree that project complies with strategic and comprehensive facilities plans.</p> <p><i>Comments:</i> The NCTA <i>Physical Campus Master Plan</i> reviewed by the Board of Regents in July 1996 identifies the need to replace antiquated instructional facilities. The <i>Plan</i> also considers external and internal factors affecting the College and links strategic planning initiatives to facility needs.</p>	10	10
<p>4. The immediacy of need for the project.</p> <p><i>Comments:</i> This request should be funded in the coming biennium.</p>	9	10
<p>5. The quality of the existing facility as measured by its physical condition and functionality.</p> <p><i>Comments:</i> NCTA Dairy Barn and Horticulture facilities are in poor physical condition. This project would address all functional problems with the existing spaces.</p>	10	10
<p>6. Degree that the project demonstrates it is not an unnecessary duplication of facilities.</p> <p><i>Comments:</i> This request does not unnecessarily duplicate facilities assuming that NCTA will meet its goal of doubling campus enrollment over the next 5 to 10 years. While there is uncertainty, NCTA has a reasonable plan to achieve this goal.</p>	8	10

#9 NCTA Education Center Continued



Prioritization Criteria Descriptions and Comments	Awarded Points	Maximum Points
<p>7. The amount of space requested as compared with a program's needs.</p> <p><i>Comments: University of Nebraska Space Guidelines were the starting point for office, classroom and class laboratory space assignments. Classroom and class lab utilization data would support the proposed project if enrollment goals are met and existing classrooms in Ag Hall are remodeled into faculty offices as needed. Programmatic justification of ancillary space is not well documented.</i></p>	4	5
<p>8. Types of space in the project compared to statewide role and mission priorities.</p> <p><i>Comments: This request affects undergraduate instructional, student support and public service space.</i></p>	4.9	5
<p>9. Degree that the institution maintains its existing tax-supported facilities.</p> <p><i>Comments: Facility maintenance expenditures per gross square foot of state-supported buildings at NCTA were equal to the average of associate colleges per a national survey. In addition, NCTA expended 7% of its state appropriations and tuition on facility maintenance, which represents a very strong effort to maintain its state-supported facilities with limited funds.</i></p>	5	5
<p>10. The potential long-term costs (or savings) associated with a project.</p> <p><i>Comments: This request requires additional state resources for facility's operations and maintenance of the new building.</i></p>	2	5
<p>TOTAL POINTS</p>	67.8	90
<p>PERCENTAGE OF AWARDED POINTS/MAXIMUM POINTS</p>	75.3%	

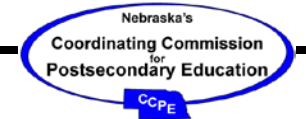
#10 LB 309 / Americans with Disabilities Act - Class I Requests



Date of Governing Board Approval: Not Applicable.
Date of Commission Approval: Not required for this type of project.
Phasing Considerations: No phasing considerations.

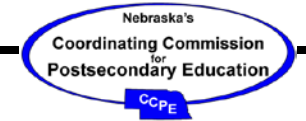
Prioritization Criteria Descriptions and Comments	Awarded Points	Maximum Points
<p>1. Ranking the project according to broad statewide facilities categories.</p> <p><i>Comments:</i> ADA - Class I requests are ranked 3rd out of 10 statewide facilities categories used to evaluate overall statewide needs.</p>	24	30
<p>2. Project contains a governing board designated "sector initiative."</p> <p><i>Comments:</i> This request does not contain a designated sector initiative.</p>	0	10
<p>3. Degree that project complies with strategic and comprehensive facilities plans.</p> <p><i>Comments:</i> Not applicable for this type of request.</p>	0	0
<p>4. The immediacy of need for the project.</p> <p><i>Comments:</i> These projects are considered items that are clearly necessary to comply with the Americans with Disabilities Act of 1990 or have been deemed necessary by physically challenged individuals to gain program access.</p>	9	10
<p>5. The quality of the existing facility as measured by its physical condition and functionality.</p> <p><i>Comments:</i> Americans with Disabilities Act - Class I requests are awarded eight points for this criterion.</p>	8	10
<p>6. Degree that the project demonstrates it is not an unnecessary duplication of facilities.</p> <p><i>Comments:</i> This request does not unnecessarily duplicate facilities.</p>	10	10

#10 LB 309 / Americans with Disabilities Act - Class I Requests Continued



Prioritization Criteria Descriptions and Comments	Awarded Points	Maximum Points
<p>7. The amount of space requested as compared with a program's needs. <i>Comments:</i> This criterion is not applicable since this request will not increase building area.</p>	0	0
<p>8. Types of space in the project compared to statewide role and mission priorities. <i>Comments:</i> This request will provide accessibility to instructional, academic/student support, research, public service and administrative/operational facilities. A weighted average of points awarded for each type of space was used in awarding points for this request.</p>	4.68	5
<p>9. Degree that the institution maintains its existing tax-supported facilities. <i>Comments:</i> This request contains projects from the following institutions: CSC, PSC, WSC, UNL and UNO. A weighted average of points awarded to each institution was used in awarding points for this request of which only UNO received less than the maximum points allowed.</p>	3.67	5
<p>10. The potential long-term costs (or savings) associated with a project. <i>Comments:</i> This request does not require additional state resources for facility's operations and maintenance.</p>	3	5
<p>TOTAL POINTS</p>	62.4	85
<p>PERCENTAGE OF AWARDED POINTS/MAXIMUM POINTS</p>		73.4%

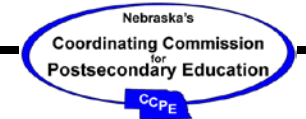
#11 LB 309 / Fire & Life Safety - Class II Requests



Date of Governing Board Approval: Not Applicable.
Date of Commission Approval: Not required for this type of project.
Phasing Considerations: No phasing considerations.

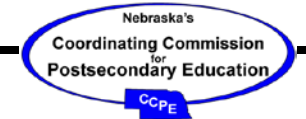
Prioritization Criteria Descriptions and Comments	Awarded Points	Maximum Points
<p>1. Ranking the project according to broad statewide facilities categories. <i>Comments:</i> This Fire & Life Safety - Class II & III requests are ranked 4th out of 10 statewide facilities categories used to evaluate overall statewide needs.</p>	21	30
<p>2. Project contains a governing board designated "sector initiative." <i>Comments:</i> This request does not contain a designated sector initiative.</p>	0	10
<p>3. Degree that project complies with strategic and comprehensive facilities plans. <i>Comments:</i> Not applicable for this type of request.</p>	0	0
<p>4. The immediacy of need for the project. <i>Comments:</i> These projects are required to comply with building and fire codes intended to protect buildings and their occupants.</p>	9	10
<p>5. The quality of the existing facility as measured by its physical condition and functionality. <i>Comments:</i> Fire & Life Safety - Classes II & III requests are awarded seven points for this criterion.</p>	7	10
<p>6. Degree that the project demonstrates it is not an unnecessary duplication of facilities. <i>Comments:</i> This request does not unnecessarily duplicate facilities.</p>	10	10

#11 LB 309 / Fire & Life Safety - Class II Requests Continued



Prioritization Criteria Descriptions and Comments	Awarded Points	Maximum Points
<p>7. The amount of space requested as compared with a program's needs. <i>Comments:</i> This criterion is not applicable since this request will not increase building area.</p>	0	0
<p>8. Types of space in the project compared to statewide role and mission priorities. <i>Comments:</i> This request will improve fire and life safety in instructional, academic/student support, public service and administrative/operational facilities. A weighted average of points awarded for each type of space was used in awarding points for this request.</p>	4.47	5
<p>9. Degree that the institution maintains its existing tax-supported facilities. <i>Comments:</i> This request contains projects from WSC, UNK and UNL. A weighted average of points awarded to each institution was used in awarding points for this request of which UNK received less than the maximum points allowed..</p>	4.82	5
<p>10. The potential long-term costs (or savings) associated with a project. <i>Comments:</i> This request does not require additional state resources for facility's operations and maintenance.</p>	3	5
<p>TOTAL POINTS</p>	59.3	85
<p>PERCENTAGE OF AWARDED POINTS/MAXIMUM POINTS</p>		69.8%

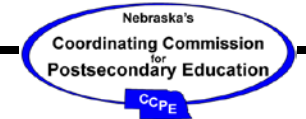
#12 LB 309 / Deferred Repair - Class II Requests



Date of Governing Board Approval: Not Applicable.
Date of Commission Approval: Not required for this type of project.
Phasing Considerations: No phasing considerations.

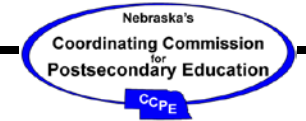
Prioritization Criteria Descriptions and Comments	Awarded Points	Maximum Points
<p>1. Ranking the project according to broad statewide facilities categories. <i>Comments:</i> Class II and III requests are ranked 7th out of 10 statewide facilities categories used to evaluate overall statewide needs.</p>	12	30
<p>2. Project contains a governing board designated "sector initiative." <i>Comments:</i> This request does not contain a designated sector initiative.</p>	0	10
<p>3. Degree that project complies with strategic and comprehensive facilities plans. <i>Comments:</i> Not applicable for this type of request.</p>	0	0
<p>4. The immediacy of need for the project. <i>Comments:</i> These projects are needed to correct problems that if neglected will quickly deteriorate or would partially renew a facility.</p>	7	10
<p>5. The quality of the existing facility as measured by its physical condition and functionality. <i>Comments:</i> Class II and III requests are awarded four points for this criterion.</p>	4	10
<p>6. Degree that the project demonstrates it is not an unnecessary duplication of facilities. <i>Comments:</i> This request does not unnecessarily duplicate facilities.</p>	10	10

#12 LB 309 / Deferred Repair - Class II Requests Continued



Prioritization Criteria Descriptions and Comments	Awarded Points	Maximum Points
<p>7. The amount of space requested as compared with a program's needs. <i>Comments:</i> This criterion is not applicable since this request will not increase building area.</p>	0	0
<p>8. Types of space in the project compared to statewide role and mission priorities. <i>Comments:</i> This request will repair instructional, academic/student support, research, public service and administrative/operational facilities. A weighted average of points awarded for each type of space was used in awarding points for this request.</p>	4.32	5
<p>9. Degree that the institution maintains its existing tax-supported facilities. <i>Comments:</i> This request contains projects from the following institutions: CSC, PSC, WSC, UNL and NCTA. A weighted average of points awarded at each institution was used in awarding points for this request. Each of these institutions demonstrated an effort to maintain their state-supported facilities with limited funds.</p>	5	5
<p>10. The potential long-term costs (or savings) associated with a project. <i>Comments:</i> This request does not require additional state resources for facility's operations and maintenance.</p>	3	5
<p>TOTAL POINTS</p>	45.3	85
<p>PERCENTAGE OF AWARDED POINTS/MAXIMUM POINTS</p>	53.3%	

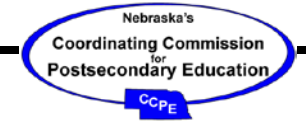
#13 LB 309 / Energy Conservation - Class II Requests



Date of Governing Board Approval: Not Applicable.
Date of Commission Approval: Not required for this type of project.
Phasing Considerations: No phasing considerations.

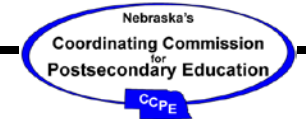
Prioritization Criteria Descriptions and Comments	Awarded Points	Maximum Points
<p>1. Ranking the project according to broad statewide facilities categories.</p> <p><i>Comments:</i> Energy Conservation - Class II and III requests are ranked 8th out of 10 statewide facilities categories used to evaluate overall statewide needs.</p>	9	30
<p>2. Project contains a governing board designated "sector initiative."</p> <p><i>Comments:</i> This request does not contain a designated sector initiative.</p>	0	10
<p>3. Degree that project complies with strategic and comprehensive facilities plans.</p> <p><i>Comments:</i> Not applicable for this type of request.</p>	0	0
<p>4. The immediacy of need for the project.</p> <p><i>Comments:</i> These projects would reduce energy expenditures. Simple payback for these projects is 10 years or longer.</p>	6	10
<p>5. The quality of the existing facility as measured by its physical condition and functionality.</p> <p><i>Comments:</i> Energy Conservation - Class II and III requests are awarded three points for this criterion.</p>	3	10
<p>6. Degree that the project demonstrates it is not an unnecessary duplication of facilities.</p> <p><i>Comments:</i> This request does not unnecessarily duplicate facilities.</p>	10	10

#13 LB 309 / Energy Conservation - Class II Requests Continued



Prioritization Criteria Descriptions and Comments	Awarded Points	Maximum Points
<p>7. The amount of space requested as compared with a program’s needs. <i>Comments:</i> This criterion is not applicable since this request will not increase building area.</p>	0	0
<p>8. Types of space in the project compared to statewide role and mission priorities. <i>Comments:</i> This request will improve energy efficiencies in instructional, academic/student support, research, public service and administrative/operational facilities. A weighted average of points awarded for each type of space was used in awarding points for this request.</p>	4.54	5
<p>9. Degree that the institution maintains its existing tax-supported facilities. <i>Comments:</i> This request contains projects from the following institution: CSC, PSC, WSC, UNK, UNL, UNMC and NCTA. A weighted average of points awarded to each institution was used in awarding points for this request. Each of these institutions demonstrated an effort to maintain their state-supported facilities with limited funds.</p>	5	5
<p>10. The potential long-term costs (or savings) associated with a project. <i>Comments:</i> These projects will provide some financial payback and are therefore awarded points accordingly.</p>	4	5
<p>TOTAL POINTS</p>	41.5	85
<p>PERCENTAGE OF AWARDED POINTS/MAXIMUM POINTS</p>	48.9%	

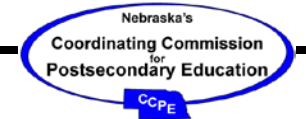
#14 LB 309 / Americans with Disabilities Act - Class II Requests



Date of Governing Board Approval: Not Applicable.
Date of Commission Approval: Not required for this type of project.
Phasing Considerations: No phasing considerations.

Prioritization Criteria Descriptions and Comments	Awarded Points	Maximum Points
<p>1. Ranking the project according to broad statewide facilities categories. <i>Comments:</i> ADA - Class II and III requests are ranked 9th out of 10 statewide facilities categories used to evaluate overall statewide needs.</p>	6	30
<p>2. Project contains a governing board designated "sector initiative." <i>Comments:</i> This request does not contain a designated sector initiative.</p>	0	10
<p>3. Degree that project complies with strategic and comprehensive facilities plans. <i>Comments:</i> Not applicable for this type of request.</p>	0	0
<p>4. The immediacy of need for the project. <i>Comments:</i> These projects are considered items that may be necessary to comply with the Americans with Disabilities Act of 1990.</p>	6	10
<p>5. The quality of the existing facility as measured by its physical condition and functionality. <i>Comments:</i> Americans with Disabilities Act - Class II and III requests are awarded two points for this criterion.</p>	2	10
<p>6. Degree that the project demonstrates it is not an unnecessary duplication of facilities. <i>Comments:</i> This request does not unnecessarily duplicate facilities.</p>	10	10

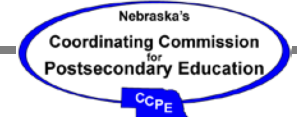
#14 LB 309 / Americans with Disabilities Act - Class II Requests Continued



Prioritization Criteria Descriptions and Comments	Awarded Points	Maximum Points
<p>7. The amount of space requested as compared with a program's needs.</p> <p><i>Comments:</i> This criterion is not applicable since this request will not increase building area.</p>	0	0
<p>8. Types of space in the project compared to statewide role and mission priorities.</p> <p><i>Comments:</i> This request will provide additional accessibility to academic/student support, research and administrative/operational facilities. A weighted average of points awarded for each type of space was used in awarding points for this request.</p>	4.58	5
<p>9. Degree that the institution maintains its existing tax-supported facilities.</p> <p><i>Comments:</i> This request contains projects from the following institutions: PSC, WSC and UNL. A weighted average of points awarded at each institution was used in awarding points for this request. Each of these institutions demonstrated an effort to maintain their state-supported facilities with limited funds.</p>	5	5
<p>10. The potential long-term costs (or savings) associated with a project.</p> <p><i>Comments:</i> This request does not require additional state resources for facility's operations and maintenance.</p>	3	5
<p>TOTAL POINTS</p>	36.6	85
<p>PERCENTAGE OF AWARDED POINTS/MAXIMUM POINTS</p>	43.0%	

Appendix A – Institution Routine Maintenance Expenditures

Appendix A - Institution Routine Maintenance Expenditures

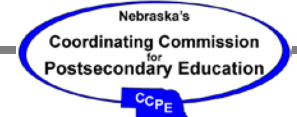


Routine Facility Maintenance Expenditures for the Nebraska State Colleges

October 14, 2008

Institutional Routine Maintenance Expenditures							
Institution	Fiscal Year	Total-General & Cash Fund Expenditures	Gen/Cash Funds Expended for Routine Maint.	% State Funds Expended for Routine Maint.	State Maint. Fac. Area (GSF)	Routine Maint. \$/GSF	% of CRV* Expended for Routine Maint.
CSC							
	2003-04	\$17,006,990	\$487,363	2.87%	486,901	\$1.00	
	2004-05	\$18,135,070	\$560,614	3.09%	486,901	\$1.15	
	2005-06	\$19,764,843	\$387,046	1.96%	486,901	\$0.79	
	2006-07	\$21,196,189	\$386,167	1.82%	486,901	\$0.79	
	2-Yr. Avg.	\$20,480,516	\$386,607	1.89%	486,901	\$0.79	0.64%
PSC							
	2003-04	\$9,804,482	\$516,135	5.26%	290,281	\$1.78	
	2004-05	\$10,720,121	\$729,576	6.81%	290,281	\$2.51	
	2005-06	\$11,808,299	\$831,137	7.04%	290,281	\$2.86	
	2006-07	\$12,746,482	\$742,100	5.82%	290,281	\$2.56	
	2-Yr. Avg.	\$12,277,391	\$786,619	6.41%	290,281	\$2.71	1.87%
WSC							
	2003-04	\$22,041,424	\$676,779	3.07%	570,997	\$1.19	
	2004-05	\$24,775,417	\$793,991	3.20%	570,997	\$1.39	
	2005-06	\$26,615,887	\$838,616	3.15%	570,997	\$1.47	
	2006-07	\$27,174,785	\$732,700	2.70%	570,997	\$1.28	
	2-Yr. Avg.	\$26,895,336	\$785,658	2.92%	570,997	\$1.38	1.18%
State College Totals							
	2003-04	\$48,852,896	\$1,680,277	3.44%	1,348,179	\$1.25	
	2004-05	\$53,630,608	\$2,084,181	3.89%	1,348,179	\$1.55	
	2005-06	\$58,189,029	\$2,056,799	3.53%	1,348,179	\$1.53	
	2006-07	\$61,117,456	\$1,860,967	3.04%	1,348,179	\$1.38	
	2-Yr. Avg.	\$59,653,243	\$1,958,883	3.28%	1,348,179	\$1.45	1.16%
* Recommended expenditures on routine maint. (approx. 1% of Current Replacement Value):							\$1,695,412

Appendix A - Institution Routine Maintenance Expenditures

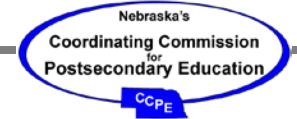


Routine Facility Maintenance Expenditures for the University of Nebraska

October 14, 2008

Institutional Routine Maintenance Expenditures							
Institution	Fiscal Year	Total-General & Cash Fund Expenditures	Gen/Cash Funds Expended for Routine Maint.	% State Funds Expended for Routine Maint.	State Maint. Fac. Area (GSF)	Routine Maint. \$/GSF	% of CRV* Expended for Routine Maint.
UNK							
	2003-04	\$43,971,034	\$832,761	1.89%	1,014,654	\$0.82	
	2004-05	\$47,470,081	\$822,183	1.73%	1,014,654	\$0.81	
	2005-06	\$49,050,466	\$864,697	1.76%	1,046,042	\$0.83	
	2006-07	\$51,388,125	\$994,011	1.93%	1,046,042	\$0.95	
	2-Yr. Avg.	\$50,219,296	\$929,354	1.85%	1,046,042	\$0.89	0.46%
UNL							
	2003-04	\$284,620,113	\$6,112,645	2.15%	6,446,747	\$0.95	
	2004-05	\$305,187,463	\$6,488,103	2.13%	6,436,963	\$1.01	
	2005-06	\$319,692,890	\$6,994,373	2.19%	6,496,221	\$1.08	
	2006-07	\$330,255,316	\$7,264,147	2.20%	6,671,522	\$1.09	
	2-Yr. Avg.	\$324,974,103	\$7,129,260	2.19%	6,583,872	\$1.08	0.57%
UNMC							
	2003-04	\$142,541,945	\$3,114,288	2.18%	1,467,865	\$2.12	
	2004-05	\$152,328,248	\$4,086,766	2.68%	1,778,166	\$2.30	
	2005-06	\$162,892,870	\$4,306,696	2.64%	1,770,481	\$2.43	
	2006-07	\$170,349,448	\$4,092,886	2.40%	1,729,730	\$2.37	
	2-Yr. Avg.	\$166,621,159	\$4,199,791	2.52%	1,750,106	\$2.40	1.29%
UNO							
	2003-04	\$85,816,970	\$1,048,983	1.22%	1,718,761	\$0.61	
	2004-05	\$90,199,769	\$1,165,981	1.29%	1,718,761	\$0.68	
	2005-06	\$94,952,168	\$1,241,551	1.31%	1,718,761	\$0.72	
	2006-07	\$99,784,971	\$1,406,118	1.41%	1,750,261	\$0.80	
	2-Yr. Avg.	\$97,368,570	\$1,323,835	1.36%	1,734,511	\$0.76	0.41%
University Totals							
	2003-04	\$556,950,062	\$11,108,677	1.99%	10,648,027	\$1.04	
	2004-05	\$595,185,561	\$12,563,033	2.11%	10,948,544	\$1.15	
	2005-06	\$626,588,394	\$13,407,317	2.14%	11,031,505	\$1.22	
	2006-07	\$651,777,860	\$13,757,162	2.11%	11,197,555	\$1.23	
	2-Yr. Avg.	\$639,183,127	\$13,582,240	2.12%	11,114,530	\$1.22	0.65%
* Recommended expenditures on routine maint. (approx. 1% of Current Replacement Value):							\$20,951,170

Appendix A - Institution Routine Maintenance Expenditures

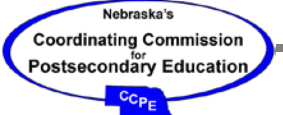


Routine Facility Maintenance Expenditures for the Nebraska College of Technical Agriculture at Curtis

October 14, 2008

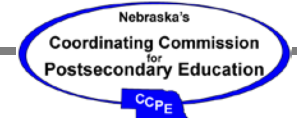
Institutional Routine Maintenance Expenditures							
Institution	Fiscal Year	Total-General & Cash Fund Expenditures	Gen/Cash Funds Expended for Routine Maint.	% State Funds Expended for Routine Maint.	State Maint. Fac. Area (GSF)	Routine Maint. \$/GSF	% of CRV* Expended for Routine Maint.
NCTA							
	2003-04	\$2,640,537	\$158,604	6.01%	171,624	\$0.92	
	2004-05	\$2,858,325	\$168,063	5.88%	171,624	\$0.98	
	2005-06	\$2,953,625	\$172,294	5.83%	171,624	\$1.00	
	2006-07	\$2,644,622	\$217,594	8.23%	171,624	\$1.27	
	2-Yr. Avg.	\$2,799,124	\$194,944	6.96%	171,624	\$1.14	0.98%
* Recommended expenditures on routine maint. (approx. 1% of Current Replacement Value):							\$199,057

Appendix A - Institution Routine Maintenance Expenditures



Appendix B – Institution Deferred Repair Expenditures

Appendix B - Institution Deferred Repair Expenditures

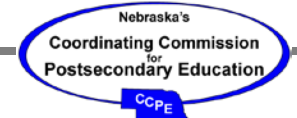


Institutional Expenditures on Deferred Repair for the Nebraska State Colleges

October 14, 2008

Institutional Deferred Repair Expenditures							
Institution	Fiscal Year	Total-General & Cash Fund Expenditures	Gen/Cash Funds Expended for Deferred Repair	% State Funds Expended for Deferred Repair	State Maint. Fac. Area (GSF)	Deferred Repair \$/GSF	% of CRV* Expended for Deferred Repair
CSC							
	2003-04	\$17,006,990	\$67,725	0.40%	486,901	\$0.14	
	2004-05	\$18,135,070	\$36,500	0.20%	486,901	\$0.07	
	2005-06	\$19,764,843	\$73,176	0.37%	486,901	\$0.15	
	2006-07	\$21,196,189	\$69,134	0.33%	486,901	\$0.14	
	2-Yr. Avg.	\$20,480,516	\$71,155	0.35%	486,901	\$0.15	0.12%
PSC							
	2003-04	\$9,804,482	\$320,359	3.27%	290,281	\$1.10	
	2004-05	\$10,720,121	\$22,272	0.21%	290,281	\$0.08	
	2005-06	\$11,808,299	\$117,023	0.99%	290,281	\$0.40	
	2006-07	\$12,746,482	\$49,697	0.39%	290,281	\$0.17	
	2-Yr. Avg.	\$12,277,391	\$83,360	0.68%	290,281	\$0.29	0.20%
WSC							
	2003-04	\$22,041,424	\$308,000	1.40%	570,997	\$0.54	
	2004-05	\$24,775,417	\$158,250	0.64%	570,997	\$0.28	
	2005-06	\$26,615,887	\$495,401	1.86%	570,997	\$0.87	
	2006-07	\$27,174,785	\$539,725	1.99%	570,997	\$0.95	
	2-Yr. Avg.	\$26,895,336	\$517,563	1.92%	570,997	\$0.91	0.78%
State College Totals							
	2003-04	\$48,852,896	\$696,084	1.42%	1,348,179	\$0.52	
	2004-05	\$53,630,608	\$217,022	0.40%	1,348,179	\$0.16	
	2005-06	\$58,189,029	\$685,600	1.18%	1,348,179	\$0.51	
	2006-07	\$61,117,456	\$658,556	1.08%	1,348,179	\$0.49	
	2-Yr. Avg.	\$59,653,243	\$672,078	1.13%	1,348,179	\$0.50	0.40%
* Recommended expenditures on deferred repair (approx. 0.25% of Current Replacement Value):							\$423,853

Appendix B - Institution Deferred Repair Expenditures




Institutional Expenditures on Deferred Repair for the University of Nebraska

October 14, 2008

Institutional Deferred Repair Expenditures							
Institution	Fiscal Year	Total-General & Cash Fund Expenditures	Gen/Cash Funds Expended for Deferred Repair	% State Funds Expended for Deferred Repair	State Maint. Fac. Area (GSF)	Deferred Repair \$/GSF	% of CRV* Expended for Deferred Repair
UNK							
	2003-04	\$43,971,034	\$0	0.00%	1,014,654	\$0.00	
	2004-05	\$47,470,081	\$0	0.00%	1,014,654	\$0.00	
	2005-06	\$49,050,466	\$0	0.00%	1,046,042	\$0.00	
	2006-07	\$51,388,125	\$0	0.00%	1,046,042	\$0.00	
	2-Yr. Avg.	\$50,219,296	\$0	0.00%	1,046,042	\$0.00	0.00%
UNL							
	2003-04	\$284,620,113	\$1,562,478	0.55%	6,446,747	\$0.24	
	2004-05	\$305,187,463	\$439,216	0.14%	6,436,963	\$0.07	
	2005-06	\$319,692,890	\$217,935	0.07%	6,496,221	\$0.03	
	2006-07	\$330,255,316	\$200,568	0.06%	6,671,522	\$0.03	
	2-Yr. Avg.	\$324,974,103	\$209,252	0.06%	6,583,872	\$0.03	0.02%
UNMC							
	2003-04	\$142,541,945	\$597,704	0.42%	1,467,865	\$0.41	
	2004-05	\$152,328,248	\$724,707	0.48%	1,778,166	\$0.41	
	2005-06	\$162,892,870	\$861,676	0.53%	1,770,481	\$0.49	
	2006-07	\$170,349,448	\$981,970	0.58%	1,729,730	\$0.57	
	2-Yr. Avg.	\$166,621,159	\$921,823	0.55%	1,750,106	\$0.53	0.28%
UNO							
	2003-04	\$85,816,970	\$285,000	0.33%	1,718,761	\$0.17	
	2004-05	\$90,199,769	\$77,690	0.09%	1,718,761	\$0.05	
	2005-06	\$94,952,168	\$0	0.00%	1,718,761	\$0.00	
	2006-07	\$99,784,971	\$417,484	0.42%	1,750,261	\$0.24	
	2-Yr. Avg.	\$97,368,570	\$208,742	0.21%	1,734,511	\$0.12	0.06%
University Totals							
	2003-04	\$556,950,062	\$2,445,182	0.44%	10,648,027	\$0.23	
	2004-05	\$595,185,561	\$1,241,613	0.21%	10,948,544	\$0.11	
	2005-06	\$626,588,394	\$1,079,611	0.17%	11,031,505	\$0.10	
	2006-07	\$651,777,860	\$1,600,022	0.25%	11,197,555	\$0.14	
	2-Yr. Avg.	\$639,183,127	\$1,339,817	0.21%	11,114,530	\$0.12	0.06%
* Recommended expenditures on deferred repair (approx. 0.25% of Current Replacement Value):							\$5,237,793

Appendix B - Institution Deferred Repair Expenditures

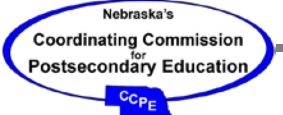


Institutional Expenditures on Deferred Repair for the Nebraska College of Technical Agriculture at Curtis

October 14, 2008

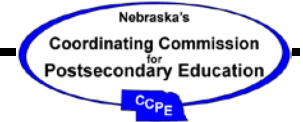
Institutional Deferred Repair Expenditures							
Institution	Fiscal Year	Total-General & Cash Fund Expenditures	Gen/Cash Funds Expended for Deferred Repair	% State Funds Expended for Deferred Repair	State Maint. Fac. Area (GSF)	Deferred Repair \$/GSF	% of CRV* Expended for Deferred Repair
NCTA							
	2003-04	\$2,640,537	\$0	0.00%	171,624	\$0.00	
	2004-05	\$2,858,325	\$0	0.00%	171,624	\$0.00	
	2005-06	\$2,953,625	\$0	0.00%	171,624	\$0.00	
	2006-07	\$2,644,622	\$0	0.00%	171,624	\$0.00	
	2-Yr. Avg.	\$2,799,124	\$0	0.00%	171,624	\$0.00	0.00%
* Recommended expenditures on deferred repair (approx. 0.25% of Current Replacement Value):							\$49,764

Appendix B - Institution Deferred Repair Expenditures



Appendix C – Definitions

Appendix C - Definitions



Task Force for Building Renewal Requests

The Task Force for Building Renewal is a division of the Department of Administrative Services (DAS) with oversight provided by the Legislature's Committee on Building Maintenance. The Task Force is responsible for Deferred Repair, Fire/Life-Safety, ADA (the Americans with Disabilities Act) and Energy Conservation projects. The following provides a brief description of each of these four types of projects along with the classification system used to prioritize individual requests:

Deferred Repair - Includes all elements of the building envelope, including roofs, walls, doors and windows. It also includes the building infrastructure including heating, ventilating and air conditioning systems, electrical systems and plumbing.

Class I - Items for immediate action to provide safety and protection against costly damage. If these projects are not addressed, it could very possibly stop a program or service due to a building or system failure.

Class II - Items of imperative need to correct problems that if neglected will quickly deteriorate

further into Class I items, or that must be done to provide efficient use of the facility or system.

Class III - Additional items necessary to fully renew the facility or system.

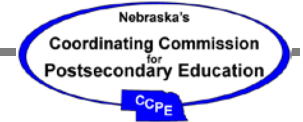
Fire/Life-Safety - Includes projects that correct deficiencies that would impair the life or health of any individual within the facility or the facility itself.

Class I - Building changes/modifications for immediate action required to rectify a situation where the health and well-being of the occupants of a building are directly and clearly imperiled, or where local, state or federal codes officials have determined certain fire/life-safety improvements are needed immediately in order to ensure the safety of building occupants.

Class II - Other building changes/modifications to comply with fire/life-safety codes.

Class III - Building changes/modifications to provide better functioning or safer buildings, but not imperative for compliance with fire/life-safety building codes.

Appendix C - Definitions



Americans with Disabilities Act (ADA) - Accessibility Guidelines were established with the passage of this act and are the basis for all Task Force corrective action.

Class I - Structural changes/modifications for immediate action to provide access to programs or facilities regularly serving disabled or physically challenged employees.

Class II - Other structural changes or modifications to comply with ADA federal law.

Class III - Structural changes/modifications to provide better accessibility but not imperative for compliance with ADA federal law.

Energy Conservation - Includes any measures taken to conserve energy and includes participation in the Green Lights Program.

Class I - Items for immediate action to correct deficiencies creating excessive use of energy resources. Projects for which energy conservation measure funding applications have been or are planned to be submitted to the Nebraska Energy Office should be included in this category.

Class II - Items, which, if not addressed, will create an additional strain on energy resources and, which, if accomplished, would result in operating expenditure reductions.

Class III - Items that would contribute to a totally energy-efficient system, but that would not be considered imperative.