

Insights on Canadian Society

Results from the 2016 Census: Education and labour market successes and challenges for children of immigrant parents



by Martin Turcotte

Release date: November 15, 2019

How to obtain more information

For information about this product or the wide range of services and data available from Statistics Canada, visit our website, www.statcan.gc.ca.

You can also contact us by

Email at STATCAN.infostats-infostats.STATCAN@canada.ca

Telephone, from Monday to Friday, 8:30 a.m. to 4:30 p.m., at the following numbers:

- Statistical Information Service 1-800-263-1136
- National telecommunications device for the hearing impaired 1-800-363-7629
- Fax line 1-514-283-9350

Depository Services Program

- Inquiries line 1-800-635-7943
- Fax line 1-800-565-7757

Standards of service to the public

Statistics Canada is committed to serving its clients in a prompt, reliable and courteous manner. To this end, Statistics Canada has developed standards of service that its employees observe. To obtain a copy of these service standards, please contact Statistics Canada toll-free at 1-800-263-1136. The service standards are also published on www.statcan.gc.ca under "Contact us" > "[Standards of service to the public](#)."

Note of appreciation

Canada owes the success of its statistical system to a long-standing partnership between Statistics Canada, the citizens of Canada, its businesses, governments and other institutions. Accurate and timely statistical information could not be produced without their continued co-operation and goodwill.

Published by authority of the Minister responsible for Statistics Canada

© Her Majesty the Queen in Right of Canada as represented by the Minister of Industry, 2019

All rights reserved. Use of this publication is governed by the Statistics Canada [Open Licence Agreement](#).

An [HTML version](#) is also available.

Cette publication est aussi disponible en français.

Results from the 2016 Census: Education and labour market successes and challenges for children of immigrant parents

by Martin Turcotte

This issue of *Insights on Canadian Society* presents a study based on integrated data from the 2006 and 2016 censuses. This article provides a summary of a comprehensive report on the outcomes of children of immigrant parents entitled “Educational and labour market outcomes of children with an immigrant background by region of origin,” published as part of the *Ethnicity, Language and Immigration Thematic Series*.



Overview

Based on integrated data from the 2006 and 2016 censuses, this study examines the educational outcomes of a cohort of children with an immigrant background who were aged 13 to 17 in 2006, and the employment earnings of young adults who had immigrant parents. In this study, the outcomes of children of immigrant parents from different regions are compared with those of children of Canadian-born parents.

- Children of immigrant parents were more likely to complete postsecondary studies than their counterparts from the third generation or more. For example, 43% of children of immigrant parents aged 13 to 17 in 2006 had a university degree in 2016, compared with 29% of their counterparts from the third generation or more.
- Children of immigrant parents from Asia were particularly likely to have a high level of education. For example, in 2016, children of immigrant parents from East Asia were two-and-a-half times more likely to have a university degree than their counterparts from the third generation or more.
- Children whose parents have a lower level of education also tend to have a lower level of education. In the case of children with immigrant parents, however, parents’ level of education had less of an impact on the education level of children than in the case of children with Canadian-born parents.
- Among university graduates aged 30 to 34 in 2016 who worked full year and full time, men with immigrant parents generally earned less than their counterparts from the third generation or more, after accounting for other factors.
- Among female university graduates aged 30 to 34 in 2016 who worked full year and full time, the gaps in employment earnings between children with an immigrant background and their counterparts from the third generation or more were mostly non-significant, once other factors were taken into account.

Introduction

In Canada, one of the objectives of immigration policies is to promote Canada's economic growth and prosperity. In light of this objective, education plays an important role in the selection process for prospective immigrants, meaning that many immigrants have postsecondary qualifications. For example, among immigrants aged 25 to 34 who landed between 2011 and 2016, 57% had a university certificate, diploma or degree at the bachelor's level or higher. In comparison, 30% of non-immigrants from the same age group had a university degree.¹

The impact of immigration on Canada's social and economic development can also be felt in the longer term, particularly because the majority immigrants will have Canadian-born children. These children are called "children of immigrant parents" or children "with an immigrant background." Because of their family history, children of immigrant parents differ from other children in various ways.² More specifically, they contribute to the increase in the overall level of education in Canada since they are generally more likely than their non-immigrant counterparts to undertake and complete postsecondary studies.³

This study explores the education and labour market outcomes of children with an immigrant background, based on their region of origin (i.e., based on the place of birth of their immigrant parents) (see [Data sources, methods and definitions](#)). Gathering more information on the regions of origin of children with an immigrant background who are at a higher risk of having academic difficulties allows for targeted support programs to be designed to help guide these children throughout their education. It is also important to identify regions of origin associated with less favourable labour market outcomes when developing policies and programs to support employability and fight employment discrimination.

More specifically, this study seeks to answer the following two questions: (1) How do the education outcomes of children of immigrant parents differ from those of children of Canadian-born parents? (2) Do children with an immigrant background with different regions of origin have labour market outcomes comparable to those of children with Canadian-born parents?

To answer the first question, integrated data from the 2006 and 2016 censuses were used to examine the 2016 education outcomes for a cohort of youth

aged 13 to 17 in 2006 (aged 23 to 27 in 2016).

To answer the second question, the earnings of young adults with an immigrant background aged 30 to 34 who worked full year and full time were examined using data from the 2016 Census.⁴

Children of immigrant parents are more likely to complete postsecondary studies than children of Canadian-born parents

Obtaining a postsecondary certificate, diploma or degree—including trades and apprenticeship programs, college-level programs (including CÉGEP in Quebec), and university programs—is generally associated with better labour market outcomes.⁵ In general, children of immigrant parents were more likely to have postsecondary qualifications than their counterparts from the third generation or more. Among youth aged 13 to 17 in 2006, 72% of those with an immigrant background had a postsecondary certificate, diploma or degree in 2016, compared with 67% of youth from the third generation or more. Immigrant parents also had higher levels of education than Canadian-born parents, which may have affected their children's education outcomes.

Outcomes varied significantly between regions of origin, even after taking into account other factors that could affect education (see [Data sources, methods and definitions](#)). Children of immigrant parents from Asian regions (East Asia, Southeast Asia, South Asia, West Central Asia and the Middle East) were particularly more likely to obtain a postsecondary certificate, diploma or degree than children from the third generation or more (Chart 1). Children of immigrant parents from Eastern Europe, Southern Europe and sub-Saharan Africa were also more likely to have a postsecondary certificate, diploma or degree than children from the third generation or more.

However, children of immigrant parents from North America and Central America were less likely to have a postsecondary certificate, diploma or degree than children from the third generation or more. This demonstrates that there are variations in outcomes across regions of origin.

Differences were even more notable for obtaining a university degree (bachelor's degree or higher). Among youth from an immigrant background aged 13 to 17 in 2006, 43% had a university degree 10 years later, compared with 29% of children of Canadian-born parents in the same age group.

Results from the 2016 Census: Education and labour market successes and challenges for children of immigrant parents

Although children with an immigrant background generally have a higher likelihood of completing a university degree, this is particularly true for children of East Asian origin (including children from China and Hong Kong). For this group of youth aged 13 to 17 in 2006, the likelihood of having completed a university degree was 66% ten years later (in 2016), which is two-and-a-half times higher than the likelihood among children from the third generation or more, even after accounting for other factors. In fact, youth from all regions of Europe, Africa and Asia had higher proportions of university graduates than the average for Canadian youth from the third generation or more.

Youth with an immigrant background from the Caribbean and Bermuda who were aged 13 to 17 in 2006 had a 23% probability of having a university degree in 2016, making them the only group with a significantly lower probability than Canadian youth from the third generation or more in the same age group.

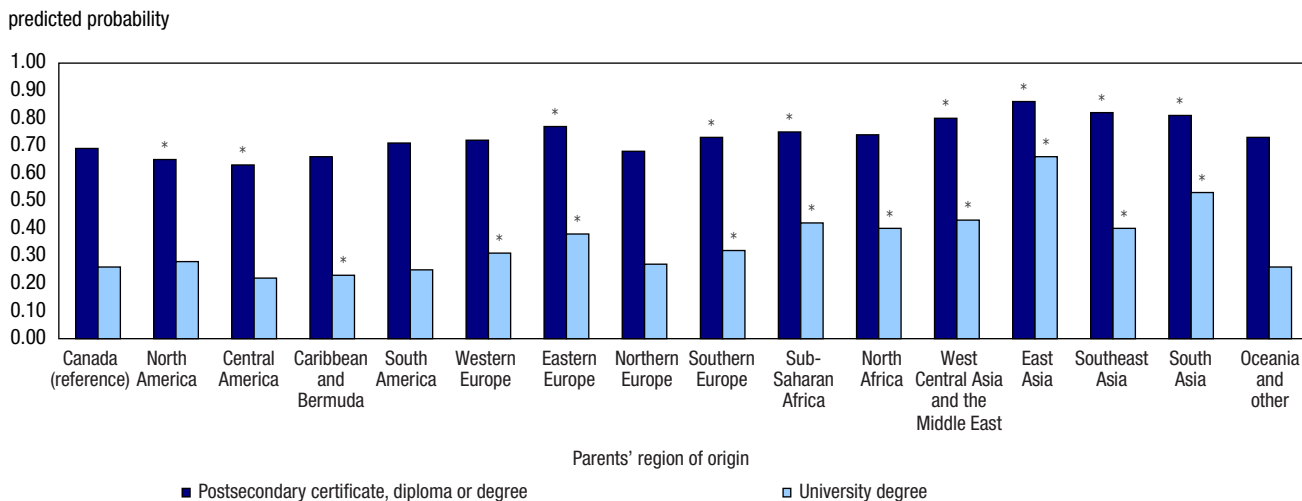
Children of immigrant parents with lower education levels achieve relatively high educational outcomes

In most member countries of the Organisation for Economic Co-operation and Development, intergenerational transmission of postsecondary education is less direct among children of immigrant parents than other children.⁶ Furthermore, immigrants with lower education levels are more eager than their counterparts from the third generation or more for their children to stay in school as long as possible.⁷ To what extent are the education outcomes of children of immigrant parents affected by the education levels of their parents?

Among children whose parents had a high school diploma or less, children with an immigrant background were significantly more likely to have a university degree than children of Canadian-born parents. This was true for most regions of origin.

Chart 1

Predicted probability of holding a certificate, diploma or degree in 2016, children and adolescents born in Canada and aged 13 to 17 in 2006, by parents' region of origin



* significantly different from Canada (ref.) ($p < 0.05$)

Note: Predicted probabilities were calculated using the results of logistic regression models, which include the following variables: parents' level of education, economic family income decile in 2006, parents' participation in the labour market in 2006, family structure in 2006, housing characteristics in 2006, region of residence in 2006, bilingualism in 2006, sex, and age in 2006.

Source: Statistics Canada, integrated 2006 and 2016 census data.

Results from the 2016 Census: Education and labour market successes and challenges for children of immigrant parents

Specifically, among Canadian youth from the third generation or more whose parents had a high school diploma or less, the predicted probability (adjusted for other factors) of having a university degree was 11%. Comparatively, the corresponding probability was three to nearly six times higher among their counterparts with an immigrant background from sub-Saharan Africa, South Asia, North Africa and East Asia (Table 1).

For youth with an immigrant background from East Asia whose parents had a high school diploma or less, their probability of having a university degree (62%) was even higher than that of Canadian youth from the third generation or more whose parents had a university degree above the bachelor level (40%). This suggests that the education level of parents is not as influential for children of immigrants as it is for children of Canadian-born parents.

Thus far, the results have indicated that children with an immigrant background are generally more likely to obtain a postsecondary or university degree than children with Canadian-born parents. One of the most common hypotheses to explain this gap involves the role and influence of parents of children with an immigrant background, who envisage a better life for themselves, but also for their children.⁸ As a result, immigrant parents would have higher expectations and aspirations for their children than Canadian-born parents and would do everything in their power to instill those ambitions in their children.⁹ The following section examines the labour market outcomes of children with an immigrant background, again by region of origin.

Table 1
Predicted probability of holding a university degree in 2016, youth aged 13 to 17 in 2006, by parents' region of origin and level of education

	Parents' level of education			
	High school diploma or less	Postsecondary diploma below bachelor level	Bachelor's degree	University certificate, diploma or degree above bachelor level
Parents' region of origin	predicted probability			
Canada	0.11	0.17*	0.34*	0.40*
North America	0.20	0.22	0.52*	0.58*
Central America	0.09	0.23	0.46*	0.52*
Caribbean and Bermuda	0.15	0.17	0.31*	0.31*
South America	0.09	0.14	0.26*	0.38*
Western Europe	0.14	0.17	0.26*	0.34*
Eastern Europe	0.19	0.22	0.41*	0.44*
Northern Europe	0.16	0.16	0.37*	0.39*
Southern Europe	0.16	0.24*	0.47*	0.50*
Sub-Saharan Africa	0.35	0.39	0.46	0.59*
North Africa	0.44	0.37	0.77*	0.71*
West Central Asia and the Middle East	0.12	0.19*	0.38*	0.40*
East Asia	0.62	0.68	0.76*	0.82*
Southeast Asia	0.25	0.24	0.33*	0.42*
South Asia	0.41	0.57*	0.69*	0.71*
Oceania and other	0.52	0.42	0.73	0.79

* significantly different from the category High school diploma or less ($p < 0.05$)

Note: Results from 15 logistic regression models (one model per region of origin). Control variables were the same as those used in the models presented in Chart 1. To standardize the results and make the models comparable, the control variables were maintained at the following values for each model: median income, at least one parent working full time, living in the same place as five years prior (has not moved), living in a census metropolitan area, in Ontario, not bilingual, being a man, being 16 years of age.

Source: Statistics Canada, integrated 2006 and 2016 census data.

There are gaps in employment earnings between children with an immigrant background and children from the third generation or more

Two factors are often associated with recent immigrants having more difficulty integrating into the labour market than non-immigrants: (1) postsecondary degrees received abroad, which may not always be as well recognized by employers in Canada as Canadian degrees, and (2) insufficient knowledge and proficiency in an official language (i.e., English or French). However, these two factors should not disadvantage the children with an immigration background considered in this study since they all went through the Canadian school system, and nearly all of them earned a high school diploma or postsecondary degree from a Canadian institution.

Charts 2 and 3 present the employment earnings gaps between young adults aged 30 to 34 with an immigrant background and their counterparts from the third generation or more, among those who had a university degree and worked full year and full time. Results are presented separately for men and women, by region of origin.

According to the unadjusted results, young men with an immigrant background earned more than those from the third generation or more, except for those from the Americas and Western Europe. The gap was larger for young men whose parents were from East Asia: they earned \$5,700 more than their counterparts from the third generation or more (Chart 2).

However, these results do not take into account differences in field of study or other characteristics. For example, youth with an immigrant background are more likely to pursue studies in scientific fields (science, technology, engineering, math and computer science, also called "STEM" fields) at university. These fields of study tend to lead to higher-paying jobs¹⁰ and, consequently, higher employment earnings for people with an immigrant background.

Once fields of study and other sociodemographic characteristics were taken into account, the annual employment earnings of young men with an immigrant background were lower than those of their non-immigrant counterparts for 9 of the 15 regions of origin. The most significant gaps were seen among university graduates with an immigrant background

whose region of origin was Central America (-\$7,300), South America (-\$7,000), the Caribbean and Bermuda (-\$7,000) and Southeast Asia (\$6,200). For other regions of origin such as Northern Europe, Southern Europe and North Africa, the employment earnings of young men with an immigration background were closer to those of young Canadian men from the third generation or more. Several hypotheses could explain these gaps by region of origin, including lack of social networks, lack of contacts in established businesses and employment discrimination.

In contrast, unadjusted data indicate a generally small gap between young women from an immigrant background and their counterparts from the third generation or more. However, an exception was observed between young women from the third generation and more and women from Central America, the Caribbean and Bermuda, and South America. Women in these groups earned \$3,700 to \$8,500 less than their counterparts from the third generation or more (Chart 3).

Once other factors were taken into consideration, the gaps in employment earnings were even smaller among young women. For most regions of origin, young women from an immigrant background earned about the same as their counterparts with Canadian-born parents, except for young female university graduates with an immigrant background from East Asia (+\$2,300) and Southern Europe (+\$1,800), who earned more than their counterparts from the third generation or more.

The observed labour market gaps bring nuance to the generally positive picture of the education outcomes of youth with an immigrant background. For most regions of origin, young men with an immigrant background who had the same level of education and the same field of study earned less than young men with Canadian-born parents. Similar trends were not observed among young women, however. More research will be required to better understand the reasons for these employment earnings gaps between children of immigrant parents and children from the third generation or more, particularly among young men.

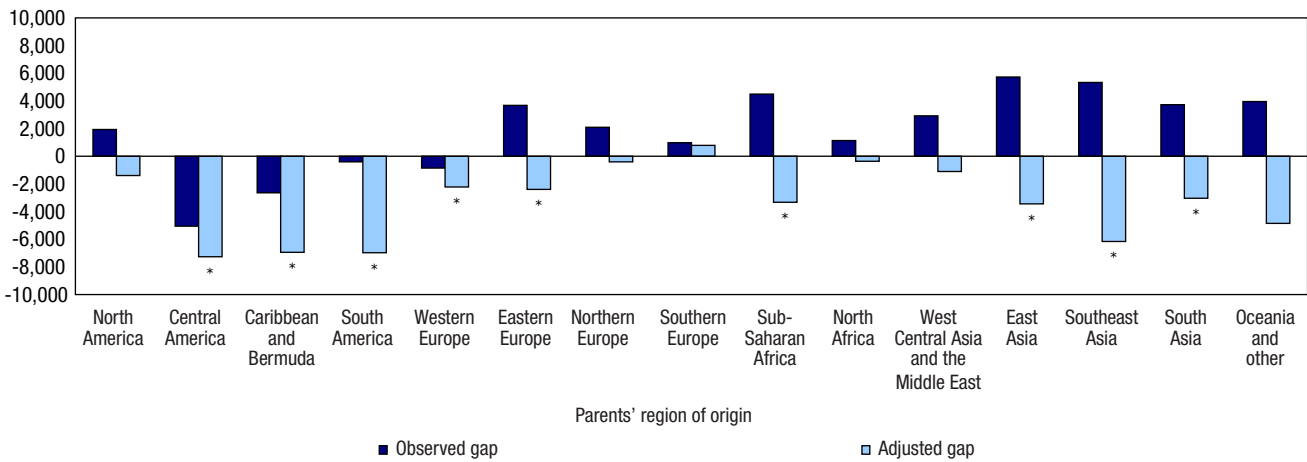
Martin Turcotte is a senior researcher with the Centre for Ethnocultural, Language and Immigration Statistics at Statistics Canada.

Results from the 2016 Census:
Education and labour market successes and
challenges for children of immigrant parents

Chart 2

Observed and adjusted gaps in annual employment earnings between children of Canadian-born parents and children of immigrant parents, men aged 30 to 34 with a university degree, working full year and full time, by parents' region of origin, 2016

gap (in dollars)



* statistically significant compared with employment earnings of children of Canadian-born parents ($p < 0.05$)

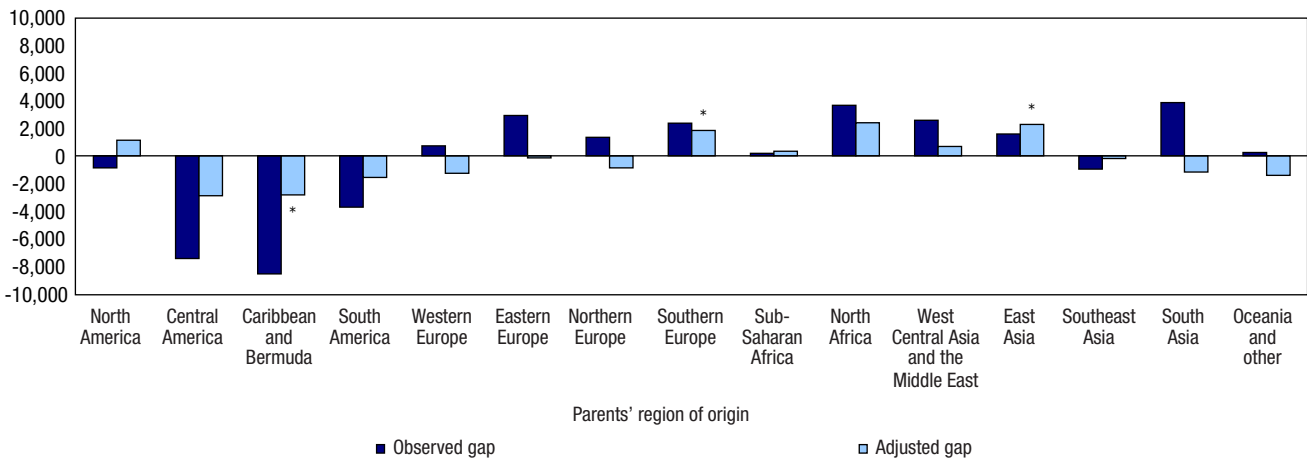
Note: The differences presented for the adjusted gap were derived from a quantile regression that accounted for education (type of university studies), field of study, age, and region of residence.

Source: Statistics Canada, Census of Population, 2016.

Chart 3

Observed and adjusted gaps in annual employment earnings between children of Canadian-born parents and children of immigrant parents, women aged 30 to 34 with a university degree, working full year and full time, by parents' region of origin, 2016

gap (in dollars)



* statistically significant compared with employment earnings of children of Canadian-born parents ($p < 0.05$)

Note: The differences presented for the adjusted gap were derived from a quantile regression that accounted for education (type of university studies), field of study, age, and region of residence.

Source: Statistics Canada, Census of Population, 2016.

Data sources, methods and definitions

Data sources

This study mainly used integrated data from the 2006 and 2016 censuses. The main advantages of this data integration are (1) the availability of information on the family environment of youth before they leave the parental home; (2) a relatively large sample size, allowing for youth to be grouped into several distinct regions of origin (16, including Canada, in this study); and (3) the option of comparing the outcomes of youth from an immigrant background (1.5 and second generation) with those of Canadian youth from the third generation or more, which would not be possible with other databases that include information on immigrants only. Youth aged 18 and older in 2006 were excluded from the study because a larger proportion of youth no longer live with their parents as of age 18 (which makes it impossible to control for family-related variables). All analyses were weighted using a weight to account for the probability of selection for both the 2006 and 2016 censuses.

Definitions

Children of immigrant parents

In this study, the term “children of immigrant parents” (or children “with an immigrant background”) refers to children and youth with one or two immigrant parents. These children were born in Canada (the majority), or they arrived in Canada before age 15 (i.e., the 1.5 generation, who experienced the Canadian school system and earned a high school diploma or postsecondary degree in Canada, as applicable).

Regions of origin

The region of origin of children with an immigrant background is the main variable of interest. In this study, in all cases, the region of origin corresponded with the *parents' place of birth*, not the children's own place of birth. When parents had different places of birth, the mother's place of birth was used unless the

mother was born in Canada, in which case the father's place of birth was used. Children from the third generation or more are children whose parents were both born in Canada. Other than Canada, the following 15 other regions of origin were examined (the main countries of origin for each region are indicated in parentheses): North America (United States), Central America (Mexico, El Salvador, Guatemala), the Caribbean and Bermuda (Jamaica, Haiti, Trinidad and Tobago), South America (Guyana, Brazil, Chile), Western Europe (Germany, France, Netherlands), Eastern Europe (Poland, Russian Federation, Romania), Northern Europe (United Kingdom), Southern Europe (Portugal, Italy), sub-Saharan Africa (Republic of South Africa, Ghana, Tanzania, Nigeria, Kenya), North Africa (Egypt, Morocco, Algeria), West Central Asia and the Middle East (Lebanon, Iran, Afghanistan, Syria), East Asia (China, Hong Kong, South Korea), Southeast Asia (Philippines, Viet Nam, Cambodia), South Asia (India, Sri Lanka), and Oceania and other (Fiji, Australia, New Zealand).

Employment earnings

Employment earnings refer to the wages, salaries and commissions received for paid work. The employment income of self-employed individuals was excluded from the study. For data from the 2016 Census, the reference period is 2015.

Multivariate analysis

In the first section, logistic regression models were used to estimate the adjusted predicted probability of having obtained a given level of education (postsecondary education, university education and STEM [science, technology, engineering, math and computer science] university education). In the tables, control variables are maintained at their average value for the sample in question (i.e., the average value for respondents included in the model in question). Multivariate analyses of employment earnings were conducted using quantile regression.

Notes

1. Statistics Canada Table 98-400-X2016204.
2. See Statistics Canada (2017).
3. For example, see Kamanzi et al. (2016); Organisation for Economic Co-operation and Development (2017); Chen and Hou (2019).
4. A recent study by Chen and Hou (2019) examined the education and labour market outcomes of youth with an immigrant background, by population group (or visible minority group), using a synthetic cohort approach. The present study provides a more detailed analysis by focusing more on the regions of origin of youth with an immigrant background.
5. See Uppal (2017).
6. See Organisation for Economic Co-operation and Development (2017).
7. See Feliciano (2006).
8. See Goyette and Xie (1999); Feliciano (2006); Feliciano (2005).
9. See Feliciano and Lanuza (2015).
10. See Wall et al. (2018).
11. It should be noted that including or excluding children from the 1.5 generation (i.e., children who immigrated to Canada before age 15) had no impact on the findings of the study.

References

- Chen, Wen-Hao and Feng Hou. 2019. *Intergenerational Education Mobility and Labour Market Outcomes: Variation Among the Second Generation of Immigrants in Canada*. Analytical Studies Branch Research Paper Series. Statistics Canada Catalogue no. 11F0019M – No. 418. Ottawa.
- Feliciano, Cynthia. 2006. “Beyond the family: The influence of premigration group status on the educational expectations of immigrants’ children.” *Sociology of Education*, Vol. 79, no. 4. p. 281–303.
- Feliciano, Cynthia. 2005. “Does selective migration matter? Explaining ethnic disparities in educational attainment among immigrants’ children.” *International Migration Review*, Vol. 39, no. 4. p. 841–871.
- Feliciano, Cynthia and Yader R. Lanuza. 2015. “The immigrant advantage in adolescent educational expectations.” *International Migration Review*, Vol. 50, no. 3. p. 758–792
- Goyette, Kimberly and Yu Xie. 1999. “Educational expectations of Asian American Youths: Determinants and ethnic differences.” *Sociology of Education*, Vol. 72, no. 1. p. 22–36.
- Kamanzi, Pierre Canisius, Nicolas Bastien, Pierre Doray and Marie-Odile Magnan. 2016. “Immigration et cheminements scolaires aux études supérieures au Canada : qui y va et quand? Une analyse longitudinale à partir du modèle de Cox.” *Canadian Journal of Higher Education*, Vol. 46, no. 2. p. 225–248.
- Organisation for Economic Co-operation and Development. 2017. *Catching Up? Intergenerational Mobility and Children of Immigrants*. Paris: OECD Publishing.
- Statistics Canada. 2017. “[Children with an immigrant background: Bridging cultures](#).” *Census in Brief*. Statistics Canada Catalogue no. 98-200-X.
- Uppal, Sharanjit. 2017. “[Young men and women without a high school diploma](#).” *Insights on Canadian Society*. May. Statistics Canada Catalogue no. 75-006-X.
- Wall, Katherine, John Zhao, Sarah-Jane Ferguson and Carlos Rodriguez. 2018. “[Results from the 2016 Census: Is field of study a factor in the payoff of a graduate degree?](#)” *Insights on Canadian Society*. September. Statistics Canada Catalogue no. 75-006-X