

VITAL SIGNS

PENNSYLVANIA

Business leaders in Pennsylvania cannot find the science, technology, engineering and mathematics (STEM) talent they need to stay competitive. Students' lagging performance in K-12 is a critical reason why. The good news is that the nation's most effective STEM education programs can help turn the tide.

Pennsylvania students have made some gains in math and science, but racial and ethnic achievement gaps are among the very largest in the nation, and low-income students are least likely to have access to science labs or teachers with the resources they need. Not enough students--least of all minorities--have the chance to learn challenging content to prepare them for college and careers.

PENNSYLVANIA NEEDS MORE STEM TALENT

STEM fields are growing in Pennsylvania

Between 2017 and 2027:

STEM jobs will grow

Non-STEM jobs will grow

8%

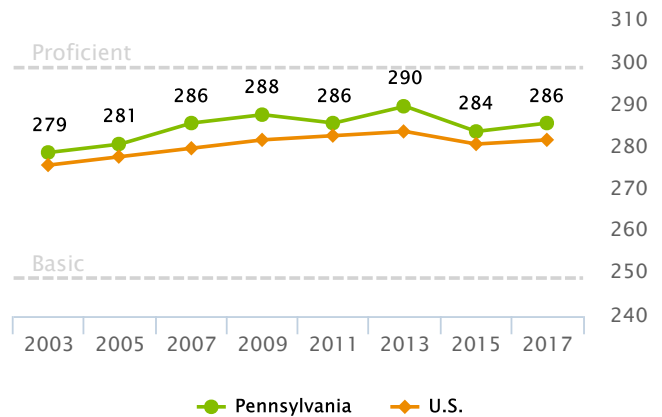
4%

THE PENNSYLVANIA STEM SKILLS SHORTAGE STARTS EARLY

Progress in math has faltered

After years of progress, Pennsylvania eighth-graders have lost ground.

Trends in 8th grade math scores, 2003-2017

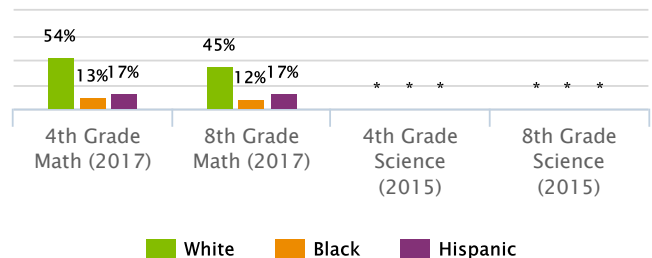


SOURCE: U.S. Department of Education, 2003-2017

Students of color lag farthest behind

Closing achievement gaps must remain a priority.

Percentage of Pennsylvania students at or above proficient, by race/ethnicity



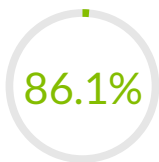
SOURCE: U.S. Department of Education, 2015-2017

*Data not available or reporting requirements not met.

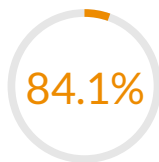
The state must plug the gaps in the STEM pipeline

The Pennsylvania STEM pipeline loses young people at every level of the education system. Some fail to graduate from high school and many do not finish college, which narrows the pipeline of students who can gain advanced STEM skills. The 2-year college graduation rate is particularly low. Of those students who do graduate, few get a post-secondary degree in STEM.

What percentage of high school students graduate? (2014-2015)



Pennsylvania

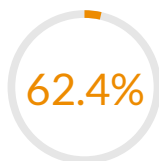


United States

Of high school graduates who enter a 4-year degree program, what percentage graduate? (2012-2013)

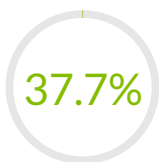


Pennsylvania

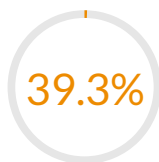


United States

Of high school graduates who enter a 2-year associate's degrees program, what percentage graduate? (2012-2013)



Pennsylvania

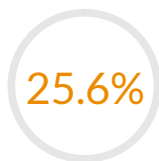


United States

What percentage of certificates and degrees is in STEM fields? (2014-2015)



Pennsylvania



United States

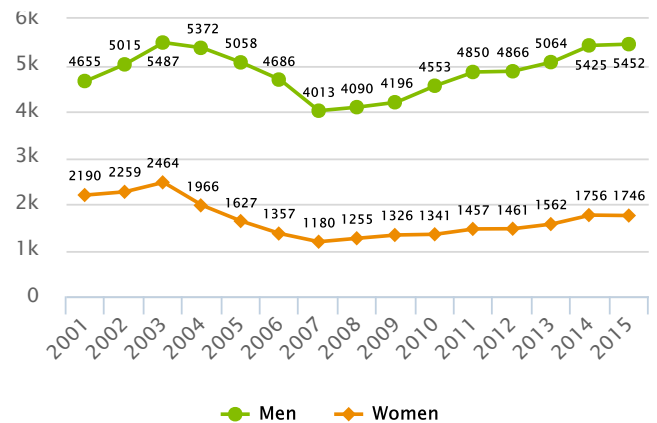
TAP PENNSYLVANIA'S FEMALE AND MINORITY TALENT

Together, females and minorities make up more than half of Pennsylvania's population, yet they are much less likely to earn STEM degrees or become STEM professionals. Closing these gaps can pay big dividends in the state.

Women have lost ground in computing

The available talent in computer science would rise dramatically if the state simply closed the gender gap in these subjects.

Number of computing degrees/certificates in Pennsylvania

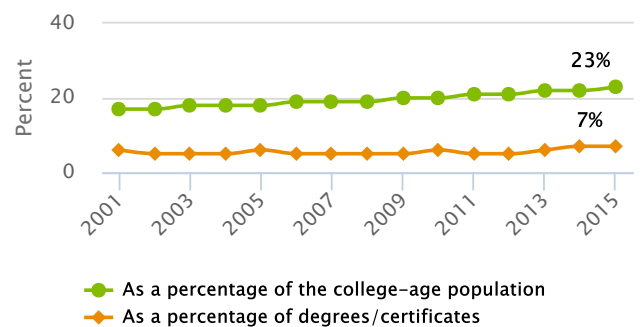


SOURCE: U.S. Department of Education, 2001-2015

People of color are not gaining ground in engineering degrees

It is critical to prepare and inspire many more students of color to pursue STEM subjects such as computer science and engineering.

Underrepresented minorities in Pennsylvania earning engineering degrees/certificates



SOURCE: U.S. Department of Education, 2001-2015

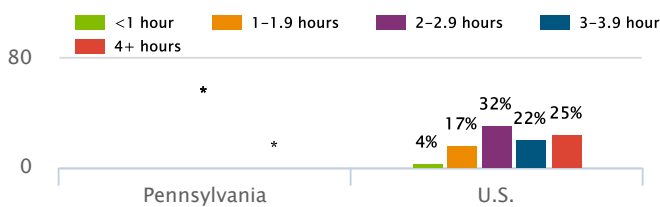
*Data not available or reporting requirements not met.

GIVE PENNSYLVANIA STUDENTS ACCESS TO BETTER STEM LEARNING OPPORTUNITIES

Lack of access to such opportunities severely limits young people's college and career prospects.

The state should make time for elementary science

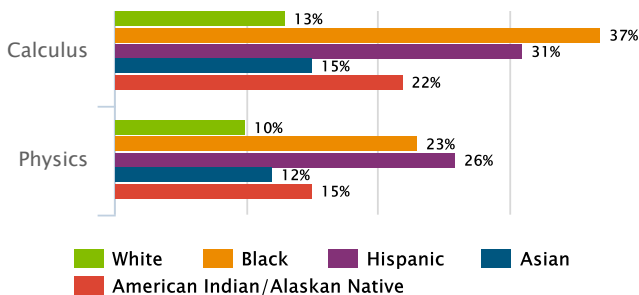
Hours per week spent on science, grades 1-4, 2015



The state should improve access to advanced courses

Many students lack access to such courses.

Students in Pennsylvania high schools that do not offer challenging math and science courses, 2013/14



Success in Advanced Placement courses can put more students on a path to STEM careers.

Of the high school graduating class of 2015 in Pennsylvania:

	Took AP Math Exam	Scored 3+ on AP Math Exam
All Students	11%	7%
White	11%	8%
Black	4%	1%
Hispanic	6%	3%
Asian	35%	26%
American Indian/Alaskan Native	15%	6%

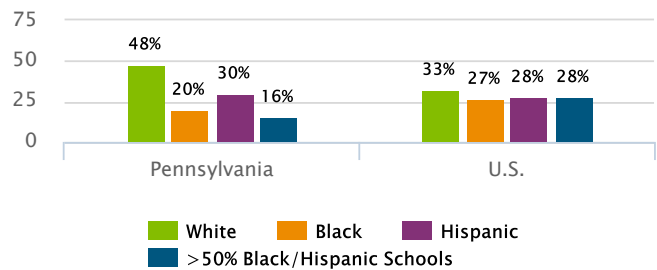


DEVELOP AND RETAIN TALENTED STEM TEACHERS IN PENNSYLVANIA

Research shows that teachers' content knowledge and teaching experience can affect student performance

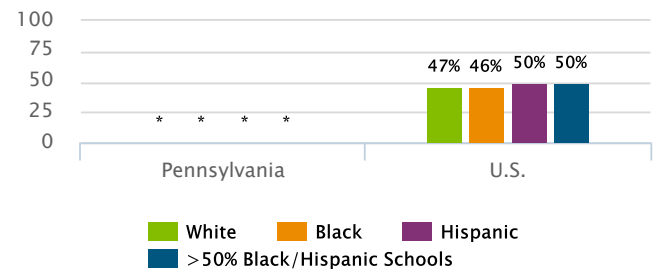
Boost teachers' content knowledge

Eighth-graders whose math teachers have an undergraduate major in math, 2017



SOURCE: U.S. Department of Education 2017

Eighth-graders whose science teachers have an undergraduate major in science, 2015

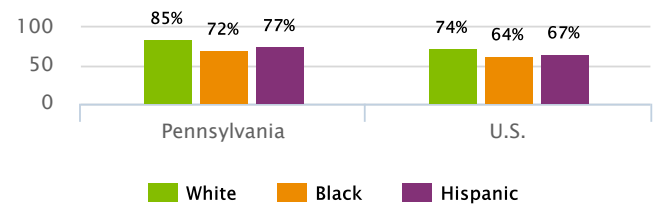


SOURCE: U.S. Department of Education 2015

Retain excellent teachers

Minority and students are most likely to have inexperienced teachers

Eighth-graders whose math teachers have 6+ years of experience teaching their subject



SOURCE: U.S. Department of Education 2017

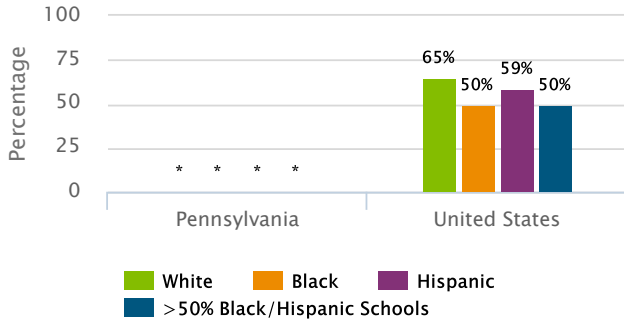
*Data not available or reporting requirements not met.

GIVE PENNSYLVANIA SCHOOLS AND TEACHERS THE RESOURCES THEY NEED

Teachers in Pennsylvania need better resources, facilities, and teaching materials to succeed.

Too many teachers lack the tools of their trade

Eighth-graders whose science teachers say they have all or most of the resources they need, 2015

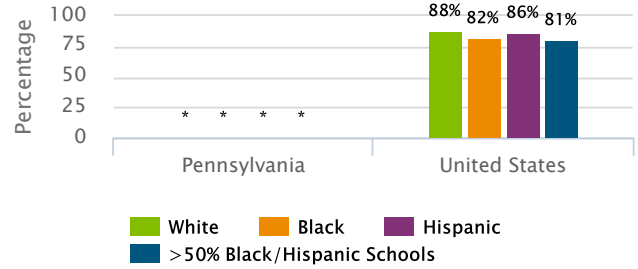


SOURCE: U.S. Department of Education, 2015

*Data not available or reporting requirements not met.

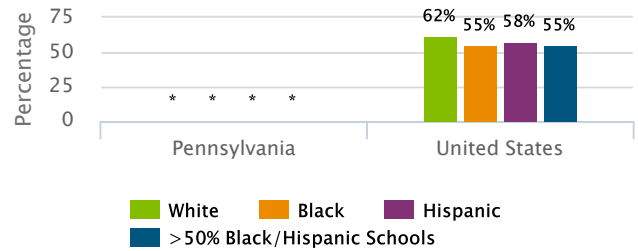
The state should improve access to science facilities and supplies

Eighth-graders whose schools have science labs, 2015



SOURCE: U.S. Department of Education, 2015

Eighth-graders whose schools report that supplies or materials for science labs are available "to a large extent," 2015



SOURCE: U.S. Department of Education, 2015

For the complete state report, methodology, and sources, see vitalsigns.ecs.org (vitalsigns.ecs.org)

Education Commission of the States serves as a partner to state policymakers by providing personalized support and helping education leaders come together and learn from one another. Through our programs and services, policymakers gain the insight and experience needed to create effective education policy.



Education Commission of the States, 700 Broadway, Suite 810, Denver, CO 80203, 303.299.3600