



digital learning
COMPASS

Distance Education State Almanac 2017

Washington

Julia E. Seaman, Ph.D.

Research Director, Babson Survey Research Group

Jeff Seaman, Ph.D.

Director, Babson Survey Research Group



This work is licensed under a Creative Commons Attribution-ShareAlike 4.0 International License.
by Babson Survey Research Group, e-Literate, and WCET

State maps images are by TUBS [CC BY-SA 3.0 (<https://creativecommons.org/licenses/by-sa/3.0/>)], via Wikimedia Commons

Washington



	State	% of National
Population	7,288,000	2.2%
18-55 Population	3,571,120	2.3%
Number of Institutions	87	1.8%

Washington has 87 degree-granting higher education institutions, which represent 1.8% of all such institutions in the United States. These institutions enrolled a total of 365,412 students as of fall 2015 (328,893 of which are studying at the undergraduate level and 36,519 at the graduate level). The fall 2015 figure is an increase of 938 students (or 0.3%) from the number enrolled in the fall of 2012.

Among the total student body, 78,374 (72,171 undergraduates and 6,203 graduate students) were taking at least one course at a distance. This is 21.4% of the enrolled student body, which is lower than the national average rate of 29.7%. The number of students taking distance education courses in the state increased by 12,007 (or 18.1%) between fall 2012 and fall 2015. This is higher than the national level of growth of 11.0%.

32,368 students in Washington are taking all of their courses at a distance, made up of 28,233 undergraduates and 4,135 graduates. This represents 8.9% of all students enrolled in the state, a rate that is lower than the national average of 14.3%. A total of 28,560 (or 88.2% of these exclusively online students) live in Washington, the remainder come from outside of the state. This rate is higher than the national in-state average of 55.1%.

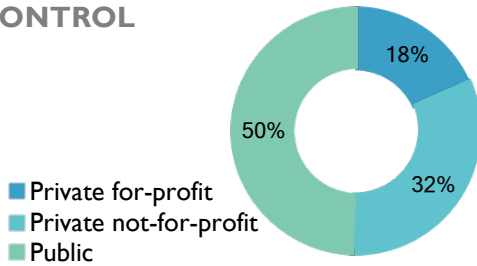
The number of students that take any of their courses on campus, including those who take all of their courses on campus and those who take a mix of on-campus and distance courses, is 333,044, or 91.1% of the total student enrollment in Washington. This number represents a decrease in proportion on campus from the four years prior (92.5% from 337,021 students in 2012). The -1.3% rate is a smaller change than the national 1.7% decrease.

Overall and Distance Enrollment - 2015

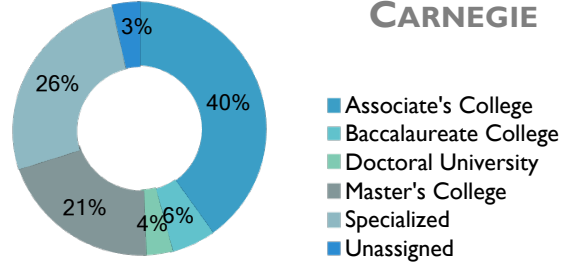
		Total		Undergraduate		Graduate	
		All Students	Any Distance	All Students	Any Distance	All Students	Any Distance
	Total	365,412	78,374	328,893	72,171	36,519	6,203
Control	Private for-profit	6,309	1,035	6,067	996	242	39
	Private not-for-profit	44,597	5,888	32,330	2,443	12,267	3,445
	Public	314,506	71,451	290,496	68,732	24,010	2,719
Type	2 to 4-year	88,551	25,032	88,551	25,032	0	0
	4-year or more	276,861	53,342	240,342	47,139	36,519	6,203
Institutional Enrollment Size	Under 1,000	10,492	1,857	8,560	1,426	1,932	431
	1,000 - 4,999	92,815	18,124	86,474	16,516	6,341	1,608
	5,000 - 9,999	113,232	31,754	107,419	30,294	5,813	1,460
	10,000 - 19,999	73,779	17,309	70,907	16,638	2,872	671
	20,000 and above	75,094	9,330	55,533	7,297	19,561	2,033
Carnegie	Associate's College	185,019	54,513	185,019	54,513	0	0
	Baccalaureate College	5,869	0	5,465	0	404	0
	Doctoral University	79,298	9,545	58,764	7,306	20,534	2,239
	Master's College	83,649	12,068	70,367	8,510	13,282	3,558
	Specialized	9,510	1,796	7,287	1,464	2,223	332
	Unassigned	2,067	452	1,991	378	76	74

Distribution of State Institutions

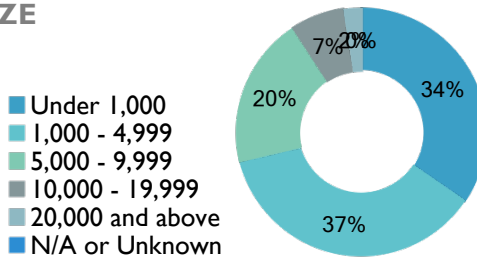
CONTROL



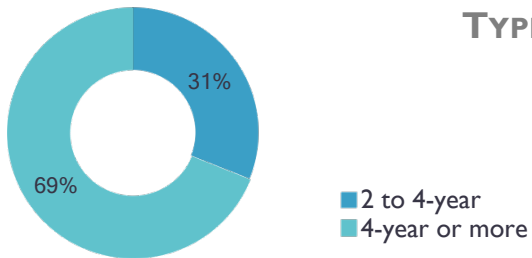
CARNEGIE



SIZE

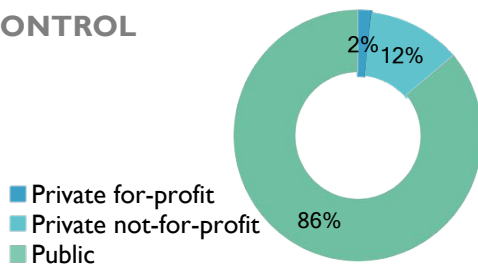


TYPE

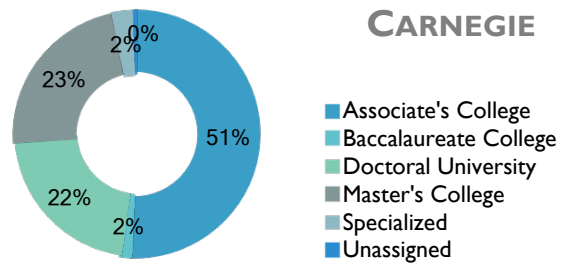


Distribution of Total Student Enrollment

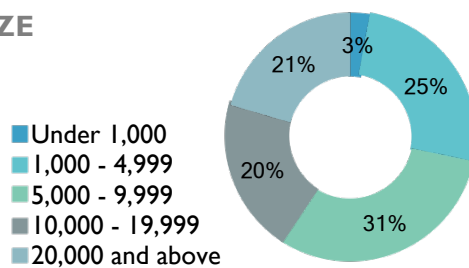
CONTROL



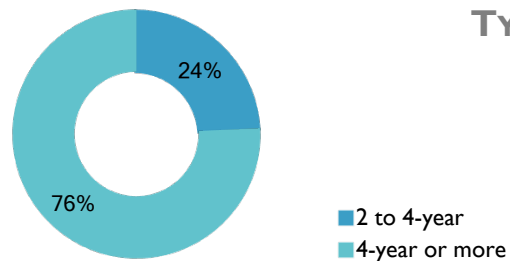
CARNEGIE



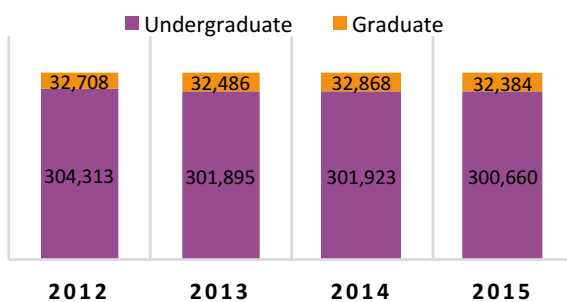
SIZE



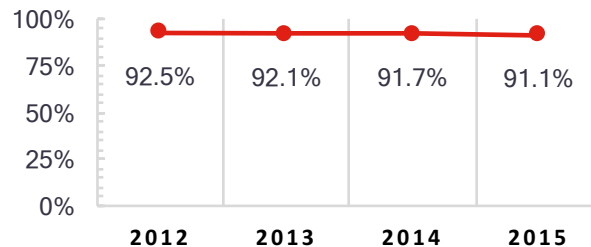
TYPE



On-Campus Students

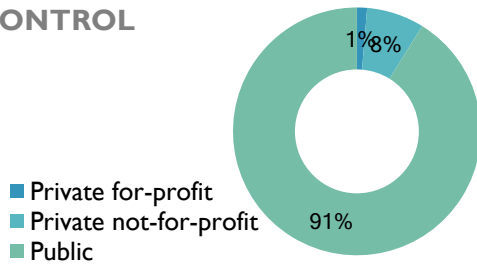


PERCENT ON CAMPUS

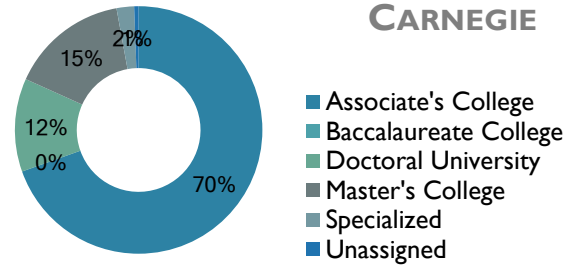


Distribution of Distance Student Enrollment

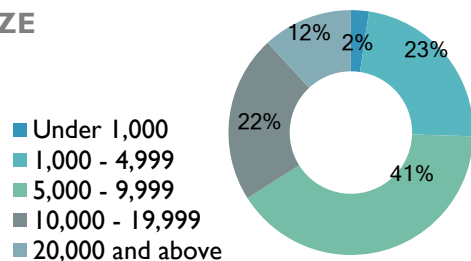
CONTROL



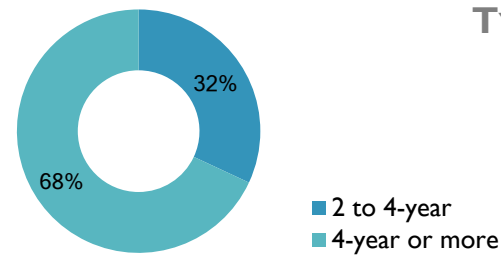
CARNEGIE



SIZE

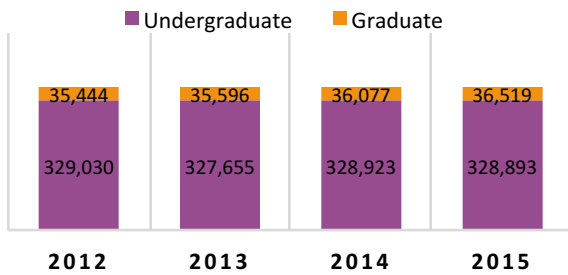


TYPE

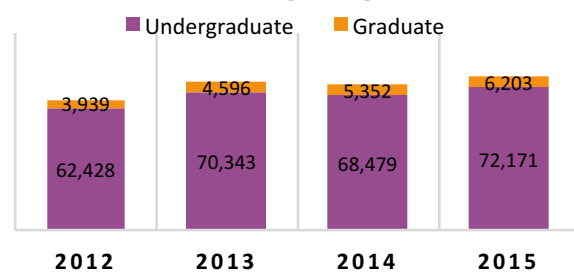


Enrollment Trends

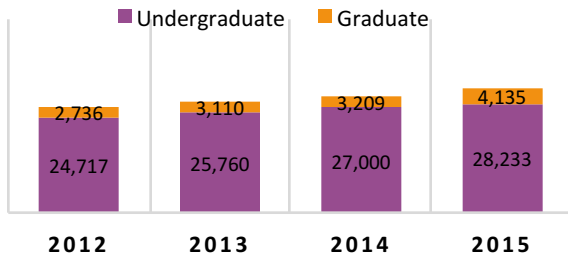
TOTAL STUDENTS



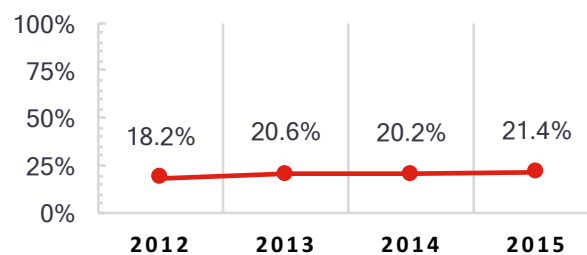
ANY DISTANCE



EXCLUSIVELY DISTANCE

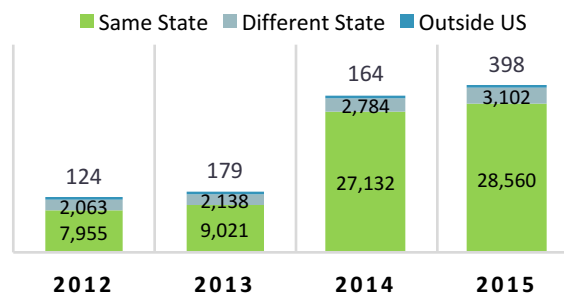
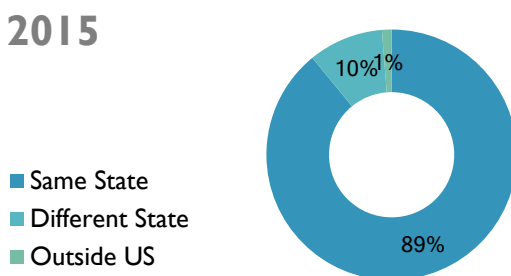


PERCENT DISTANCE



Exclusively Distance Student Locations

2015



Overall Enrollment in Washington

Top 10 Institutions by Total Numbers of Students - 2015

Rank	Institution	Total	Undergrad	Graduate	Control
1	University of Washington-Seattle Campus	45,408	31,063	14,345	Public
2	Washington State University	29,686	24,470	5,216	Public
3	Western Washington University	15,332	14,402	930	Public
4	Bellevue College	13,398	13,398	0	Public
5	Eastern Washington University	12,361	11,300	1,061	Public
6	Central Washington University	11,993	11,112	881	Public
7	Clark College	10,477	10,477	0	Public
8	Spokane Community College	10,218	10,218	0	Public
9	Edmonds Community College	8,571	8,571	0	Public
10	Green River College	8,153	8,153	0	Public

Top 10 Institutions by Enrollment Growth 2012-2015

Rank	Institution	2012	2015	Change	Control
1	Spokane Community College	6,961	10,218	3,257	Public
2	Washington State University	27,679	29,686	2,007	Public
3	University of Washington-Seattle Campus	43,485	45,408	1,923	Public
4	University of Washington-Bothell Campus	4,172	5,277	1,105	Public
5	South Seattle College	4,998	6,076	1,078	Public
6	Cascadia College	2,736	3,497	761	Public
7	Pierce College-Puyallup	3,413	4,154	741	Public
8	Central Washington University	11,268	11,993	725	Public
9	University of Washington-Tacoma Campus	3,919	4,599	680	Public
10	Renton Technical College	3,312	3,961	649	Public

Distance Enrollment in Washington

Top 10 Institutions by Distance Enrollment - 2015

Rank	Institution	Total	Undergrad	Graduate	Control
1	Washington State University	4,949	3,863	1,086	Public
2	Bellevue College	4,871	4,871	0	Public
3	University of Washington-Seattle Campus	4,381	3,434	947	Public
4	Central Washington University	3,816	3,384	432	Public
5	Clark College	3,144	3,144	0	Public
6	Pierce College-Fort Steilacoom	2,986	2,986	0	Public
7	Edmonds Community College	2,783	2,783	0	Public
8	Green River College	2,711	2,711	0	Public
9	Olympic College	2,482	2,482	0	Public
10	Spokane Community College	2,431	2,431	0	Public

Top 10 Institutions by Distance Enrollment Growth 2012-2015

Rank	Institution	2012	2015	Change	Control
1	University of Washington-Seattle Campus	2,431	4,381	1,950	Public
2	Washington State University	3,404	4,949	1,545	Public
3	Central Washington University	2,484	3,816	1,332	Public
4	City University of Seattle	1,270	2,347	1,077	Private not-for-profit
5	Eastern Washington University	1,025	2,058	1,033	Public
6	Spokane Community College	1,926	2,431	505	Public
7	Clark College	2,649	3,144	495	Public
8	Western Washington University	525	989	464	Public
9	Spokane Falls Community College	1,926	2,361	435	Public
10	Green River College	2,302	2,711	409	Public