

# Data on Second Majors in Language and Literature, 2001–13

---

MLA Office of Research

Web publication, February 2015

© 2015 Modern Language Association of America

*All material published by the Modern Language Association in any medium is protected by copyright. Users may link to the MLA Web page freely and may quote from MLA publications as allowed by the doctrine of fair use. Written permission is required for any other reproduction of material from any MLA publication.*

*Send requests for permission to reprint material to the MLA permissions manager by mail (26 Broadway, 3rd floor, New York, NY 10004-1789), e-mail ([permissions@mmla.org](mailto:permissions@mmla.org)), or fax (646 458-0030).*

## Data on Second Majors in Language and Literature, 2001–13

DATA on second majors were added to the degree completions component of the United States Department of Education's Integrated Postsecondary Education Data System (IPEDS) in 2001 and were made available on the National Science Foundation's *WebCASPAR* Web site (<https://webcaspar.nsf.gov/>) in 2010. The MLA's first report on these data appeared in October 2010, and following are selected findings updated through 2013 on second majors in language and literature, along with selected other disciplines. Looking at data on language and literature bachelor-degree conferrals overall, we see that in some fields—notably, foreign languages—second majors make up an unusually large share of the students receiving degrees. If we compare the number of second majors in a field with the number of first majors, we see that second majors range from 3%–5% of the number of first majors in fields like communication and psychology to 10%–16% in economics and mathematics but jump to significantly higher percentages in foreign languages.<sup>1</sup> In 2001 the number of second majors in foreign languages was 28.0% of the number of first majors, and it increased to 38.6% in 2013. The percentages nearest to, but still trailing, foreign languages are area, ethnic, cultural, and gender studies (33.2% of 8,851 first BAs in 2013) and philosophy and religious studies (22.7% of 12,821 first BAs in 2013). At 8,419 in 2013, second majors in foreign languages exceeded the absolute number of second majors in the next most populous field—psychology, at 6,299—by 25.2%, even though psychology's number of first majors (115,494) outstripped that in foreign languages (21,783) by 430.2%.

Data on first and second majors are reported by institutional representatives, not by degree recipients, so we cannot attribute the designation of first and second majors to individual students' intentions. This report uses first majors as the primary number of reference, because this number indexes how many bachelor degrees are granted each year and is usually used in discussions of degree conferrals.<sup>2</sup> In 2013, for instance, 2,706 Title-IV institutions in the United States reported 1,840,164 bachelor degrees. Of these institutions, 1,134 (41.9%) reported on second majors. Since less than half the institutions reported on second majors, the data here necessarily underrepresent actual second majors earned. For instance, the University of Texas, Austin, reported 9,154 bachelor degrees but no second majors in 2012–13.

**Table 1** shows the number of first and second majors from 2001 to 2013 in selected disciplines, including communication, education, history, psychology, and visual and performing arts. It also shows the sum of first and second degree conferrals in selected disciplines. This tabulation allows us to see that in 2007 and 2008 foreign languages surpass economics in the total number of degrees conferred when second majors are added to first majors. The table gives both the absolute number of second majors as well as this number as a percentage of the number of first majors, showing that the percentage is highest among foreign languages. In 2013, only area studies and philosophy come close to foreign languages' percentage, although there

*Data on Second Majors  
in Language and  
Literature, 2001–13*

are also notable percentages of second majors in relation to first in mathematics (16.4%), economics (14.5%), sociology (12.0%), and history (10.1%). In recent years, numbers of first majors in foreign languages are similar to those in mathematics, but the total for 2001–13 of both first and second majors is 35.4% higher for foreign languages (346,350) than for mathematics (223,882), attesting to the cumulative effect of foreign languages' higher rate of second majors.

**Figure 1** shows first majors in different disciplines: its graphic representation reveals a flat line for education; relatively steep growth in psychology, biological and biomedical sciences, and visual and performing arts; and modest growth in most other fields. **Figure 2a** and **figure 2b** show that foreign languages outstrip other disciplines significantly in the number of second majors. This difference is particularly striking given that the number of first majors in foreign languages is lower than that in most other disciplines—much lower in some cases.

Tables 2, 3, and 4 give numbers of bachelor degrees awarded to first and second majors in detailed areas of English and foreign languages. **Table 2** shows that second majors as a percentage of first majors for students specializing in creative writing is roughly twice as high as for those focusing on literature. Foreign languages not only show higher absolute numbers of second majors than other disciplines, as figures 2a and 2b illustrate; we see in **table 3** that they also have a remarkably higher number of second majors in relation to the number of first majors. In table 3, which is organized by most to least degrees granted in 2013, we see that Spanish,<sup>3</sup> French, German, Russian, Romance, Italian, Middle/Near Eastern, Slavic, and Portuguese all show numbers of second majors that are over 40% of the numbers of first majors and in some cases as high as 50% (German, French, Middle/Near Eastern, Portuguese, Slavic), 60% (Italian), or even 80% (Romance) in 2013. **Table 4** gives the number of degree conferrals (but not percentages) for less commonly taught foreign languages.

Finally, we should mention that the Humanities Departmental Survey of 2012–13, conducted by the American Institute of Physics and sponsored by the American Academy of Arts and Sciences, estimated that 15,040 students completed a minor in English and 49,200 completed a minor in foreign languages in 2011–12 (White, Chu, and Czujko 16). **Figure 3** shows that in languages other than English the number of minors (49,200) exceeds the number of majors (30,240) counted by this survey. Even bearing in mind the sum of both first and second majors in the IPEDS data for 2012 (30,182), the number of minors in languages other than English (49,200) is still greater than the number of majors. When majors and minors are both considered, as in figure 3, the number of undergraduates moving through bachelor degree programs in foreign languages rises to be well above the number moving through bachelor degree programs in English. These numbers show a marked change since the 2006–07 Humanities Departmental Survey, in which the sums of majors and minors in English and in other languages were roughly equal (Steward 9), and further challenge the common view of foreign language programs as smaller than English, in both the number of undergraduates they are attracting and the number they are serving in the upper division.

*Data on Second Majors  
in Language and  
Literature, 2001–13*

## Notes

---

1. This report follows the United States Department of Education's practice in designating languages other than English *foreign languages*, though the term is clearly inaccurate when applied to many languages with a strong presence in North America—notably Spanish but also American Sign Language (ASL), French, and the languages of Indigenous peoples. This report follows the American Academy of Arts and Sciences' usage in the section on minors, referring there to *languages and literatures other than English*, a term the MLA prefers.

2. Second degree conferrals are distributed by gender in proportions nearly identical to first degrees, so this report does not break out degrees by gender.

3. The category *Hispanic and Latin American languages, literatures, and linguistics* was added in 2012 as a way of allowing degree recipients to distinguish themselves from those specializing in Peninsular literatures. The category is not specifically Spanish-language, however; it could logically include not only Portuguese and French but also Native languages in Latin America. Table 3 does include Latin American with Spanish, since the vast majority of the degrees in the new category would have been counted among the degrees in Spanish in previous years.

## Works Cited

---

- Steward, Doug. *Data on Second Majors in Language and Literature, 2001–08*. *Modern Language Association*. MLA, Oct. 2010. Web. 21 Jan. 2015.
- White, Susan, Raymond Chu, and Roman Czujko. *The 2012–13 Survey of Humanities Departments at Four-Year Institutions: Full Technical Report*. *Humanities Indicators*. Amer. Inst. of Physics; Amer. Acad. of Arts and Sciences, 2014. Web. 21 Jan. 2015.

**Table 1**  
**First and Second Majors in Selected Disciplines, 2001–13**

Source: WebCASPAR: Integrated Science and Engineering Resources Data System

	2001	2002	2003	2004	2005	2006	2007	2008	2009	2010	2011	2012	2013	2001–13
<b>ALL DISCIPLINES</b>														
First majors	1,260,308	1,308,970	1,365,694	1,417,421	1,456,401	1,502,922	1,541,704	1,580,413	1,619,028	1,668,227	1,734,229	1,810,647	1,861,034	20,126,998
Second majors	54,338	61,324	63,870	70,431	76,978	77,827	79,815	80,537	82,080	86,269	92,119	95,941	96,954	1,018,483
Sum of first and second majors	1,314,646	1,370,294	1,429,564	1,487,852	1,533,379	1,580,749	1,621,519	1,660,950	1,701,108	1,754,496	1,826,348	1,906,588	1,957,988	21,145,481
Second majors as a percentage of first	4.3	4.7	4.7	5.0	5.3	5.2	5.2	5.1	5.1	5.2	5.3	5.3	5.2	5.1
<b>SELECTED FIELDS</b>														
Area, ethnic, cultural, gender, and group studies														
First majors	6,320	6,564	6,633	7,185	7,573	7,882	8,195	8,455	8,773	8,621	9,100	9,233	8,851	103,385
Second majors	1,213	1,492	1,724	1,922	2,115	2,251	2,322	2,417	2,362	2,576	2,952	2,941	2,937	29,224
Sum of first and second majors	7,533	8,056	8,357	9,107	9,688	10,133	10,517	10,872	11,135	11,197	12,052	12,174	11,788	132,609
Second majors as a percentage of first	19.2	22.7	26.0	26.8	27.9	28.6	28.3	28.6	26.9	29.9	32.4	31.9	33.2	28.3
Biological and biomedical sciences														
First majors	61,430	61,126	62,565	63,662	66,822	71,566	77,713	80,752	83,794	87,482	91,142	97,251	101,777	1,007,082
Second majors	1,681	1,912	1,623	1,674	2,030	2,071	2,237	2,229	2,240	2,379	2,578	2,733	2,819	28,206
Sum of first and second majors	63,111	63,038	64,188	65,336	68,852	73,637	79,950	82,981	86,034	89,861	93,720	99,984	104,596	1,035,288
Second majors as a percentage of first	2.7	3.1	2.6	2.6	3.0	2.9	2.9	2.8	2.7	2.7	2.8	2.8	2.8	2.8
Communication, journalism, and related programs														
First majors	58,478	63,311	68,334	71,548	73,276	74,561	75,352	76,818	78,465	81,770	83,781	84,206	85,261	975,161
Second majors	1,572	1,875	2,160	2,351	2,583	2,638	2,816	2,983	2,924	3,027	3,158	3,158	3,144	34,389
Sum of first and second majors	60,050	65,186	70,494	73,899	75,859	77,199	78,168	79,801	81,389	84,797	86,939	87,364	88,405	1,009,550
Second majors as a percentage of first	2.7	3.0	3.2	3.3	3.5	3.5	3.7	3.9	3.7	3.7	3.8	3.8	3.7	3.5
Economics														
First majors	19,468	20,961	23,057	24,113	24,267	23,841	23,960	25,308	26,332	27,658	28,561	28,036	28,499	324,061
Second majors	1,886	2,305	2,583	2,857	3,063	2,939	3,020	3,188	3,378	3,598	4,043	4,236	4,132	41,228
Sum of first and second majors	21,354	23,266	25,640	26,970	27,330	26,780	26,980	28,496	29,710	31,256	32,604	32,272	32,631	365,289
Second majors as a percentage of first	9.7	11.0	11.2	11.8	12.6	12.3	12.6	12.6	12.8	13.0	14.2	15.1	14.5	12.7
Education														
First majors	107,642	108,653	108,202	109,170	108,426	110,550	109,368	106,081	104,896	104,466	106,456	108,054	106,580	1,398,544
Second majors	3,469	3,442	3,359	3,703	4,146	4,370	4,541	4,237	4,303	3,845	4,265	4,331	4,633	52,644
Sum of first and second majors	111,111	112,095	111,561	112,873	112,572	114,920	113,909	110,318	109,199	108,311	110,721	112,385	111,213	1,451,188
Second majors as a percentage of first	3.2	3.2	3.1	3.4	3.8	4.0	4.2	4.0	4.1	3.7	4.0	4.0	4.3	3.8
English language and literature/letters														
First majors	50,607	52,434	53,736	54,032	54,431	55,145	55,179	55,124	55,518	53,295	52,798	53,840	52,489	698,628
Second majors	2,785	3,046	3,013	3,290	3,310	3,506	3,591	3,693	3,552	3,531	3,822	4,029	3,833	45,001
Sum of first and second majors	53,392	55,480	56,749	57,322	57,741	58,651	58,770	58,817	59,070	56,826	56,620	57,869	56,322	743,629
Second majors as a percentage of first	5.5	5.8	5.6	6.1	6.1	6.4	6.5	6.7	6.4	6.6	7.2	7.5	7.3	6.4
Foreign languages, literatures, and linguistics														
First majors	16,232	16,361	17,010	17,833	18,469	19,518	20,378	21,077	21,270	21,642	21,827	21,900	21,783	255,300
Second majors	4,550	5,347	5,588	5,967	6,686	6,990	7,302	7,760	7,669	8,156	8,334	8,282	8,419	91,050
Sum of first and second majors	20,782	21,708	22,598	23,800	25,155	26,508	27,680	28,837	28,939	29,798	30,161	30,182	30,202	346,350
Second majors as a percentage of first	28.0	32.7	32.9	33.5	36.2	35.8	35.8	36.8	36.1	37.7	38.2	37.8	38.6	35.7

(cont. on next page)

Table 1 (cont.)

## First and Second Majors in Selected Disciplines, 2001–13

	2001	2002	2003	2004	2005	2006	2007	2008	2009	2010	2011	2012	2013	2001–13
<b>History</b>														
First majors	25,145	26,053	27,777	29,838	31,437	33,190	34,490	34,497	34,774	35,256	35,059	35,190	34,257	416,963
Second majors	2,048	2,375	2,447	2,668	3,279	3,377	3,342	3,422	3,536	3,370	3,588	3,460	3,449	40,361
Sum of first and second majors	27,193	28,428	30,224	32,506	34,716	36,567	37,832	37,919	38,310	38,626	38,647	38,650	37,706	457,324
Second majors as a percentage of first	8.1	9.1	8.8	8.9	10.4	10.2	9.7	9.9	10.2	9.6	10.2	9.8	10.1	9.7
<b>Liberal arts and sciences, general studies and humanities</b>														
First majors	38,066	39,441	40,341	42,261	43,884	45,030	44,334	47,027	47,196	47,284	46,835	47,014	46,863	575,576
Second majors	528	684	689	755	682	767	731	882	883	1,212	1,172	1,264	1,132	11,381
Sum of first and second majors	38,594	40,125	41,030	43,016	44,566	45,797	45,065	47,909	48,079	48,496	48,007	48,278	47,995	586,957
Second majors as a percentage of first	1.4	1.7	1.7	1.8	1.6	1.7	1.6	1.9	1.9	2.6	2.5	2.7	2.4	2.0
<b>Mathematics and statistics</b>														
First majors	11,200	11,981	12,535	13,362	14,391	14,808	14,989	15,235	15,537	16,071	17,231	18,870	20,491	196,701
Second majors	1,221	1,345	1,519	1,772	1,826	1,960	2,063	1,983	2,101	2,277	2,716	3,031	3,367	27,181
Sum of first and second majors	12,421	13,326	14,054	15,134	16,217	16,768	17,052	17,218	17,638	18,348	19,947	21,901	23,858	223,882
Second majors as a percentage of first	10.9	11.2	12.1	13.3	12.7	13.2	13.8	13.0	13.5	14.2	15.8	16.1	16.4	13.8
<b>Philosophy and religious studies</b>														
First majors	8,580	9,332	10,374	11,169	11,609	12,003	11,990	12,280	12,462	12,529	12,864	12,680	12,821	150,693
Second majors	1,712	1,957	2,159	2,371	2,542	2,621	2,682	2,707	2,621	2,925	2,844	2,909	2,914	32,964
Sum of first and second majors	10,292	11,289	12,533	13,540	14,151	14,624	14,672	14,987	15,083	15,454	15,708	15,589	15,735	183,657
Second majors as a percentage of first	20.0	21.0	20.8	21.2	21.9	21.8	22.4	22.0	21.0	23.3	22.1	22.9	22.7	21.9
<b>Psychology</b>														
First majors	74,235	77,401	79,286	82,774	86,234	88,758	90,691	93,166	94,898	97,903	101,715	109,847	115,494	1,192,402
Second majors	3,771	3,949	3,974	4,265	4,745	5,026	4,876	4,905	5,034	5,043	5,392	6,088	6,299	63,367
Sum of first and second majors	78,006	81,350	83,260	87,039	90,979	93,784	95,567	98,071	99,932	102,946	107,107	115,935	121,793	1,255,769
Second majors as a percentage of first	5.1	5.1	5.0	5.2	5.5	5.7	5.4	5.3	5.3	5.2	5.3	5.5	5.5	5.3
<b>Sociology</b>														
First majors	25,354	25,295	26,198	27,020	28,556	28,541	29,050	28,908	28,836	28,746	29,339	30,248	30,609	366,700
Second majors	2,221	2,359	2,446	2,770	2,944	2,930	2,994	2,782	2,842	3,006	3,250	3,757	3,666	37,967
Sum of first and second majors	27,575	27,654	28,644	29,790	31,500	31,471	32,044	31,690	31,678	31,752	32,589	34,005	34,275	404,667
Second majors as a percentage of first	8.8	9.3	9.3	10.3	10.3	10.3	10.3	9.6	9.9	10.5	11.1	12.4	12.0	10.4
<b>Visual and performing arts</b>														
First majors	61,336	66,989	71,747	77,479	81,291	83,618	85,500	87,975	89,422	92,119	94,218	96,136	98,154	1,085,984
Second majors	2,332	2,612	2,739	2,961	3,237	3,357	3,580	3,613	3,587	3,741	4,074	4,139	4,248	44,220
Sum of first and second majors	63,668	69,601	74,486	80,440	84,528	86,975	89,080	91,588	93,009	95,860	98,292	100,275	102,402	1,130,204
Second majors as a percentage of first	3.8	3.9	3.8	3.8	4.0	4.0	4.2	4.1	4.0	4.1	4.3	4.3	4.3	4.1

Table 2

**First and Second Majors in English and American Language and Literature, 2001–13**

Source: WebCASPAR: Integrated Science and Engineering Resources Data System

	2001	2002	2003	2004	2005	2006	2007	2008	2009	2010	2011	2012	2013	2001–13
<b>All English</b>														
First majors	50,607	52,434	53,736	54,032	54,431	55,145	55,179	55,124	55,518	53,295	52,798	53,840	52,489	698,628
Second majors	2,785	3,046	3,013	3,290	3,310	3,506	3,591	3,693	3,552	3,531	3,822	4,029	3,833	45,001
Sum of first and second majors	53,392	55,480	56,749	57,322	57,741	58,651	58,770	58,817	59,070	56,826	56,620	57,869	56,322	743,629
Second majors as a percentage of first	5.5	5.8	5.6	6.1	6.1	6.4	6.5	6.7	6.4	6.6	7.2	7.5	7.3	6.4
<b>English and American language and literature</b>														
First majors	40,095	40,724	41,814	42,419	43,255	44,163	44,330	44,094	44,029	43,696	43,716	44,849	43,541	560,725
Second majors	2,355	2,444	2,381	2,680	2,737	2,841	2,945	3,017	2,893	2,884	3,177	3,318	3,098	36,770
Sum of first and second majors	42,450	43,168	44,195	45,099	45,992	47,004	47,275	47,111	46,922	46,580	46,893	48,167	46,639	597,495
Second majors as a percentage of first	5.9	6.0	5.7	6.3	6.3	6.4	6.6	6.8	6.6	6.6	7.3	7.4	7.1	6.6
<b>Rhetoric and composition</b>														
First majors	9,258	10,423	10,502	9,813	9,335	9,032	8,752	8,765	9,150	7,324	6,570	6,276	6,232	111,432
Second majors	313	439	396	390	341	378	342	343	324	335	308	331	368	4,608
Sum of first and second majors	9,571	10,862	10,898	10,203	9,676	9,410	9,094	9,108	9,474	7,659	6,878	6,607	6,600	116,040
Second majors as a percentage of first	3.4	4.2	3.8	4.0	3.7	4.2	3.9	3.9	3.5	4.6	4.7	5.3	5.9	4.1
<b>Creative writing</b>														
First majors	1,254	1,287	1,420	1,800	1,841	1,950	2,097	2,265	2,339	2,275	2,512	2,715	2,716	26,471
Second majors	117	163	236	220	232	287	304	333	335	312	337	380	367	3,623
Sum of first and second majors	1,371	1,450	1,656	2,020	2,073	2,237	2,401	2,598	2,674	2,587	2,849	3,095	3,083	30,094
Second majors as a percentage of first	9.3	12.7	16.6	12.2	12.6	14.7	14.5	14.7	14.3	13.7	13.4	14.0	13.5	13.7

**Table 3**  
**First and Second Majors in Commonly Taught Foreign Languages, 2001–13**

Source: WebCASPAR: Integrated Science and Engineering Resources Data System

	2001	2002	2003	2004	2005	2006	2007	2008	2009	2010	2011	2012	2013	2001–13
<b>All foreign languages</b>														
First majors	16,232	16,361	17,010	17,833	18,469	19,518	20,378	21,077	21,270	21,642	21,827	21,900	21,783	255,300
Second majors	4,550	5,347	5,588	5,967	6,686	6,990	7,302	7,760	7,669	8,156	8,334	8,282	8,419	91,050
Sum of first and second majors	20,782	21,708	22,598	23,800	25,155	26,508	27,680	28,837	28,939	29,798	30,161	30,182	30,202	346,350
Second majors as a percentage of first	28.0	32.7	32.9	33.5	36.2	35.8	35.8	36.8	36.1	37.7	38.2	37.8	38.6	35.7
<b>Spanish language and literature<sup>1</sup></b>														
First majors	7,196	7,276	7,642	8,013	8,330	8,727	9,041	9,309	9,370	9,202	9,013	8,847	8,563	110,529
Second majors	2,222	2,756	2,877	3,116	3,435	3,591	3,759	3,902	3,857	4,210	4,135	4,073	4,140	46,073
Sum of first and second majors	9,418	10,032	10,519	11,129	11,765	12,318	12,800	13,211	13,227	13,412	13,148	12,920	12,703	156,602
Second majors as a percentage of first	30.9	37.9	37.6	38.9	41.2	41.1	41.6	41.9	41.2	45.8	45.9	46.0	48.3	41.7
<b>Foreign languages and literatures, general<sup>2</sup></b>														
First majors	2,055	2,158	2,363	2,539	2,626	2,899	3,153	3,456	3,361	3,638	3,837	4,192	4,173	40,450
Second majors	237	314	333	403	453	461	499	643	693	634	706	730	761	6,867
Sum of first and second majors	2,292	2,472	2,696	2,942	3,079	3,360	3,652	4,099	4,054	4,272	4,543	4,922	4,934	47,317
Second majors as a percentage of first	11.5	14.6	14.1	15.9	17.3	15.9	15.8	18.6	20.6	17.4	18.4	17.4	18.2	17.0
<b>French language and literature</b>														
First majors	2,377	2,399	2,301	2,365	2,399	2,418	2,468	2,440	2,453	2,494	2,502	2,365	2,284	31,265
Second majors	869	928	969	1,029	1,108	1,110	1,187	1,155	1,202	1,275	1,304	1,277	1,249	14,662
Sum of first and second majors	3,246	3,327	3,270	3,394	3,507	3,528	3,655	3,595	3,655	3,769	3,806	3,642	3,533	45,927
Second majors as a percentage of first	36.6	38.7	42.1	43.5	46.2	45.9	48.1	47.3	49.0	51.1	52.1	54.0	54.7	46.9
<b>Classics and classical languages, literatures, and linguistics<sup>3</sup></b>														
First majors	918	1,005	1,014	1,097	1,078	1,181	1,303	1,303	1,290	1,328	1,287	1,332	1,333	15,469
Second majors	212	255	242	261	307	343	365	405	351	369	432	383	405	4,330
Sum of first and second majors	1,130	1,260	1,256	1,358	1,385	1,524	1,668	1,708	1,641	1,697	1,719	1,715	1,738	19,799
Second majors as a percentage of first	23.1	25.4	23.9	23.8	28.5	29.0	28.0	31.1	27.2	27.8	33.6	28.8	30.4	28.0
<b>German language and literature<sup>4</sup></b>														
First majors	1,162	1,103	1,134	1,145	1,203	1,220	1,152	1,185	1,159	1,120	1,114	1,088	1,017	14,802
Second majors	461	490	471	489	520	532	569	588	507	534	571	552	510	6,794
Sum of first and second majors	1,623	1,593	1,605	1,634	1,723	1,752	1,721	1,773	1,666	1,654	1,685	1,640	1,527	21,596
Second majors as a percentage of first	39.7	44.4	41.5	42.7	43.2	43.6	49.4	49.6	43.7	47.7	51.3	50.7	50.1	45.9
<b>Comparative literature</b>														
First majors	868	807	773	819	834	802	880	804	821	714	820	759	938	10,639
Second majors	57	63	57	68	67	85	71	84	93	75	85	103	114	1,022
Sum of first and second majors	925	870	830	887	901	887	951	888	914	789	905	862	1,052	11,661
Second majors as a percentage of first	6.6	7.8	7.4	8.3	8.0	10.6	8.1	10.4	11.3	10.5	10.4	13.6	12.2	9.6
<b>Japanese language and literature</b>														
First majors	328	391	434	381	431	487	545	547	571	631	774	668	717	6,905
Second majors	75	89	100	81	113	106	120	124	151	136	169	163	182	1,609
Sum of first and second majors	403	480	534	462	544	593	665	671	722	767	943	831	899	8,514
Second majors as a percentage of first	22.9	22.8	23.0	21.3	26.2	21.8	22.0	22.7	26.4	21.6	21.8	24.4	25.4	23.3
<b>Chinese language and literature</b>														
First majors	183	189	190	186	208	241	261	289	384	456	449	496	510	4,042
Second majors	60	54	64	57	93	89	107	132	130	181	179	204	196	1,546
Sum of first and second majors	243	243	254	243	301	330	368	421	514	637	628	700	706	5,588
Second majors as a percentage of first	32.8	28.6	33.7	30.6	44.7	36.9	41.0	45.7	33.9	39.7	39.9	41.1	38.4	38.2
<b>American Sign Language (ASL)<sup>5</sup></b>														
First majors	110	130	97	175	218	246	251	251	269	309	285	407	454	3,202
Second majors	1	1	4	8	7	5	10	8	12	14	11	11	9	101
Sum of first and second majors	111	131	101	183	225	251	261	259	281	323	296	418	463	3,303
Second majors as a percentage of first	0.9	0.8	4.1	4.6	3.2	2.0	4.0	3.2	4.5	4.5	3.9	2.7	2.0	3.2
<b>Russian language and literature</b>														
First majors	335	277	271	301	298	279	311	294	325	356	340	392	392	4,171
Second majors	106	123	115	95	139	156	160	154	141	164	174	180	172	1,879
Sum of first and second majors	441	400	386	396	437	435	471	448	466	520	514	572	564	6,050
Second majors as a percentage of first	31.6	44.4	42.4	31.6	46.6	55.9	51.4	52.4	43.4	46.1	51.2	45.9	43.9	45.0
<b>East Asian languages, literatures, and linguistics<sup>6</sup></b>														
First majors	92	98	127	146	168	210	217	232	259	328	287	272	281	2,717
Second majors	21	28	26	28	33	49	42	53	58	57	68	75	77	615
Sum of first and second majors	113	126	153	174	201	259	259	285	317	385	355	347	358	3,332
Second majors as a percentage of first	22.8	28.6	20.5	19.2	19.6	23.3	19.4	22.8	22.4	17.4	23.7	27.6	27.4	22.6

(cont. on next page)



Table 3 (cont.)

## First and Second Majors in Commonly Taught Foreign Languages, 2001–13

	2001	2002	2003	2004	2005	2006	2007	2008	2009	2010	2011	2012	2013	2001–13
<b>Romance languages, literatures, and linguistics<sup>7</sup></b>														
First majors	130	101	148	172	162	209	187	258	213	208	220	223	239	2,470
Second majors	107	84	129	126	122	159	133	156	171	163	152	162	197	1,861
Sum of first and second majors	237	185	277	298	284	368	320	414	384	371	372	385	436	4,331
Second majors as a percentage of first	82.3	83.2	87.2	73.3	75.3	76.1	71.1	60.5	80.3	78.4	69.1	72.6	82.4	75.3
<b>Italian language and literature</b>														
First majors	286	263	307	279	277	321	280	359	341	336	313	332	289	3,983
Second majors	82	92	120	121	149	163	144	180	145	165	140	148	175	1,824
Sum of first and second majors	368	355	427	400	426	484	424	539	486	501	453	480	464	5,807
Second majors as a percentage of first	28.7	35.0	39.1	43.4	53.8	50.8	51.4	50.1	42.5	49.1	44.7	44.6	60.6	45.8
<b>Arabic language and literature</b>														
First majors	7	13	13	13	21	26	68	57	85	121	141	143	167	875
Second majors		9	3	13	8	9	14	13	33	32	39	57	55	285
Sum of first and second majors	7	22	16	26	29	35	82	70	118	153	180	200	222	1,160
Second majors as a percentage of first	0.0	69.2	23.1	100.0	38.1	34.6	20.6	22.8	38.8	26.4	27.7	39.9	32.9	32.6
<b>Middle/Near Eastern and Semitic languages, literatures, and linguistics<sup>8</sup></b>														
First majors	29	17	33	33	34	48	57	83	98	93	100	93	92	810
Second majors	4	8	11	10	26	36	29	42	31	33	30	32	49	341
Sum of first and second majors	33	25	44	43	60	84	86	125	129	126	130	125	141	1,151
Second majors as a percentage of first	13.8	47.1	33.3	30.3	76.5	75.0	50.9	50.6	31.6	35.5	30.0	34.4	53.3	42.1
<b>Slavic, Baltic, and Albanian languages, literatures, and linguistics<sup>9</sup></b>														
First majors	52	30	35	49	48	53	61	70	57	68	70	64	73	730
Second majors	6	15	15	19	28	29	26	26	22	27	34	39	41	327
Sum of first and second majors	58	45	50	68	76	82	87	96	79	95	104	103	114	1,057
Second majors as a percentage of first	11.5	50.0	42.9	38.8	58.3	54.7	42.6	37.1	38.6	39.7	48.6	60.9	56.2	44.8
<b>Hebrew language and literature</b>														
First majors	27	17	19	15	24	28	27	25	65	68	66	40	63	484
Second majors	10	9	1	7	14	27	17	23	11	15	9	15	6	164
Sum of first and second majors	37	26	20	22	38	55	44	48	76	83	75	55	69	648
Second majors as a percentage of first	37.0	52.9	5.3	46.7	58.3	96.4	63.0	92.0	16.9	22.1	13.6	37.5	9.5	33.9
<b>Portuguese language and literature</b>														
First majors	25	31	51	33	38	37	28	30	43	43	61	53	55	528
Second majors	7	9	23	11	25	9	8	29	18	29	28	27	29	252
Sum of first and second majors	32	40	74	44	63	46	36	59	61	72	89	80	84	780
Second majors as a percentage of first	28.0	29.0	45.1	33.3	65.8	24.3	28.6	96.7	41.9	67.4	45.9	50.9	52.7	47.7
<b>Korean language and literature</b>														
First majors			5	9	8	17	13	15	24	27	28	38	43	227
Second majors			4			2	3	7	3	8	9	11	9	56
Sum of first and second majors			9	9	8	19	16	22	27	35	37	49	52	283
Second majors as a percentage of first			80.0	0.0	0.0	11.8	23.1	46.7	12.5	29.6	32.1	28.9	20.9	24.7
<b>Ancient Near Eastern and biblical languages, literatures, and linguistics</b>														
First majors	22	23	22	17	28	26	37	34	37	42	48	42	38	416
Second majors		1	5	8	13	11	14	22	11	14	17	7	13	136
Sum of first and second majors	22	24	27	25	41	37	51	56	48	56	65	49	51	552
Second majors as a percentage of first	0.0	4.3	22.7	47.1	46.4	42.3	37.8	64.7	29.7	33.3	35.4	16.7	34.2	32.7

1. Includes the categories Spanish language and literature and Hispanic and Latin American languages, literatures, and linguistics, general.

2. Includes the categories foreign languages and literatures, general; linguistics; language interpretation and translation; applied linguistic, comparative, and related language studies and services, other; and foreign languages, literatures, and linguistics, other.

3. Includes the categories classics and classical languages, literatures, and linguistics; ancient/classical Greek language and literature; Latin language and literature; and classics and classical languages, literatures, and linguistics, other.

4. Includes the categories German language and literature; Germanic languages, literatures, and linguistics; and Germanic languages, literatures, and linguistics, other.

5. Includes the categories ASL; linguistics of ASL and other sign languages; and sign language interpretation and translation, other.

6. Includes the categories East Asian languages, literatures, and linguistics and East Asian languages, literatures, and linguistics, other.

7. Includes the categories Romance languages, literatures, and linguistics and Romanian language and literature.

8. Includes the categories Middle/Near Eastern and Semitic languages, literatures, and linguistics, general, and Middle/Near Eastern and Semitic languages, literatures, and linguistics, other.

9. Includes the categories Slavic, Baltic, and Albanian languages, literatures, and linguistics, general, and Slavic, Baltic, and Albanian languages, literatures, and linguistics, other.

Table 4

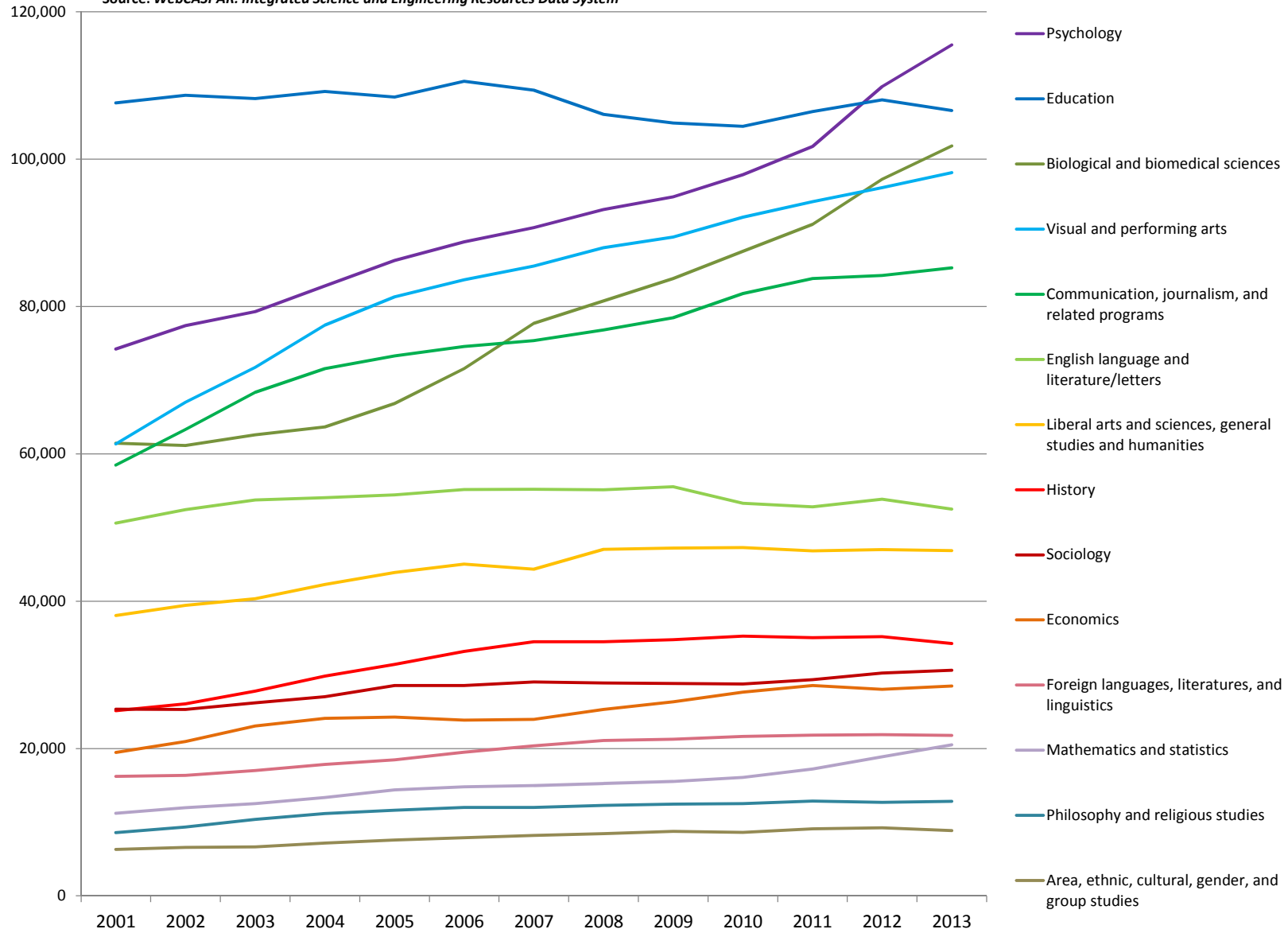
**First and Second Majors in Less Commonly Taught Foreign Languages, 2001–13**

Source: WebCASPAR: Integrated Science and Engineering Resources Data System

	2001	2002	2003	2004	2005	2006	2007	2008	2009	2010	2011	2012	2013	2001–13
<b>Iranian languages, literatures, and linguistics</b>														
First majors							1		1	7	14	10	10	43
Second majors											3	1	2	6
<b>African languages, literatures, and linguistics</b>														
First majors			1		4	2	2	6	3	5	2	5	9	39
Second majors					2			1	2	2	2	3	1	13
<b>Scandinavian languages, literatures, and linguistics</b>														
First majors	22	25	10	6	8	13	10	8	6	10	7	11	8	144
Second majors	9	14	8	5	8	5	5	5	9	2	11	4	2	87
<b>Polish language and literature</b>														
First majors			2	2	1	4	4	2	1	1	4	1	8	30
Second majors					2	2	2	1	3	3	2	5	4	24
<b>Norwegian language and literature</b>														
First majors			1	5	3	3	3	1	6	3	7	2	5	39
Second majors			3	8	5	4	8	1	4	5	6	6	10	60
<b>South Asian languages, literatures, and linguistics, general</b>														
First majors	8	8	5	2	3	3	4	2	3	8	4	4	4	58
Second majors	4	5	5	2	4	2	1	1	7	4	3	2	1	41
<b>Celtic languages, literatures, and linguistics</b>														
First majors			5	3	7	3	2	3	4	9	6		4	46
Second majors			1										1	2
<b>Filipino/Tagalog language and literature</b>														
First majors			2	2			5	3	7	3	11	5	3	41
Second majors														
<b>Modern Greek language and literature</b>														
First majors			1	2	0	2	2	5	5	5	6	5	3	36
Second majors			1	1	2	3	3	3	1	3	11	3	4	35
<b>Turkish language and literature</b>														
First majors									1				2	3
Second majors														
<b>Swedish language and literature</b>														
First majors				4	4	3	2	1	2	4	5	6	2	33
Second majors				1	2	2	2	2	2	1	3	6	2	23
<b>Uralic languages, literatures, and linguistics</b>														
First majors									1	1		2	2	6
Second majors													2	2
<b>Dutch/Flemish language and literature</b>														
First majors							0	1		1	0	1	1	4
Second majors							1				1	2	1	5
<b>Danish language and literature</b>														
First majors			2	2	1	1	1	4	2	1	1	1	1	16
Second majors								1				1		2
<b>American Indian / Native American languages, literatures, and linguistics</b>														
First majors				16							2	1		19
Second majors														
<b>Sanskrit and classical Indian languages, literatures, and linguistics</b>														
First majors			5	1	0	5	0	2	1	0	1			15
Second majors			1		1		3			1				6
<b>Czech language and literature</b>														
First majors			1	1	2	4	2	1		1	2			14
Second majors														

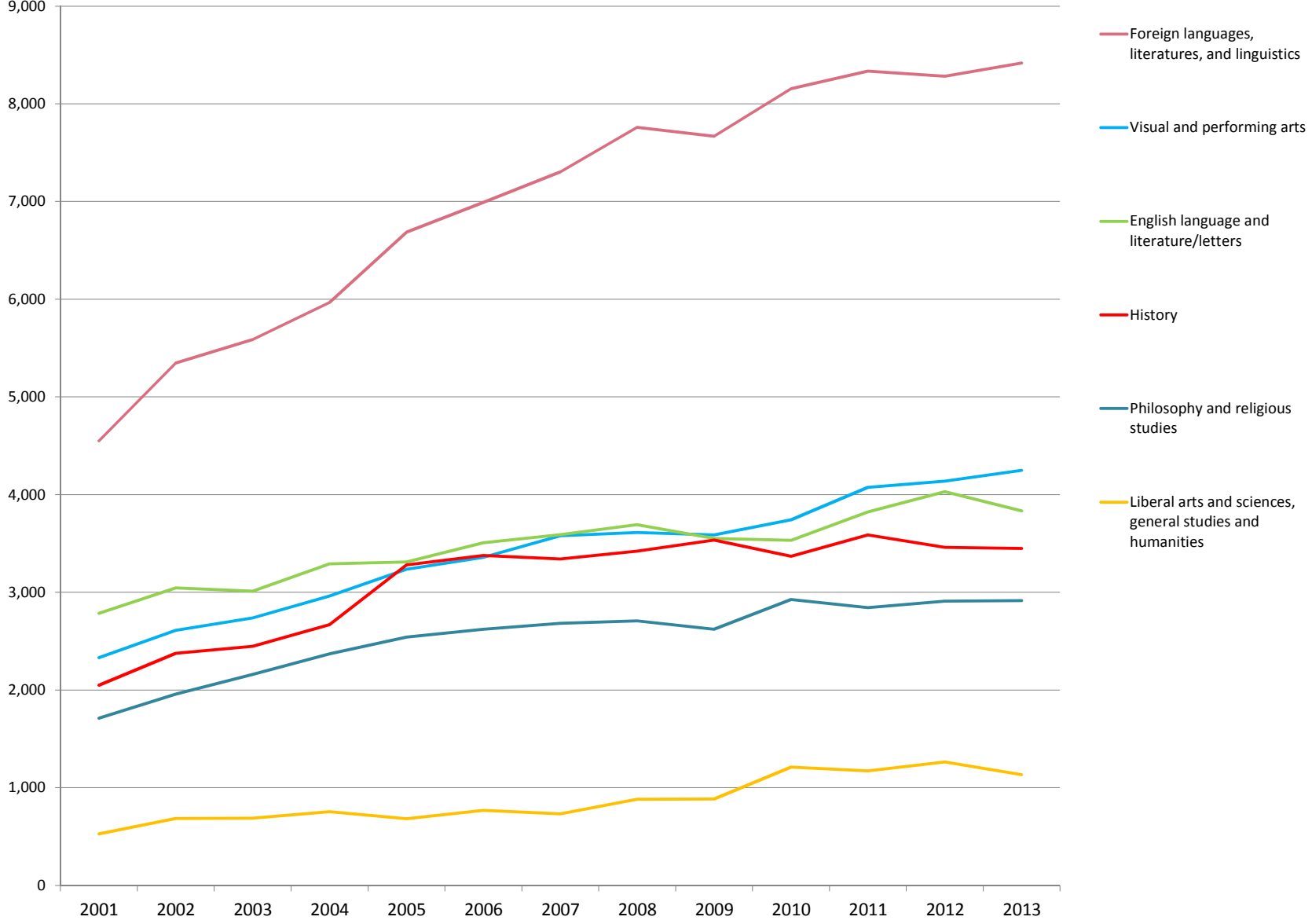
**Fig. 1**  
**First Majors in Selected Disciplines, 2001–13**

Source: WebCASPAR: Integrated Science and Engineering Resources Data System



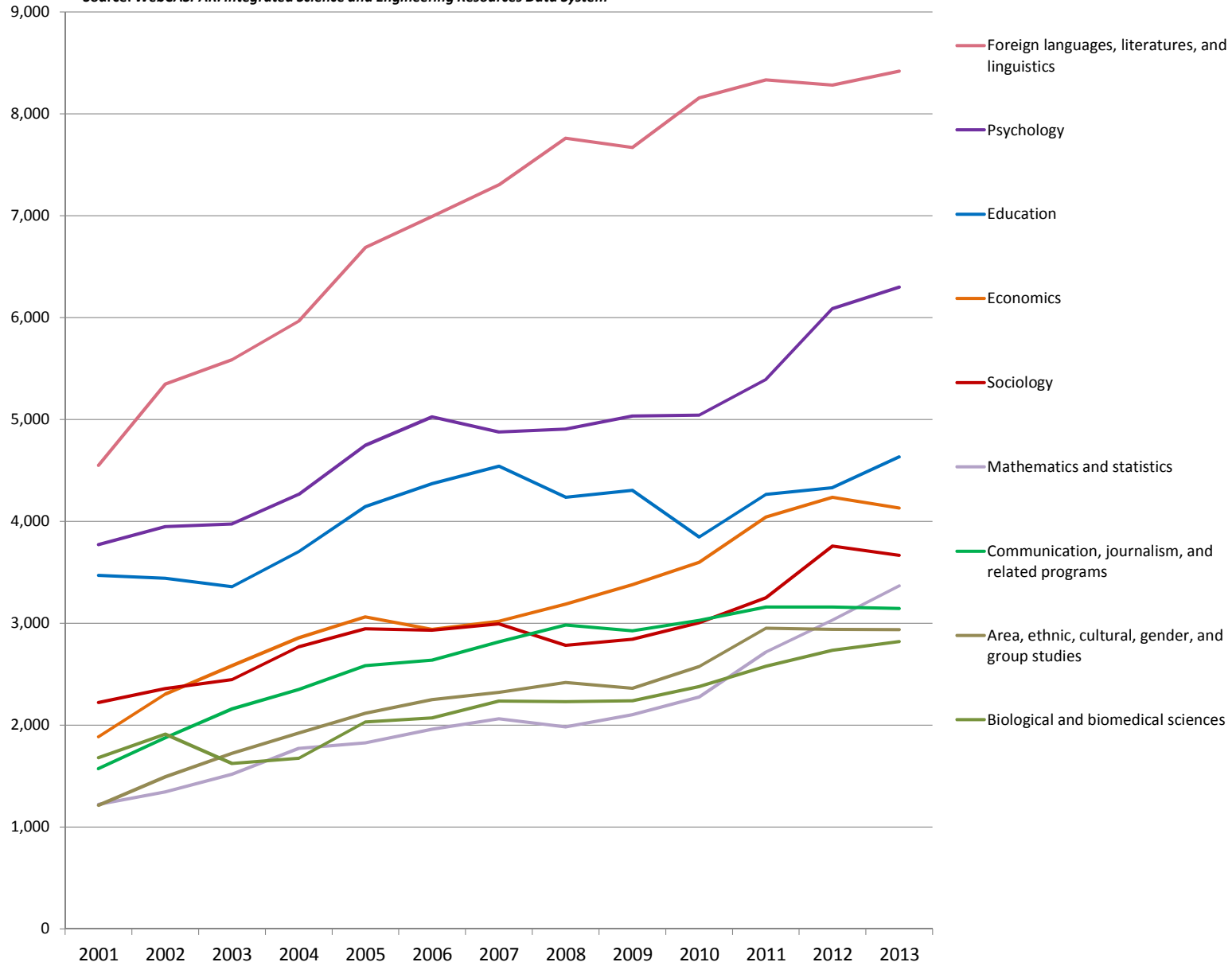
**Fig. 2a**  
**Second Majors in Foreign Languages and in Selected Arts and Humanities Disciplines, 2001–13**

Source: WebCASPAR: Integrated Science and Engineering Resources Data System



**Fig. 2b**  
**Second Majors in Foreign Languages and in Education and Selected Sciences**  
**and Social Sciences, 2001–13**

Source: WebCASPAR: Integrated Science and Engineering Resources Data System



*Data on Second Majors  
in Language and  
Literature, 2001–13*

**Fig. 3**  
**Completed Majors and Completed Minors, 2011–12**

Source: Susan White, Raymond Chu, and Roman Czujko, *The 2012–13 Survey of Humanities Departments at Four-Year Institutions*

