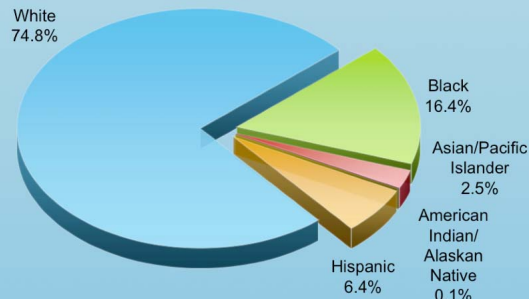


PENNSYLVANIA AT A GLANCE

Student Demographics



Source: National Center for Education Statistics (NCES), Common Core of Data, 2004-05 School Year

PENNSYLVANIA STUDENTS

	Pennsylvania	United States
Total Students	1,830,684	49,676,964
Low-Income Students	31.4%	40.9%
Limited English Proficient	Not Available	8.5%
Students with Disabilities	14.6%	13.6%

Source: National Center For Education Statistics (NCES), Common Core of Data, 2005-06 School Year

PENNSYLVANIA SCHOOLS

	Pennsylvania	United States
Number of Schools	3,250	98,905
Schools Making Adequate Yearly Progress	2,404 (77.5%)	64,546 (70%)
Schools in Need of Improvement	Not Available	10,676
Schools in Restructuring	Not Available	2,302

Source: Consolidated State Performance Report, 2006-07 & NCES CCD, 2005-06

PENNSYLVANIA FACTS AND FIGURES

Total NCLB Funding (2007): \$775,437,800; a 48% increase over 2001 levels

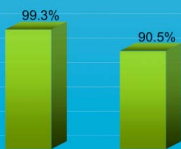
Public AYP Release Date: July 2007

Testing System Status:

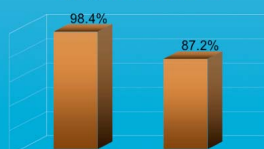
Approved Approval Expected Approval Pending

PENNSYLVANIA TEACHERS

Elementary Classes Taught by Highly Qualified Teachers



Secondary Classes Taught by Highly Qualified Teachers



Source: Consolidated State Performance Reports, 2006-07

For more information visit www.ed.gov



MAPPING PENNSYLVANIA'S EDUCATIONAL PROGRESS 2008

Every day, we learn what works so students can make greater progress. Six years after No Child Left Behind's passage – and midway to the nation's goal of having students on grade level or better in reading and math by 2014 – we have collected more data than ever before about the academic performance of our students and schools. This information enables all of us to chart where we are as individual states and as a nation and to map a course of action for future progress. The foundation of our success will depend on our continued commitment to the following core principles:

- ◆ High Standards
- ◆ Annual Assessments
- ◆ Accountability for Results
- ◆ Highly Qualified Teachers in Every Classroom (HQT)
- ◆ Information and Options for Parents
- ◆ All Children on Grade Level By 2014



PENNSYLVANIA'S RECORD OF ACHIEVEMENT

Reading Achievement for 2006-2007

	Pennsylvania 4 th Graders			Pennsylvania 8 th Graders		
	State Data-% Proficient	NAEP Data-% Basic	NAEP Data-% Proficient	State Data-% Proficient	NAEP Data-% Basic	NAEP Data-% Proficient
All	70%	73%	40%	74%	79%	36%
White	77%	81%	47%	82%	84%	41%
Black	46%	44%	13%	51%	58%	14%
Hispanic	45%	43%	15%	50%	53%	14%
Low Income	52%	53%	19%	56%	63%	20%

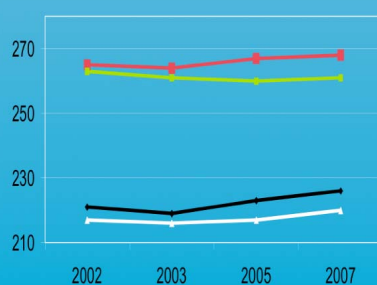
Math Achievement for 2006-2007

	Pennsylvania 4 th Graders			Pennsylvania 8 th Graders		
	State Data-% Proficient	NAEP Data-% Basic	NAEP Data-% Proficient	State Data-% Proficient	NAEP Data-% Basic	NAEP Data-% Proficient
All	77%	85%	47%	67%	77%	38%
White	84%	90%	53%	75%	84%	44%
Black	54%	64%	18%	40%	45%	13%
Hispanic	57%	70%	28%	46%	55%	17%
Low Income	63%	71%	22%	49%	59%	19%

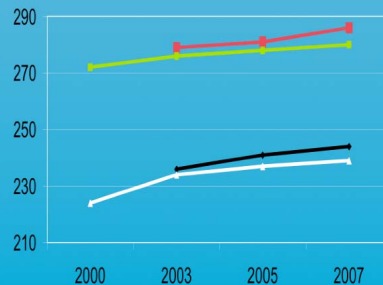
Source: Pennsylvania Testing Data and 2007 National Assessment of Educational Progress (NAEP) Data

ACHIEVEMENT TRENDS

Pennsylvania Reading Achievement



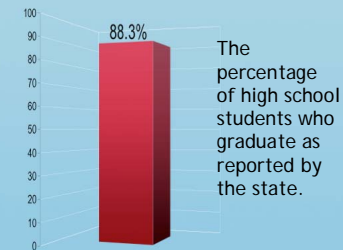
Pennsylvania Math Achievement



Source: National Assessment of Educational Progress (NAEP)

PREPARING PENNSYLVANIA STUDENTS FOR SUCCESS

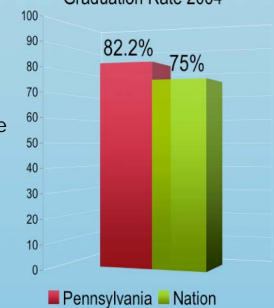
Pennsylvania's High School Graduation Rate 2006



Source: Consolidated State Performance Report, 2006-07

Averaged Freshman Graduation Rate 2004

The Averaged Freshman Graduation Rate (AFGR) is a reliable definition for comparing across the states the percentage of students who graduate on time.



Source: National Center for Education Statistics (NCES)

High School Students Taking Advanced Placement Exams

Source: College Board

	Pennsylvania	Nation
High School Students Taking Advanced Placement Exams	21,891 (17.7%)	698,182 (24.9%)

OPTIONS FOR PARENTS

	# of Eligible Penn. Students	% of Eligible Penn. Students Participating	% of Eligible Students Participating Nationally
Tutoring	89,971	4,121 (4.6%)	529,627 (14.5%)
Choice	162,001	881 (0.5%)	119,988 (2.2%)

Source: Consolidated State Performance Report, 2006-07

FLEXIBILITY OPTIONS FOR STATES-PENNSYLVANIA

Teacher Incentive Fund	School District of Philadelphia, School District of Pittsburgh
Limited English Proficient Partnership	Participating
Flexibility for Students with Disabilities	Participating
Tutoring Pilot	Not Participating
Growth Model	Not Participating
Districts in Need of Improvement Pilot	Not Participating