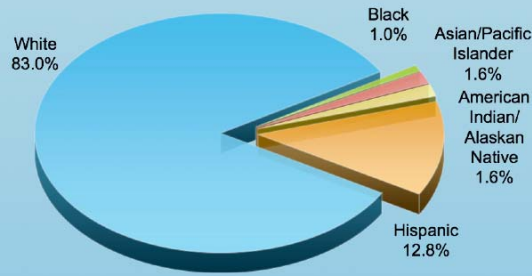


## IDAHO AT A GLANCE

### Student Demographics



Source: National Center for Education Statistics (NCES), Common Core of Data, 2004-05 School Year

## IDAHO STUDENTS

	Idaho	United States
Total Students	261,982	49,676,964
Low-Income Students	37.8%	40.9%
Limited English Proficient	6.9%	8.5%
Students with Disabilities	11.0%	13.6%

Source: National Center For Education Statistics (NCES), Common Core of Data, 2005-06 School Year

## IDAHO SCHOOLS

	Idaho	United States
Number of Schools	717	98,905
Schools Making Adequate Yearly Progress	168 (26.8%)	64,546 (70%)
Schools in Need of Improvement	120	10,676
Schools in Restructuring	13	2,302

Source: Consolidated State Performance Report, 2006-07 & NCES CCD, 2005-06

## IDAHO FACTS AND FIGURES

Total NCLB Funding (2007): \$88,996,001; a 57% increase over 2001 levels

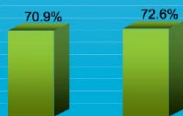
Public AYP Release Date: June 2007

Testing System Status:

Approved     Approval Expected     Approval Pending

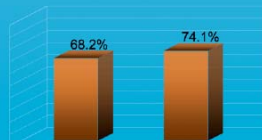
## IDAHO TEACHERS

Elementary Classes Taught by Highly Qualified Teachers



Low Poverty Schools    High Poverty Schools

Secondary Classes Taught by Highly Qualified Teachers



Low Poverty Schools    High Poverty Schools

Source: Consolidated State Performance Reports, 2006-07

# MAPPING IDAHO'S EDUCATIONAL PROGRESS 2008



Every day, we learn what works so students can make greater progress. Six years after No Child Left Behind's passage – and midway to the nation's goal of having students on grade level or better in reading and math by 2014 – we have collected more data than ever before about the academic performance of our students and schools. This information enables all of us to chart where we are as individual states and as a nation and to map a course of action for future progress. The foundation of our success will depend on our continued commitment to the following core principles:

- ◆ High Standards
- ◆ Annual Assessments
- ◆ Accountability for Results
- ◆ Highly Qualified Teachers in Every Classroom (HQT)
- ◆ Information and Options for Parents
- ◆ All Children on Grade Level By 2014



## IDAHO'S RECORD OF ACHIEVEMENT

Reading Achievement for 2006-2007

	Idaho 4 <sup>th</sup> Graders			Idaho 8 <sup>th</sup> Graders		
	State Data-% Proficient	NAEP Data-% Basic	NAEP Data-% Proficient	State Data-% Proficient	NAEP Data-% Basic	NAEP Data-% Proficient
All	81%	70%	35%	86%	78%	32%
White	84%	75%	39%	89%	82%	34%
Black	74%	n.a.	n.a.	80%	n.a.	n.a.
Hispanic	61%	47%	15%	69%	55%	14%
Low Income	72%	58%	23%	78%	69%	22%

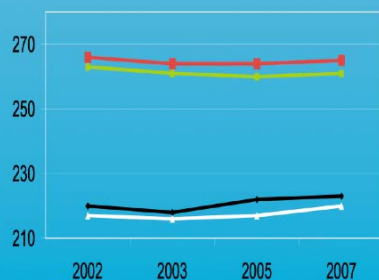
Math Achievement for 2006-2007

	Idaho 4 <sup>th</sup> Graders			Idaho 8 <sup>th</sup> Graders		
	State Data-% Proficient	NAEP Data-% Basic	NAEP Data-% Proficient	State Data-% Proficient	NAEP Data-% Basic	NAEP Data-% Proficient
All	82%	85%	40%	72%	75%	34%
White	85%	89%	45%	76%	79%	38%
Black	73%	n.a.	n.a.	56%	n.a.	n.a.
Hispanic	65%	64%	18%	51%	53%	16%
Low Income	75%	75%	27%	60%	64%	22%

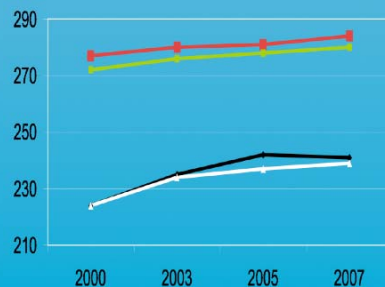
Source: Idaho Testing Data and 2007 National Assessment of Educational Progress (NAEP) Data

## ACHIEVEMENT TRENDS

Idaho Reading Achievement



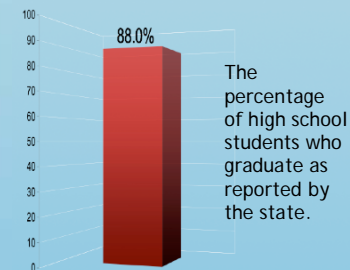
Idaho Math Achievement



Source: National Assessment of Educational Progress (NAEP)

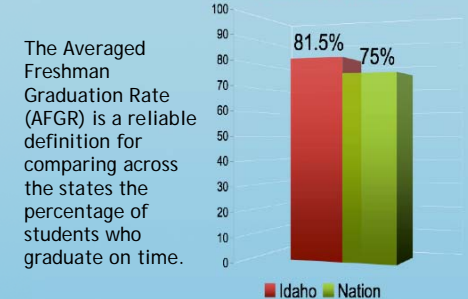
## PREPARING IDAHO STUDENTS FOR SUCCESS

Idaho's High School Graduation Rate 2006



Source: Consolidated State Performance Report, 2006-07

Averaged Freshman Graduation Rate 2004



Source: National Center for Education Statistics (NCES)

High School Students Taking Advanced Placement Exams  
Source: College Board

	Idaho	Nation
High School Students Taking Advanced Placement Exams	2,562 (16.0%)	666,067 (24.2%)

## OPTIONS FOR PARENTS

	# of Eligible Idaho Students	% of Eligible Idaho Students Participating	% of Eligible Students Participating Nationally
Tutoring	10,061	162 (1.6%)	529,627 (14.5%)
Choice	31,277	24 (0.1%)	119,988 (2.2%)

Source: Consolidated State Performance Report, 2006-07

## FLEXIBILITY OPTIONS FOR STATES-IDAHO

Teacher Incentive Fund	Not Participating
Limited English Proficient Partnership	Not Participating
Flexibility for Students with Disabilities	Participating
Tutoring Pilot	Not Participating
Growth Model	Not Participating
Districts in Need of Improvement Pilot	Not Participating