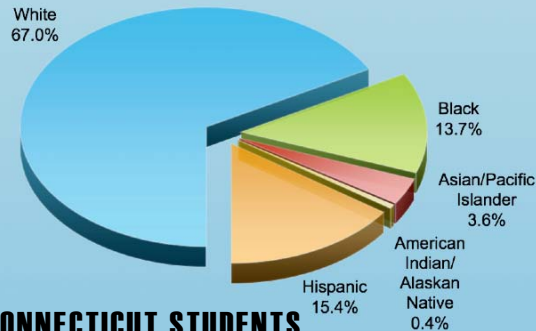


CONNECTICUT AT A GLANCE

Student Demographics



Source: National Center for Education Statistics (NCES), Common Core of Data, 2004-05 School Year

CONNECTICUT STUDENTS

	Connecticut	United States
Total Students	575,059	49,676,964
Low-Income Students	26.5%	40.9%
Limited English Proficient	5.2%	8.5%
Students with Disabilities	11.6%	13.6%

Source: National Center For Education Statistics (NCES), Common Core of Data, 2005-06 School Year

CONNECTICUT SCHOOLS

	Connecticut	United States
Number of Schools	1,111	98,905
Schools Making Adequate Yearly Progress	672 (68.2%)	64,546 (70%)
Schools in Need of Improvement	155	10,676
Schools in Restructuring	60	2,302

Source: Consolidated State Performance Report, 2006-07 & NCES CCD, 2005-06

CONNECTICUT FACTS AND FIGURES

Total NCLB Funding (2007): \$182,065,130; a 34% increase over 2001 levels

Public AYP Release Date: July & August 2007

Testing System Status:

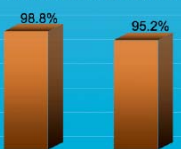
Approved Approval Expected Approval Pending

CONNECTICUT TEACHERS

Elementary Classes Taught by Highly Qualified Teachers



Secondary Classes Taught by Highly Qualified Teachers



Source: Consolidated State Performance Reports, 2006-07

MAPPING CONNECTICUT'S EDUCATIONAL PROGRESS 2008



Every day, we learn what works so students can make greater progress. Six years after No Child Left Behind's passage – and midway to the nation's goal of having students on grade level or better in reading and math by 2014 – we have collected more data than ever before about the academic performance of our students and schools. This information enables all of us to chart where we are as individual states and as a nation and to map a course of action for future progress. The foundation of our success will depend on our continued commitment to the following core principles:

- ◆ High Standards
- ◆ Annual Assessments
- ◆ Accountability for Results
- ◆ Highly Qualified Teachers in Every Classroom (HQT)
- ◆ Information and Options for Parents
- ◆ All Children on Grade Level By 2014



CONNECTICUT'S RECORD OF ACHIEVEMENT

Reading Achievement for 2006-2007

	Connecticut 4 th Graders			Connecticut 8 th Graders		
	State Data-% Proficient	NAEP Data-% Basic	NAEP Data-% Proficient	State Data-% Proficient	NAEP Data-% Basic	NAEP Data-% Proficient
All	69%	73%	41%	75%	77%	37%
White	82%	84%	52%	86%	86%	46%
Black	45%	47%	15%	52%	57%	12%
Hispanic	40%	47%	16%	48%	52%	14%
Low Income	43%	44%	13%	51%	53%	14%

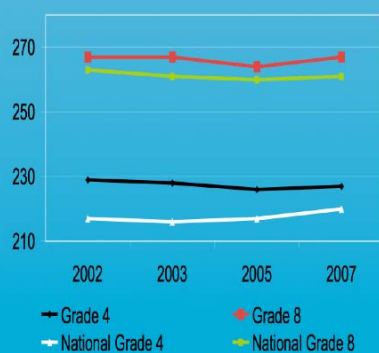
Math Achievement for 2006-2007

	Connecticut 4 th Graders			Connecticut 8 th Graders		
	State Data-% Proficient	NAEP Data-% Basic	NAEP Data-% Proficient	State Data-% Proficient	NAEP Data-% Basic	NAEP Data-% Proficient
All	80%	84%	45%	79%	73%	35%
White	89%	94%	57%	90%	83%	44%
Black	58%	60%	15%	56%	44%	7%
Hispanic	59%	64%	18%	55%	44%	10%
Low Income	60%	64%	16%	57%	47%	10%

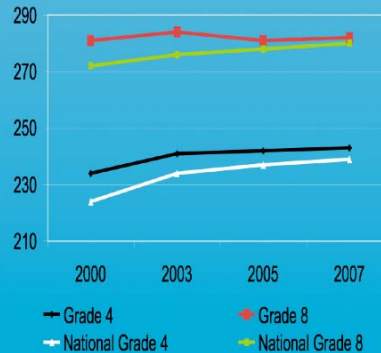
Source: Connecticut Testing Data and 2007 National Assessment of Educational Progress (NAEP) Data

ACHIEVEMENT TRENDS

Connecticut Reading Achievement



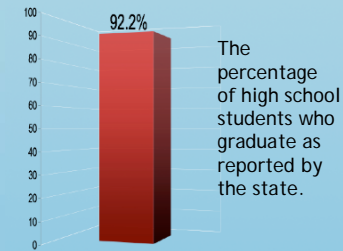
Connecticut Math Achievement



Source: National Assessment of Educational Progress (NAEP)

PREPARING CONNECTICUT STUDENTS FOR SUCCESS

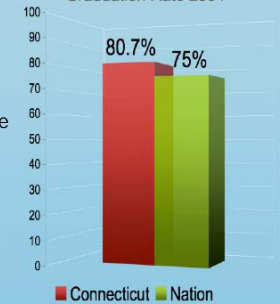
Connecticut's High School Graduation Rate 2006



Source: Consolidated State Performance Report, 2006-07

Averaged Freshman Graduation Rate 2004

The Averaged Freshman Graduation Rate (AFGR) is a reliable definition for comparing across the states the percentage of students who graduate on time.



Source: National Center for Education Statistics (NCES)

High School Students Taking Advanced Placement Exams

Source: College Board

	Connecticut	Nation
High School Students Taking Advanced Placement Exams	9,488 (26.7%)	666,067 (24.2%)

OPTIONS FOR PARENTS

	# of Eligible Conn. Students	% of Eligible Conn. Students Participating	% of Eligible Students Participating Nationally
Tutoring	51,806	3,675 (7.1%)	529,627 (14.5%)
Choice	48,287	333 (0.7%)	119,988 (2.2%)

Source: Consolidated State Performance Report, 2006-07

FLEXIBILITY OPTIONS FOR STATES-CONNECTICUT

Teacher Incentive Fund	Not Participating
Limited English Proficient Partnership	Not Participating
Flexibility for Students with Disabilities	Not Participating
Tutoring Pilot	Not Participating
Growth Model	Not Participating
Districts in Need of Improvement Pilot	Not Participating