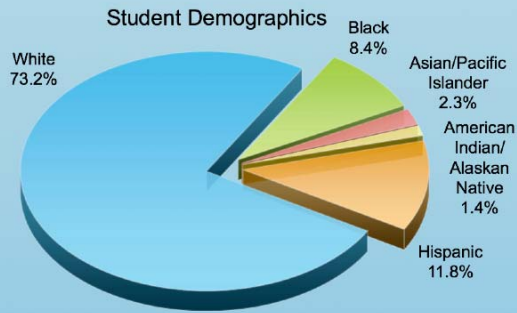


# KANSAS AT A GLANCE



Source: National Center for Education Statistics (NCES), Common Core of Data, 2004-05 School Year

## KANSAS STUDENTS

	Kansas	United States
Total Students	467,285	49,676,964
Low-Income Students	38.7%	40.9%
Limited English Proficient	5.3%	8.5%
Students with Disabilities	14.0%	13.6%

Source: National Center For Education Statistics (NCES), Common Core of Data, 2005-06 School Year

## KANSAS SCHOOLS

	Kansas	United States
Number of Schools	1,407	98,905
Schools Making Adequate Yearly Progress	1,221 (88.0%)	64,546 (70%)
Schools in Need of Improvement	35	10,676
Schools in Restructuring	3	2,302

Source: Consolidated State Performance Report, 2006-07 & NCES CCD, 2005-06

## KANSAS FACTS AND FIGURES

Total NCLB Funding (2007): \$179,710,262; a 45% increase over 2001 levels

Public AYP Release Date: August 2007

Testing System Status:

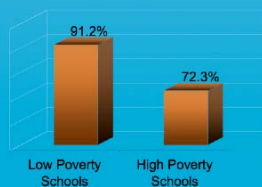
Approved     Approval Expected     Approval Pending

## KANSAS TEACHERS

Elementary Classes Taught by Highly Qualified Teachers



Secondary Classes Taught by Highly Qualified Teachers



Source: Consolidated State Performance Reports, 2006-07

# MAPPING KANSAS' EDUCATIONAL PROGRESS 2008



Every day, we learn what works so students can make greater progress. Six years after No Child Left Behind's passage – and midway to the nation's goal of having students on grade level or better in reading and math by 2014 – we have collected more data than ever before about the academic performance of our students and schools. This information enables all of us to chart where we are as individual states and as a nation and to map a course of action for future progress. The foundation of our success will depend on our continued commitment to the following core principles:

- ◆ High Standards
- ◆ Annual Assessments
- ◆ Accountability for Results
- ◆ Highly Qualified Teachers in Every Classroom (HQT)
- ◆ Information and Options for Parents
- ◆ All Children on Grade Level By 2014



## KANSAS' RECORD OF ACHIEVEMENT

Reading Achievement for 2006-2007

	Kansas 4 <sup>th</sup> Graders			Kansas 8 <sup>th</sup> Graders		
	State Data- % Proficient	NAEP Data- % Basic	NAEP Data- % Proficient	State Data- % Proficient	NAEP Data- % Basic	NAEP Data- % Proficient
All	85%	72%	36%	81%	81%	35%
White	90%	77%	41%	86%	86%	40%
Black	68%	52%	18%	62%	59%	12%
Hispanic	70%	54%	19%	61%	59%	17%
Low Income	76%	57%	21%	68%	66%	20%

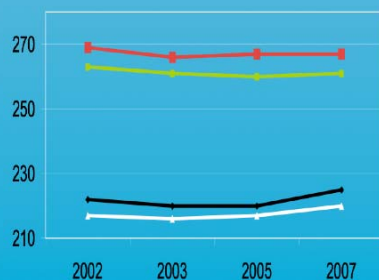
Math Achievement for 2006-2007

	Kansas 4 <sup>th</sup> Graders			Kansas 8 <sup>th</sup> Graders		
	State Data- % Proficient	NAEP Data- % Basic	NAEP Data- % Proficient	State Data- % Proficient	NAEP Data- % Basic	NAEP Data- % Proficient
All	86%	89%	51%	72%	81%	40%
White	90%	93%	58%	78%	87%	46%
Black	70%	71%	21%	51%	57%	16%
Hispanic	76%	78%	29%	54%	58%	16%
Low Income	79%	81%	34%	58%	67%	23%

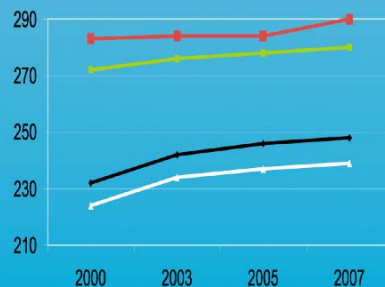
Source: Kansas Testing Data and 2007 National Assessment of Educational Progress (NAEP) Data

## ACHIEVEMENT TRENDS

Kansas Reading Achievement



Kansas Math Achievement

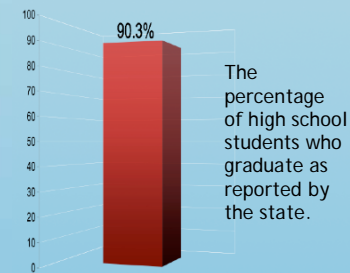


Legend: Grade 4 (black line with square), National Grade 4 (white line with square), Grade 8 (red line with circle), National Grade 8 (yellow line with circle)

Source: National Assessment of Educational Progress (NAEP)

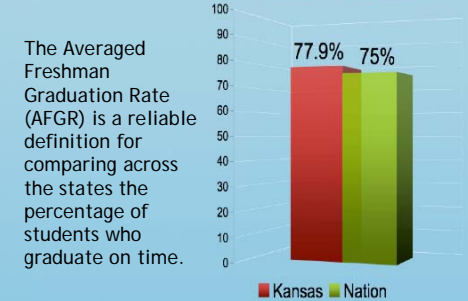
## PREPARING KANSAS STUDENTS FOR SUCCESS

Kansas' High School Graduation Rate 2006



Source: Consolidated State Performance Report, 2006-07

Averaged Freshman Graduation Rate 2004



Source: National Center for Education Statistics (NCES)

High School Students Taking Advanced Placement Exams

Source: College Board

	Kansas	Nation
High School Students Taking Advanced Placement Exams	3,532 (7.0%)	666,067 (24.2%)

## OPTIONS FOR PARENTS

	# of Eligible Kansas Students	% of Eligible Kansas Students Participating	% of Eligible Students Participating Nationally
Tutoring	5,510	1,151 (20.9%)	529,627 (14.5%)
Choice	10,745	623 (5.8%)	119,988 (2.2%)

Source: Consolidated State Performance Report, 2006-07

## FLEXIBILITY OPTIONS FOR STATES-KANSAS

Teacher Incentive Fund	Not Participating
Limited English Proficient Partnership	Participating
Flexibility for Students with Disabilities	Participating
Tutoring Pilot	Not Participating
Growth Model	Not Participating
Districts in Need of Improvement Pilot	Not Participating