

TEACHING USAGE OF EQUIPMENTS IN A REMOTE LABORATORY

N. Ceren ALPARSLAN,
Bilkent University, School of Applied Technology and Management
Computer Technology and Information Systems
East Campus, C Building, C210
06800 Bilkent, Ankara Turkey
Phone: +90 312 290 50 58, +90 312 266 59 07
Fax: +90 312 266 59 08
cserim@bilkent.edu.tr

Nergiz ERCIL CAGILTAY,
Atilim University, Software Engineering Department,
H14, Incek, Ankara, Turkey
nergiz@atilim.edu.tr

Mustafa OZEN
Atilim University, Electrical Engineering Department,
mozen@atilim.edu.tr

Elif URAY AYDIN
Atilim University, Electrical Engineering Department,
eaydin@atilim.edu.tr

ABSTRACT:

Remote laboratories are technologies that aim to increase the effectiveness of educational programs. European Remote Radio Laboratory (ERRL) is an e-learning project for students, teachers and technicians who will use very important devices of a radio frequency laboratory remotely. As a solution we have developed an e-learning system which aims to support the ERRL learners while studying on how to use equipments in the system. The system is developed according to the electronic performance support system (EPSS) approach. An EPSS is a computer-based, well-structured system which improves the performance of individuals. It is an electronic infrastructure that contains, stores and distributes personal (individual) or corporate knowledge to enable people to reach necessary levels of performance in the fastest possible time and with minimum teaching support of other people. This paper discusses how the content for such a system is developed and how this content is interactively used in the EPSS platform. The technical details of the developed EPSS are also discussed in this study. We believe that this paper will help instructional system designers for designing different alternatives to improve learners' performance.

Keywords: Electronic Performance Support System, EPSS, Remote Radio Laboratory, non-linear instruction, e-learning.

INTRODUCTION

European Remote Radio Laboratory (ERRL) is an e-learning project serves for students, technicians and engineers who will use the devices of a distance access Radio Frequency (RF) Laboratory. There are several reasons for establishing such a remote laboratory. First the equipments used in this domain are very expensive and for many institutions it is not possible to establish such laboratories. Maintenance cost of these laboratories is also very expensive. The second reason is that, these laboratories can support very few students for their learning. Increasing the number of students that can get benefits of these environments is always an issue in this field. The third reason is that, while providing distance education programs, it is not easy to get benefits of these laboratories in distance. To address these problems the ERRL project is established. The aim is to provide access to the theoretical and particularly practical training and provide access to high-cost and high-technological equipments in radio communications fields via Internet.

One of the requirements in this project is that: the learners in the system should know about the equipments which they will use for studying experiments. Theoretical and practical background should be provided for the learners to be ready to use these equipments in the practical studies and experiments. However, generally, the backgrounds of the learners in such an environment differ. For some learners only a specific feature of equipment might be important where as for the others whole structure could be new. Accordingly, it is hard to pre-define a learning path and content that fit the requirements of all learners. They need to access this system whenever they need help, as long as they need help and they need to query information as much as they need.

We believe that, these requirements fit the purposes of an EPSS. Generally, the EPSS are developed to improve individual's job performance. In the literature there are not many studies showing the use of EPSS to improve students' performance. In that sense, the requirements of the ERRL project both needs support to individuals (technicians and engineers), while they are performing their daily work, and the students, while they are practicing the theories that they are studying during their classes. This paper discusses what an EPSS is, main goals, characteristics and components of it. This study also reports the requirements for an EPSS in the ERRL project. Structure of the EPSS developed for the ERRL project and the benefits of the system are also discussed.

BACKGROUND INFORMATION

There are many definitions and many views of EPSS. For example according to *McGraw (1993, 1994a, 1995)* an EPSS is an integration of artificial intelligence, hypermedia and learning support (CBT) to produce an integrated system that includes intelligent user interface, embedded training, a hypertext online help system and an intelligent advisor/coaching system. *Barker and Banerji (1995)* view an EPSS as a computer-based interactive guidance and information support facility integrated into the normal working environment of an individual or work group to facilitate and/or improve human performance, problem solving capability within some target application domain. According to *Barker et al. (1998)*, EPSS is a computer based environment which helps to improve the skill and knowledge on a particular work. They agree that, EPSS can be embedded with computer-based learning systems to be able to extend the efficiency and effectiveness of the learners on the skills and knowledge about the objective. From all these explanations the most popular and accepted one is *Gloria Gery's (1991)* explanation. According to her, electronic performance support system is an integrated electronic environment that is available to and easily accessible by each learner and is structured to provide immediate, individualized on-line access to the full range of information, software, guidance, advice and assistance, data, images, tools, and assessment and monitoring systems to permit job performance with minimal support and intervention by others.

MAIN GOALS OF EPSS

Despite the variations in definitions based on different views and perspectives, there are some common views on the major goal of an EPSS. *Gery (1991)* suggested that the goal of an EPSS is to provide necessary support to generate performance and learning at the moment of need. Learners have to reach the information or documentation needed at the moment of need while they are working. So, an EPSS is sometimes required to provide far more than traditional training. It is important to understand that, it is not learning, but performance. It is sometimes desirable to enhance someone's performance without necessarily promoting learning (*Bezanson, 2002*). This means that EPSS is different from the traditional training model. In traditional training model, learners have to leave their work situations, go to get and receive training and return their works. According to *Sleight, 1993*):

- Task structuring support: help with how to do a task (procedures & processes)
- Access to knowledge bases (help learner to find the information needed)
- Alternate forms of knowledge representation (video, audio, text, image, data)

CHARACTERISTICS OF AN EPSS

An electronic performance support system can have some or all the following characteristics:

Computer-based: EPSS is a computer-based system, which is what the "electronic" indicates in its name.

Access during task: EPSS provides information needed to perform a task at the time the task is to be performed (done).

Used on the job: EPSS provides information to learners at their workstations on the job, so that the learners can reach the needed information while doing their works.

Controlled by the learner: The learner decides when and what information is needed. No teachers to teach something, they learn by themselves, non-linearly. Motivation of the task is not done by others, the motivation is provided again by the learners themselves to accomplish their tasks.

Reduce the need for prior training: The easy availability of the information needed reduces the need for prior training. Also, in prior training, learners must learn linearly all the information to pick up the necessary ones. On the other hand, in EPSS just get the related parts.

Easily updated: The computerized nature of EPSS makes updating faster and easier than in other media such as, prints, video, audio..

Fast access to information: The learners must reach the information needed quickly when it is needed on the job.

Irrelevant information is not included: The learners access only the specific, discrete information needed at that instant, instead of going through loads of irrelevant information to find few details needed.

Allow for different levels of knowledge: EPSS must provide minimal information for those who do not want details. The detailed information can also be provided by other links or documentation for those who want.

Allow for different learning styles: EPSS also can provide varied learning styles for more optimal learning. The same information can be presented in visual, textual, and audio formats.

Integrate information, advice and learning experiences: An EPSS can integrate information, advice and learning experiences for the user. For example, the advisory system would ask the learner some questions about what he or she needs to accomplish, then would suggest which procedure to use.

Artificial intelligence: This characteristic is not very rare in EPSS systems right now, but in the future this property will also become widely used in the system.

All of these characteristics are not required to be included in one EPSS. However, some of them are key characteristics of an EPSS such as; computer-based system, access the information during task is performing, used on the job, is controlled by the learner and reduced the need for prior training. In our point of view, these five characteristics are necessarily needed in order to call the system as an EPSS.

COMPONENTS OF AN EPSS

An EPSS normally has at least the following six components (*Raybould, 1990a, b; Gery, 1991; Levin, 1994*):

An advisory system: a system that must provide support for problem solving, troubleshooting, as well as decision support, analysis and decision-making.

A data/information base: a system that provides support for accessing and searching the information needed to perform a job.

A learning/training support facility: a system that provides support for self directed learning (non-linear) experiences that are task-related and flexible.

On-line help/reference: a system that provides on-line explanations, demonstrations, advice, references and alternatives for using the software.

Productivity software: a system to provide documentation processors, flowchart drawing tools, graphing tools, so forth.

An end-user interface: a system that provides the user to navigate easily on the system, to access easily the information that is searching, to advice quickly and easily.

These components are the basis of an EPSS. However, there are some different perspectives again. According to *Gloria Gery (1991)*, there can be some additional components such as assessment system, monitoring and feedback system. On the other hand, some of the researchers are eliminated some of these characteristics. For example, according to *Raybould (1990)*, EPSS has four components such as, advisory system, information base, learning experiences or support and productivity software. Accordingly, there is no consensus in the literature about the components of an EPSS.

ERRL PROJECT

Before discussing the requirements for an EPSS in the ERL project, we would like to briefly discuss the general structure of the ERL project. Figure 1 shows the main architecture of the project.

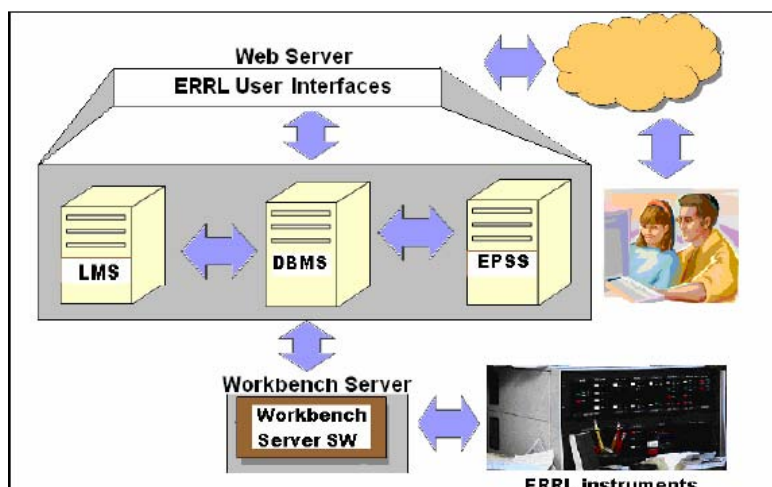


Figure 1: Architecture of ERL Project

In this architecture learners; students, technicians and the engineers will use the system via web server and workbench server. ERRL user interface have three different services as shown in the Figure 1. First one is the Learning Management System (*LMS*), is a software package that enables the management and delivery of online content to learners. Most LMSs are web-based to facilitate "anytime, anyplace, any pace" access to learning content and administration. Second one is Database Management System (*DBMS*), to hold and manage all the necessary data according to the devices and the learners. And the last one is the Electronic Performance Support System (*EPSS*), which stores and distributes personal (individual) or corporate knowledge to enable people to reach necessary levels of performance in the fastest possible time and with minimum teaching support of other people.

After all these steps the learners will be able to connect to the needed equipment via the workbench server real time, can perform some experiments according to their needs and get some outputs of their experiments to see the results. Learners are not obligated to learn any equipment's properties in detailed. They can only look for the necessary information, needed at the time of work or during the experiment process. These specifications lead us to develop an electronic performance support system.

REQUIREMENTS FOR AN EPSS IN THE ERRL PROJECT

To better understand the requirements of the ERRL-EPSS we have conducted a requirements analyses study on the possible users of the system. For this we have developed a questionnaire and implemented a group of people who are from our target population (the engineers, students and technicians) and who are voluntarily accepted to be involved in this study. The results are summarized in Table 1.

Table 1. Participants

Participant	# Part.	%
Engineer	39	23
Technician	15	9
Student	116	68
Total	170	

145 (85 %) participants are male, and 25 (15 %) of them are female. We have asked the participants, when they are learning a new subject which of the following methods do they prefer. Their responses are shown in Table 2. Most of the participants (53%) prefer to study with someone who knows the subject well. However, still some participants prefer to study their own (27%) or within a group (20%). These results show that participants usually need some guidance while studying a new subject.

Table 2. Preferred way of Studying (in groups or individually)

	# of Part.	%
Studying with someone who knows the subject well	90	53
Studying on their own	46	27
Studying within a group	34	20

Under this dimension, we also asked their preferred way of studying a new subject in the sense of linear or non-linear way of studying. Table 3 summarized results of the participants' responses on this question. 61% of the participants prefer studying a concept by starting from the beginning and go through the chapters one by one in the given order (linear way of studying). On the other hand 17% prefers reading the chapter(s) that they are interested in and never read rest of the content and 16% prefer to search on a keyword and than study on that specific topic only or reading the chapter(s) that they are interested in and never read rest of the content (non-linear way of studying). Only 10% have chosen to study on the examples and exercises and never read the rest of the chapters. Accordingly, 33% preferred non-linear instructions.

Table 3. Preferred way of Studying (in linear or non-linear order)

	# of Part.	%
Starting a concept from the beginning and go through the chapters one by one in the given order	103	61
Reading the chapter(s) that they are interested in and never read rest of the content	29	17
Search on a keyword and than study on that specific topic only	27	16
Trying to understand the end of the chapter examples and never read the rest	10	6

We have asked the participants to order their preferred way of studying a new concept by using a web site. We have multiplied the total number of first place choices by 3 and total number of second place choices by 2 in order to calculate the total scores. The calculated total scores are reported in Table 4. As seen from Table 4,

participants mostly prefer to go through the chapters in a given order (linear order) while studying subjects on the web.

Table 4. Preferred way of Studying on the web (in linear or non-linear order)

	Score
Go through the chapters in a given order one by one	349
Reach the information by means of keywords and read only the chapters you need	246
By means of questions and answers between the system and you	191

Table 5 shows the participants' preferences while performing experiments on computer. The score is calculated the same way as in Table 4. Participants mostly prefer interactive content. Figures on the subjects and story-based instructions follow it.

Table 5. Participants' Preferences while performing an Experiment on Computer

Preferred way of Instructions	Score
Interactive	1081
Figures on the subjects	622
Story based	611
Animations on the subject	543
Batch jobs	524
Games related with the subject	484
Several problems and exercises	464
Text-based instructions	417
Sound-based instructions	332

Main purpose of the ERRL project is to serve several people (students of the universities, engineers and the technicians) all over the world. Accordingly, the background levels of these learners are not the same. This requires a system that provides information for expectations of different learner groups. For example, some learners might be well informed about the equipment but just need to know the meaning of a button or such a specific information. On the other hand, others can start learning the equipment for the first time and need any detailed information of the equipment. Accordingly, the system then should provide different levels of information and let its users easily go directly to the requested part. Some learners will use the equipments while they are doing their daily work in their environment, while other will use the system while doing some experiments on their classes or for their courses. So, the system should be accessible any time while the learners are performing their tasks.

Learners are not necessarily had to follow each instruction in the system provided for different equipments. They shall be able to just reach the necessary information which is needed at the moment of the work. So the system must be self-directed and support also non-linear instructions. Another example is that, if an engineer tries to get some little information about the equipment, and if s/he has to go trough the whole the irrelevant content, it might also be annoying. The system must provide the needed information at the moment of need. On the other hand, the system should also support linear instructions and guidance as well. Because from the requirements analyses we understand that the learners prefer both forms.

The system will be used from different countries. So, it is not clear who will use the system and when use it. All the learners can connect to the system whenever they want to. Accordingly, the information-base of the system must also be reachable at the time of need. Another issue is that, technology is growing every day. The radio laboratory equipment can also be adapted to the technological changes. The system then can easily be updated according to the technological changes.

In the light of all these necessities, we have decided to develop an Electronic Performance Support System to be able to meet all these requirements. We believe that an EPSS can meet all these requirements.

INTEGRATED COMPONENTS OF EPSS IN THE ERRL

Based on the requirements analysis, our main aim for developing the EPSS for the ERRL project are to provide alternative forms of knowledge representation, interactive materials, figures and animations, guidance in the system, supporting both linear and non-linear instructions. We believe that, EPSS is also a powerful tool for improving learning performance of students. During the learning process, students can get help from the EPSS for quickly answering their questions as well as providing the information that they need (no more or no less).

Accordingly, our ERRL-EPSS includes the following components as shown in Figure 2. The advisory system builds on a question and answer system between the user and the computer.

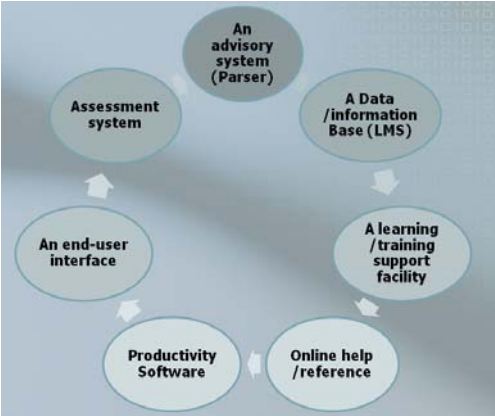


Figure 2: Components of EPSS

By means of a parser, the system gets some questions of learners about the studied equipment. The EPSS parses them and returns some advices in different formats. The advices generally cover the content that is related to the learner’s question and previously defined in the EPSS information base.

EPSS information base is formed by means of a database which will support whole system (LMS Database) and the special database of the EPSS to hold some necessary information about the content provided through the EPSS. This structure builds the *data/information base* of the EPSS. The system will have *learning/training support facility* because it is not a linear system; it is a self-directed one. Also, our system includes an *online help/reference* that supports the users on how to use the software easily. It has also an *end-user interface* to be able to make easy to use of the software. The system is a *productivity system* because the learners will be able to get some outputs of the pilot experiments on the equipments’ screens.

In addition to these six components, our system will also have an *assessment system* that provides education of individual knowledge or skill and level of expertise either prior to performing a job or in assessing learner competency as shown in Figure 2. The assessment part of the EPSS is developed on top of LMS assessment module.

EPSS STRUCTURE OF THE ERRL PROJECT

EPSS structure of the ERRL project is developed on the pilot part of the project which is designed for Vector Network Analyzer (VNA) equipment of the laboratory. The EPSS can be reached from anywhere in the ERRL project. When the user needs something to learn about the VNA for example then clicks a link to be able to pass the EPSS part of the VNA. Figure 3 is showing the VNA help system. The real picture of the equipments is used in the user interface panel and screen. The right side is blank at the beginning. If the learner needs to learn something about the buttons then it is enough to click on the buttons to see the explanations of that button (*See Figure 3, right part*).



Figure 3: EPSS for ERRL (VNA Equipment)

If the user needs some specific information about the VNA, then s/he can write the keyword or the question to the text field of “Search for:” part of the system. When the “Submit” button is clicked the results of the search will be shown in the right part of the system again. These results will be as links in the form of text documents, videos, audios or the other forms that are available in the Learning Management Systems’ (LMS) database. The system will also support the linear instructions and show the same content in a linear manner for the learners who prefer linear instructions. The content includes mostly interactive materials and animations to fit the requirements of the learners.

A basic experiment is also designed to practice how the equipment can be used within an experiment. This experiment is designed as a virtual one as simulating the real data that is previously taken from the equipment and stored in the database. The system supported by two databases. One is to manage the whole information about the equipments, which holds the documentations (specific DBMS of EPSS) and the other types of information and sends them when it is necessary (DBMS of LMS). Figure 4 shows the database structure of the EPSS.

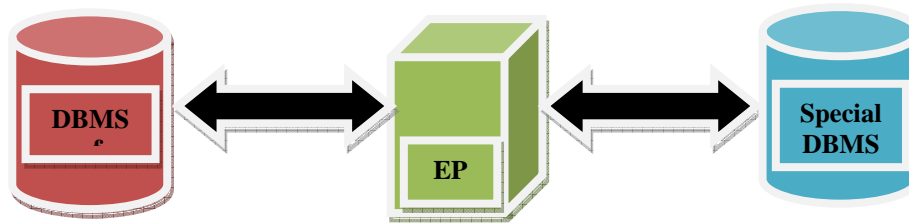


Figure 4: Database Management System Structure of EPSS

LMS Database Management System (DBMS) is integrated to the EPSS system. However, the special database is structured for the EPSS. It is to hold the necessary information on equipments of the laboratory. For the development of the EPSS, we used PHP and JavaScripts.

CONCLUSION AND DISCUSSIONS

In the technologically developing world, learning strategies are also changed rapidly. Nowadays, individuals also prefer to learn things by them-selves and in a non-linear manner. In this project, learning environments are supported by electronic performance support systems (EPSS). This study reports the main structure and components of the EPSS developed for the ERRL project. We believe that EPSS is a powerful tool which can be developed to support students’ learning. We believe that in educational environments there are several places that an EPSS approach would fit perfectly. This will provide an alternative option for the learners to study on their own, on their preferred way of learning as well as request the amount of information that they need. Reach content in the EPSS also an opportunity for the learners to choose the best instruction from set of instructions in the same concept.

The EPSS of the ERRL project supports both the students and the people working in this field (the technicians and the engineers). Currently, the development process of the EPSS for different equipments in the laboratory is continuing. After the final development, the benefits of the EPSS approach for different group of users of the system (students, engineers and technicians) will be analyzed.

REFERENCES:

- Singhal, M., Prasanna T.S. (2002). Electronic Performance Support Systems (EPSS): an Effective System for Improving the Performance of Libraries. In Proceedings 4th National MANLIBNET Convention, pp. 204-212, Faridabad (India).
- Chang, C.C. (2004). The Relationship between the Performance and the Perceived Benefits of using an Electronic Performance Support System, *Innovations in Education and Teaching International*, 41(3).
- Sleight, D. A., (1993). Types of Electronic Performance Support System (EPSS): Their characteristics and Range of Designs, *Educational Physiology*, Michigan State University.
- Stevens, G. E., and Steven, E., (1995). *Designing Electronic Performance Support Tools – Improving Workplace Performance with Hypertext, Hypermedia and Multimedia*, Educational Technology Publications, Englewood Cliffs, N.J., USA.
- Banerji, A.K., (1995). *Designing Electronic Performance Support Systems*, PhD Thesis, University of Teesside, Middlesbrough, U.K.
- Barker, P.G., (1995). Electronic Performance Support Systems (EPSS), *Special Edition of Innovations in Education and Training International*, 32 (1), 1-73.

- Raybould, B. (1996). Performance-Centered Design, Training and Development, Mar 96, Vol. 50, Issue 3, p72, 1p.
- Bayram, S., (2004). Provisioning Theoretical Framework of Electronic Performance Support Systems (EPSS) within the Software Application Examples, Turkish Online Journal of Distance Education – TOJDE, Vol.5, No. 2.
- Stanley, E.M, (1998). Electronic Performance Support Systems (EPSS) Tomorrow, “Where EPSS will go from here”, Training, March 1998, pp. 64-69.
- Gery, G.J., (1995). Electronic Performance Support Systems (EPSS), How and Why to Remake the Workplace through the Strategic Application of Technology, Gery Performance Press, First Edition, Fourth Printing, 302 pages.
- Schaik, P., Perason, R., Barker, P. Designing Electronic Performance Support Systems (EPSS) to Facilitate Learning, Innovations in Education and Teaching International, ISSN 1470-3297.
- McGraw, K.L., (1994). Electronic Performance Support Systems (EPSS): Integrating AI, Hypermedia and CBT to Enhance the User Performance, Journal of Artificial Intelligence in Education, Vol.5, No.1, p. 3-26.