

## DOCUMENT RESUME

ED 461 376

IR 021 112

TITLE Exemplary and Promising Educational Technology Programs, 2000.

INSTITUTION Office of Educational Research and Improvement (ED), Washington, DC. Office of Reform Assistance and Dissemination.

REPORT NO ORAD-2002-1005

PUB DATE 2002-02-00

NOTE 62p.; Produced by the U.S. Department of Education, Educational Technology Expert Panel.

AVAILABLE FROM ED Pubs, P.O. Box 1398, Jessup, MD 20794-1398. Tel: 877-433-7827 (Toll Free). For full text: <http://www.ed.gov>.

PUB TYPE Reference Materials - Directories/Catalogs (132) -- Reports - Descriptive (141)

EDRS PRICE MF01/PC03 Plus Postage.

DESCRIPTORS \*Computer Uses in Education; Educational Change; \*Educational Technology; Elementary Secondary Education; Evaluation Criteria; Evaluation Methods; Program Evaluation

IDENTIFIERS Exemplary Schools; Experts; \*Technology Utilization

## ABSTRACT

This publication is the result of 20 months of work by the members of the U.S. Department of Education's Educational Technology Expert Panel. From September 1998 to April 2000, the Panel met a total of five times to discuss its mandate (i.e., to evaluate educational programs and recommend to the Secretary of Education those programs that should be designated as exemplary or promising), create review criteria, establish a review process, and review programs. The report includes a look at the Panel process and the criteria by which submissions were judged. The following programs were recommended by the Panel and designated exemplary or promising by the Secretary of Education in 2000: (1) Maryland Virtual High School CoreModels Project; (2) Middle-school Mathematics through Applications Program (MMAP); (3) Modeling Instruction in High School Physics; (4) One Sky, Many Voices, a middle-school science program using real-time weather data; and (5) the WEB Project, a collaborative program to employ new technology to effect systemic reform in school systems throughout Vermont. Based on additional insights and knowledge gained from this undertaking, the report concludes with a section on further reflections by the Panel. (MES)

ED 461 376



U.S. DEPARTMENT OF EDUCATION

EDUCATIONAL TECHNOLOGY EXPERT PANEL

*Exemplary & Promising*

# EDUCATIONAL TECHNOLOGY

PROGRAM  
2000

IR021112


U.S. DEPARTMENT OF EDUCATION  
Office of Educational Research and Improvement  
EDUCATIONAL RESOURCES INFORMATION  
CENTER (ERIC)

This document has been reproduced as received from the person or organization originating it.

Minor changes have been made to improve reproduction quality.

ERIC view or opinions stated in this do not necessarily represent ERI position or policy.  
Full Text Provided by ERIC





EXEMPLARY AND PROMISING

EDUCATIONAL  
TECHNOLOGY PROGRAMS

2000

**U.S. Department of Education**  
**Educational Technology Expert Panel**

**U.S. Department of Education**

Rod Paige  
Secretary

**Office of Educational Research and Improvement**

Grover J. Whitehurst  
Assistant Secretary

**Office of Reform Assistance and Dissemination**

Peirce Hammond  
Director

February 2002

This publication is in the public domain. Authorization to reproduce it in whole or in part for educational purposes is granted. The full text of this publication is available at the Department's home page at <http://www.ed.gov>

**For online ordering via the Internet:**

[www.ed.gov/pubs/edpubs.html](http://www.ed.gov/pubs/edpubs.html)

**For ordering information on this report, (publication number ORAD 2002-1005), write:**

U.S. Department of Education  
Ed Pubs  
P.O. Box 1398  
Jessup, MD 20794-1398

or call toll free 1-877-4ED-Pubs

U.S. DEPARTMENT OF EDUCATION  
EDUCATIONAL TECHNOLOGY EXPERT PANELISTS

*Elsie Brumback*  
Educational Technology Consultant  
(Retired State Technology Coordinator)  
North Carolina

*Milton Chen*  
The George Lucas Educational Foundation  
California

*Jere Confrey*  
The University of Texas at Austin  
Texas

*Betty Cronin*  
Covington High School  
Louisiana

*Christopher Dede*  
Harvard University  
Massachusetts

*Allen Glenn*  
University of Washington  
Washington

*Louis Gomez*  
Northwestern University  
Illinois

*Margaret Honey*  
Center for Children and Technology  
New York

*Caroline McCullen*  
SAS inSchool  
North Carolina

*Peter Mich*  
The Joyce Foundation  
Illinois

*Jacqueline Miller*  
Independent Consultant  
(Retired Principal, Southeastern High School of  
Technology)  
Michigan

*Lawrence Mixon, Sr.*  
Columbus Public Schools  
Ohio

*David Moursund*  
International Society for Technology in Education  
Oregon

*James Parry*  
Technology and Innovations in Education  
South Dakota

*Nora Sabelli*  
National Science Foundation  
Virginia

*Steven Sanchez*  
New Mexico State Department of Education  
New Mexico

*Karen Sheingold*  
Independent Consultant  
(Former Director, Center for Performance  
Assessment, Educational Testing Service)  
New Jersey

*Robin Willner*  
IBM Corporation  
New York

U.S. DEPARTMENT OF EDUCATION  
EDUCATIONAL TECHNOLOGY EXPERT PANEL

EXEMPLARY AND PROMISING  
EDUCATIONAL TECHNOLOGY PROGRAMS  
2000

**Panel Co-Chairs**

Elsie Brumback  
Milton Chen

**Workgroup Chairs**

Christopher Dede,  
Chair of the Criteria Workgroup

Louis Gomez,  
Chair of the Vision, Overall Philosophy and Use of the Panel's Work Workgroup

Margaret Honey,  
Chair of the Dissemination Workgroup

David Moursund and Steven Sanchez,  
Co-Chairs of the Review Process and Reviewers' Training Workgroup

Karen Sheingold,  
Chair of the Rubrics Workgroup

**Federal Panel Coordinators**

Cheryl P. Garnette,  
Co-Coordinator of the Educational Technology Expert Panel and Director of the Learning Technologies  
Division, Office of Reform Assistance and Dissemination, Office of Educational Research and Improvement,  
U.S. Department of Education, Washington, DC

Diane T. Aleem,  
Co-Coordinator of the Educational Technology Expert Panel, Learning Technologies Division,  
Office of Reform Assistance and Dissemination, Office of Educational Research and Improvement,  
U.S. Department of Education, Washington, DC

# TABLE OF CONTENTS

<b>PREFACE .....</b>	<b>vi</b>
<b>REPORT ON THE EDUCATIONAL TECHNOLOGY EXPERT PANEL.....</b>	<b>1</b>
<b>EVALUATION CRITERIA .....</b>	<b>7</b>
<b>EXEMPLARY PROGRAMS</b>	
Challenge 2000 Multimedia Project .....	11
Generation www.Y.....	15
<b>PROMISING PROGRAMS</b>	
Maryland Virtual High School CoreModels Project .....	19
Middle-school Mathematics through Applications Program (MMAP).....	23
Modeling Instruction in High School Physics .....	27
One Sky, Many Voices.....	31
The WEB Project.....	35
<b>FURTHER REFLECTIONS BY THE PANEL.....</b>	<b>39</b>



# PREFACE

This publication is the result of 20 months of work by the members of the Educational Technology Expert Panel. From September 1998 to April 2000, the Panel met a total of five times to discuss its mandate, create review criteria, establish a review process, and review programs. This report includes a look at the Panel process, the criteria by which submissions were judged, and the descriptions of programs recommended by the Panel and designated exemplary or promising by the Secretary of Education in 2000. Based on additional insights and knowledge gained from this major undertaking, the report concludes with a section on further reflections by the Panel.

# REPORT ON THE EDUCATIONAL TECHNOLOGY EXPERT PANEL

**Educational technology:** A variety of electronic tools, media, and environments that can be used to enhance learning, foster creativity, stimulate communication, encourage collaboration, and engage in the continuous development and application of knowledge and skills.

## INTRODUCTION

Educational technology has now evolved to a point where its power to transform schools is evident. This report, focused on the potential of technology to affect preK–12 student learning outcomes, is expected to advance the dynamic field of educational technology by helping

- practitioners make better informed curriculum and budget decisions;
- researchers design studies, assessments, and evaluations that are immediately relevant and meaningful to practitioners; and
- policymakers shape and support initiatives that are well thought out and that include evaluation as an essential element.

By 2001, public schools had invested almost \$5.5 billion dollars in technology (Market Data Retrieval's 2000-2001 *Public School Technology Survey*), and 98 percent of public schools had access to the *Internet* (*Internet Access in U.S. Public Schools and Classrooms: 1994-2000, NCES*). Currently, the critical questions about educational technology for practitioners, researchers, policymakers as well as parents are: How can digital technology best be put to use in the service of precollege education? How can this technology be used to accelerate conventional learning as well as transform what students are learning and understanding? How can technology contribute to the acquisition of information as well as to the ability to assess reliability of findings and to synthesize incomplete but relevant data across several disciplines? How can technology enable students to demonstrate high standards of performance as well as to become contributing citizens of our increasingly global society and economy?

The field of technology is in a state of constant change. Development has been uneven. Leaders in the field see pockets of excellence but also areas of genuine need (such as more universal individual classroom access to the Internet and home computers for more students), particularly on the part of underserved populations.

Many in the education community are aware of the need for more guidance and discourse on how to maximize any investment in technology. Many educators want to know how technology will make a difference to their students in the classroom. Trained to evaluate curricula and develop methods for teaching traditional disciplines, many educators feel unprepared to evaluate or use technology, yet they have an obligation to explain their technology expenditures to the tax-paying public by demonstrating how technology improves educational outcomes. The use of technology cuts across all academic areas, and it is changing rapidly, gaining greater capabilities seemingly every day. Most institutions—from businesses supported by resource-rich technology departments dedicated to mastering these powerful, expensive, and evolving electronic tools, to schools and school districts—are hard-pressed to keep current. Few general, informative, and stable guide-

lines exist anywhere. Thus, concrete examples of successful technology use and thoughtful criteria can be an important source of practical expertise and information for others.

In the field of education, the basic issues are: What is the appropriate role of the new technologies in education? How can the evolution of technology be directed efficiently and effectively toward improving student learning for all? How can what is known be shared and developed further? The work of the Educational Technology Expert Panel is a beginning attempt to address some of these questions. Much more work remains to be done.

## THE EXPERT PANEL

In 1994, Congress directed the Office of Educational Research and Improvement (OERI) to establish “panels of appropriate qualified experts and practitioners” to evaluate educational programs and recommend to the Secretary of Education those programs that should be designated as exemplary or promising. The purpose of these panels is to provide teachers, administrators, policymakers, and parents with reliable information about the quality and effectiveness of programs and materials so that they can make better-informed decisions in their efforts to improve the quality of student learning. Other expert panels have been convened for Mathematics and Science Education; Gender Equity; and Safe, Disciplined, and Drug-Free Schools.

In 1998, OERI convened an Expert Panel on Educational Technology. The experts—drawn from universities, school-district administrations, preK–12 classrooms, research institutions, industry, government, philanthropic organizations—encompassed a wide variety of backgrounds in using technology for education.

After several months of in-depth discussions, and after an interactive process that solicited and used feedback from the field, the Expert Panel released its application and criteria for program submissions. The application and criteria are the result of a rare coming together of disparate, occasionally adversarial, points of view. Teachers insisted on the need for usable ideas from academe and practical support with technology in the classroom. Researchers insisted on the need for sound data, not anecdotes or hunches. Everyone agreed on the need for clarity—on the part of the Panel and on the part of programs for the purpose of dissemination.

The Educational Technology Expert Panel recognized the importance of precise definitions of terms and objectives very early in the process. The Panel began by defining information technology as a tool with multiple potential applications for education, and agreed that learning to use this tool is necessary but is only one component of sound educational practice. In the past, technology discussions tended to focus on the infrastructure and hardware, such as how to wire schools or whether to put the computers in the classroom or a separate laboratory. Today the field has matured sufficiently to focus on how to use the technology to improve teaching and learning. In fact, the objective of using educational technology should be to create an instructional environment that fosters significant learning for preK–12 students. Technology affords new ways of teaching established disciplines that are likely to be more effective for more students; equally important, technology can inspire teachers and students alike to move beyond conventional content and deepen the process of learning in various disciplines. Technology can be used to advance administrative and business functions in a school or district (e.g., to improve purchasing power, record-keeping, data-driven decision-making, communications with parents or between principal and faculty), which are important precursors to advancing

student achievement. The Panel, however, decided that programs designated by the Department of Education should focus primarily on student learning.

The Panel viewed significant learning as being multifaceted and active. It is a combination of skills, knowledge, and the ability to apply and communicate understanding as well as to learn further.

What examples of technology programs working toward this kind of learning would be most useful as models to the field? The Expert Panel observed that with any endeavor involving technology, what is innovative today will be standard practice tomorrow. If the Panel had been assembled 2 years previous, the picture would have been very different. Then, the Internet was still a promising but exotic novelty; a technology plan meant dealing with equipment and was rarely linked to a plan for education.

One lasting indicator of technological innovation, however, might be student learning that cannot be achieved without technology. Today, for example, schools are using the Internet to connect disparate communities that otherwise would have no opportunity to meet or interact. Another powerful use of technology is modeling, an aid to experimentation that seeks to understand the physical world.

The Expert Panel further recognized that an exhaustive review of the many programs currently active would be impossible. Compared to math and science, disciplines in which the content is fairly stable but approaches change over time—particularly in the early grades—educational technology is a fast-changing, dynamic tool that responds to emerging innovations and allows for many different approaches to many disciplines, often several at the same time. As the capacity of technology grows, so does the power of new programs. Thus, the Panel concluded that the most lasting, far-reaching guidance to the field would come from establishing useful, thoughtful criteria and dissemination strategies rather than from any particular programs it designated.

The Expert Panel developed the six evaluation criteria and program indicators based on the four categories of criteria—(1) quality of program, (2) educational significance, (3) evidence of effectiveness, and (4) usefulness to others—established by federal regulations for all panels. The Panel's six evaluation criteria were carefully field-tested and resulted in the final review criteria presented on pages 7-10.

*The Panel determined that an exemplary program*

- addresses significant educational issues and identifies goals and a design supported by research;
- improves preK–12 learning;
- contributes to educational excellence for all;
- promotes organizational change;
- makes possible educational gains that cannot be achieved without the use of technology; and
- serves as a model for other educational institutions because it is sustainable, adaptable, and scalable.

The Panel also determined that a promising program also possesses these qualities, but may not yet have rigorous and sufficient evidence for the program's achievements.

The Expert Panel was not seeking programs that teach basic technology skills (how to use e-mail or the Internet) or that automate current classroom activities (“drill and practice”). Nor was the Panel interested in exciting programs developed by teachers in single classrooms because historically, successful scale-up of approaches idiosyncratic to an individual instructor have proved frustratingly elusive. Rather, the Panel focused on significant learning for preK–12 students and sought innovative, thoughtful programs that reflect systemic improvement within and across disciplinary boundaries with various student populations.

From the Panel’s research review and familiarity with educational outcomes in the classroom, it was well aware that schools are complex organizations. Among the essential concomitants of increased student learning are organizational change (e.g., scheduling of common planning time, new job titles such as technology coordinator, and prompt on-site technical support) and structural alignment (e.g., coordinating teacher professional development, curricula for inquiry-based learning, and assessment and curriculum standards) as well as an active commitment to equity. A truly powerful program benefits from contributions from different points of view and is successful with many kinds of learners, not just a narrow segment of students.

In addition, the Panel had observed that the most effective programs are the most coherent; that is, they have a clear, purposeful linkage between actions and outcomes. The Panel attributed coherence to a clear articulation of the program’s objectives and conditions for success, combined with a constant, critical monitoring of evidence that supports or contravenes the program’s assumptions. The Panel further noted that useful evidence might consist of simple pre- and posttests, or the tracking of changes in student behavior (e.g., attendance and graduation rates) and is not limited to formal quantitative studies.

The Panel believes that successful outcomes are the cumulative result of effort in multiple areas and has structured its criteria to reflect that belief.

The Panel’s definition of *program* goes well beyond that of a textbook or curriculum for a single discipline:

*Program:* The implementation of a set of interrelated strategies and activities directed toward increased learning. A program includes assessment that demonstrates its impact on participants and on a wider organizational structure (i.e., a school or cluster of schools, a district, community organization, partnership, or other distributed system). Eligible programs depend on technology to achieve their goals.

The Educational Technology Expert Panel believes that no one electronic device can fulfill its definition of *program* without a sustaining and complex structure of support. A program cannot be dissected and only certain components extracted and used—a program functions as an integral, interlocking whole.

## THE DESIGNATED PROGRAMS

The selection of exemplary and promising programs reflects the potential of educational technology for significant learning. Equally important, the programs serve to affirm and encourage the continued efforts of many others across the country who share a commitment to maximizing educational technology for the benefit of improved learning.

Given that new projects are constantly being developed and that the Panel was dependent on the set of self-selected applications received, there is no assurance that the list of selected programs is fully representative of the variety of programs being implemented across the country. Rather, the list is illustrative; the programs exemplify excellence regarding certain features the Panel considered critical, including their effectiveness in exploiting the unique capabilities of technology and their contribution to professional development, equity, and assessment. The designated programs stand as models of the kind of thinking that leads to increased and sustained student learning.

The process of identifying excellence is ongoing. The exemplary programs and many of the promising programs can serve as models to all schools. The learning goals, methods, and design have universal application. Virtually any school with leadership and imagination can adapt these programs to their own populations, strengths, and weaknesses. The winners will be the students, teachers, administrators, and the community.

## HOW TO USE THE CRITERIA

The Panel's criteria reflect how experts in the field are currently thinking about technology and learning. The criteria can be used as guidelines when creating and improving programs that use educational technology. They provide a rigorous, analytical model for districts and schools undergoing planning and development. They are useful for policymakers deciding on how to benefit fully from connecting their buildings to the Internet, what objectives they want to achieve and with whom, what sorts of technology programs they want to create or adapt, what sorts of implementation issues must be considered, and what sort of assessment will be effective and persuasive.

The criteria can also be used to explain to school boards, parents, and others why educators should bring technology into schools. They can also be used as an assessment guide to help schools scrutinize their current use of technology: How is technology currently being used for student learning? Is equity addressed consciously and sufficiently? Are systemic supports in place, and are more supports needed?

The criteria reflect the experience of experts in the field, and, as such, can stimulate creativity and help avoid pitfalls.

## THE REVIEW PROCESS

The submission process was open, widely publicized, and designed to encourage applications from a variety of organizations. One hundred thirty-four programs were submitted for review. The review encompassed three stages. First, every submission was examined by a team drawn from 30 reviewers, each of whom had expertise in technology in addition to a content specialty such as math or an area of expertise such as school reform, research, or evaluation. This was the Quality Review Panel (QRP). Reviewer training included a series of online discussions with Expert Panel members over a period of 3 weeks, and then an onsite orientation conducted by a team of 4 Panel members. These QRP teams determined eligibility and verified that the application was complete; scored the quality of the submission in accord with the Panel's published criteria; and determined whether the submission merited being forwarded to the next group of experts—the Impact

Review Panel (IRP). In the second stage, the IRP, consisting of national experts in evaluation design and analysis, assessed the persuasiveness of the evaluation data and the claims made by the program. Third, members from the Expert Panel reviewed all of the programs, along with the ratings and comments of the QRP and IRP review teams, to determine which programs to recommend to the Secretary of Education as exemplary or promising.

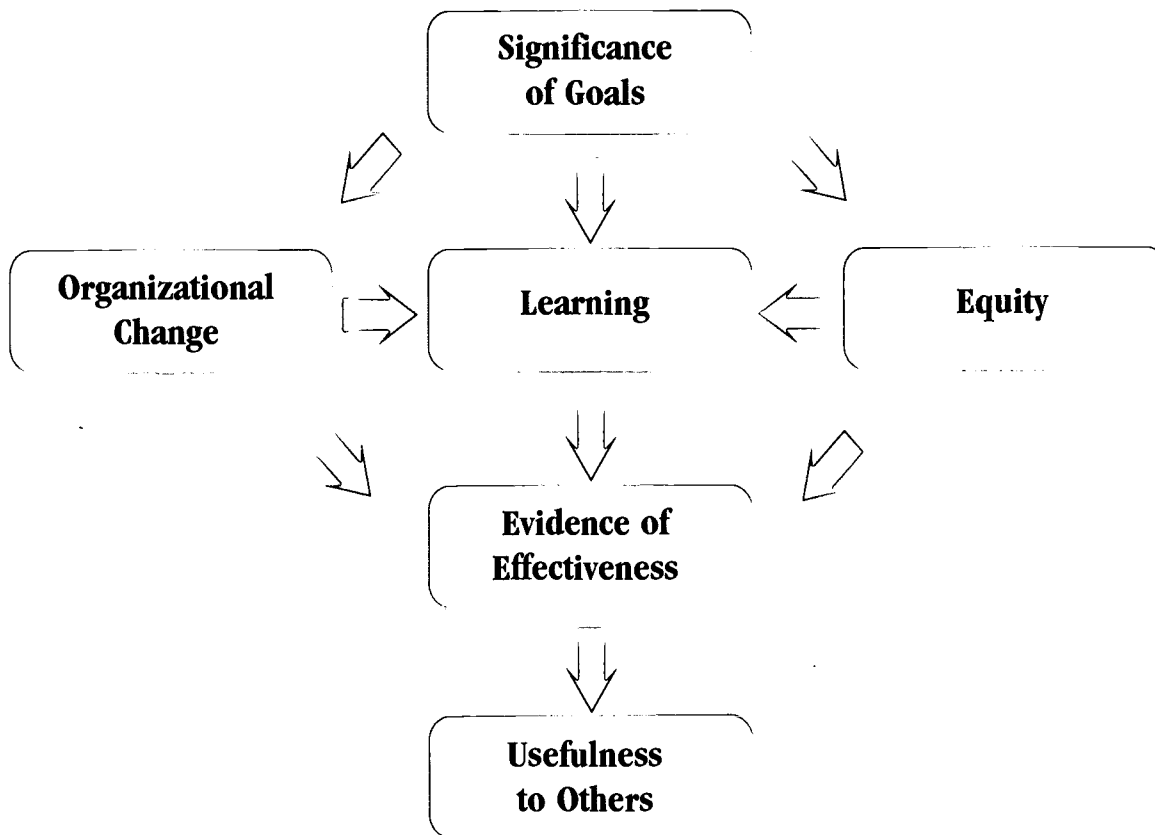
The criteria used to judge the programs and the program descriptions for the two exemplary and five promising programs designated by the Secretary of Education follow. The descriptions are based on information provided by the developers. Contact information for each program is included.

## NEXT STEPS

The main goal of the Educational Technology Expert Panel was to develop and promulgate a shared vision, a common framework, and specific definitions and criteria to raise the level of conversation and agreement within the field about educational technology in order to improve teaching and learning. Educational technology is still viewed by some as a matter of installing hardware and software, with insufficient attention being devoted to quality teacher training and evaluation. We hope that the Panel's work will help policymakers, school administrators, educators, and parents gain a more comprehensive view of the integral role that technology can play in curriculum development, organizational change, and school reform.

# EVALUATION CRITERIA

The diagram below presents the interrelatedness of the six criteria upon which programs were reviewed. Recognized programs have significant educational goals that result in complex learning supported by technology. These programs also promote organizational change as well as greater equity and educational excellence for all students. The programs demonstrate persuasively their effectiveness regarding these outcomes and are useful and adaptable in other school settings.





## A. QUALITY OF PROGRAM

**Criterion 1.** *The program addresses an important educational issue or issues and articulates its goals and design clearly.*

- The educational goals are significant.
- The program design is thoughtful and supported by research.
- The program description is clear and complete.

*Include the following items:*

- a. Need or problem the program addresses and how it relates to teaching and learning in preK–12 schools.
- b. Program goals.
- c. Technology used and how it helps to achieve the program's goals.
- d. Subject population(s): ethnic, racial, socioeconomic, and gender percentages.  
The size of any special populations served (e.g., ESL, AP biology students, students with disabilities).
- e. Content and learning goals.
- f. Program design (structure and components).
- g. Professional development provided as part of the program.
- h. Overall size and maintenance costs (funding and staff requirements, number of people in target population).
- i. Key learning activities for participants.
- j. Assessment(s) used to determine the program's efficacy and achievements.
- k. Keys to the program's success.
- l. A specific, concrete example that best captures the changes achieved by this program.

## B. EDUCATIONAL SIGNIFICANCE

The Expert Panel considers the following three areas—*learning, equity, and organizational change*—essential to fulfilling the promise of educational technology. A sound program must address all three, and all three must be shown to have impact on or linkage to preK–12 student learning.

**Criterion 2.** *The program develops complex learning and thinking skills for its target audience.*

*If the target audience is other than preK–12 students, the applicant should articulate the program's goals and their connection to student learning.*

*If the target audience is preK–12 students, the indicators might include one or more of the following objectives:*

- The program increases students' in-depth understanding and competence in at least one content discipline.
- The program develops the habits of lifelong learning (e.g., the ability to collaborate, direct one's own learning, solve problems, communicate ideas clearly, and think flexibly and critically).
- The program helps students become proficient and critical consumers and producers of educational technology.
- The program includes preparation for entering a technology-infused workplace.

**Criterion 3. *The program contributes to educational excellence for all.***

- The program conveys high expectations for all learners.
- The program responds to the diverse needs of varied populations of learners.
- The program includes active outreach and partnerships to encourage broad participation.
- The program increases the participation or achievement of underserved learners so that the gap between this group and other categories of students diminishes.

**Criterion 4. *The program promotes coherent organizational change.***

- The program reflects a vision of educational reform consistent with disciplinary content standards, recommendations from national commissions, findings from educational research, and documented best practices.
- Policies, funding, and practice are aligned to support sustainable change.
- Through partnerships and professional development, the program builds human capacity to accomplish its goals (e.g., allocates time for teachers' and administrators' collaboration and planning).
- The program increases the educational involvement of parents, professional groups, and communities.

## C. EVIDENCE OF EFFECTIVENESS

**Criterion 5. *The program has rigorous, measurable evidence for its achievements for at least one criterion among Criteria 2, 3, and 4 (learning, equity, and organizational change).***

Valid evidence will meet generally accepted standards in the field and may include

- one or more comparison groups;

- a formal evaluation;
- a quantified demonstration of positive change among participants as a result of the program (e.g., increased parental involvement in school governance; diminished gaps in achievement between groups; increased enrollment in rigorous mathematics courses or graduation rates among subject populations; changes in the base funding and requirements for professional development); and
- an in-depth, qualitative analysis of change among participants as a result of the program (e.g., case studies, ethnographies, and principled analyses of observations and interviews).

## D. USEFULNESS TO OTHERS

**Criterion 6.    *The program is adaptable for use in multiple contexts.***

- The program's technology requirements are easily available to potential users.
- The program is cost-effective relative to its benefits.
- After its initial implementation, the program is sustainable with existing resources (i.e., does not require extraordinary/unreasonable time, effort, or funding), and scalable (i.e., can naturally expand its scope to several teachers, multiple grade levels/subjects/sites, different disciplines).
- The program is adaptable to a range of educational settings with learners similar to the intended population.
- The program provides clear and detailed guidelines about the conditions required for its successful implementation.

*Note: The term "learners" can refer to preK–12 students, educators, or parents.*



EXEMPLARY PROGRAM

*Challenge 2000*  
*Multimedia Project*

# CHALLENGE 2000 MULTIMEDIA PROJECT

## PROGRAM DESCRIPTION

The Challenge 2000 Multimedia Project, created in 1995 and designed for students in grades K-12, establishes a learning community in which students use appropriate technology and acquire skills needed for the high-tech workplace—content knowledge, problem-solving acumen, communication and collaboration skills, as well as self-assessment. On-site mentor-teachers support the design of classroom experiences in which students analyze and propose solutions for real-world problems by planning and producing interdisciplinary, multimedia projects. Students then present the final projects to the community at a multimedia fair.

Support for teachers involves four components: (a) teaching and professional development intended to transform practice by helping teachers become effective designers and implementers of student-centered, technology-supported, project-based learning using multimedia; (b) computers in the classrooms (rather than a separate computer lab) for all teachers and students; (c) classroom connections to the “information superhighway”; and (d) effective, engaging software and online learning resources as an integral part of school curriculum.

Student multimedia projects might be a hypermedia stack, computer presentation, Web site, or video. Classes have studied such topics as the rain forest, water pollution, designing a research facility and living quarters for scientists in Antarctica, the physics of amusement park rides, and colonizing Mars.

## QUALITY AND EDUCATIONAL SIGNIFICANCE

### LEARNING

Students develop in-depth understanding and competence in at least one content discipline. They also develop habits of lifelong learning (e.g., ability to collaborate, direct one's own learning, solve problems, communicate clearly, and think flexibly and critically).

For example, at one school, 12th-grade physics students are paired and work to develop videos combining footage of amusement park rides and their associated forces and acceleration changes. The goal is to teach middle school and 9th-grade students the physics of the rides. The teacher observes that preparing a presentation for a younger audience really pushes the students to a

## PROGRAM COSTS

For cost information, please contact program designee.

deeper level of understanding than would "spouting back calculus formulas." Videos are judged on correct science content, the suitability of the material for the intended audience, and the effective use of multimedia to explore the planned content (incorporation of video, pictures, and data).

The school holds an annual "Physics Day" when students collect data and images with video and digital cameras at the local amusement park. Students plan accordingly, working out what data they want to collect, how they will collect it, and how to share equipment. Sometimes they also share materials and calculations. To capture force in two of the three possible planes, each student pair is given two accelerometers and a graphing calculator with special software, which they program to collect the data they want before going on the rides.

Back in the classroom, students upload their data and print out a graph of the data points. They can thus see patterns of acceleration associated with, for example, the spin of a car. One group of students chose to explain how roller coaster loops keep people in their seats, showing how the tear-shaped loops at the park worked and what would happen if the loops were circular. They calculated that the force of a circular loop would make people six times heavier at the bottom than the force of a tear-shaped loop, so that circular loops were impractical.

At the end of the spring semester, the videos are presented in a film festival and viewed on a full screen with high-quality amplification, accompanied by much celebration and cheering.

## EXCELLENCE FOR ALL

Teachers report that where the implementation of project-based learning using multimedia has been greatest, there have been significant increases in teacher expectations of student work. Further, they report that low-achieving students benefit most from the project-based multimedia approach, followed by academically gifted and talented students. Other groups who particularly benefit are students with ADHD, English-language learners, and special education students. When adding teams of schools, the project has sought to increase participation by adding teachers from schools with the greatest number of disadvantaged students.

## ORGANIZATIONAL CHANGE

Challenge 2000 advances organizational change by providing effective models of change and supporting the teacher learning community as they implement project-based learning in their classrooms. It promotes the sharing of expertise by establishing partnerships focused around the imple-

## USEFULNESS TO OTHERS

From 1995 to 1999, Challenge 2000 increased its teacher cohort from 40 to 116. The project's technology requirements are affordable and realistic for most schools; the software is not proprietary and can vary according to the resources of the school. Costs per unit are high during start-up but decrease as the program expands to a greater number of students and teachers. Participants include a wide range of ethnic, racial, and socioeconomic groups.

## FOR FURTHER INFORMATION, CONTACT:

**Michael Simkins**  
**Challenge 2000 Multimedia Project**

PO Box 6361  
Los Osos, California 93412

Telephone: 831-477-5501

E-mail: [msimkins@smcoe.k12.ca.us](mailto:msimkins@smcoe.k12.ca.us)

Home Page: <http://pblmm.k12.ca.us>

mentation of student-centered projects in classrooms. The partnerships are composed of a more experienced mentor teacher, who has previously implemented multimedia projects, and one to three teachers new to the project-based multimedia approach. Based on their ideas for projects, the partnerships have developed proposals to secure hardware, software, and network tools needed to implement their projects. During implementation, teachers often discuss their projects within their school and have the opportunity to meet with teachers from other schools who have formed their own partnerships at program-wide meetings throughout the year. Their work culminates each year in a presentation of their students' work at a Multimedia Fair, to which parents and community members are invited to witness the accomplishments of the teachers and their students.

## EVIDENCE OF EFFECTIVENESS

Teacher reports of classroom practice and observations conducted in Multimedia Project classrooms and comparison classrooms show the impact of the program on teaching. Most teachers report implementing multiple projects with their students, and the more experience teachers have with Challenge 2000, the more likely they are to engage students in sustained inquiry—asking questions, investigating them, and making predictions about phenomena. Students in these classrooms were more likely than those in comparison classrooms to be engaged in long-term projects and to work collaboratively with their peers. They were also more likely to be engaged in cognitive activities of design—interpreting and analyzing information, deciding on the structure of a presentation, revising a presentation, and thinking about how their audience learns.

In addition, the project conducted a performance assessment designed to measure students' skill in constructing a presentation aimed at a particular audience, using content provided to them. Students from Multimedia Project classrooms outperformed comparison classrooms in all three areas scored by researchers and teachers who analyzed the student products: content, attention to audience, and design.



EXEMPLARY PROGRAM

# *Generation www.Y*



# GENERATION WWW.Y

## PROGRAM DESCRIPTION

Generation www.Y (GenY), started in 1996, focuses on today's new generation of youth as partners, and often leaders, in bringing technology into the classroom. Instead of teaching technology skills to teachers, GenY trains students to partner with teachers to improve teaching and learning. Along with educators, students become agents of change, not mere recipients of change. The class has been implemented in grades 4–12, with the majority of participating students in grades 6–8.


The core of the program is the GenY course, taught by a coordinating teacher and offered as an 18-week class in secondary schools or a 30-week class in elementary schools. GenY students are trained in computing and telecommunications skills for the purpose of helping rebuild the curricular units in their school so that teachers, administrators, and all students can make better use of modern technology. GenY students also receive training and coaching on communication and collaboration with teachers, project planning and management, standards-based curriculum development, and effective presentation of information to learners. Coordinating teachers participate in a one-day training workshop.

One coordinating teacher and one class of students per semester are the kernel of the program in each school. Each GenY student in these classes forms a partnership with a teacher, known as the partner-teacher, and together the team designs and completes curriculum-building projects. Many teachers schoolwide participate as partners. The partner-teacher chooses a lesson plan or curriculum unit to upgrade or build from scratch, then teacher and student plan a project that enriches the unit or lesson plan, taking advantage of the available technology. The student focuses on the technical aspects of the project, meeting regularly with the partner-teacher to ensure that the project fits with the teacher's curriculum plan and classroom needs. The partner-teacher uses this technology-enhanced lesson in classroom teaching, often continuing afterwards to develop or extend the project with continued technical assistance from GenY-trained students. The students provide Internet expertise (e.g., search out Web sites for information and help with electronic presentation of materials), while the teachers model skills such as communicating effectively, mentoring, solving problems, and project management.

The GenY course is supported by an extensive curriculum guide, student workbook, CD-ROM, and videotape, all developed during the first 2 years of the program. Participants also have access to an online database of previous project descriptions, a planning database with facilities for aligning projects with state standards, and an online system staffed by content-area experts who provide feedback to students on their developing projects.

## PROGRAM COSTS

For cost information, please contact program designee.



# QUALITY AND EDUCATIONAL SIGNIFICANCE

## LEARNING

GenY students receive training in network and Internet use, in a variety of computing skills, as well as in communication, collaboration, teamwork, project planning, project management, and project presentation. The training is designed to help students support teachers in rebuilding their lesson plans and curricular materials to enhance learning by using technology.

The GenY experience involves a wide range of technical, academic, cognitive, and social skills. Students are expected to become proficient and critical consumers and producers of educational technology as well as to use these skills to help teachers use and produce educational technology. This requires understanding, then communicating and collaborating effectively with someone who may have a different point of view. When building collaborative projects, students must understand the needs of the partner-teacher, frame problems productively, seek out appropriate tools and information, then plan and manage their time and work in order to accomplish a discrete project within a specified timeline. Delivery of the projects entails good communication and presentation skills, using a style appropriate to the audience and the pedagogical purpose. The projects are typically unique and require students to think flexibly and creatively, direct their own learning, get help when needed, be responsive to feedback from the partner-teacher, and take responsibility for an academic and technical product. One student, for example, developed a HyperStudio unit on prefixes, suffixes, and root words that was easy for the class to understand and included a quiz that was fun to take.

Benefits for the partner-teacher include an understanding of how to teach lessons enhanced by technology and aimed at national and state learning goals and educational standards. In collaboration with the GenY student, the teacher develops a more collaborative relationship with students as colearners and partners in the educational process, in which both student and teacher make important contributions. The GenY class is divided into 10 units that provide a suggested content and format for schools to implement the model. The format provides a model of project-based, authentic, student-centered, multidisciplinary teaching and learning enhanced by technology.

## EXCELLENCE FOR ALL

The GenY model has been adopted in rural, suburban, and urban settings in several states and the Virgin Islands. As a result of outreach efforts during 1999–2000, the GenY program will be implemented in several inner city schools, western schools with a high Native American population, and in high-diversity schools in Hawaii. Because of a slight gender imbalance in GenY classes in general as of September 1, 1999 (56–60 percent males vs. 40–44 percent females), one school has implemented special versions of the class aimed at appealing to girls. Program developers are studying this effort to determine how to improve the gender imbalance in other schools. All GenY students are held to the same standards:

## USEFULNESS TO OTHERS

GenY began in the Olympia School District in the State of Washington. As of September 1, 1999, GenY has been adapted for use in 140 schools in 11 states and the Virgin Islands. Several hundred more schools across the nation are beginning to use the model. After two years of intensive development efforts, the course is supported with an array of resources (some online) for coordinating teachers that can be adapted for different school settings serving all populations using virtually any hardware/software infrastructure. The course materials have been used successfully from upper elementary through high school levels and include materials for administrators, partner-teachers, coordinating teachers, and parents. The model is flexible, allowing classes to be conducted before school, after school, as a regular school elective during the day, or on weekends.

## FOR FURTHER INFORMATION, CONTACT:

**Dennis Harper**  
**Generation YES**

711 Capitol Way, South, Suite 702  
Olympia, Washington 98501

Telephone: 888-941-4369, ext. 111 or  
360-528-2345, ext. 111  
Fax: 360-528-2350

E-mail: [dennis@genyes.org](mailto:dennis@genyes.org)  
Home Page: <http://www.genyes.org/genwww>

satisfactory completion of the curriculum units, including exercises, classroom activities, and assessments; delivery of a fully articulated, planned project proposal during the middle of the semester; and completion and documentation of the project by the end of the semester.

In addition to the core model, the program includes an opportunity for GenY graduates and preservice teachers to staff school-based or community computer labs. The labs provide increased computer and network access as well as coaching for underserved students, their families, and other community members. Students who use these labs often have no computer, no Internet access, or inadequate software at home, so the labs serve an important function in increasing the equitable distribution of access to technology.

## ORGANIZATIONAL CHANGE

The premise of GenY is that students are a largely untapped, creative, enthusiastic source of partnership and leadership in an effort to use technology to support school reform. Thus, the program supports increased cooperation and collaboration among students, teachers, administrators, family and community members, as well as business, educational and community organizations. The program requires coordinating teachers, partner-teachers, and students to think carefully about the alignment of curriculum units, lesson plans, and collaborative projects with state standards. In the state of Washington, GenY materials and online support are linked to the Washington Essential Academic Learning Requirements. Further, the online resources for project planning and reporting have been expanded to allow participants in each state to work with their own system of learning goals and state standards.

## EVIDENCE OF EFFECTIVENESS

GenY students, partner-teachers, and coordinating teachers reported that 90 percent of the students completed their projects. These students generally feel proud of their projects, and their partner-teachers consider the projects to be of high quality (93 percent). The majority of the partner teachers (92 percent) reported using the projects in their regular classes and planning to update or extend the projects in future class activities (94 percent). Almost half of the projects completed in spring 1999 were multimedia presentations and 25 percent were Web pages. The remainder involved teaching technical skills to teachers and other students, providing assistance in Web searching, and other activities.

In spring 1999, 807 partner-teachers completed surveys before beginning the program, and 631 completed follow-up surveys at the end of the semester. About 90 percent of the responding teachers intend to use the new lessons repeatedly or will continue to develop and expand them; this same percentage also reported that as a result of the GenY, they learned about technology and their students learned about technology and a content discipline. Nearly all (about 95 percent) consider GenY a good method for providing support and assistance to teachers as they integrate technology into their classes, reported a desire to continue participating in the program, and said they would continue to rebuild lesson plans to benefit from using educational technology. Eighty-two percent of the teachers reported that the experience would change the way that they teach in the future.

When asked their opinion about using technology in education after participating in GenY, virtually everyone (98 percent) said they felt technology facilitates positive changes in classroom teaching and learning practices; 52 percent said they wanted to learn more about using new technologies; and 62 percent attributed these results to their participation in GenY.

An external evaluation documents substantial learning gains on the part of participating students. Reviewers were impressed by the creativity of the project, creating a role reversal in which students help support the school's technology infrastructure and partner with teachers in curriculum development. The latter is crucial to the success of the project and to fostering learning gains for all students in participating districts. While a few projects have taken similar approaches, this particular implementation is better conceived, more thoroughly implemented, and more carefully documented than other comparable programs.



PROMISING PROGRAM

*The Maryland  
Virtual High School (MVHS)  
CoreModels Project*

# THE MARYLAND VIRTUAL HIGH SCHOOL (MVHS) COREMODELS PROJECT

## PROGRAM DESCRIPTION

The Maryland Virtual High School (MVHS) CoreModels Project has two primary goals: (1) to use computer modeling to help all high school students achieve state and national science standards, and (2) by developing and refining a process of network-based peer leadership and collaboration, to give teachers in their classrooms the support they need to integrate modeling activities into their instruction. Started in 1997, CoreModels is based on, and is intended to institutionalize, the gains achieved by the Maryland Virtual High School program that connected rural and underserved Maryland schools to a magnet high school via the Internet. Through this connection, MVHS supported teachers in developing and implementing computational science projects with their students. Crucial components of the MVHS program were: (1) its focus on using computational modeling to teach complex science content, and (2) its mentoring and support for remote teachers and students provided by magnet teachers and their students. The mentors won national recognition for their computational science projects and gained experience through a student-run laboratory at Montgomery Blair High School Magnet Program.

A model of distributed support that creates the conditions for sustainability of the changes and gains achieved by schools, the program is active in 6 to 15 schools in each of 3 CoreModels regional centers in Maryland.

Students construct their own models, utilizing the software STELLA, in areas of science such as wildlife populations, the carbon cycle, hurricane prediction, projectile motion, chemical reactions, and rock formation cycles. Students hypothesize about the results of their model based on the parameters used in the graphical model definition. They compare their results with other predictions, such as those from scientists or developed by other students, or with actual results as measured in practice, thus gaining an understanding of important recurring scientific concepts involving equilibrium processes, feedback, and multiple causal relationships, among others.

This process of learning brings students closer to science as it is practiced in the world outside of school. As an example of the conceptual core of the use of modeling, students not only learn about the laws of conservation of mass and conservation of energy, but they learn to apply them in many different situations; to identify control and independent variables; to collect data and analyze the results; and to write clear step-by-step instructions for investigating their hypotheses. In the

## PROGRAM COSTS

For cost information, please contact program designee.

process, students apply higher-level mathematics skills, such as ratio and proportion and setting up equations. For example, in the glucose regulation model students simulate the glucose-insulin feedback process that the body uses in attempting to maintain homeostasis (equilibrium) and predict the effect on the body of eating a candy bar. They practice graph analysis by determining how the model output differs from their prediction and describe what the graphs mean in terms of the body's response. They also use the graphs to describe how the body's blood glucose and insulin concentrations differ when pasta is eaten instead of a candy bar.

The MVHS CoreModels project works through regional centers to integrate curriculum reform, staff development, and teacher professionalism in a sustainable manner. Technology enhances and facilitates this initiative by allowing educators and students to become better at teaching and learning. Teachers are recruited and trained to

- implement computer modeling to help students understand and learn more complex scientific concepts central to biology and physics;
- help students learn in a collaborative, problem-solving, interactive manner that brings them closer to the world of science; and
- implement innovative pedagogical practices by being provided with scientific and technology support.

Ideally, as more teachers are recruited and trained, the pool of trainers for new teachers becomes larger, and more and more teachers become trained in the use of CoreModels. The project had been in existence for 2 full years as of September 1, 1999.

## QUALITY AND EDUCATIONAL SIGNIFICANCE

### LEARNING

MVHS CoreModels increases students' in-depth understanding and competence in their current science subject area by focusing on an analysis of change over time and on the transfer of understanding from one activity to the next. One of the hallmarks of the project is the alignment of CoreModels activities with Maryland Science Core Learning Goals (CLGs). CoreModels materials also focus on the American Association for the Advancement of Science (AAAS) Benchmark common themes (similar to National Science Education Standards themes), which emphasize connections between seemingly disparate science content.

In using and creating computer models, student attention can be focused on similar structures and behavior across areas of study. For example, a predator-prey interaction model and a physical

## USEFULNESS TO OTHERS

The very structure of MVHS CoreModels lends credence to a claim of usefulness to others. The project includes regional centers, 15 local educational authorities, and 31 schools. Growth and dissemination have been extremely successful in regions with very different demographic and political characteristics, and the program has been adapted differently on the school, district, and regional levels.

The program's technology requirements are relatively simple, understandable, and affordable. Schools can purchase the site license for STELLA software for \$500. Unlike subject-specific simulation software, STELLA is technology problem-solving software (National Educational Technology Standards). In addition to computers running STELLA, Internet access should be available for teachers to collaborate with peers and to access models and materials. In adapting the MVHS CoreModels program, leaders could access materials available through the MVHS site, as well as other system dynamic modeling archives such as the Creative Learning Exchange.

## FOR FURTHER INFORMATION, CONTACT:

Mary Ellen Verona or Susan Ragan  
Maryland Virtual High School  
CoreModels Project

Montgomery County Public Schools  
51 East University  
Silver Spring, Maryland 20901

Telephone: 301-649-2880  
Fax: 301-649-8245

E-mail: [mverona@mvhs.mbhs.edu](mailto:mverona@mvhs.mbhs.edu) or  
[sragan@mvhs.mbhs.edu](mailto:sragan@mvhs.mbhs.edu)  
Home Page: <http://mvhs.mbhs.edu>

spring model share the same mathematical oscillatory structure. Disruption and resumption of equilibrium can be found in both biological and Earth systems. Assimilating an understanding of such core structure and behavior concepts leads to acquisition of the “schemas” of science content, which have been shown to distinguish experts from novices (P. Chandler & J. Sweller [1991], “Cognitive Load Theory and the Format of Instruction,” *Cognition and Instruction* 8, 293–332).

## EXCELLENCE FOR ALL

Modeling activities have been used with mainstreamed special education students as well as with advanced placement students. MVHS CoreModels developed Earth science and environmental science activities because these classes often target students considered less successful in previous science courses. In addition, center directors, who observe all teachers within their region, help teachers develop higher expectations for students in nonacademic classes by suggesting visits to teachers already successfully using activities with similar groups of students.

One reason exemplary science activities are not available to all students is that only a fraction of eligible teachers take the initiative to investigate and apply to summer training programs. Facilitating organizational change through the CoreModels Centers is needed to provide training for additional teachers and learning opportunities for all their students. The group of teachers thus targeted typically teach the non-AP and nonhonors classes so that affecting the practice of these teachers is one step toward contributing to educational excellence for all.

## ORGANIZATIONAL CHANGE

One vital component of the MVHS CoreModels project is the role of the teacher in developing activities and evaluating their effectiveness in the classroom. Extending the initial success of MVHS in developing a remote, network-based collaborative learning environment, the CoreModels program supports teachers’ ability to change and integrate curriculum and technology through the use of peer mentors.

Capacity building is another important aspect of MVHS CoreModels. The project is deeply committed to the development of leadership among participating teachers; its predecessor, MVHS, was a teacher-developed, teacher-led program. Although the CoreModel program’s institutionalization goals call for a leadership team (the project director, three regional center directors, and eight supporting teachers), the participating teachers collaborate with leaders in presenting outreach workshops and in developing materials. This expanding leadership has allowed the project to respond to opportunities to create districtwide and school-based training opportunities as well as to reach out to all teachers, meeting them where they are. Teachers are immersed in a profound form of professional development when they work together to adapt materials for the specific needs of a particular class; when they prepare a presentation for a group of colleagues; or when they think through how modeling can be used to facilitate and assess student learning in a new content or skill area.

## EVIDENCE OF EFFECTIVENESS

Preliminary results show that learning appeared to have been enhanced by the use of the CoreModels project. Students in one science class using the CoreModels project improved their scores 46 percent on the Force Concept Inventory test, while students in another school, regarded as the best in the county but not using the program, improved by only 27 percent. In addition, a school with all its biology teachers involved in the CoreModels project led its district in the initial results of the state biology exam.



PROMISING PROGRAM

*Middle-school Mathematics  
through Applications  
Program (MIMAP)*



# MIDDLE-SCHOOL MATHEMATICS THROUGH APPLICATIONS PROGRAM (MMAP)

## PROGRAM DESCRIPTION

The Middle-school Mathematics through Applications Program (MMAP) is a comprehensive set of middle school materials based on projects. The projects, which utilize software tools, engage students with real-world problem solving and require them to learn mathematics and to apply what they have learned. MMAP, started in 1992, addresses the needs of students in grades 6 through 8 with a series of units that emphasize proportional reasoning, algebraic expressions, and functions. It also covers statistics, probability, measurement, and geometry. The materials are designed to increase students' conceptual understanding of mathematics, their competence with standard symbolic notations for mathematical concepts, and their ability to communicate their mathematical ideas to others. They also learn mathematical practices such as making conjectures, coming up with counter examples, and writing proofs.

For example, with the design unit Antarctica and the software ArchiTech, sixth- and seventh-grade students play the roles of architects who design an ideal living space for themselves or a client; seventh- and eighth-graders design a scientific research station in Antarctica. Thus, students learn about scale and standard proportional notation; learn to represent the real world symbolically; research Antarctica and the needs of their clients; consider the building and heating costs of their design; and present their floor plans, budget, and a written report to their class. These same skills are approached from a different perspective with the design unit Guppies and the software Habitech, for which students play the roles of population biologists who research, analyze, model, and make predictions about guppy behavior. They research behavior, reproductive habits, and life cycles of guppies; organize their data; model guppy breeding and feeding behavior; design a sustainable tank environment for guppies; and share their findings and suggestions with each other.

## QUALITY AND EDUCATIONAL SIGNIFICANCE

### LEARNING

Central to MMAP is the way in which the program engages students by placing them in software environments to solve open-ended design problems requiring the use of mathematics concepts. For example, Coding Toolbox allows students to use shift cipher, function, matrix, analysis, and

## PROGRAM COSTS

For cost information, please contact program designee.

compression tools to develop and test privacy and efficiency codes. The software complements, rather than dominates, the classroom activities. As students strive to improve their designs, they find themselves using sophisticated combinations of math tools, representations, and techniques.

By applying concepts to find solutions to relevant problems, MMAP students appreciate the power of mathematics. Their responses can be mathematically complex as well as tied to real concerns. Real-life contexts for learning and work-world technology tools help prepare students for the workplace.

MMAP's use of design processes, ongoing embedded performance assessments, and technology-based tools help students make explicit links between informal and formal mathematics. In the course of the Antarctica unit, for example, students are asked to compute the average yearly temperature in coastal Antarctica (computational skills, developing equations); furnish their floor plan design using resizable furniture icons in the ArchiTech software (scale and proportion); as well as graph and compare the relationship of building costs, heating costs, and insulation costs (patterns and functions). Other activities include building biological models and building digital maps with data layers.

## EXCELLENCE FOR ALL

The overall design of MMAP is intended to engage more students successfully with mathematics, particularly students traditionally underserved in school math or those who find themselves alienated from it. The software and topics were designed to be equally unfamiliar but engaging to most middle schoolers (i.e., the simulation context of Antarctica, the professions of population biologist or architect). In addition, the technology is tool-oriented and relies on multiple representations; prior computer or math savvy is not necessary to achieve results.

The design process itself encourages the participation of many students as well as multiple solutions to a problem. Design begins with brainstorming, welcoming the different skills of different students and encouraging students to bring their personal experiences, skills, and identities to the task. For example, while working with ArchiTech on house design, one student compared the group's proposed design to the size of his own house and realized it was huge; the group revised its floor plan. Students work with others to learn what they need to know, rather than being singled out for not knowing something.

## ORGANIZATIONAL CHANGE

Among MMAP's greatest accomplishments is that teachers—both those who are codevelopers as well as those who use the materials at a distance but participate in the ongoing online discussions and support activities—have rejuvenated their careers. Teachers report varied experiences that have helped

## USEFULNESS TO OTHERS

MMAP has been successfully integrated in many settings and is currently used in racially, economically, and linguistically diverse communities in California, Alaska, New York, Florida, Michigan, Oregon, and Washington. It also serves students with learning disabilities.

The program is most successfully implemented in schools where students have constant access to a set of mathematical tools, including calculators and measuring devices, and where each MMAP class has access to at least four to six computers.

## FOR FURTHER INFORMATION, CONTACT:

**Shelley Goldman**  
**Middle-school Mathematics through**  
**Applications Program (MMAP)**

School of Education  
Stanford University  
Cubberley Building, 485 Lasuen Mall  
Stanford, California 94305-3096

Telephone: 650-723-8422

Fax: 650-725-7412

E-mail: [sgoldman@stanford.edu](mailto:sgoldman@stanford.edu)

Home Page: <http://mmap.wested.org>

or ➔

them change and make changes. For some, it is seeing extraordinary things happen for students as they participate in new ways. Some are empowered when they start to use technology and find that it enables them and their students to improve. Teaching to standards and teaching with technology open teachers to new possibilities for student learning.

## EVIDENCE OF EFFECTIVENESS

MMAP encourages flexibility in the ongoing assessment process, allowing teachers to gear their assessments to meet the individual needs of their students. The assessment process stresses the importance of a variety of means of communicating student understanding. Options include pre- and posttests, journals, log books, oral presentations, writing, peer reviews, teacher-student conferences, group meetings, and more. Progress reports can be given almost daily, affording the student immediate feedback.

A 1994 external evaluation surveyed 24 teachers and 42 students on program perception. Students, especially from traditionally underserved populations, indicated excitement and high motivation. Teachers also reported notable positive effects of MMAP on students' various skills in both cognitive and affective domains and on students' understanding of some mathematical topics. Results indicated a positive perception towards the program that was similar across gender and special education status. A 1995 teacher survey of 10 teachers provides some evidence that teachers have positive perceptions of the program and that they believe the program is beneficial to students.

An internal evaluation utilized classroom observation and videotape analyses, reviewed school test data from existing accountability assessments, and reviewed report card data to demonstrate student concept development and mathematical power (single group design). In 1997, program students in one classroom showed higher scores on algebra readiness tests in comparison to the same teacher's students in previous years with less usage of MMAP, and a 100 percent passing rate at mid-year in eighth-grade algebra, in comparison to the previous school average of 50 percent passing at mid-year. Anecdotal evidence also supports the claim of students' growth in mathematical understanding and improvement in student attitudes towards learning mathematics.

## FOR FURTHER INFORMATION, CONTACT:

**Jennifer Knudsen**  
**Middle-school Mathematics through**  
**Applications Program (MMAP)**

Telephone: 510-302-4273  
 Fax: 510-302-4242

E-mail: [jknudsen@wested.org](mailto:jknudsen@wested.org)

WestEd  
 300 Lakeside Drive, 18th Floor  
 Oakland, California 94612

PROMISING PROGRAM

*Modeling Instruction in  
High School Physics*

# MODELING INSTRUCTION IN HIGH SCHOOL PHYSICS

## PROGRAM DESCRIPTION

Modeling Instruction in High School Physics, started in 1990, uses computers to teach models and modeling, central components of modern science. These components are focal points to develop the content and pedagogical knowledge of physics teachers, who then serve as local experts on the use of technology in teaching and learning science. Science, and physics in particular, is a content area for which students need to learn how to use computers as a scientific tool for observation, data acquisition, analysis, and problem solving. Teachers are trained to support technology-based learning in up to 8 weeks of intensive Modeling Workshops conducted over two summers, and with ongoing year-round electronic network support. Teachers are thus engaged in a complete revamping of high school physics to incorporate both technology and the insights of educational research in full accord with the National Science Education Standards. The training provides them with a robust new teaching methodology that greatly increases students' understanding of basic physics.

In the Modeling Workshops, participants are introduced to modeling as a systematic approach to the design of curriculum and instruction. Teachers identify a small number of models around which to base their physics course and learn strategies to help students develop those models. They collaborate on the redesign of the high school physics course to enhance learning and employ technology to achieve their goals. They learn how to use computers as an integral part of their teaching practice. They implement a student-centered instructional strategy which engages students in active scientific inquiry, discourse, and evaluation of evidence. Further, they examine the implications of educational research for physics teaching. They do all this while immersed in studying the content of the entire year, which also provides extensive remediation for underprepared teachers.

The participating teachers then become leaders at their schools, modeling the best use of technology in the science classroom, training and assisting other teachers in the scientific use of technology in instruction, and advising schools on cost-effective infusion of technology into all science courses. These leaders must remain practicing science teachers, not simply technology specialists, because effective instruction in the use of computers as scientific tools requires special competence in pedagogy and science as well as in technology.

## PROGRAM COSTS

For cost information, please contact program designee.

# QUALITY AND EDUCATIONAL SIGNIFICANCE

## LEARNING

Teachers learn to

- organize course content around a small set of basic models as the content core of physics;
- engage students collaboratively in making and using models to describe, explain, predict, design, and control physical phenomena;
- involve students in using computers as scientific tools for collecting, organizing, analyzing, visualizing, and modeling real data;
- provide students with basic conceptual tools for modeling physical objects and processes, especially mathematical, graphical, and diagrammatic representations;
- show how scientific knowledge is validated by engaging students in evaluating scientific models through comparison with empirical data;
- assess student understanding in more meaningful ways and experiment with more authentic means of assessment;
- improve continuously and update instruction with new software, curriculum materials and insights from educational research; and
- work collaboratively in action research teams to mutually improve their teaching practice.

For example, in one experiment, students are asked to develop principles for the motion of a pendulum. With the teacher as recorder, students brainstorm about properties of the pendulum which might affect its period. After compiling the list, teacher and students decide which properties should be investigated. In this example, they determine to investigate how changes in mass of bob, length of string, and amplitude of motion affect the period. Students then work in teams and determine their own procedure for collecting data. After collecting data, they plot variables appropriately and then elicit the equations of motion and relationships among the variables. Then, using a technique called "whiteboarding," groups present the results of their experiments to the class. At the end of this process, the class can agree on an appropriate model to describe the behavior of the pendulum. They do this without being given the answer by a text or a teacher.

Students learn to understand scientific claims and to make sense of their experiments themselves. They must articulate coherent opinions of their own, defending their findings in a variety of formats, using concise English sentences, graphs and/or diagrams, and through algebraic expressions of the relationship. Students are forced to reflect on why they choose an answer and how they evaluate evidence.

## USEFULNESS TO OTHERS

The Modeling Instruction Project has demonstrated its adaptability for use in multiple contexts. It began with pilot workshops in Arizona, where it has flourished for the past decade in two dozen urban, suburban, and rural high schools. It is now used in 44 states in diverse schools, including impoverished urban public and exclusive private preparatory high schools. Its practitioners include experienced high school physics teachers with exceptional qualifications and motivation as well as underprepared teachers who were drafted into teaching physics. More than half of the physics teachers in Arizona have learned Modeling Instruction, and the project's approach is making inroads in several other states.

## FOR FURTHER INFORMATION, CONTACT:

Jane C. Jackson  
Modeling Instruction in High School  
Physics

Box 871504  
Department of Physics and Astronomy  
Arizona State University  
Tempe, Arizona 85287-1504

Telephone: 480-965-8438

Fax: 480-965-7331

E-mail: [jane.jackson@asu.edu](mailto:jane.jackson@asu.edu)

Home Page: <http://modeling.asu.edu>

## EXCELLENCE FOR ALL

The project developed three new evaluation instruments and found that the program increases the achievement of underserved learners. For example, 36 Phase 1 teachers (teachers who had participated in one summer workshop) were found to fall into one of two groups: those implementing all aspects of Modeling Instruction consistently (17 teachers), and those implementing some aspects of modeling consistently (19 teachers). In disadvantaged/lower income schools, the mean FCI gains of the 93 students of the 2 teachers who implemented the Modeling Method consistently were 25 percent higher than for the 335 students of the 6 teachers who were implementing less modeling. Students of both groups did better than those in traditional courses; the FCI gains of the 93 students were double that of students under traditional instruction, and the FCI gains of the 335 students were 50 percent higher than those under traditional instruction.

Many teachers, including inner-city teachers, report that their enrollments have increased since they started using the Modeling Method.


## ORGANIZATIONAL CHANGE

Graduates of Modeling Workshops are in great demand in their schools to assist in incorporating technology in other science and math courses. In consequence of its well-documented success, the project has stimulated formation of the Arizona Science and Technology Education Partnership (AzSTEP), which is institutionalizing the reforms and methods of the Modeling Workshops in a statewide program for professional development of in-service physics teachers as local leaders of science teaching reform. AzSTEP is an exemplar of a university-high school partnership to drive sustained reform of science teaching with technology.

## EVIDENCE OF EFFECTIVENESS

An internal evaluation of data from 1995–1999 utilized a pre/posttest comparison design with matched students on the Force Concept Inventory (FCI) test, a test used to determine the effectiveness of mechanics courses in teaching students to reliably discriminate between the applicability of scientific concepts and naïve alternatives in common physical situations. The nationwide sample contained approximately 10,000 high school physics students involved in the program. The comparison groups consisted of approximately 8,000 high school physics students of the same teachers in the year before the teachers began the Modeling Workshop series and 700 high school students of teachers in traditional courses. Results indicate that Modeling Instruction students demonstrate greater gains on the FCI than comparison students. In the nationwide sample of students, the average FCI pretest score was approximately 26 percent, slightly above the random guessing level of 20 percent. Students of traditional high school instruction (lecture, demonstration, and standard laboratory activities) achieved an average posttest score of about 42 percent. In contrast, Modeling Instruction students recorded posttest FCI scores of approximately 53 percent when the teacher was in her first year of the program and an average of 69 percent when the teacher was an expert teacher with 2 years of modeling experience.

An external evaluation utilizing classroom observation of teacher training workshops determined that there was “overwhelming and consistent support” for this teaching approach. In interviews, participants reported that the workshops were well run and that the facilitators were extremely knowledgeable about how best to teach physics. They also commented that the group itself was an excellent resource as they could all help each other.



PROMISING PROGRAM

*One Sky,  
Many Voices*



# ONE SKY, MANY VOICES

## PROGRAM DESCRIPTION

One Sky, Many Voices (OSMV) is a research-focused learning program based on the student's application of knowledge to solve science problems using real-time weather data. Visualization software allows students to track real-life events such as hurricanes, blizzards, floods, and tornadoes. The program, started in 1992, covers 4 or 8 weeks of coordinated study in middle school science, teacher support in the form of local study groups and focused networked discussions by experienced teachers, daily scientists' updates, and a suite of state-of-the-art technological tools including current, customizable weather imagery and message board systems. OSMV has been implemented, with varying levels of support, with a large number of students in impoverished urban schools as well as suburban and isolated rural schools. Science- and data-based interactions among students from these diverse populations is a strength of the program.

OSMV promotes important attributes associated with significant learning experiences. Middle school students use an Internet browser for enhancing their investigations of current weather phenomena. Guided by their teachers and linked with experts in the atmospheric and environmental sciences, students view real-time images and converse with their peers on Web-based message boards as an integral part of their studies. Thus, students might experience tracking and predicting current hurricanes, collaboratively studying and discussing current weather fronts in their region, or developing content-rich explanations of weather phenomena in their area to be shared with students who do not live with the same extreme weather patterns.

Studying real-time weather as part of One Sky, Many Voices has afforded students the opportunity to become involved in real-life occurrences. For example, after tracking Hurricane Mitch, many students helped organize relief efforts for victims of the weather phenomenon that they had come to know so intimately as part of their studies.

One Sky, Many Voices engages and empowers students as scientists and provides support for teachers using the associated technology and pedagogy. Students take an active role in the teaching and learning experience. The exchange of roles between students and teachers in this program reflects a sound, progressive school reform effort.

## PROGRAM COSTS

For cost information, please contact program designee.

# QUALITY AND EDUCATIONAL SIGNIFICANCE

## LEARNING

Teachers learn to

- provide students with basic conceptual tools for understanding the use of modeling processes, especially in visual, mathematical, and graphical, representations;
- assess student understanding in more meaningful ways and experiment with more authentic means of assessment;
- improve continuously and update instruction with new software, curriculum materials, and insights from educational research; and
- work collaboratively in action research teams to mutually improve their teaching practice.

Students learn to

- engage collaboratively in making and using models to describe, explain, and predict physical phenomena;
- understand how scientific knowledge is validated by evaluating scientific models through comparison with empirical data; and
- use computers as scientific tools for collecting, organizing, analyzing, visualizing, and modeling real data.

Students increase the abilities necessary to conduct and understand scientific inquiry as well as to make sense of their predictions themselves. They hone their communication skills while conducting online interactive discussions with content mentors and peers distributed nationwide on their focus topics. Peer explanations and predictions are critiqued and discussed in a group forum. After participation in OSMV, students display knowledge of significantly more weather terms, more scientifically valid claims, and more sophisticated measures of scientific thinking.

This integrated program was specifically designed to help learners of all backgrounds, whether students, teachers, researchers, or scientists, to use each other as resources and to collaboratively study interdisciplinary science and its impact on humanity. This is in contrast to the use of curriculum materials in isolation. OSMV is also intended to help learners of all backgrounds better understand the tremendous power of the Internet, when utilized well, to afford profoundly rich and meaningful learning experiences.

## USEFULNESS TO OTHERS

Between 1992 and 1999, OSMV grew from 6 teachers and 125 students to over 240 teachers and 11,000 students. Its designers started small in order to research what models of teacher support, student-learning support, and emerging technologies really worked for a wide range of classrooms and audiences. They believe that the key to the program's success is its responsiveness to the needs of teachers and students. Although OSMV is concentrating its efforts on the particular challenge of urban classrooms, the program, with its focused use of the Internet and curriculum combined with full support for teachers, fulfills a need expressed by many teachers everywhere.

## FOR FURTHER INFORMATION, CONTACT:

**Nancy Songer**  
**One Sky, Many Voices**

The University of Michigan  
1323 SEB/610 East University  
Ann Arbor, Michigan 48109-1259

Telephone: 734-647-7369  
Fax: 734-763-1368

E-mail: [songer@umich.edu](mailto:songer@umich.edu)  
Home Page: <http://www.onesky.umich.edu>

## EXCELLENCE FOR ALL

OSMV achieves its goals by fully supporting teachers in bringing to their community and their colleagues the kind of different learning that Internet-rich programs can offer to schools. OSMV targets schools with low connectivity and that face similar challenges as a way to best meet the needs of all schools. The program currently focuses its local activities on schools in Detroit, many of which have very low socioeconomic status, high crime rates, and challenging teaching environments.

## ORGANIZATIONAL CHANGE

Locally, teachers form study groups before, during, and after curricular implementation as a means of scaffolding the learning of new teachers. Because many of the teachers are distributed nationwide, OSMV also organized similar scaffolded study groups online and compensates returning OSMV teachers to act as discussion moderators, to seed discussions, and to respond to the questions and issues of other teachers. After several years of OSMV implementation, a strong cohort of returning teachers serves as an extremely valuable resource for new teachers and sees their professional and in-school roles change. Content support is facilitated through a “message of the day” posted daily by OSMV scientists to assist teachers in guiding student learning to an interesting current weather event of the day. This allows teachers to be content-savvy about scientific phenomena not normally covered in traditional textbooks and makes the content more interesting because of its real-life ramifications.

## EVIDENCE OF EFFECTIVENESS

OSMV makes a measurable difference in learning. In 1997, one study found that Detroit seventh-graders in the program (95 percent African-American) not only outperformed eighth-grade African-American students nationwide on content addressed in the curriculum but outperformed all eighth-graders nationwide on these items. These same Detroit students performed significantly lower statistically than all eighth-graders, including African-American eighth-graders, on items not addressed in the program.

The research results also demonstrate that both students and teachers become significantly more computer-literate after work with our programs, and that their attitudes about both science and technology are improved after participation.

OSMV programs have been implemented with urban, rural, suburban, and homeschooled populations. In one important measure of effectiveness, girls’ confidence in science increased significantly to match that of boys at the end of the program. In addition, girls indicated an increase in expectations of achievement at the end of the program.

Teacher comments speak eloquently to the program’s effectiveness: “Very valuable. My students even gave up their recess to read messages.” “I can’t say enough about Hurricanes... The people who put it together really understood what teachers need, and need at their fingertips. The kids were on fire with how much they were learning and they hated to quit.”



PROMISING PROGRAM

# *The WEB Project*

## THE WEB PROJECT PROGRAM DESCRIPTION

The WEB Project created a consortium of community organizations, small businesses, and educational institutions, which collaboratively learned how to employ new technologies to effect systemic reform in school systems throughout Vermont. The Project, based in Putney, Vermont, is designed for students in grades 2–12. It utilizes multimedia production and telecommunications as: (a) an educational environment for student inquiry and expression; (b) a medium for presenting and assessing student work; and (c) a virtual faculty room for professional discussions about work.

Begun in 1995, the WEB Project has developed systems for the dynamic use of multimedia and telecommunications to improve student learning in the Vermont Vital Results—communication, problem solving, civic responsibility, and personal development—as they apply to arts, language, literature, history, and social studies. Partnership initiatives include sharing music compositions, art projects, literature, and historical research online within the context of specified learning goals. Each initiative specifies standards that students will reach as a result of participation.

## QUALITY AND EDUCATIONAL SIGNIFICANCE

### LEARNING

The WEB Project uses current multimedia technology as a tool to provide opportunities for students to gather rich source materials; solve problems focused on content; critique their own work as a natural part of the production process; determine trade-offs between time, quality, and technological limitations; create new knowledge; and express themselves artistically. Several studies cited by the Web Project indicate that the multimedia and music composition activities lead to complex learning and provide evidence that student learning is improving in important and complex areas. Multimedia production requires teamwork. Collaborative problem solving and design adds a dynamic, real-world connection to student experiences.

Through the WEB Project process, students learn how to realize their intentions more fully by learning, for example, how to differentiate foreground from background more clearly; how to use shading to give a drawing more dimension; and how to focus the viewer's attention on the important elements of a drawing or sculpture. In the virtual faculty room, for example, teachers discussed a disturbing drawing ("Cop Killer") posted by a student. They covered the issue of censorship, suggesting that

### PROGRAM COSTS

For cost information, please contact program designee.

students practice voluntary restraint, and asking the “Cop Killer” artist what his intention was. Upon asking, his teacher was surprised to learn that he had seen a photograph of a teenager killed by police while throwing grenades and wanted to warn other kids to think about the consequences of their actions. This led to further discussions among students and mentors about censorship, the need to inquire before drawing conclusions, and the power of images, presentation, and labeling, among other issues.

Student interviews held across Vermont in 1995 by the coordinator of the Vermont Assessment Project revealed that students want two types of input about their work: where they stand (yardstick) and how to make what they are doing better (reflection and critique of work in progress). The WEB Project translated these ideas into a Web-based system that gathers and exhibits multimedia forms of student performance while simultaneously offering support for reflection and critique. Students report feeling more motivated because of their access to online mentors who take their work seriously. The emphasis on multiple forms of evidence of learning impels students to show what they know in many ways. The following quote, from a parent whose son worked on a multimedia team investigating community memories of World War II, is one illustration of the depth of engagement, complexity, and relevance of the resultant learning:

I was thinking that if you knew Matt by whether he wrote his essays or not...you would think of him as a totally different kind of student than you get from watching him do a technology project...For me, it was a chance to see that this young man is really engaging in positive ways in the world which I don't see in terms of his responses to homework and things like that. He came home and talked about this a lot. He related it to contemporary events. It wasn't just that he learned about World War II. He talked about issues of race and gender that were going on at the time. He was saying that the sociocultural climate was really different in the thirties and forties than it is now.

## EXCELLENCE FOR ALL

By design, the WEB Project serves all students. It contributes to excellence for all students, from talented and gifted to students in danger of dropping out or failing.

## ORGANIZATIONAL CHANGE

The WEB Project design focuses on reform at all levels. It has engaged preservice teachers and university faculty in online mentoring. An action research course has been developed for teachers and potential trainers to improve their programs through the use of technology. The challenge for organizational change even reached the evaluators, who generated a new model—based on theories of change, systems approaches, and participatory evaluation—of how they believe student learning is best mediated through technology.

## FOR FURTHER INFORMATION, CONTACT:

**Fern Tavalin**  
**The WEB Project**

270 Putney Mountain Road  
Putney, Vermont 05346

Telephone: 802-387-2624

E-mail: [tavalin@sover.net](mailto:tavalin@sover.net)

Home Page: <http://www.webproject.org>

## USEFULNESS TO OTHERS

The WEB Project is highly adaptable to any subject area and is particularly effective at overcoming traditional barriers of access, representation, socioeconomic conditions, as well as ethnic and gender bias. The online faculty room offers immediately relevant professional development in core content and includes mentoring in the use of technology in teaching and learning. The project also supports core discipline practices that had been absent in the lives of many teachers. For example, prior to the WEB Project, Vermont music teachers neither composed music nor taught composition, yet composition is the *raison d'être* of music. Now, Vermont music teachers are acquiring and transmitting the core skills and activities practiced by their real-world counterparts.

To gain the benefits of the WEB Project, schools, community organizations, and state departments need low-cost hardware and software. A new project implementation without existing infrastructure would need to establish or secure a network connection for each participant and mentor, establish a Web site with the online tools developed by or adapted from WEB Project examples, then find, train, and support personnel to be online content mentors. (Small districts such as those found in rural states like Vermont should band together at a statewide level to increase the number of effective professionals and teachers in the work; large districts are likely to have ample human resources at hand.) Four or five mentors may be needed in a content area to effectively serve up to 2,000 students and 100 teachers at a time, assuming that students work in groups and use mentors only when responses to work or inquiries about content are not available locally.

The Project has spent the last 5 years building capacity so that current participants would have the skills needed to continue in the absence of federal funding. People who use the multimedia and telecommunications tools well can now be found in all locations around Vermont, providing people-to-people contact when needed for new users.

Perhaps the primary contribution of the WEB Project has been the creation of a permanent online program enhancement for all schools in Vermont, which consists of a virtual space where student and teacher work can be critiqued by the professionals in the arts and humanities community.

## EVIDENCE OF EFFECTIVENESS

A variety of measures were used to evaluate the effectiveness of the WEB Project. These included an online survey, student survey, classroom observations, document and artifact analyses, teacher focus groups and interviews, student focus groups, and interviews with curriculum coordinators, initiative coordinators, and program coordinators. In addition, student results were measured by teacher-created student product assessments and selected process rubrics.

The research associated with the WEB Project demonstrates that students and collaborating organizations have engaged in rich and substantive online discussion. The project has helped school districts in the state to align instruction with the Vermont State Frameworks. As a result of their participation in the WEB Project, students improve their technology skills as well as their performance in the arts by engaging in discussion with mentor experts. There is greater student engagement in learning tasks when students are using the technology to design and deliver products and performances than when working on traditional classroom projects or assignments. In addition, students exhibited increased time on task.

More than half of the students used the technology to ask experts for feedback; 65 percent revised their products at least once based on critiques and feedback from experts and mentors. Measures taken at one school where control and experimental groups for arts and technology were observed revealed test score gains in problem solving for low-performing math students.

Student work was recognized in a host of arenas. One student's videotape of the town's activity to clean up the river was broadcast on a local television program. Another student created portfolio pieces that were used by the local Chamber of Commerce. A talented senior received a full 4-year university scholarship as a result of his multimedia skills. Two high school students obtained part-time positions as multimedia designers with local corporations after school and during the summer. Two teachers at different schools in one district observed improvements in social behavior, attendance, morale, and attention span for several troubled students, which transferred to other core courses. And finally, one failing student who was repeating his senior year obtained an internship with a local artist and has had several offers to buy his work.

# FURTHER REFLECTIONS BY THE PANEL

The following section reflects the work and thinking of the Educational Technology Expert Panel after the completion of the review process and the recommendation of programs to the Secretary. The material in this section should not be construed or interpreted as an endorsement by the U.S. Department of Education. After much discussion, the Panel leaves with you a definition of significant learning for your study and consideration. The Panel also offers for your consideration and use the following framework and guidance as you plan or review your educational technology program.

\* \* \* \* \*

You may have noted that “learning” is cited many times throughout the Educational Technology Expert Panel’s “Guidelines and Materials for Submitting Educational Technology Programs for Review” (June 1999). The Panel applied the criterion of complex learning and thinking skills as outlined on page 8 of this Report in making its program recommendations. After the proceedings, however, the Panel concluded that it needed to propose to the field a much more encompassing term than complex learning; thus, it offers to the field the term *significant learning*. As stated in the Report (page 2), “The objective of using educational technology should be to create an instructional environment that fosters significant learning for preK–12 students.” The Panel’s working definition of the term follows:

***Significant learning*** is learning that stimulates the student to further inquiry and reflection, a process that teaches the student how to master ever-deeper levels of understanding. It entails a combination of mastery of basic skills (such as number facts and literacy) and acquisition of foundational information. Fundamental skills and knowledge include facility with and understanding of quantitative relationships; the ability to recognize and construct a persuasive argument using evidence based on observation and the vocabulary of a specific discipline; and sufficient familiarity with the natural and historical world to recognize patterns of behavior, causality, and meaning. Significant learning enables the student to know what questions to ask when confronting new information or circumstances and how to marshal appropriate processes and resources to solve problems.

Significant learning is ultimately what the teaching and learning process is aiming to accomplish with all learners in our nation’s schools.



# REVISITING THE CRITERIA FOR EVALUATING TECHNOLOGY PROGRAMS

The preceding criteria and indicators (pages 7–10) were used to evaluate the educational technology programs submitted to the Expert Panel. Based on the knowledge gained by the Panel and as a result of a careful examination of the review process, the Panel proposes the following refinements in the criteria and indicators for greater clarity. You will also see below a set of rubrics developed and offered by the Panel to (1) clarify the scoring system; and (2) help you evaluate the soundness and effectiveness of your educational technology program. The Panel hopes that this refinement in the indicators and its proposed set of rubrics will help to stimulate meaningful conversations and thinking around what constitutes effective teaching and student learning in our nation's schools when technology is used as part of the educational process.

## A. QUALITY OF PROGRAM

### ***Criterion 1. The program addresses an important educational issue or issues and articulates its goals and design clearly.***

Please describe the program in detail. Readers should be able to understand the overall program, as well as what participants actually do, sufficiently well to explain the program to others. Include the items following each bullet point.

- The educational goals are significant. Include in description the
  - need or problem the program addresses and how it relates to teaching and learning in preK–12 schools;
  - program goals; and
  - content and learning goals.
- The program design is thoughtful and coherent. Include in description the
  - program design—how the parts relate to the whole;
  - technology used and how it is essential for achieving the program's goals;
  - professional development provided as part of the program; and
  - assessments used to determine the program's efficacy and achievements.
- The program goals and design are supported by research. Include in description the
  - relationship of goals and design to relevant research on educational reform, the science of teaching and learning, or technology.
- The program description is clear and complete. It should include
  - key learning activities for participants;
  - subject population(s), including ethnic, racial, socioeconomic, and gender percentages and the size of any special populations served (e.g., ESL, AP biology students, and students with disabilities);
  - overall size and maintenance costs (e.g., funding and staff requirements, and number of people in target population);
  - keys to the program's success; and
  - a specific, concrete example that best captures the changes achieved by this program.

## ***Criterion 1 Rubrics***

---

**Level 1** There is little or no demonstration that the program addresses important educational issues or articulates its goals and design clearly. The program's goals, design, and description are vague and incomplete. The design for the use of technology may be an example of already-existing widespread practice and therefore will not significantly advance or inform the field. The design may be vague, incoherent, unclear, or unsupported by research; the program description may be unclear. In most cases no indicator is adequately addressed.

---

**Level 2** There is insufficient or incomplete demonstration that the program addresses important educational issues or articulates its goals and design clearly. The goals, program design, and program description are often too general to be considered adequate. In some cases, however, the program is designed or described adequately, but the goals are not significant. The goals may be limited or local—not set in a broader educational or research context. Generally, only one indicator is adequately addressed.

---

**Level 3** The goals are adequately significant and the design adequately thoughtful and coherent. The description, however, may be insufficiently clear or incomplete. The goals and design are often not supported by research. At least two indicators, including the significance of the educational goals, are adequately addressed.

---

**Level 4** The goals, design, and description may be convincingly significant, thoughtful, coherent, clear, and complete. Alternatively, the goals and design may be compelling in their significance and thoughtfulness, but the description only adequate in its clarity and completeness. Program goals and designs are at least adequately supported by research.

---

**Level 5** The goals, design, and description are convincing or compelling. The program goals and designs are convincingly supported by research.

## B. EDUCATIONAL SIGNIFICANCE

The Expert Panel considers the following three areas—*learning, equity, and organizational change*—essential to fulfilling the promise of educational technology. A sound program must address all three, and all three must be shown to have impact on or linkage to preK–12 student learning.

### ***Criterion 2. The program develops complex learning and thinking skills.***

If the participants are other than preK–12 students, the applicant should articulate the program's goals and their connection to student learning.

- Students increase their in-depth understanding and competence in at least one content discipline.
- Students develop the habits of self-directed, lifelong learning (e.g., the ability to collaborate, to direct one's own learning, to solve problems, to communicate ideas clearly, and to think flexibly and critically).
- Students become proficient and critical consumers and producers of educational technology.
- Students are prepared to enter a technology-infused workplace.

## ***Criterion 2 Rubrics***

---

**Level 1** There is little or no demonstration that the program develops complex learning and thinking skills. It may be unclear just what activities learners engage in, and how and what they may be learning from these activities. The contribution of technology to the learning may not be well specified. At this level, there is insufficient demonstration of any of the indicators.

---

**Level 2** There is insufficient demonstration that the program develops complex learning and thinking skills. The program may adequately demonstrate that it is addressing one indicator, or may provide more vague demonstration of more than one indicator. Programs may describe clearly the activities learners engage in, without making the case for how these activities lead to the development of complex learning and thinking skills. If the program is for teachers, it may be unclear how the program can lead to their students' developing complex learning and thinking skills. Programs that focus on the transition from school to work may not clearly demonstrate how they connect to content learning or to self-directed, lifelong learning.

---

**Level 3** There is adequate demonstration that the program develops complex learning and thinking skills. The program adequately addresses at least two indicators. These programs describe program activities sufficiently, and make a case for how these activities contribute to learning, for two of the indicators. Programs that serve teachers may not fully clarify how the program will result in complex learning for students. Programs that focus on the transition from school to work may fail to demonstrate how they connect to content learning or to self-directed, lifelong learning.

---

**Level 4** There is convincing demonstration that the program develops complex learning and thinking skills. The program addresses a minimum of three indicators, at least one convincingly (the other two at least adequately). The program provides a clear description of program activities, and makes a case, through both argument and examples, for how these activities contribute to learning. Programs that serve teachers clarify the links to student learning—that is, how teacher participation in the program is intended to result in complex learning for students. Programs that focus on the transition from school to work demonstrate their intended connection to content learning or to self-directed, lifelong learning.

---

**Level 5** There is compelling demonstration that the program develops complex learning and thinking skills. The program addresses at least three indicators, at least two convincingly (the third at least adequately). The program provides a clear description of program activities and makes a case, through both argument and examples, for how these activities contribute to learning. Programs that serve teachers demonstrate the links to student learning. Specifically, they show, through examples of student activities and student work, how teacher participation in the program leads to complex learning for students. Programs that focus on the transition from school to work demonstrate their actual connection to content learning or to self-directed, lifelong learning.

***Criterion 3. The program contributes to educational excellence for all.***

- The program conveys high expectations for all learners.
- The program responds to the diverse needs of varied populations of learners. Learners may vary, for example, by achievement level, ethnicity, socioeconomic level, English language proficiency, gender, learning style, and handicapping conditions.
- The program includes active outreach and partnerships with the community or relevant organizations to encourage broad participation of diverse groups of learners.
- The program increases the participation or achievement of underserved learners so that the gaps between these learners and other categories of students diminishes.

### ***Criterion 3 Rubrics***

---

**Level 1** There is little or no demonstration that the program contributes to educational excellence for all. It may not be clear who has access to or is served by the program. There is no evidence of outreach or collaboration. While the program may, for example, set high expectations for its learners, it may serve only students who are already well served without attempting to include and serve a broader range of learners.

---

**Level 2** There is limited and insufficient demonstration that the program contributes to educational excellence for all. A program may address the needs of an underserved group of learners, but without conveying expectations that are high or clear. A program in teacher development may serve a diverse group of teachers without making any connection to the diverse needs of the students they teach. A software-based program may claim that the software is designed to serve diverse learners but not demonstrate how or that it does. There is no evidence of active outreach or collaborative partnership.

---

**Level 3** There is adequate demonstration that the program contributes to educational excellence for all. Programs generally set high expectations and serve diverse groups of learners. Many do not have strong outreach programs. Programs may have partners, but be unable to show how these partnerships contribute to broader participation. Some programs are able to demonstrate that they are closing gaps in the participation of underserved learners.

---

**Level 4** There is clear and convincing demonstration that the program contributes to educational excellence for all. Programs set high expectations for all learners, meet the needs of diverse and underserved learners, and have active outreach and collaborative partnerships. Programs show that they narrow the gaps in participation for underserved learners, although at this level they do not yet demonstrate an ability to narrow the gaps in student performance.

---

**Level 5** There is complete and compelling demonstration that the program contributes to educational excellence for all. The program fully addresses all four indicators. Programs are able to demonstrate that they have increased both the participation and the performance of underserved groups of learners.

***Criterion 4. The program promotes coherent organizational change.***

- The program reflects a vision of educational renewal consistent with disciplinary content standards, recommendations from national commissions, findings from educational research, and documented best practices.
- The program has identified a set of goals that will lead to educational renewal within the organization.
- The program has identified and involved key constituents related to its set of goals—parents, professional groups, and community members.
- Through partnerships and professional development, the program enhances the human capacity necessary to accomplish its goals (e.g., allocates time for teachers' and administrators' collaboration and planning).
- As a result of the program, policies, procedures, funding, and practice have been changed to increase their alignment in support of sustainable change.

### ***Criterion 4 Rubrics***

---

**Level 1** There is little or no demonstration that the program promotes coherent organizational change. Either the response to this criterion is too vague, or the program has not demonstrated the vision, goals, involvement of constituencies, enhancement of human capacity, or changes in policy that can promote organizational change.

---

**Level 2** There is limited and insufficient demonstration that the program promotes coherent organizational change. For example, a program may claim to be guided by a vision without making clear what that vision is, or may recognize the need for capacity building to support change without actually building that capacity. Alternately, it may indicate that it has established partnerships without showing how they contribute to organizational change. The program may adequately demonstrate one indicator.

---

**Level 3** There is adequate demonstration that the program promotes some organizational change. The program adequately addresses at least three of the indicators in ways that can result in organizational change. Change is not yet comprehensive or fully coherent.

---

**Level 4** There is clear and convincing demonstration that the program promotes coherent organizational change. The program addresses four indicators, at least three convincingly.

---

**Level 5** There is complete and compelling demonstration that the program promotes coherent organizational change. All five indicators are addressed, at least four convincingly.



## C. EVIDENCE OF EFFECTIVENESS

***Criterion 5. The program has rigorous, measurable evidence of its achievements for one or more among Criteria 2, 3, and 4 (learning, equity, and organizational change).***

- The evidence is clearly related to the claims made for program effectiveness. For example:
  - framework for gathering evidence is closely tied to program goals; and
  - evidence bears directly on claims made for program effectiveness.
  
- The design for collecting evidence meets generally accepted standards of quality and may include:
  - one or more comparison groups;
  - a quantified validation by an external authority;
  - a formal evaluation;
  - a quantified demonstration of positive change among participants as a result of the program (e.g., increased parental involvement in school governance; diminished gaps in achievement between groups; increased enrollment in rigorous mathematics courses or graduation rates among subject populations; changes in the base funding and requirements for professional development); and
  - an in-depth, qualitative analysis of change among participants as a result of the program (e.g., case studies, ethnographies, principled analysis of observations and interviews).
  
- The evidence is complete and convincing. This includes the following:
  - methods are fully described and explained;
  - sample sizes are appropriate;
  - results are clearly and completely documented;
  - data are disaggregated for relevant groups;
  - multiple methods are used to support key claims; and
  - results are generally positive.

## **Criterion 5 Rubrics**

---

**Level 1** There is no rigorous, measurable evidence for the program's achievements. If evidence is presented, it is not clearly related to program goals and claims, does not meet standards of quality, and is often anecdotal. Programs at this level are often in too early a stage to have collected valid evidence, although they may have plans for doing so.

---

**Level 2** There is incomplete, insufficient evidence for the program's achievements. Although considerable amounts of data may be presented, the data do not constitute credible evidence of effectiveness. Often the program lacks a framework for gathering, analyzing, and interpreting evidence. A program may make numerous claims, for example, but present data that bear on only one or two, or none, of them. A program may be very limited in the kind of data it collects; it may, for example, rely solely on attitudinal evidence. A program may not sample adequately given the size and type of groups it serves. A program may not describe its methods with sufficient clarity. Generally, programs use only one method to support any claim. Often, programs are in too early a stage of development to present credible evidence of impact.

---

**Level 3** There is credible, adequate evidence for the program's achievements. The evidence is clearly related to program goals and to claims of effectiveness. The evaluation design meets adequate standards of quality. The design includes most of the elements required to make valid inferences about the effectiveness of the program. The evidence is sufficiently well documented, analyzed, and complete to present an adequate case for the program's effectiveness with respect to at least one criterion.

---

**Level 4** There is convincing evidence for the program's achievements. The evidence is clearly related to program goals and to claims for effectiveness. The evaluation design meets high standards of quality. The design includes most of the elements required to make valid inferences about the effectiveness of the program. The evidence is well documented, carefully analyzed, and complete. It presents a convincing case for the program's effectiveness with respect to at least one criterion. It further presents an adequate case for the effectiveness of one other criteria.

---

**Level 5** There is compelling evidence for the program's achievements. The evidence is clearly related to program goals and to claims for effectiveness. The evaluation design is driven by these goals and claims. For all claims, clear and appropriate evidence is provided. The design meets high standards of quality. The design includes all the elements required to make valid inferences about the effectiveness of the program. The evidence is completely documented, carefully analyzed, and presents a compelling case for the program's effectiveness with respect to at least one criterion. A program at this level shows evidence of at least adequate effectiveness for the other two criteria.

## D. USEFULNESS TO OTHERS

***Criterion 6. The program is adaptable for use in multiple contexts.***

- The program's technology requirements are easily available to potential users.
- The program is cost-effective relative to its benefits.
- After its initial implementation, the program is sustainable with existing resources (i.e., does not require extraordinary/unreasonable time, effort, or funding), and scalable (i.e., can naturally expand its scope to several teachers, multiple grade levels/subjects/sites, and different disciplines).
- The program is adaptable to a range of educational settings.
- The program provides clear and detailed guidelines about the conditions required for its successful implementation (e.g., philosophical assumptions and level of personnel training prior to start-up).
- The program provides clear and detailed guidelines about the start-up and annual ongoing costs required for its successful implementation (e.g., equipment and infrastructure; personnel; training costs; technical support; replacement or upgraded hardware or software; materials and supplies).

## ***Criterion 6 Rubrics***

---

**Level 1** There is little or no demonstration that the program is adaptable for use in multiple contexts. In some cases, the program is too new to be able to show adaptability. In some cases, the program description is so vague or unfocused that what would be replicated or sustained is not clear.

---

**Level 2** There is limited or insufficient demonstration that the program is adaptable for use in multiple contexts. Programs may demonstrate that their technology and cost requirements are reasonable and that they are locally sustainable, but not that they are scalable or adaptable to a range of settings; or they may provide no guidelines for implementation. Programs at this level may have made no effort to expand beyond a set of limited goals for a particular target population. Alternatively, they may be prohibitively costly, although their model is, in principle, adaptable.

---

**Level 3** There is adequate demonstration that the program is adaptable for use in multiple contexts. Programs at this level have adequately available technology, are cost effective, and demonstrate adequate scalability or adaptability. Some may have clear guidelines for implementation, including costs and other requirements.

---

**Level 4** There is convincing demonstration that the program is adaptable for use in multiple contexts. Programs at this level are at least adequate with respect to five of the six indicators.

---



**Level 5** There is compelling demonstration that the program is adaptable for use in multiple contexts. Programs address all of the indicators and are able to show that they can be widely used in multiple settings.

The purpose of the Expert Panel is to help practitioners make better-informed decisions by setting forth the experience and insights of others. In the last decade, technology has achieved a critical mass of availability and power. We stand at the opening of a revolutionary pathway built on interactive capabilities. No one knows where this pathway will ultimately lead, but many have contributed to the development of a reliable compass to guide us all forward.

United States  
Department of Education  
ED-Pubs  
8242-B Sandy Court  
Jessup, MD 20794-1398

Official Business  
Penalty for Privacy Use, \$300

Postage and Fees Paid  
U.S. Department of Education  
Permit No. G-17




ORAD 2002-1005  
Office of Educational Research and Improvement  
U.S. Department of Education

ERIC  
Full Text Provided by ERIC



*U.S. Department of Education*  
*Office of Educational Research and Improvement (OERI)*  
*National Library of Education (NLE)*  
*Educational Resources Information Center (ERIC)*



**REPRODUCTION RELEASE**  
(Specific Document)

## NOTICE

### REPRODUCTION BASIS



This document is covered by a signed "Reproduction Release (Blanket) form (on file within the ERIC system), encompassing all or classes of documents from its source organization and, therefore, does not require a "Specific Document" Release form.



This document is Federally-funded, or carries its own permission to reproduce, or is otherwise in the public domain and, therefore, may be reproduced by ERIC without a signed Reproduction Release form (either "Specific Document" or "Blanket").

EFF-089 (9/97)