

DOCUMENT RESUME

ED 437 991

JC 000 125

TITLE Graduate Follow-Up Survey of 1999 Vocational Students.
INSTITUTION Hawaii Univ., Honolulu. Kapiolani Community Coll.
PUB DATE 2000-01-00
NOTE 67p.; Document presented to the college community by the Office of Institutional Research and the Maida Kamber Center.
PUB TYPE Reports - Research (143)
EDRS PRICE MF01/PC03 Plus Postage.
DESCRIPTORS Community Colleges; Employment; Graduate Surveys; Institutional Research; *Outcomes of Education; Program Evaluation; *Student Attitudes; Student Surveys; Two Year Colleges; *Vocational Followup
IDENTIFIERS *University of Hawaii Kapiolani Community College

ABSTRACT

This report presents the findings of the 1999 survey of vocational graduates from Hawaii's Kapi'olani Community College (KCC). The purpose of this survey is to provide important information about our graduates, the type of employers hiring our graduates, and educational and transfer information useful for educational planning. A total of 140 vocational graduates were identified and contacted by telephone and completed the survey. The most important goals of the graduates were to obtain an Associates degree (46%) and to prepare for transfer (24%). Nineteen percent are working full-time while 34 percent are working part-time. The majority of respondents not employed were seeking work. Approximately 77 percent were working in jobs closely related to their major. About 20 percent of graduates have attended another university or college since graduation and 75 percent plan to continue their education. Contains 8 figures. Contains survey results for each item on the following survey instruments: College-wide, Accounting, Associate Degree Nursing, Dental Assisting, Food Service, Hotel and Restaurant Operations, Information Technology, Legal Education, Marketing, Medical Assisting, Medical Lab Technician, Nurse's Aid, Occupational Therapy Assistant, Respiratory Care, and Travel and Tourism. (RDG)

Reproductions supplied by EDRS are the best that can be made
from the original document.

U.S. DEPARTMENT OF EDUCATION
Office of Educational Research and Improvement
EDUCATIONAL RESOURCES INFORMATION
CENTER (ERIC)

This document has been reproduced as received from the person or organization originating it.

Minor changes have been made to improve reproduction quality.

• Points of view or opinions stated in this document do not necessarily represent official OERI position or policy.



PERMISSION TO REPRODUCE AND
DISSEMINATE THIS MATERIAL HAS
BEEN GRANTED BY

F. Abou-Sayf

TO THE EDUCATIONAL RESOURCES
INFORMATION CENTER (ERIC)

1

GRADUATE FOLLOW-UP SURVEY OF 1999 VOCATIONAL STUDENTS

Office of Institutional Research
&
Maida Kamber Center

JC000125

BEST COPY AVAILABLE

Kapi'olani Community College
Honolulu Hawaii'i 96816
January 2000



GRADUATE FOLLOW-UP SURVEY OF 1999 VOCATIONAL STUDENTS

Office of Institutional Research
&
Maida Kamber Center

Kapi'olani Community College
Honolulu Hawai'i 96816
January 2000

UNIVERSITY OF HAWAII - KAPI'OLANI COMMUNITY COLLEGE

The Office of Institutional Research and the Maida Kamber Center are pleased to present to the college community the sixth Annual Vocational Graduate Survey. The purpose of the survey is to provide important information about our graduates, the type of employers hiring our graduates and educational and transfer information useful for educational planning.

A total of 267 vocational education graduates were identified and 140 of them 52% completed the survey. The information was gathered over a two-month period in September and October 1999. The graduates were contacted by telephone. At least three attempts were made to contact each graduate. Data were analyzed for the entire college and for each program for which at least five responses were obtained. The major findings are summarized below.

The most important goals for the majority of the graduates have been to prepare for transfer 24% and to obtain AS degree 46%. KCC students continue to enjoy good employment status. Nineteen percent of those surveyed are working full-time while 34% are working part-time. The majority of those who are not working are seeking work. Approximately 77% of graduates are working in jobs closely related to their major. Of those who agreed to answer the question related to their approximate salary, 29% reported a salary between \$10,000 and \$20,000.

It is interesting to note that 60% of the students surveyed plan to complete a Bachelor's Degree while 10% of them plan to complete a Master's Degree. Twenty percent actually attended another college or university. The majority of those who transferred went to the University of Hawaii at Manoa.

We hope this survey is helpful in planning the educational goals of the college. Faculty and Counselors can communicate relevant career information to students. Suggestions and comments are welcome. The raw data are maintained in the Office of Institutional Research and are available for review.

HIGHLIGHTS OF THE 1999 GRADUATES SURVEY OF VOCATIONAL STUDENTS

- * 267 students were awarded Associate Degree.

- * 140 or 52 % responded to the survey.

- * 75 or 54% of all graduates who responded are employed.


- * Of those employed 57 or 77% are employed in jobs directly related to their major.

- * 19 or 14% are unemployed by choice.

- * 25 or 20% have attended another college or university since graduation.


- * 105 or 75% plan to continue their education.

Overall Satisfaction




The highest possible rating is 4.00

Most Important Goal



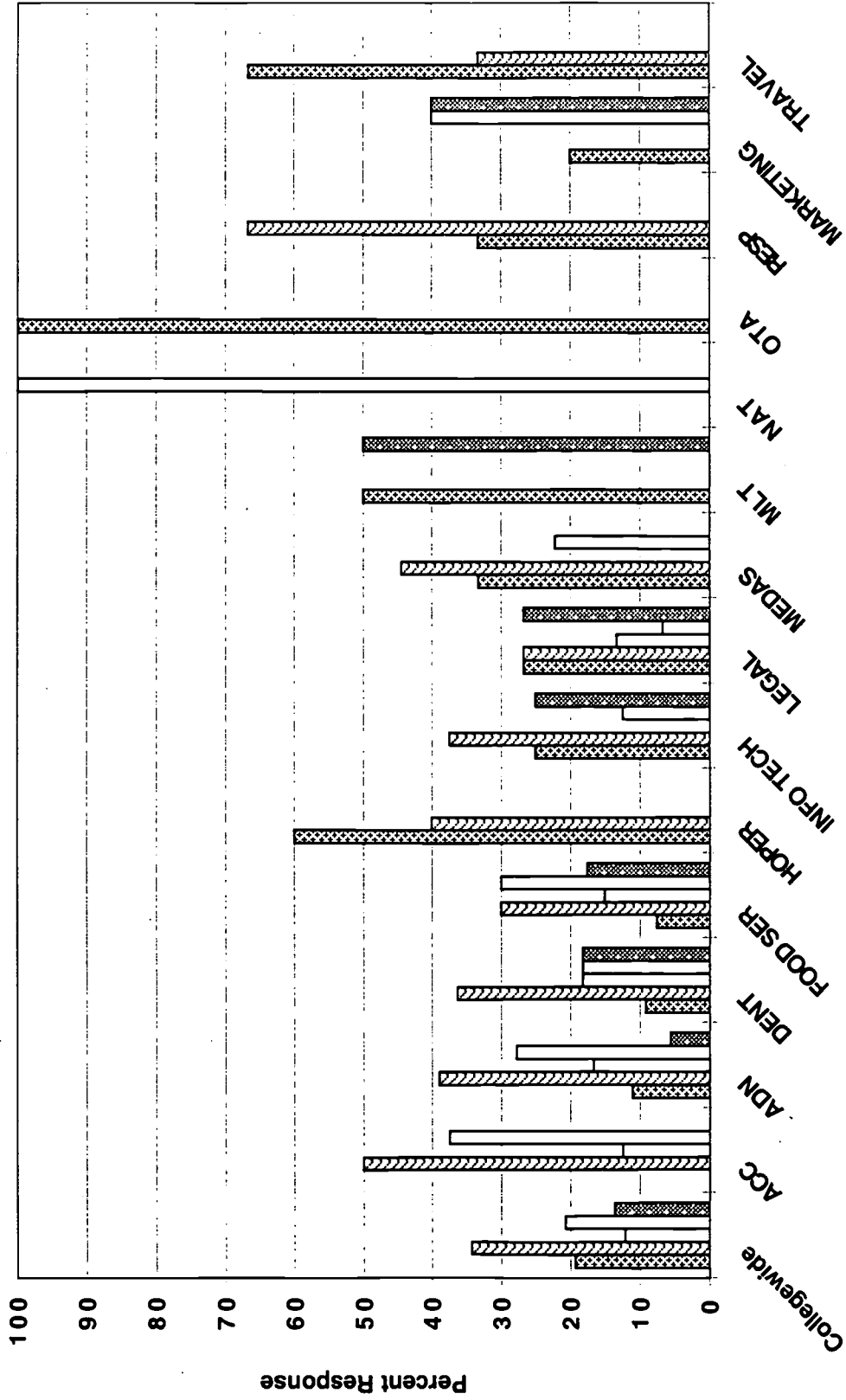
Obtain AS or certificate
 Course for transfer
 Prepare for job
 Improve skills
 Personal interest

Educational Satisfaction of Personal Interest



Very well
 Well
 Poorly
 Very poorly

Employment Status




Employed full time
 Employed part time
 Homemaker
 Seeking work
 Not employed by choice

13

21

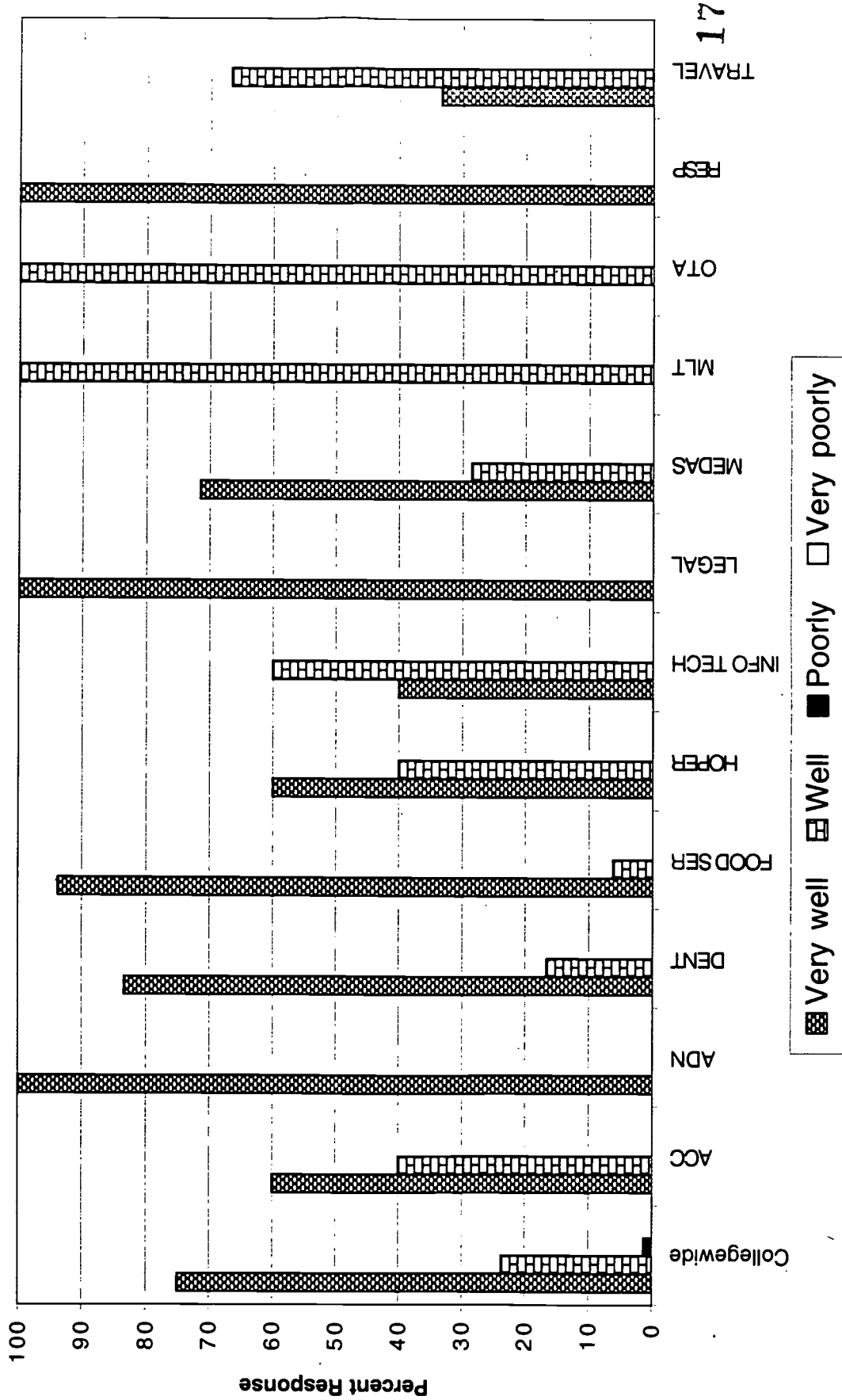
Job Relationship to Education



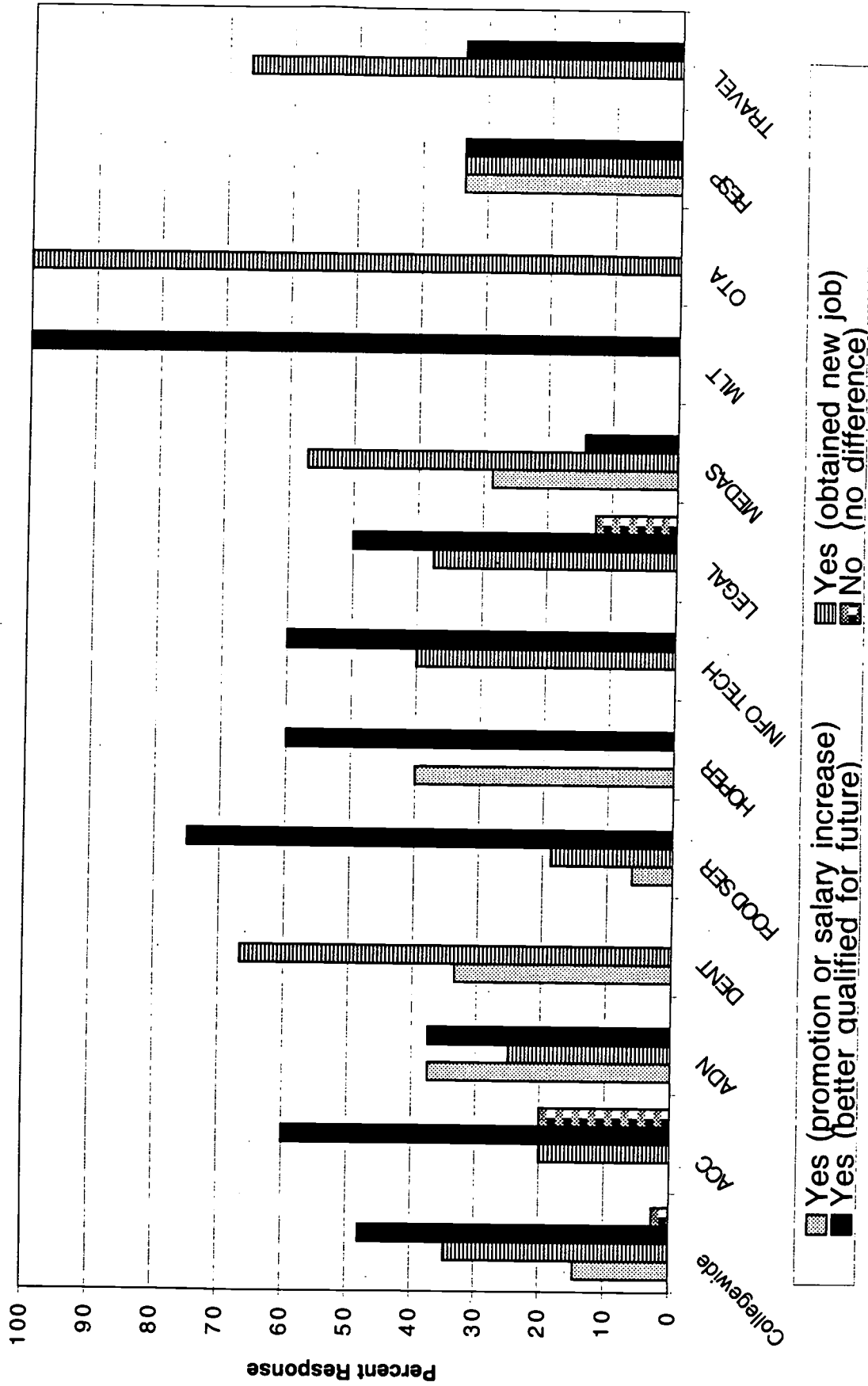
Closely related
 Indirectly related
 Not related at all



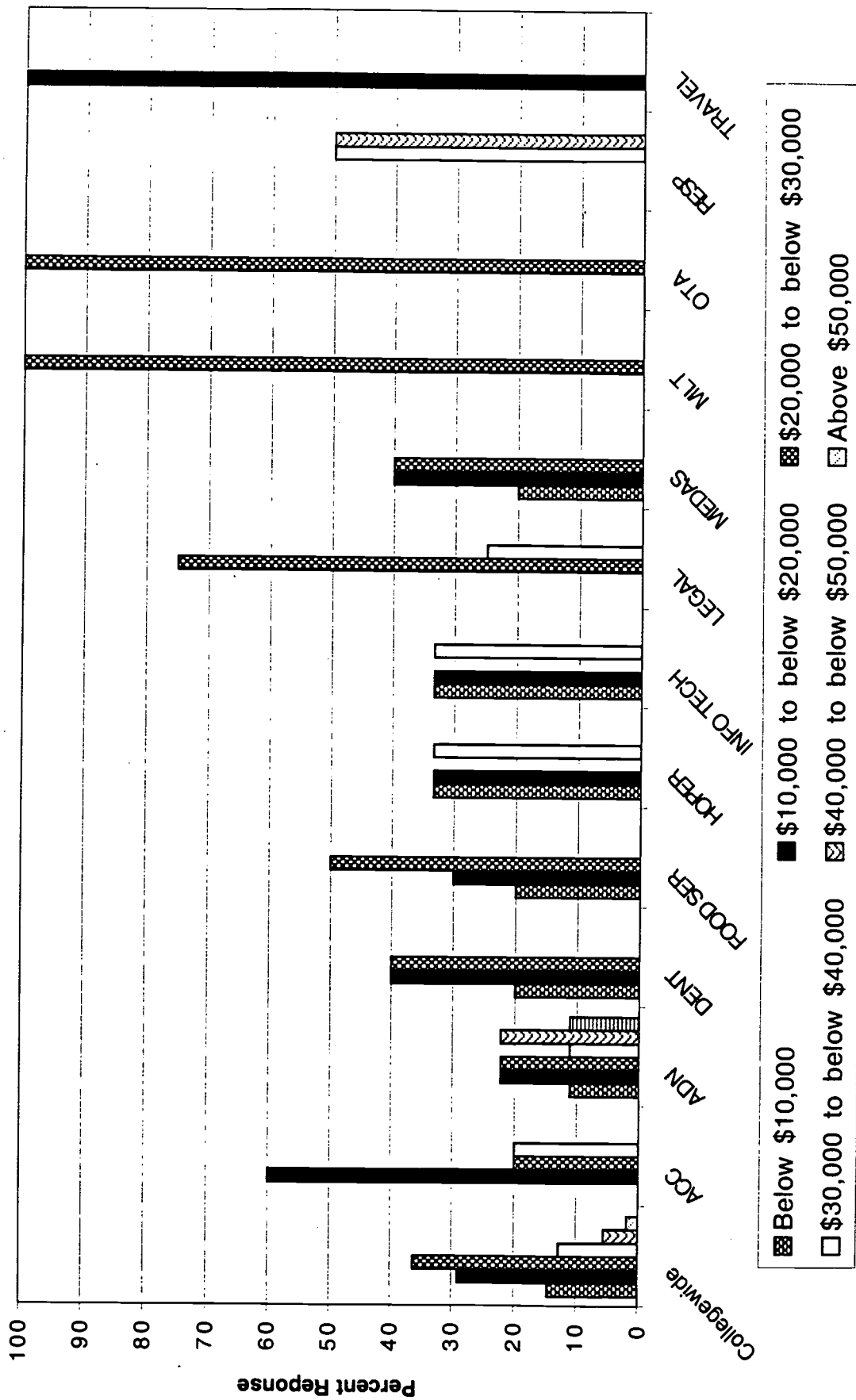
Educational Preparation for Current Job



Educational Difference in Career



Approximate Annual Salary Before Deductions



KCC FALL 1999 GRADUATE TELEPHONE SURVEY RESULTS

COLLEGEWIDE

The Kapiolani Community College Survey of Spring 1999 graduates was conducted in October 1999. A total of 267 students were identified as graduates. The graduates lists were prepared by the Office of Institutional Research. The graduates were contacted by phone. The survey contained 21 items. A total of 140 graduates or 52% completed survey.

1. To obtain an AS degree or certificate in a vocational/technical program.

	Frequency	Percent
Very Important	134	95.71%
Somewhat Important	6	4.29%
Not Important	0	0.00%
Total	140	100.00%

2. To complete courses necessary to transfer to another college.

	Frequency	Percent
Very Important	125	89.29%
Somewhat Important	13	9.29%
Not Important	2	1.43%
Total	140	100.00%

3. To develop specific skills to prepare you for a job or career.

	Frequency	Percent
Very Important	108	77.14%
Somewhat Important	32	22.86%
Not Important	0	0.00%
Total	140	100.00%

4. To improve your skill, knowledge, or competencies in your existing job.

	Frequency	Percent
Very Important	71	51.08%
Somewhat Important	62	44.60%
Not Important	6	4.32%
Total	139	100.00%

5. To increase your knowledge in an area of personal interest, not necessarily to obtain a degree.

	Frequency	Percent
Very Important	22	15.71%
Somewhat Important	67	47.86%
Not Important	51	36.43%
Total	140	100.00%

6. Which of the previous goals was the single most important?

	Frequency	Percent
Obtain AS or certificate	64	45.71%
Course for transfer	34	24.29%
Prepare for job	29	20.71%
Improve skills	12	8.57%
Personal interest	1	0.71%
Total	140	100.00%

7. If you plan to continue your education, what is the highest degree you plan to earn?

	Frequency	Percent
No plans	34	24.46%
Associate degree	3	2.16%
Bachelor's degree	83	59.71%
Master's degree	14	10.07%
Professional degree	4	2.88%
Doctorate	1	0.72%
	<u>139</u>	<u>100.00%</u>

8. How well did the education and training that you received at KCC satisfy your personal interest?

	Frequency	Percent
Very well	95	74.80%
Well	31	24.41%
Poorly	1	0.79%
Very poorly	0	0.00%
Total	<u>127</u>	<u>100.00%</u>

9. Have you attended another college or university since you left KCC?

	Frequency	Percent
Yes	25	19.53%
No	103	80.47%
Total	<u>128</u>	<u>100.00%</u>

If the answer to question 9 was "Yes," graduates were asked questions 10, 11, 12, and 13.
If the answer to question 9 was "No," the survey proceeded to question 14.

10. What is the name of the college you attended?

	Frequency	Percent
UH	15	65.22%
Heald	3	13.04%
Others	5	21.74%
Total	<u>23</u>	<u>100.00%</u>

11. What was or is your program or major there? (See surveys)

	Frequency	Percent
Business	10	45.45%
Nursing	4	18.18%
Others	8	36.36%
Total	<u>22</u>	<u>100.00%</u>

12. Were you able to transfer your KCC credits?

	Frequency	Percent
Yes, almost all	12	46.15%
Yes, some	13	50.00%
Few or none	1	3.85%
Total	<u>26</u>	<u>100.00%</u>

13. How well did the education and training that you received at KCC prepare you for this college?

	Frequency	Percent
Very well	19	70.37%
Well	6	22.22%
Poorly	0	0.00%
Very poorly	2	7.41%
Total	<u>27</u>	<u>100.00%</u>

14. What is your current employment status?

	Frequency	Percent
Employed full time	27	19.29%
Employed part time	48	34.29%
Homemaker	17	12.14%
Seeking work	29	20.71%
Not employed by choice	19	13.57%
Total	140	100.00%

15. What is the name of your current employer?

	Frequency	Percent
Kapiolani Medical	2	4.35%
Kaiser	3	6.52%
KCC	3	6.52%
Queens	4	8.70%
Others	34	73.91%
Total	46	100.00%

16. What is your job title?

	Frequency	Percent
Resp. Therapist	3	4.69%
Medical Assisting	3	4.69%
Chef	11	17.19%
Student help	6	9.38%
Chome Care Operator	3	4.69%
Register Nurse	3	4.69%
Dental Assisting	3	4.69%
Others	32	50.00%
Total	64	100.00%

17. Is your job related to the education and training that you received at KCC?

	Frequency	Percent
Closely related	59	76.62%
Indirectly related	11	14.29%
Not related at all	7	9.09%
Total	77	100.00%

18. How well did the education and training that you received at KCC prepare you for your current job?

	Frequency	Percent
Very well	57	75.00%
Well	18	23.68%
Poorly	1	1.32%
Very poorly	0	0.00%
Total	76	100.00%

19. Did the education and training that you received at KCC make any difference in your career?

	Frequency	Percent
Yes (promotion or salary increase)	11	14.67%
Yes (obtained new job)	26	34.67%
Yes (better qualified for future)	36	48.00%
No (no difference)	2	2.67%
Total	75	100.00%

20. What is your approximate annual/hourly salary before deductions?

	Frequency	Percent
annual: Below \$10,000 (Below \$5)	8	14.55%
\$10,000 to below \$20,000 (\$5 to below	16	29.09%
\$20,000 to below \$30,000 (\$10 to below	20	36.36%
\$30,000 to below \$40,000 (\$15 to below	7	12.73%
\$40,000 to below \$50,000 (\$20 to below	3	5.45%
Above \$50,000 (Above \$25)	1	1.82%
Total	55	100.00%

21. How did you find your job?

	Frequency	Percent
College placement service	1	1.39%
College faculty referral	7	9.72%
Employment agency	1	1.39%
Direct application to employer	21	29.17%
Newspaper	23	31.94%
Family or friends	11	15.28%
Recruitment Personnel	8	11.11%
Total	72	100.00%

Overall Satisfaction

An Overall Satisfaction Rating has been calculated using the results from questions 8, 13, 18, and 19. The Overall Satisfaction Rating is 3.45, with 4 being the highest possible rating.

ACCOUNTING

A total of 35 students were identified as Accounting graduates. The graduates were contacted by phone. The survey contained 21 items. A total of 8 graduates or 23% completed survey. With the exception of items 12 and 13, the percentages shown below are based on 8 = 100%

1. To obtain an AS degree or certificate in a vocational/technical program.

	Frequency	Percent
Very Important	8	100.00%
Somewhat Important	0	0.00%
Not Important	0	0.00%
Total	8	100.00%

2. To complete courses necessary to transfer to another college.

	Frequency	Percent
Very Important	8	100.00%
Somewhat Important	0	0.00%
Not Important	0	0.00%
Total	8	100.00%

3. To develop specific skills to prepare you for a job or career.

	Frequency	Percent
Very Important	5	62.50%
Somewhat Important	3	37.50%
Not Important	0	0.00%
Total	8	100.00%

4. To improve your skill, knowledge, or competencies in your existing job.

	Frequency	Percent
Very Important	4	50.00%
Somewhat Important	4	50.00%
Not Important	0	0.00%
Total	8	100.00%

5. To increase your knowledge in an area of personal interest, not necessarily to obtain a degree.

	Frequency	Percent
Very Important	2	25.00%
Somewhat Important	3	37.50%
Not Important	3	37.50%
Total	8	100.00%

6. Which of the previous goals was the single most important?

	Frequency	Percent
Obtain AS or certificate	2	25.00%
Course for transfer	1	12.50%
Prepare for job	4	50.00%
Improve skills	1	12.50%
Personal interest	0	0.00%
Total	8	100.00%

7. If you plan to continue your education, what is the highest degree you plan to earn?

	Frequency	Percent
No plans	3	37.50%
Associate degree	0	0.00%
Bachelor's degree	5	62.50%
Master's degree	0	0.00%
Professional degree	0	0.00%
Doctorate	0	0.00%
	<hr/>	
	8	100.00%

8. How well did the education and training that you received at KCC satisfy your personal interest?

	Frequency	Percent
Very well	5	83.33%
Well	1	16.67%
Poorly	0	0.00%
Very poorly	0	0.00%
	<hr/>	
Total	6	100.00%

9. Have you attended another college or university since you left KCC?

	Frequency	Percent
Yes	2	28.57%
No	5	71.43%
	<hr/>	
Total	7	100.00%

If the answer to question 9 was "Yes," graduates were asked questions 10, 11, 12, and 13.
If the answer to question 9 was "No," the survey proceeded to question 14.

10. What is the name of the college you attended? (See surveys)

11. What was or is your program or major there? (See surveys)

12. Were you able to transfer your KCC credits?

	Frequency	Percent
Yes, almost all	1	33.33%
Yes, some	1	33.33%
Few or none	1	33.33%
	<hr/>	
Total	3	100.00%

13. How well did the education and training that you received at KCC prepare you for this college?

	Frequency	Percent
Very well	2	66.67%
Well	1	33.33%
Poorly	0	0.00%
Very poorly	0	0.00%
	<hr/>	
Total	3	100.00%

14. What is your current employment status?

	Frequency	Percent
Employed full time	0	0.00%
Employed part time	4	50.00%
Homemaker	1	12.50%
Seeking work	3	37.50%
Not employed by choice	0	0.00%
	<hr/>	
Total	8	100.00%

15. What is the name of your current employer? (See specific program reports.)

16. What is your job title? (See specific program reports.)

17. Is your job related to the education and training that you received at KCC?

	Frequency	Percent
Closely related	3	60.00%
Indirectly related	2	40.00%
Not related at all	0	0.00%
Total	5	100.00%

18. How well did the education and training that you received at KCC prepare you for your current job?

	Frequency	Percent
Very well	3	60.00%
Well	2	40.00%
Poorly	0	0.00%
Very poorly	0	0.00%
Total	5	100.00%

19. Did the education and training that you received at KCC make any difference in your career?

	Frequency	Percent
Yes (promotion or salary increase)	0	0.00%
Yes (obtained new job)	1	20.00%
Yes (better qualified for future)	3	60.00%
No (no difference)	1	20.00%
Total	5	100.00%

20. What is your approximate annual/hourly salary before deductions?

	Frequency	Percent
annual: Below \$10,000 (Below \$5)	0	0.00%
\$10,000 to below \$20,000 (\$5 to below \$10)	3	60.00%
\$20,000 to below \$30,000 (\$10 to below \$15)	1	20.00%
\$30,000 to below \$40,000 (\$15 to below \$20)	1	20.00%
\$40,000 to below \$50,000 (\$20 to below \$25)	0	0.00%
Above \$50,000 (Above \$25)	0	0.00%
Total	5	100.00%

21. How did you find your job?

	Frequency	Percent
College placement service	1	16.67%
College faculty referral	2	33.33%
Employment agency	0	0.00%
Direct application to employer	0	0.00%
Newspaper	1	16.67%
Family or friends	1	16.67%
Recruitment Personnel	1	16.67%
Total	6	100.00%

Overall Satisfaction

An Overall Satisfaction Rating has been calculated using the results from questions 8, 13, 18, and 19. The Overall Satisfaction Rating is 3.26, with 4 being the highest possible rating.

ASSOCIATE DEGREE NURSING

A total of 51 students were identified as Associate Degree graduates. The graduates were contacted by phone. The survey contained 21 items. A total of 18 graduates or 35% completed survey. With the exception of items 12 and 13, the percentages shown below are based on 18 = 100%

1. To obtain an AS degree or certificate in a vocational/technical program.

	Frequency	Percent
Very Important	17	94.44%
Somewhat Important	1	5.56%
Not Important	0	0.00%
Total	18	100.00%

2. To complete courses necessary to transfer to another college.

	Frequency	Percent
Very Important	13	72.22%
Somewhat Important	3	16.67%
Not Important	2	11.11%
Total	18	100.00%

3. To develop specific skills to prepare you for a job or career.

	Frequency	Percent
Very Important	13	72.22%
Somewhat Important	5	27.78%
Not Important	0	0.00%
Total	18	100.00%

4. To improve your skill, knowledge, or competencies in your existing job.

	Frequency	Percent
Very Important	13	72.22%
Somewhat Important	4	22.22%
Not Important	1	5.56%
Total	18	100.00%

5. To increase your knowledge in an area of personal interest, not necessarily to obtain a degree.

	Frequency	Percent
Very Important	1	5.56%
Somewhat Important	12	66.67%
Not Important	5	27.78%
Total	18	100.00%

6. Which of the previous goals was the single most important?

	Frequency	Percent
Obtain AS or certificate	6	33.33%
Course for transfer	5	27.78%
Prepare for job	4	22.22%
Improve skills	3	16.67%
Personal interest	0	0.00%
Total	18	100.00%

7. If you plan to continue your education, what is the highest degree you plan to earn?

	Frequency	Percent
No plans	7	38.89%
Associate degree	0	0.00%
Bachelor's degree	10	55.56%
Master's degree	1	5.56%
Professional degree	0	0.00%
Doctorate	0	0.00%
	<u>18</u>	<u>100.00%</u>

8. How well did the education and training that you received at KCC satisfy your personal interest?

	Frequency	Percent
Very well	13	81.25%
Well	3	18.75%
Poorly	0	0.00%
Very poorly	0	0.00%
Total	<u>16</u>	<u>100.00%</u>

9. Have you attended another college or university since you left KCC?

	Frequency	Percent
Yes	4	23.53%
No	13	76.47%
Total	<u>17</u>	<u>100.00%</u>

If the answer to question 9 was "Yes," graduates were asked questions 10, 11, 12, and 13,
If the answer to question 9 was "No," the survey proceeded to question 14.

10. What is the name of the college you attended? (See surveys)

11. What was or is your program or major there? (See surveys)

12. Were you able to transfer your KCC credits?

	Frequency	Percent
Yes, almost all	2	50.00%
Yes, some	2	50.00%
Few or none	0	0.00%
Total	<u>4</u>	<u>100.00%</u>

13. How well did the education and training that you received at KCC prepare you for this college?

	Frequency	Percent
Very well	3	100.00%
Well	0	0.00%
Poorly	0	0.00%
Very poorly	0	0.00%
Total	<u>3</u>	<u>100.00%</u>

14. What is your current employment status?

	Frequency	Percent
Employed full time	2	11.11%
Employed part time	7	38.89%
Homemaker	3	16.67%
Seeking work	5	27.78%
Not employed by choice	1	5.56%
Total	<u>18</u>	<u>100.00%</u>

15. What is the name of your current employer? (See specific program reports.)

16. What is your job title? (See specific program reports.)

17. Is your job related to the education and training that you received at KCC?

	Frequency	Percent
Closely related	8	88.89%
Indirectly related	1	11.11%
Not related at all	0	0.00%
Total	9	100.00%

18. How well did the education and training that you received at KCC prepare you for your current job?

	Frequency	Percent
Very well	8	100.00%
Well	0	0.00%
Poorly	0	0.00%
Very poorly	0	0.00%
Total	8	100.00%

19. Did the education and training that you received at KCC make any difference in your career?

	Frequency	Percent
Yes (promotion or salary increase)	3	37.50%
Yes (obtained new job)	2	25.00%
Yes (better qualified for future)	3	37.50%
No (no difference)	0	0.00%
Total	8	100.00%

20. What is your approximate annual/hourly salary before deductions?

	Frequency	Percent
annual: Below \$10,000 (Below \$5)	1	11.11%
\$10,000 to below \$20,000 (\$5 to below \$10)	2	22.22%
\$20,000 to below \$30,000 (\$10 to below \$15)	2	22.22%
\$30,000 to below \$40,000 (\$15 to below \$20)	1	11.11%
\$40,000 to below \$50,000 (\$20 to below \$25)	2	22.22%
Above \$50,000 (Above \$25)	1	11.11%
Total	9	100.00%

21. How did you find your job?

	Frequency	Percent
College placement service	0	0.00%
College faculty referral	0	0.00%
Employment agency	0	0.00%
Direct application to employer	3	50.00%
Newspaper	1	16.67%
Family or friends	2	33.33%
Recruitment Personnel	0	0.00%
Total	6	100.00%

Overall Satisfaction

An Overall Satisfaction Rating has been calculated using the results from questions 8, 13, 18, and 19. The Overall Satisfaction Rating is 3.66, with 4 being the highest possible rating.

DENTAL ASSISTING

A total of 11 students were identified as Dental Assisting graduates. The graduates were contacted by phone. The survey contained 21 items. A total of 11 graduates or 100% completed survey. With the exception of items 12 and 13, the percentages shown below are based on 11 = 100%

1. To obtain an AS degree or certificate in a vocational/technical program.

	Frequency	Percent
Very Important	10	90.91%
Somewhat Important	1	9.09%
Not Important	0	0.00%
Total	11	100.00%

2. To complete courses necessary to transfer to another college.

	Frequency	Percent
Very Important	11	100.00%
Somewhat Important	0	0.00%
Not Important	0	0.00%
Total	11	100.00%

3. To develop specific skills to prepare you for a job or career.

	Frequency	Percent
Very Important	10	90.91%
Somewhat Important	1	9.09%
Not Important	0	0.00%
Total	11	100.00%

4. To improve your skill, knowledge, or competencies in your existing job.

	Frequency	Percent
Very Important	8	72.73%
Somewhat Important	2	18.18%
Not Important	1	9.09%
Total	11	100.00%

5. To increase your knowledge in an area of personal interest, not necessarily to obtain a degree.

	Frequency	Percent
Very Important	7	63.64%
Somewhat Important	2	18.18%
Not Important	2	18.18%
Total	11	100.00%

6. Which of the previous goals was the single most important?

	Frequency	Percent
Obtain AS or certificate	1	9.09%
Course for transfer	4	36.36%
Prepare for job	2	18.18%
Improve skills	4	36.36%
Personal interest	0	0.00%
Total	11	100.00%

7. If you plan to continue your education, what is the highest degree you plan to earn?

	Frequency	Percent
No plans	3	27.27%
Associate degree	0	0.00%
Bachelor's degree	7	63.64%
Master's degree	0	0.00%
Professional degree	1	9.09%
Doctorate	0	0.00%
	<u>11</u>	<u>100.00%</u>

8. How well did the education and training that you received at KCC satisfy your personal interest?

	Frequency	Percent
Very well	8	72.73%
Well	3	27.27%
Poorly	0	0.00%
Very poorly	0	0.00%
Total	<u>11</u>	<u>100.00%</u>

9. Have you attended another college or university since you left KCC?

	Frequency	Percent
Yes	8	80.00%
No	2	20.00%
Total	<u>10</u>	<u>100.00%</u>

If the answer to question 9 was "Yes," graduates were asked questions 10, 11, 12, and 13.
If the answer to question 9 was "No," the survey proceeded to question 14.

10. What is the name of the college you attended? (See surveys)

11. What was or is your program or major there? (See surveys)

12. Were you able to transfer your KCC credits?

	Frequency	Percent
Yes, almost all	0	0.00%
Yes, some	1	100.00%
Few or none	0	0.00%
Total	<u>1</u>	<u>100.00%</u>

13. How well did the education and training that you received at KCC prepare you for this college?

	Frequency	Percent
Very well	1	100.00%
Well	0	0.00%
Poorly	0	0.00%
Very poorly	0	0.00%
Total	<u>1</u>	<u>100.00%</u>

14. What is your current employment status?

	Frequency	Percent
Employed full time	1	9.09%
Employed part time	4	36.36%
Homemaker	2	18.18%
Seeking work	2	18.18%
Not employed by choice	2	18.18%
Total	<u>11</u>	<u>100.00%</u>

15. What is the name of your current employer? (See specific program reports.)

16. What is your job title? (See specific program reports.)

17. Is your job related to the education and training that you received at KCC?

	Frequency	Percent
Closely related	5	83.33%
Indirectly related	1	16.67%
Not related at all	0	0.00%
Total	6	100.00%

18. How well did the education and training that you received at KCC prepare you for your current job?

	Frequency	Percent
Very well	5	83.33%
Well	1	16.67%
Poorly	0	0.00%
Very poorly	0	0.00%
Total	6	100.00%

19. Did the education and training that you received at KCC make any difference in your career?

	Frequency	Percent
Yes (promotion or salary increase)	2	33.33%
Yes (obtained new job)	4	66.67%
Yes (better qualified for future)	0	0.00%
No (no difference)	0	0.00%
Total	6	100.00%

20. What is your approximate annual/hourly salary before deductions?

	Frequency	Percent
annual: Below \$10,000 (Below \$5)	1	20.00%
\$10,000 to below \$20,000 (\$5 to below \$10)	2	40.00%
\$20,000 to below \$30,000 (\$10 to below \$15)	2	40.00%
\$30,000 to below \$40,000 (\$15 to below \$20)	0	0.00%
\$40,000 to below \$50,000 (\$20 to below \$25)	0	0.00%
Above \$50,000 (Above \$25)	0	0.00%
Total	5	100.00%

21. How did you find your job?

	Frequency	Percent
College placement service	0	0.00%
College faculty referral	0	0.00%
Employment agency	0	0.00%
Direct application to employer	4	66.67%
Newspaper	2	33.33%
Family or friends	0	0.00%
Recruitment Personnel	0	0.00%
Total	6	100.00%

Overall Satisfaction

An Overall Satisfaction Rating has been calculated using the results from questions 8, 13, 18, and 19. The Overall Satisfaction Rating is 3.67, with 4 being the highest possible rating.

FOOD SERVICE

A total of 61 students were identified as Food Service graduates. The graduates were contacted by phone. The survey contained 21 items. A total of 40 graduates or 66% completed survey. With the exception of items 12 and 13, the percentages shown below are based on 40 = 100%

1. To obtain an AS degree or certificate in a vocational/technical program.

	Frequency	Percent
Very Important	40	100.00%
Somewhat Important	0	0.00%
Not Important	0	0.00%
Total	40	100.00%

2. To complete courses necessary to transfer to another college.

	Frequency	Percent
Very Important	38	95.00%
Somewhat Important	2	5.00%
Not Important	0	0.00%
Total	40	100.00%

3. To develop specific skills to prepare you for a job or career.

	Frequency	Percent
Very Important	30	75.00%
Somewhat Important	10	25.00%
Not Important	0	0.00%
Total	40	100.00%

4. To improve your skill, knowledge, or competencies in your existing job.

	Frequency	Percent
Very Important	17	42.50%
Somewhat Important	22	55.00%
Not Important	1	2.50%
Total	40	100.00%

5. To increase your knowledge in an area of personal interest, not necessarily to obtain a degree.

	Frequency	Percent
Very Important	4	10.00%
Somewhat Important	16	40.00%
Not Important	20	50.00%
Total	40	100.00%

6. Which of the previous goals was the single most important?

	Frequency	Percent
Obtain AS or certificate	17	42.50%
Course for transfer	11	27.50%
Prepare for job	9	22.50%
Improve skills	2	5.00%
Personal interest	1	2.50%
Total	40	100.00%

7. If you plan to continue your education, what is the highest degree you plan to earn?

	Frequency	Percent
No plans	11	27.50%
Associate degree	0	0.00%
Bachelor's degree	28	70.00%
Master's degree	1	2.50%
Professional degree	0	0.00%
Doctorate	0	0.00%
	<hr/>	
	40	100.00%

8. How well did the education and training that you received at KCC satisfy your personal interest?

	Frequency	Percent
Very well	29	74.36%
Well	10	25.64%
Poorly	0	0.00%
Very poorly	0	0.00%
	<hr/>	
Total	39	100.00%

9. Have you attended another college or university since you left KCC?

	Frequency	Percent
Yes	4	10.00%
No	36	90.00%
	<hr/>	
Total	40	100.00%

If the answer to question 9 was "Yes," graduates were asked questions 10, 11, 12, and 13,
If the answer to question 9 was "No," the survey proceeded to question 14.

10. What is the name of the college you attended? (See surveys)

11. What was or is your program or major there? (See surveys)

12. Were you able to transfer your KCC credits?

	Frequency	Percent
Yes, almost all	2	50.00%
Yes, some	2	50.00%
Few or none	0	0.00%
	<hr/>	
Total	4	100.00%

13. How well did the education and training that you received at KCC prepare you for this college?

	Frequency	Percent
Very well	1	33.33%
Well	2	66.67%
Poorly	0	0.00%
Very poorly	0	0.00%
	<hr/>	
Total	3	100.00%

14. What is your current employment status?

	Frequency	Percent
Employed full time	3	7.50%
Employed part time	12	30.00%
Homemaker	6	15.00%
Seeking work	12	30.00%
Not employed by choice	7	17.50%
	<hr/>	
Total	40	100.00%

15. What is the name of your current employer? (See specific program reports.)

16. What is your job title? (See specific program reports.)

17. Is your job related to the education and training that you received at KCC?

	Frequency	Percent
Closely related	14	87.50%
Indirectly related	2	12.50%
Not related at all	0	0.00%
Total	16	100.00%

18. How well did the education and training that you received at KCC prepare you for your current job?

	Frequency	Percent
Very well	15	93.75%
Well	1	6.25%
Poorly	0	0.00%
Very poorly	0	0.00%
Total	16	100.00%

19. Did the education and training that you received at KCC make any difference in your career?

	Frequency	Percent
Yes (promotion or salary increase)	1	6.25%
Yes (obtained new job)	3	18.75%
Yes (better qualified for future)	12	75.00%
No (no difference)	0	0.00%
Total	16	100.00%

20. What is your approximate annual/hourly salary before deductions?

	Frequency	Percent
annual: Below \$10,000 (Below \$5)	2	20.00%
\$10,000 to below \$20,000 (\$5 to below \$10)	3	30.00%
\$20,000 to below \$30,000 (\$10 to below \$15)	5	50.00%
\$30,000 to below \$40,000 (\$15 to below \$20)	0	0.00%
\$40,000 to below \$50,000 (\$20 to below \$25)	0	0.00%
Above \$50,000 (Above \$25)	0	0.00%
Total	10	100.00%

21. How did you find your job?

	Frequency	Percent
College placement service	0	0.00%
College faculty referral	0	0.00%
Employment agency	0	0.00%
Direct application to employer	4	25.00%
Newspaper	7	43.75%
Family or friends	3	18.75%
Recruitment Personnel	2	12.50%
Total	16	100.00%

Overall Satisfaction

An Overall Satisfaction Rating has been calculated using the results from questions 8, 13, 18, and 19. The Overall Satisfaction Rating is 3.46, with 4 being the highest possible rating.

HOTEL & RESTAURANT OPERATIONS

A total of 20 students were identified as Hotel & Restaurant Operations graduates. The graduates were contacted by phone. The survey contained 21 items. A total of 5 graduates or 25% completed survey. With the exception of items 12 and 13, the percentages shown below are based on 5 = 100%

1. To obtain an AS degree or certificate in a vocational/technical program.

	Frequency	Percent
Very Important	4	80.00%
Somewhat Important	1	20.00%
Not Important	0	0.00%
Total	5	100.00%

2. To complete courses necessary to transfer to another college.

	Frequency	Percent
Very Important	2	40.00%
Somewhat Important	3	60.00%
Not Important	0	0.00%
Total	5	100.00%

3. To develop specific skills to prepare you for a job or career.

	Frequency	Percent
Very Important	2	40.00%
Somewhat Important	3	60.00%
Not Important	0	0.00%
Total	5	100.00%

4. To improve your skill, knowledge, or competencies in your existing job.

	Frequency	Percent
Very Important	2	40.00%
Somewhat Important	3	60.00%
Not Important	0	0.00%
Total	5	100.00%

5. To increase your knowledge in an area of personal interest, not necessarily to obtain a degree.

	Frequency	Percent
Very Important	0	0.00%
Somewhat Important	3	60.00%
Not Important	2	40.00%
Total	5	100.00%

6. Which of the previous goals was the single most important?

	Frequency	Percent
Obtain AS or certificate	4	80.00%
Course for transfer	0	0.00%
Prepare for job	0	0.00%
Improve skills	1	20.00%
Personal interest	0	0.00%
Total	5	100.00%

7. If you plan to continue your education, what is the highest degree you plan to earn?

	Frequency	Percent
No plans	0	0.00%
Associate degree	1	20.00%
Bachelor's degree	3	60.00%
Master's degree	1	20.00%
Professional degree	0	0.00%
Doctorate	0	0.00%
	<hr/>	
	5	100.00%

8. How well did the education and training that you received at KCC satisfy your personal interest?

	Frequency	Percent
Very well	2	50.00%
Well	2	50.00%
Poorly	0	0.00%
Very poorly	0	0.00%
Total	<hr/>	
	4	100.00%

9. Have you attended another college or university since you left KCC?

	Frequency	Percent
Yes	0	0.00%
No	4	100.00%
Total	<hr/>	
	4	100.00%

If the answer to question 9 was "Yes," graduates were asked questions 10, 11, 12, and 13;
If the answer to question 9 was "No," the survey proceeded to question 14.

10. What is the name of the college you attended? (See surveys)

11. What was or is your program or major there? (See surveys)

12. Were you able to transfer your KCC credits?

	Frequency	Percent
Yes, almost all	0	0.00%
Yes, some	0	0.00%
Few or none	0	0.00%
Total	<hr/>	
	0	100.00%

13. How well did the education and training that you received at KCC prepare you for this college?

	Frequency	Percent
Very well	0	0.00%
Well	0	0.00%
Poorly	0	0.00%
Very poorly	0	0.00%
Total	<hr/>	
	0	100.00%

14. What is your current employment status?

	Frequency	Percent
Employed full time	3	60.00%
Employed part time	2	40.00%
Homemaker	0	0.00%
Seeking work	0	0.00%
Not employed by choice	0	0.00%
Total	<hr/>	
	5	100.00%

15. What is the name of your current employer? (See specific program reports.)

16. What is your job title? (See specific program reports.)

17. Is your job related to the education and training that you received at KCC?

	Frequency	Percent
Closely related	0	0.00%
Indirectly related	1	20.00%
Not related at all	4	80.00%
Total	5	100.00%

18. How well did the education and training that you received at KCC prepare you for your current job?

	Frequency	Percent
Very well	3	60.00%
Well	2	40.00%
Poorly	0	0.00%
Very poorly	0	0.00%
Total	5	100.00%

19. Did the education and training that you received at KCC make any difference in your career?

	Frequency	Percent
Yes (promotion or salary increase)	2	40.00%
Yes (obtained new job)	0	0.00%
Yes (better qualified for future)	3	60.00%
No (no difference)	0	0.00%
Total	5	100.00%

20. What is your approximate annual/hourly salary before deductions?

annual:	Frequency	Percent
Below \$10,000 (Below \$5)	1	33.33%
\$10,000 to below \$20,000 (\$5 to below \$10)	1	33.33%
\$20,000 to below \$30,000 (\$10 to below \$15)	0	0.00%
\$30,000 to below \$40,000 (\$15 to below \$20)	1	33.33%
\$40,000 to below \$50,000 (\$20 to below \$25)	0	0.00%
Above \$50,000 (Above \$25)	0	0.00%
Total	3	100.00%

21. How did you find your job?

	Frequency	Percent
College placement service	0	0.00%
College faculty referral	0	0.00%
Employment agency	0	0.00%
Direct application to employer	0	0.00%
Newspaper	2	50.00%
Family or friends	0	0.00%
Recruitment Personnel	2	50.00%
Total	4	100.00%

Overall Satisfaction

An Overall Satisfaction Rating has been calculated using the results from questions 8, 13, 18, and 19. The Overall Satisfaction Rating is 3.29, with 4 being the highest possible rating.

INFORMATION TECHNOLOGY

A total of 22 students were identified as Information Technology graduates. The graduates were contacted by phone. The survey contained 21 items. A total of 8 graduates or 36% completed survey. With the exception of items 12 and 13, the percentages shown below are based on 8 = 100%

1. To obtain an AS degree or certificate in a vocational/technical program.

	Frequency	Percent
Very Important	8	100.00%
Somewhat Important	0	0.00%
Not Important	0	0.00%
Total	8	100.00%

2. To complete courses necessary to transfer to another college.

	Frequency	Percent
Very Important	7	87.50%
Somewhat Important	1	12.50%
Not Important	0	0.00%
Total	8	100.00%

3. To develop specific skills to prepare you for a job or career.

	Frequency	Percent
Very Important	7	87.50%
Somewhat Important	1	12.50%
Not Important	0	0.00%
Total	8	100.00%

4. To improve your skill, knowledge, or competencies in your existing job.

	Frequency	Percent
Very Important	2	25.00%
Somewhat Important	6	75.00%
Not Important	0	0.00%
Total	8	100.00%

5. To increase your knowledge in an area of personal interest, not necessarily to obtain a degree.

	Frequency	Percent
Very Important	1	12.50%
Somewhat Important	3	37.50%
Not Important	4	50.00%
Total	8	100.00%

6. Which of the previous goals was the single most important?

	Frequency	Percent
Obtain AS or certificate	5	62.50%
Course for transfer	2	25.00%
Prepare for job	1	12.50%
Improve skills	0	0.00%
Personal interest	0	0.00%
Total	8	100.00%

7. If you plan to continue your education, what is the highest degree you plan to earn?

	Frequency	Percent
No plans	0	0.00%
Associate degree	0	0.00%
Bachelor's degree	6	75.00%
Master's degree	2	25.00%
Professional degree	0	0.00%
Doctorate	0	0.00%
	<hr/>	
	8	100.00%

8. How well did the education and training that you received at KCC satisfy your personal interest?

	Frequency	Percent
Very well	6	75.00%
Well	2	25.00%
Poorly	0	0.00%
Very poorly	0	0.00%
	<hr/>	
Total	8	100.00%

9. Have you attended another college or university since you left KCC?

	Frequency	Percent
Yes	3	50.00%
No	3	50.00%
	<hr/>	
Total	6	100.00%

If the answer to question 9 was "Yes," graduates were asked questions 10, 11, 12, and 13,
If the answer to question 9 was "No," the survey proceeded to question 14.

10. What is the name of the college you attended? (See surveys)

11. What was or is your program or major there? (See surveys)

12. Were you able to transfer your KCC credits? .

	Frequency	Percent
Yes, almost all	0	0.00%
Yes, some	1	33.33%
Few or none	2	66.67%
	<hr/>	
Total	3	100.00%

13. How well did the education and training that you received at KCC prepare you for this college?

	Frequency	Percent
Very well	2	66.67%
Well	1	33.33%
Poorly	0	0.00%
Very poorly	0	0.00%
	<hr/>	
Total	3	100.00%

14. What is your current employment status?

	Frequency	Percent
Employed full time	2	25.00%
Employed part time	3	37.50%
Homemaker	0	0.00%
Seeking work	1	12.50%
Not employed by choice	2	25.00%
	<hr/>	
Total	8	100.00%

15. What is the name of your current employer? (See specific program reports.)

16. What is your job title? (See specific program reports.)

17. Is your job related to the education and training that you received at KCC?

	Frequency	Percent
Closely related	3	60.00%
Indirectly related	1	20.00%
Not related at all	1	20.00%
Total	5	100.00%

18. How well did the education and training that you received at KCC prepare you for your current job?

	Frequency	Percent
Very well	2	40.00%
Well	3	60.00%
Poorly	0	0.00%
Very poorly	0	0.00%
Total	5	100.00%

19. Did the education and training that you received at KCC make any difference in your career?

	Frequency	Percent
Yes (promotion or salary increase)	0	0.00%
Yes (obtained new job)	2	40.00%
Yes (better qualified for future)	3	60.00%
No (no difference)	0	0.00%
Total	5	100.00%

20. What is your approximate annual/hourly salary before deductions?

	Frequency	Percent
annual: Below \$10,000 (Below \$5)	1	33.33%
\$10,000 to below \$20,000 (\$5 to below \$10)	1	33.33%
\$20,000 to below \$30,000 (\$10 to below \$15)	0	0.00%
\$30,000 to below \$40,000 (\$15 to below \$20)	1	33.33%
\$40,000 to below \$50,000 (\$20 to below \$25)	0	0.00%
Above \$50,000 (Above \$25)	0	0.00%
Total	3	100.00%

21. How did you find your job?

	Frequency	Percent
College placement service	0	0.00%
College faculty referral	1	20.00%
Employment agency	1	20.00%
Direct application to employer	2	40.00%
Newspaper	0	0.00%
Family or friends	1	20.00%
Recruitment Personnel	0	0.00%
Total	5	100.00%

Overall Satisfaction

An Overall Satisfaction Rating has been calculated using the results from questions 8, 13, 18, and 19. The Overall Satisfaction Rating is 3.44, with 4 being the highest possible rating.

LEGAL EDUCATION

A total of 31 students were identified as Legal Education graduates. The graduates were contacted by phone. The survey contained 21 items. A total of 15 graduates or 48% completed survey. With the exception of items 12 and 13, the percentages shown below are based on 15 =100%

1. To obtain an AS degree or certificate in a vocational/technical program.

	Frequency	Percent
Very Important	14	93.33%
Somewhat Important	1	6.67%
Not Important	0	0.00%
Total	15	100.00%

2. To complete courses necessary to transfer to another college.

	Frequency	Percent
Very Important	14	93.33%
Somewhat Important	1	6.67%
Not Important	0	0.00%
Total	15	100.00%

3. To develop specific skills to prepare you for a job or career.

	Frequency	Percent
Very Important	14	93.33%
Somewhat Important	1	6.67%
Not Important	0	0.00%
Total	15	100.00%

4. To improve your skill, knowledge, or competencies in your existing job.

	Frequency	Percent
Very Important	7	50.00%
Somewhat Important	7	50.00%
Not Important	0	0.00%
Total	14	100.00%

5. To increase your knowledge in an area of personal interest, not necessarily to obtain a degree.

	Frequency	Percent
Very Important	2	13.33%
Somewhat Important	12	80.00%
Not Important	1	6.67%
Total	15	100.00%

6. Which of the previous goals was the single most important?

	Frequency	Percent
Obtain AS or certificate	9	60.00%
Course for transfer	3	20.00%
Prepare for job	3	20.00%
Improve skills	0	0.00%
Personal interest	0	0.00%
Total	15	100.00%

7. If you plan to continue your education, what is the highest degree you plan to earn?

	Frequency	Percent
No plans	4	26.67%
Associate degree	0	0.00%
Bachelor's degree	3	20.00%
Master's degree	4	26.67%
Professional degree	3	20.00%
Doctorate	1	6.67%
	<u>15</u>	<u>100.00%</u>

8. How well did the education and training that you received at KCC satisfy your personal interest?

	Frequency	Percent
Very well	13	92.86%
Well	0	0.00%
Poorly	1	7.14%
Very poorly	0	0.00%
Total	<u>14</u>	<u>100.00%</u>

9. Have you attended another college or university since you left KCC?

	Frequency	Percent
Yes	4	30.77%
No	9	69.23%
Total	<u>13</u>	<u>100.00%</u>

If the answer to question 9 was "Yes," graduates were asked questions 10, 11, 12, and 13,
If the answer to question 9 was "No," the survey proceeded to question 14.

10. What is the name of the college you attended? (See surveys)

11. What was or is your program or major there? (See surveys)

12. Were you able to transfer your KCC credits?

	Frequency	Percent
Yes, almost all	1	25.00%
Yes, some	3	75.00%
Few or none	0	0.00%
Total	<u>4</u>	<u>100.00%</u>

13. How well did the education and training that you received at KCC prepare you for this college?

	Frequency	Percent
Very well	4	100.00%
Well	0	0.00%
Poorly	0	0.00%
Very poorly	0	0.00%
Total	<u>4</u>	<u>100.00%</u>

14. What is your current employment status?

	Frequency	Percent
Employed full time	4	26.67%
Employed part time	4	26.67%
Homemaker	2	13.33%
Seeking work	1	6.67%
Not employed by choice	4	26.67%
Total	<u>15</u>	<u>100.00%</u>

15. What is the name of your current employer? (See specific program reports.)

16. What is your job title? (See specific program reports.)

17. Is your job related to the education and training that you received at KCC?

	Frequency	Percent
Closely related	7	87.50%
Indirectly related	0	0.00%
Not related at all	1	12.50%
Total	8	100.00%

18. How well did the education and training that you received at KCC prepare you for your current job?

	Frequency	Percent
Very well	8	100.00%
Well	0	0.00%
Poorly	0	0.00%
Very poorly	0	0.00%
Total	8	100.00%

19. Did the education and training that you received at KCC make any difference in your career?

	Frequency	Percent
Yes (promotion or salary increase)	0	0.00%
Yes (obtained new job)	3	37.50%
Yes (better qualified for future)	4	50.00%
No (no difference)	1	12.50%
Total	8	100.00%

20. What is your approximate annual/hourly salary before deductions?

	Frequency	Percent
annual: Below \$10,000 (Below \$5)	0	0.00%
\$10,000 to below \$20,000 (\$5 to below \$10)	0	0.00%
\$20,000 to below \$30,000 (\$10 to below \$15)	3	75.00%
\$30,000 to below \$40,000 (\$15 to below \$20)	1	25.00%
\$40,000 to below \$50,000 (\$20 to below \$25)	0	0.00%
Above \$50,000 (Above \$25)	0	0.00%
Total	4	100.00%

21. How did you find your job?

	Frequency	Percent
College placement service	0	0.00%
College faculty referral	1	12.50%
Employment agency	0	0.00%
Direct application to employer	2	25.00%
Newspaper	3	37.50%
Family or friends	1	12.50%
Recruitment Personnel	1	12.50%
Total	8	100.00%

Overall Satisfaction

An Overall Satisfaction Rating has been calculated using the results from questions 8, 13, 18, and 19. The Overall Satisfaction Rating is 3.53, with 4 being the highest possible rating.

MARKETING

A total of 6 students were identified as Marketing graduates. The graduates were contacted by phone. The survey contained 21 items. A total of 5 graduates or 83% completed survey. With the exception of items 12 and 13, the percentages shown below are based on 5 =100%

1. To obtain an AS degree or certificate in a vocational/technical program.

	Frequency	Percent
Very Important	4	80.00%
Somewhat Important	1	20.00%
Not Important	0	0.00%
Total	5	100.00%

2. To complete courses necessary to transfer to another college.

	Frequency	Percent
Very Important	5	100.00%
Somewhat Important	0	0.00%
Not Important	0	0.00%
Total	5	100.00%

3. To develop specific skills to prepare you for a job or career.

	Frequency	Percent
Very Important	3	60.00%
Somewhat Important	2	40.00%
Not Important	0	0.00%
Total	5	100.00%

4. To improve your skill, knowledge, or competencies in your existing job.

	Frequency	Percent
Very Important	2	40.00%
Somewhat Important	2	40.00%
Not Important	1	20.00%
Total	5	100.00%

5. To increase your knowledge in an area of personal interest, not necessarily to obtain a degree.

	Frequency	Percent
Very Important	0	0.00%
Somewhat Important	3	60.00%
Not Important	2	40.00%
Total	5	100.00%

6. Which of the previous goals was the single most important?

	Frequency	Percent
Obtain AS or certificate	3	60.00%
Course for transfer	2	40.00%
Prepare for job	0	0.00%
Improve skills	0	0.00%
Personal interest	0	0.00%
Total	5	100.00%

7. If you plan to continue your education, what is the highest degree you plan to earn?

	Frequency	Percent
No plans	2	40.00%
Associate degree	0	0.00%
Bachelor's degree	3	60.00%
Master's degree	0	0.00%
Professional degree	0	0.00%
Doctorate	0	0.00%
	<hr/>	
	5	100.00%

8. How well did the education and training that you received at KCC satisfy your personal interest?

	Frequency	Percent
Very well	3	75.00%
Well	1	25.00%
Poorly	0	0.00%
Very poorly	0	0.00%
Total	<hr/>	
	4	100.00%

9. Have you attended another college or university since you left KCC?

	Frequency	Percent
Yes	2	50.00%
No	2	50.00%
Total	<hr/>	
	4	100.00%

If the answer to question 9 was "Yes," graduates were asked questions 10, 11, 12, and 13,
If the answer to question 9 was "No," the survey proceeded to question 14.

10. What is the name of the college you attended? (See surveys)

11. What was or is your program or major there? (See surveys)

12. Were you able to transfer your KCC credits?

	Frequency	Percent
Yes, almost all	1	50.00%
Yes, some	1	50.00%
Few or none	0	0.00%
Total	<hr/>	
	2	100.00%

13. How well did the education and training that you received at KCC prepare you for this college?

	Frequency	Percent
Very well	2	100.00%
Well	0	0.00%
Poorly	0	0.00%
Very poorly	0	0.00%
Total	<hr/>	
	2	100.00%

14. What is your current employment status?

	Frequency	Percent
Employed full time	1	20.00%
Employed part time	0	0.00%
Homemaker	0	0.00%
Seeking work	2	40.00%
Not employed by choice	2	40.00%
Total	<hr/>	
	5	100.00%

15. What is the name of your current employer? (See specific program reports.)

16. What is your job title? (See specific program reports.)

17. Is your job related to the education and training that you received at KCC?

	Frequency	Percent
Closely related	0	NA
Indirectly related	0	NA
Not related at all	0	NA
Total	0	NA

18. How well did the education and training that you received at KCC prepare you for your current job?

	Frequency	Percent
Very well	0	NA
Well	0	NA
Poorly	0	NA
Very poorly	0	NA
Total	0	NA

19. Did the education and training that you received at KCC make any difference in your career?

	Frequency	Percent
Yes (promotion or salary increase)	0	NA
Yes (obtained new job)	0	NA
Yes (better qualified for future)	0	NA
No (no difference)	0	NA
Total	0	NA

20. What is your approximate annual/hourly salary before deductions?

	Frequency	Percent
annual: Below \$10,000 (Below \$5)	0	NA
\$10,000 to below \$20,000 (\$5 to below \$10)	0	NA
\$20,000 to below \$30,000 (\$10 to below \$15)	0	NA
\$30,000 to below \$40,000 (\$15 to below \$20)	0	NA
\$40,000 to below \$50,000 (\$20 to below \$25)	0	NA
Above \$50,000 (Above \$25)	0	NA
Total	0	NA

21. How did you find your job?

	Frequency	Percent
	0	NA
College placement service	0	NA
College faculty referral	0	NA
Employment agency	0	NA
Direct application to employer	0	NA
Newspaper	0	NA
Family or friends	0	NA
Recruitment Personnel	0	NA
Total	0	NA

Overall Satisfaction

An Overall Satisfaction Rating has been calculated using the results from questions 8, 13, 18, and 19. The Overall Satisfaction Rating is 3.42, with 4 being the highest possible rating.

MEDICAL ASSISTING

A total of 11 students were identified as Medical Assisting graduates. The graduates were contacted by phone. The survey contained 21 items. A total of 9 graduates or 81% completed survey. With the exception of items 12 and 13, the percentages shown below are based on 9 =100%

1. To obtain an AS degree or certificate in a vocational/technical program.

	Frequency	Percent
Very Important	9	100.00%
Somewhat Important	0	0.00%
Not Important	0	0.00%
Total	9	100.00%

2. To complete courses necessary to transfer to another college.

	Frequency	Percent
Very Important	9	100.00%
Somewhat Important	0	0.00%
Not Important	0	0.00%
Total	9	100.00%

3. To develop specific skills to prepare you for a job or career.

	Frequency	Percent
Very Important	9	100.00%
Somewhat Important	0	0.00%
Not Important	0	0.00%
Total	9	100.00%

4. To improve your skill, knowledge, or competencies in your existing job.

	Frequency	Percent
Very Important	5	55.56%
Somewhat Important	4	44.44%
Not Important	0	0.00%
Total	9	100.00%

5. To increase your knowledge in an area of personal interest, not necessarily to obtain a degree.

	Frequency	Percent
Very Important	1	11.11%
Somewhat Important	4	44.44%
Not Important	4	44.44%
Total	9	100.00%

6. Which of the previous goals was the single most important?

	Frequency	Percent
Obtain AS or certificate	5	55.56%
Course for transfer	3	33.33%
Prepare for job	1	11.11%
Improve skills	0	0.00%
Personal interest	0	0.00%
Total	9	100.00%

7. If you plan to continue your education, what is the highest degree you plan to earn?

	Frequency	Percent
No plans	1	11.11%
Associate degree	0	0.00%
Bachelor's degree	5	55.56%
Master's degree	3	33.33%
Professional degree	0	0.00%
Doctorate	0	0.00%
	<hr/> 9	<hr/> 100.00%

8. How well did the education and training that you received at KCC satisfy your personal interest?

	Frequency	Percent
Very well	6	75.00%
Well	2	25.00%
Poorly	0	0.00%
Very poorly	0	0.00%
Total	<hr/> 8	<hr/> 100.00%

9. Have you attended another college or university since you left KCC?

	Frequency	Percent
Yes	1	12.50%
No	7	87.50%
Total	<hr/> 8	<hr/> 100.00%

If the answer to question 9 was "Yes," graduates were asked questions 10, 11, 12, and 13.
If the answer to question 9 was "No," the survey proceeded to question 14.

10. What is the name of the college you attended? (See surveys)

11. What was or is your program or major there? (See surveys)

12. Were you able to transfer your KCC credits?

	Frequency	Percent
Yes, almost all	1	50.00%
Yes, some	1	50.00%
Few or none	0	0.00%
Total	<hr/> 2	<hr/> 100.00%

13. How well did the education and training that you received at KCC prepare you for this college?

	Frequency	Percent
Very well	1	25.00%
Well	2	50.00%
Poorly	0	0.00%
Very poorly	1	25.00%
Total	<hr/> 4	<hr/> 100.00%

14. What is your current employment status?

	Frequency	Percent
Employed full time	3	33.33%
Employed part time	4	44.44%
Homemaker	0	0.00%
Seeking work	2	22.22%
Not employed by choice	0	0.00%
Total	<hr/> 9	<hr/> 100.00%

15. What is the name of your current employer? (See specific program reports.)

16. What is your job title? (See specific program reports.)

17. Is your job related to the education and training that you received at KCC?

	Frequency	Percent
Closely related	5	71.43%
Indirectly related	1	14.29%
Not related at all	1	14.29%
Total	7	100.00%

18. How well did the education and training that you received at KCC prepare you for your current job?

	Frequency	Percent
Very well	5	71.43%
Well	2	28.57%
Poorly	0	0.00%
Very poorly	0	0.00%
Total	7	100.00%

19. Did the education and training that you received at KCC make any difference in your career?

	Frequency	Percent
Yes (promotion or salary increase)	2	28.57%
Yes (obtained new job)	4	57.14%
Yes (better qualified for future)	1	14.29%
No (no difference)	0	0.00%
Total	7	100.00%

20. What is your approximate annual/hourly salary before deductions?

	Frequency	Percent
annual: Below \$10,000 (Below \$5)	1	20.00%
\$10,000 to below \$20,000 (\$5 to below \$10)	2	40.00%
\$20,000 to below \$30,000 (\$10 to below \$15)	2	40.00%
\$30,000 to below \$40,000 (\$15 to below \$20)	0	0.00%
\$40,000 to below \$50,000 (\$20 to below \$25)	0	0.00%
Above \$50,000 (Above \$25)	0	0.00%
Total	5	100.00%

21. How did you find your job?

	Frequency	Percent
College placement service	1	14.29%
College faculty referral	0	0.00%
Employment agency	0	0.00%
Direct application to employer	2	28.57%
Newspaper	2	28.57%
Family or friends	1	14.29%
Recruitment Personnel	1	14.29%
Total	7	100.00%

Overall Satisfaction

An Overall Satisfaction Rating has been calculated using the results from questions 8, 13, 18, and 19. The Overall Satisfaction Rating is 3.67, with 4 being the highest possible rating.

MEDICAL LAB TECHNICIAN

A total of 5 students were identified as Medical Lab Technician graduates. The graduates were contacted by phone. The survey contained 21 items. A total of 2 graduates or 40% completed survey. With the exception of items 12 and 13, the percentages shown below are based on 2 = 100%

1. To obtain an AS degree or certificate in a vocational/technical program.

	Frequency	Percent
Very Important	2	100.00%
Somewhat Important	0	0.00%
Not Important	0	0.00%
Total	2	100.00%

2. To complete courses necessary to transfer to another college.

	Frequency	Percent
Very Important	2	100.00%
Somewhat Important	0	0.00%
Not Important	0	0.00%
Total	2	100.00%

3. To develop specific skills to prepare you for a job or career.

	Frequency	Percent
Very Important	2	100.00%
Somewhat Important	0	0.00%
Not Important	0	0.00%
Total	2	100.00%

4. To improve your skill, knowledge, or competencies in your existing job.

	Frequency	Percent
Very Important	1	50.00%
Somewhat Important	1	50.00%
Not Important	0	0.00%
Total	2	100.00%

5. To increase your knowledge in an area of personal interest, not necessarily to obtain a degree.

	Frequency	Percent
Very Important	0	0.00%
Somewhat Important	1	50.00%
Not Important	1	50.00%
Total	2	100.00%

6. Which of the previous goals was the single most important?

	Frequency	Percent
Obtain AS or certificate	1	50.00%
Course for transfer	1	50.00%
Prepare for job	0	0.00%
Improve skills	0	0.00%
Personal interest	0	0.00%
Total	2	100.00%

7. If you plan to continue your education, what is the highest degree you plan to earn?

	Frequency	Percent
No plans	1	50.00%
Associate degree	0	0.00%
Bachelor's degree	0	0.00%
Master's degree	1	50.00%
Professional degree	0	0.00%
Doctorate	0	0.00%
	<hr/>	
	2	100.00%

8. How well did the education and training that you received at KCC satisfy your personal interest?

	Frequency	Percent
Very well	1	100.00%
Well	0	0.00%
Poorly	0	0.00%
Very poorly	0	0.00%
	<hr/>	
Total	1	100.00%

9. Have you attended another college or university since you left KCC?

	Frequency	Percent
Yes	0	0.00%
No	1	100.00%
	<hr/>	
Total	1	100.00%

If the answer to question 9 was "Yes," graduates were asked questions 10, 11, 12, and 13.
If the answer to question 9 was "No," the survey proceeded to question 14.

10. What is the name of the college you attended? (See surveys)

11. What was or is your program or major there? (See surveys)

12. Were you able to transfer your KCC credits?

	Frequency	Percent
Yes, almost all	0	NA
Yes, some	0	NA
Few or none	0	NA
	<hr/>	
Total	0	NA

13. How well did the education and training that you received at KCC prepare you for this college?

	Frequency	Percent
Very well	0	NA
Well	0	NA
Poorly	0	NA
Very poorly	0	NA
	<hr/>	
Total	0	NA

14. What is your current employment status?

	Frequency	Percent
Employed full time	1	50.00%
Employed part time	0	0.00%
Homemaker	0	0.00%
Seeking work	0	0.00%
Not employed by choice	1	50.00%
	<hr/>	
Total	2	100.00%

15. What is the name of your current employer? (See specific program reports.)

16. What is your job title? (See specific program reports.)

17. Is your job related to the education and training that you received at KCC?

	Frequency	Percent
Closely related	0	0.00%
Indirectly related	1	100.00%
Not related at all	0	0.00%
Total	1	100.00%

18. How well did the education and training that you received at KCC prepare you for your current job?

	Frequency	Percent
Very well	0	0.00%
Well	1	100.00%
Poorly	0	0.00%
Very poorly	0	0.00%
Total	1	100.00%

19. Did the education and training that you received at KCC make any difference in your career?

	Frequency	Percent
Yes (promotion or salary increase)	0	0.00%
Yes (obtained new job)	0	0.00%
Yes (better qualified for future)	1	100.00%
No (no difference)	0	0.00%
Total	1	100.00%

20. What is your approximate annual/hourly salary before deductions?

annual:	Frequency	Percent
Below \$10,000 (Below \$5)	0	0.00%
\$10,000 to below \$20,000 (\$5 to below \$10)	0	0.00%
\$20,000 to below \$30,000 (\$10 to below \$15)	1	100.00%
\$30,000 to below \$40,000 (\$15 to below \$20)	0	0.00%
\$40,000 to below \$50,000 (\$20 to below \$25)	0	0.00%
Above \$50,000 (Above \$25)	0	0.00%
Total	1	100.00%

21. How did you find your job?

	Frequency	Percent
College placement service	0	0.00%
College faculty referral	0	0.00%
Employment agency	0	0.00%
Direct application to employer	0	0.00%
Newspaper	1	100.00%
Family or friends	0	0.00%
Recruitment Personnel	0	0.00%
Total	1	100.00%

Overall Satisfaction

An Overall Satisfaction Rating has been calculated using the results from questions 8, 13, 18, and 19. The Overall Satisfaction Rating is 3.83, with 4 being the highest possible rating.

NURSES' AIDE

A total of 1 students were identified as Nurses' Aide graduates. The graduates were contacted by phone. The survey contained 21 items. A total of 8 graduates or 100% completed survey. With the exception of items 12 and 13, the percentages shown below are based on 1 =100%

1. To obtain an AS degree or certificate in a vocational/technical program.

	Frequency	Percent
Very Important	1	100.00%
Somewhat Important	0	0.00%
Not Important	0	0.00%
Total	1	100.00%

2. To complete courses necessary to transfer to another college.

	Frequency	Percent
Very Important	1	100.00%
Somewhat Important	0	0.00%
Not Important	0	0.00%
Total	1	100.00%

3. To develop specific skills to prepare you for a job or career.

	Frequency	Percent
Very Important	1	100.00%
Somewhat Important	0	0.00%
Not Important	0	0.00%
Total	1	100.00%

4. To improve your skill, knowledge, or competencies in your existing job.

	Frequency	Percent
Very Important	0	0.00%
Somewhat Important	1	100.00%
Not Important	0	0.00%
Total	1	100.00%

5. To increase your knowledge in an area of personal interest, not necessarily to obtain a degree.

	Frequency	Percent
Very Important	0	0.00%
Somewhat Important	1	100.00%
Not Important	0	0.00%
Total	1	100.00%

6. Which of the previous goals was the single most important?

	Frequency	Percent
Obtain AS or certificate	0	0.00%
Course for transfer	0	0.00%
Prepare for job	1	100.00%
Improve skills	0	0.00%
Personal interest	0	0.00%
Total	1	100.00%

7. If you plan to continue your education, what is the highest degree you plan to earn?

	Frequency	Percent
No plans	1	100.00%
Associate degree	0	0.00%
Bachelor's degree	0	0.00%
Master's degree	0	0.00%
Professional degree	0	0.00%
Doctorate	0	0.00%
	<hr/>	
	1	100.00%

8. How well did the education and training that you received at KCC satisfy your personal interest?

	Frequency	Percent
Very well	0	NA
Well	0	NA
Poorly	0	NA
Very poorly	0	NA
Total	<hr/>	
	0	NA

9. Have you attended another college or university since you left KCC?

	Frequency	Percent
Yes	0	NA
No	0	NA
Total	<hr/>	
	0	NA

If the answer to question 9 was "Yes," graduates were asked questions 10, 11, 12, and 13.
If the answer to question 9 was "No," the survey proceeded to question 14.

10. What is the name of the college you attended? (See surveys)

11. What was or is your program or major there? (See surveys)

12. Were you able to transfer your KCC credits?

	Frequency	Percent
Yes, almost all	0	NA
Yes, some	0	NA
Few or none	0	NA
Total	<hr/>	
	0	NA

13. How well did the education and training that you received at KCC prepare you for this college?

	Frequency	Percent
Very well	0	NA
Well	0	NA
Poorly	0	NA
Very poorly	0	NA
Total	<hr/>	
	0	NA

14. What is your current employment status?

	Frequency	Percent
Employed full time	0	0.00%
Employed part time	0	0.00%
Homemaker	1	100.00%
Seeking work	0	0.00%
Not employed by choice	0	0.00%
Total	<hr/>	
	1	100.00%

15. What is the name of your current employer? (See specific program reports.)

16. What is your job title? (See specific program reports.)

17. Is your job related to the education and training that you received at KCC?

	Frequency	Percent
Closely related	0	NA
Indirectly related	0	NA
Not related at all	0	NA
Total	0	NA

18. How well did the education and training that you received at KCC prepare you for your current job?

	Frequency	Percent
Very well	0	NA
Well	0	NA
Poorly	0	NA
Very poorly	0	NA
Total	0	NA

19. Did the education and training that you received at KCC make any difference in your career?

	Frequency	Percent
Yes (promotion or salary increase)	0	NA
Yes (obtained new job)	0	NA
Yes (better qualified for future)	0	NA
No (no difference)	0	NA
Total	0	NA

20. What is your approximate annual/hourly salary before deductions?

	Frequency	Percent
annual: Below \$10,000 (Below \$5)	0	NA
\$10,000 to below \$20,000 (\$5 to below \$10)	0	NA
\$20,000 to below \$30,000 (\$10 to below \$15)	0	NA
\$30,000 to below \$40,000 (\$15 to below \$20)	0	NA
\$40,000 to below \$50,000 (\$20 to below \$25)	0	NA
Above \$50,000 (Above \$25)	0	NA
Total	0	NA

21. How did you find your job?

	Frequency	Percent
College placement service	0	NA
College faculty referral	0	NA
Employment agency	0	NA
Direct application to employer	0	NA
Newspaper	0	NA
Family or friends	0	NA
Recruitment Personnel	0	NA
Total	0	NA

Overall Satisfaction

An Overall Satisfaction Rating has been calculated using the results from questions 8, 13, 18, and 19. The Overall Satisfaction Rating is 3.67, with 4 being the highest possible rating.

OCCUPATIONAL THERAPY ASSISTANT

A total of 33 students were identified as Occupational Therapy Assistant graduates. The graduates were contacted by phone. The survey contained 21 items. A total of 1 graduates or 33% completed survey. With the exception of items 12 and 13, the percentages shown below are based on 1 = 100%

1. To obtain an AS degree or certificate in a vocational/technical program.

	Frequency	Percent
Very Important	1	100.00%
Somewhat Important	0	0.00%
Not Important	0	0.00%
Total	1	100.00%

2. To complete courses necessary to transfer to another college.

	Frequency	Percent
Very Important	0	0.00%
Somewhat Important	1	100.00%
Not Important	0	0.00%
Total	1	100.00%

3. To develop specific skills to prepare you for a job or career.

	Frequency	Percent
Very Important	0	0.00%
Somewhat Important	1	100.00%
Not Important	0	0.00%
Total	1	100.00%

4. To improve your skill, knowledge, or competencies in your existing job.

	Frequency	Percent
Very Important	1	100.00%
Somewhat Important	0	0.00%
Not Important	0	0.00%
Total	1	100.00%

5. To increase your knowledge in an area of personal interest, not necessarily to obtain a degree.

	Frequency	Percent
Very Important	0	0.00%
Somewhat Important	0	0.00%
Not Important	1	100.00%
Total	1	100.00%

6. Which of the previous goals was the single most important?

	Frequency	Percent
Obtain AS or certificate	1	100.00%
Course for transfer	0	0.00%
Prepare for job	0	0.00%
Improve skills	0	0.00%
Personal interest	0	0.00%
Total	1	100.00%

7. If you plan to continue your education, what is the highest degree you plan to earn?

	Frequency	Percent
No plans	0	0.00%
Associate degree	0	0.00%
Bachelor's degree	1	100.00%
Master's degree	0	0.00%
Professional degree	0	0.00%
Doctorate	0	0.00%
	<hr/>	
Total	1	100.00%

8. How well did the education and training that you received at KCC satisfy your personal interest?

	Frequency	Percent
Very well	0	0.00%
Well	1	100.00%
Poorly	0	0.00%
Very poorly	0	0.00%
	<hr/>	
Total	1	100.00%

9. Have you attended another college or university since you left KCC?

	Frequency	Percent
Yes	0	0.00%
No	1	100.00%
	<hr/>	
Total	1	100.00%

If the answer to question 9 was "Yes," graduates were asked questions 10, 11, 12, and 13,
If the answer to question 9 was "No," the survey proceeded to question 14.

10. What is the name of the college you attended? (See surveys)

11. What was or is your program or major there? (See surveys)

12. Were you able to transfer your KCC credits?

	Frequency	Percent
Yes, almost all	0	NA
Yes, some	0	NA
Few or none	0	NA
	<hr/>	
Total	0	NA

13. How well did the education and training that you received at KCC prepare you for this college?

	Frequency	Percent
Very well	0	0.00%
Well	0	0.00%
Poorly	0	0.00%
Very poorly	1	100.00%
	<hr/>	
Total	1	100.00%

14. What is your current employment status?

	Frequency	Percent
Employed full time	1	100.00%
Employed part time	0	0.00%
Homemaker	0	0.00%
Seeking work	0	0.00%
Not employed by choice	0	0.00%
	<hr/>	
Total	1	100.00%

15. What is the name of your current employer? (See specific program reports.)

16. What is your job title? (See specific program reports.)

17. Is your job related to the education and training that you received at KCC?

	Frequency	Percent
Closely related	1	100.00%
Indirectly related	0	0.00%
Not related at all	0	0.00%
Total	1	100.00%

18. How well did the education and training that you received at KCC prepare you for your current job?

	Frequency	Percent
Very well	0	0.00%
Well	1	100.00%
Poorly	0	0.00%
Very poorly	0	0.00%
Total	1	100.00%

19. Did the education and training that you received at KCC make any difference in your career?

	Frequency	Percent
Yes (promotion or salary increase)	0	0.00%
Yes (obtained new job)	1	100.00%
Yes (better qualified for future)	0	0.00%
No (no difference)	0	0.00%
Total	1	100.00%

20. What is your approximate annual/hourly salary before deductions?

	Frequency	Percent
annual: Below \$10,000 (Below \$5)	0	0.00%
\$10,000 to below \$20,000 (\$5 to below \$10)	0	0.00%
\$20,000 to below \$30,000 (\$10 to below \$15)	1	100.00%
\$30,000 to below \$40,000 (\$15 to below \$20)	0	0.00%
\$40,000 to below \$50,000 (\$20 to below \$25)	0	0.00%
Above \$50,000 (Above \$25)	0	0.00%
Total	1	100.00%

21. How did you find your job?

	Frequency	Percent
College placement service	0	0.00%
College faculty referral	0	0.00%
Employment agency	0	0.00%
Direct application to employer	0	0.00%
Newspaper	0	0.00%
Family or friends	1	100.00%
Recruitment Personnel	0	0.00%
Total	1	100.00%

Overall Satisfaction

An Overall Satisfaction Rating has been calculated using the results from questions 8, 13, 18, and 19. The Overall Satisfaction Rating is 3.67, with 4 being the highest possible rating.

RESPIRATORY CARE

A total of 12 students were identified as Respiratory Care graduates. The graduates were contacted by phone. The survey contained 21 items. A total of 3 graduates or 25% completed survey. With the exception of items 12 and 13, the percentages shown below are based on 3 = 100%

1. To obtain an AS degree or certificate in a vocational/technical program.

	Frequency	Percent
Very Important	3	100.00%
Somewhat Important	0	0.00%
Not Important	0	0.00%
Total	3	100.00%

2. To complete courses necessary to transfer to another college.

	Frequency	Percent
Very Important	3	100.00%
Somewhat Important	0	0.00%
Not Important	0	0.00%
Total	3	100.00%

3. To develop specific skills to prepare you for a job or career.

	Frequency	Percent
Very Important	2	66.67%
Somewhat Important	1	33.33%
Not Important	0	0.00%
Total	3	100.00%

4. To improve your skill, knowledge, or competencies in your existing job.

	Frequency	Percent
Very Important	2	66.67%
Somewhat Important	1	33.33%
Not Important	0	0.00%
Total	3	100.00%

5. To increase your knowledge in an area of personal interest, not necessarily to obtain a degree.

	Frequency	Percent
Very Important	0	0.00%
Somewhat Important	1	33.33%
Not Important	2	66.67%
Total	3	100.00%

6. Which of the previous goals was the single most important?

	Frequency	Percent
Obtain AS or certificate	2	66.67%
Course for transfer	0	0.00%
Prepare for job	0	0.00%
Improve skills	1	33.33%
Personal interest	0	0.00%
Total	3	100.00%

7. If you plan to continue your education, what is the highest degree you plan to earn?

	Frequency	Percent
No plans	0	0.00%
Associate degree	1	33.33%
Bachelor's degree	2	66.67%
Master's degree	0	0.00%
Professional degree	0	0.00%
Doctorate	0	0.00%
	<hr/>	
	3	100.00%

8. How well did the education and training that you received at KCC satisfy your personal interest?

	Frequency	Percent
Very well	2	100.00%
Well	0	0.00%
Poorly	0	0.00%
Very poorly	0	0.00%
Total	<hr/>	
	2	100.00%

9. Have you attended another college or university since you left KCC?

	Frequency	Percent
Yes	1	33.33%
No	2	66.67%
Total	<hr/>	
	3	100.00%

If the answer to question 9 was "Yes," graduates were asked questions 10, 11, 12, and 13.
If the answer to question 9 was "No," the survey proceeded to question 14.

10. What is the name of the college you attended? (See surveys)

11. What was or is your program or major there? (See surveys)

12. Were you able to transfer your KCC credits?

	Frequency	Percent
Yes, almost all	0	0.00%
Yes, some	1	100.00%
Few or none	0	0.00%
Total	<hr/>	
	1	100.00%

13. How well did the education and training that you received at KCC prepare you for this college?

	Frequency	Percent
Very well	1	100.00%
Well	0	0.00%
Poorly	0	0.00%
Very poorly	0	0.00%
Total	<hr/>	
	1	100.00%

14. What is your current employment status?

	Frequency	Percent
Employed full time	1	33.33%
Employed part time	2	66.67%
Homemaker	0	0.00%
Seeking work	0	0.00%
Not employed by choice	0	0.00%
Total	<hr/>	
	3	100.00%

15. What is the name of your current employer? (See specific program reports.)

16. What is your job title? (See specific program reports.)

17. Is your job related to the education and training that you received at KCC?

	Frequency	Percent
Closely related	3	100.00%
Indirectly related	0	0.00%
Not related at all	0	0.00%
Total	3	100.00%

18. How well did the education and training that you received at KCC prepare you for your current job?

	Frequency	Percent
Very well	3	100.00%
Well	0	0.00%
Poorly	0	0.00%
Very poorly	0	0.00%
Total	3	100.00%

19. Did the education and training that you received at KCC make any difference in your career?

	Frequency	Percent
Yes (promotion or salary increase)	1	33.33%
Yes (obtained new job)	1	33.33%
Yes (better qualified for future)	1	33.33%
No (no difference)	0	0.00%
Total	3	100.00%

20. What is your approximate annual/hourly salary before deductions?

	Frequency	Percent
annual: Below \$10,000 (Below \$5)	0	0.00%
\$10,000 to below \$20,000 (\$5 to below \$10)	0	0.00%
\$20,000 to below \$30,000 (\$10 to below \$15)	0	0.00%
\$30,000 to below \$40,000 (\$15 to below \$20)	1	50.00%
\$40,000 to below \$50,000 (\$20 to below \$25)	1	50.00%
Above \$50,000 (Above \$25)	0	0.00%
Total	2	100.00%

21. How did you find your job?

	Frequency	Percent
College placement service	0	0.00%
College faculty referral	2	66.67%
Employment agency	0	0.00%
Direct application to employer	0	0.00%
Newspaper	0	0.00%
Family or friends	0	0.00%
Recruitment Personnel	1	33.33%
Total	3	100.00%

Overall Satisfaction

An Overall Satisfaction Rating has been calculated using the results from questions 8, 13, 18, and 19. The Overall Satisfaction Rating is 3.67, with 4 being the highest possible rating.

TRAVEL & TOURISM

A total of 4 students were identified as Travel & Tourism graduates. The graduates were contacted by phone. The survey contained 21 items. A total of 3 graduates or 75% completed survey. With the exception of items 12 and 13, the percentages shown below are based on 3 = 100%

1. To obtain an AS degree or certificate in a vocational/technical program.

	Frequency	Percent
Very Important	3	100.00%
Somewhat Important	0	0.00%
Not Important	0	0.00%
Total	3	100.00%

2. To complete courses necessary to transfer to another college.

	Frequency	Percent
Very Important	2	66.67%
Somewhat Important	1	33.33%
Not Important	0	0.00%
Total	3	100.00%

3. To develop specific skills to prepare you for a job or career.

	Frequency	Percent
Very Important	3	100.00%
Somewhat Important	0	0.00%
Not Important	0	0.00%
Total	3	100.00%

4. To improve your skill, knowledge, or competencies in your existing job.

	Frequency	Percent
Very Important	2	66.67%
Somewhat Important	1	33.33%
Not Important	0	0.00%
Total	3	100.00%

5. To increase your knowledge in an area of personal interest, not necessarily to obtain a degree.

	Frequency	Percent
Very Important	1	33.33%
Somewhat Important	2	66.67%
Not Important	0	0.00%
Total	3	100.00%

6. Which of the previous goals was the single most important?

	Frequency	Percent
Obtain AS or certificate	1	33.33%
Course for transfer	0	0.00%
Prepare for job	2	66.67%
Improve skills	0	0.00%
Personal interest	0	0.00%
Total	3	100.00%

7. If you plan to continue your education, what is the highest degree you plan to earn?

	Frequency	Percent
No plans	0	0.00%
Associate degree	0	0.00%
Bachelor's degree	3	100.00%
Master's degree	0	0.00%
Professional degree	0	0.00%
Doctorate	0	0.00%
Total	3	100.00%

8. How well did the education and training that you received at KCC satisfy your personal interest?

	Frequency	Percent
Very well	2	66.67%
Well	1	33.33%
Poorly	0	0.00%
Very poorly	0	0.00%
Total	3	100.00%

9. Have you attended another college or university since you left KCC?

	Frequency	Percent
Yes	1	33.33%
No	2	66.67%
Total	3	100.00%

If the answer to question 9 was "Yes," graduates were asked questions 10, 11, 12, and 13.
If the answer to question 9 was "No," the survey proceeded to question 14.

10. What is the name of the college you attended? (See surveys)

11. What was or is your program or major there? (See surveys)

12. Were you able to transfer your KCC credits?

	Frequency	Percent
Yes, almost all	1	100.00%
Yes, some	0	0.00%
Few or none	0	0.00%
Total	1	100.00%

13. How well did the education and training that you received at KCC prepare you for this college?

	Frequency	Percent
Very well	1	100.00%
Well	0	0.00%
Poorly	0	0.00%
Very poorly	0	0.00%
Total	1	100.00%

14. What is your current employment status?

	Frequency	Percent
Employed full time	2	66.67%
Employed part time	1	33.33%
Homemaker	0	0.00%
Seeking work	0	0.00%
Not employed by choice	0	0.00%
Total	3	100.00%

15. What is the name of your current employer? (See specific program reports.)

16. What is your job title? (See specific program reports.)

17. Is your job related to the education and training that you received at KCC?

	Frequency	Percent
Closely related	2	66.67%
Indirectly related	0	0.00%
Not related at all	1	33.33%
Total	3	100.00%

18. How well did the education and training that you received at KCC prepare you for your current job?

	Frequency	Percent
Very well	1	33.33%
Well	2	66.67%
Poorly	0	0.00%
Very poorly	0	0.00%
Total	3	100.00%

19. Did the education and training that you received at KCC make any difference in your career?

	Frequency	Percent
Yes (promotion or salary increase)	0	0.00%
Yes (obtained new job)	2	66.67%
Yes (better qualified for future)	1	33.33%
No (no difference)	0	0.00%
Total	3	100.00%

20. What is your approximate annual/hourly salary before deductions?


	Frequency	Percent
annual: Below \$10,000 (Below \$5)	0	0.00%
\$10,000 to below \$20,000 (\$5 to below \$10)	1	100.00%
\$20,000 to below \$30,000 (\$10 to below \$15)	0	0.00%
\$30,000 to below \$40,000 (\$15 to below \$20)	0	0.00%
\$40,000 to below \$50,000 (\$20 to below \$25)	0	0.00%
Above \$50,000 (Above \$25)	0	0.00%
Total	1	100.00%

21. How did you find your job?

	Frequency	Percent
College placement service	0	0.00%
College faculty referral	0	0.00%
Employment agency	0	0.00%
Direct application to employer	1	33.33%
Newspaper	2	66.67%
Family or friends	0	0.00%
Recruitment Personnel	0	0.00%
Total	3	100.00%

Overall Satisfaction

An Overall Satisfaction Rating has been calculated using the results from questions 8, 13, 18, and 19. The Overall Satisfaction Rating is 3.67, with 4 being the highest possible rating.



U.S. Department of Education
Office of Educational Research and Improvement (OERI)
National Library of Education (NLE)
Educational Resources Information Center (ERIC)



NOTICE

REPRODUCTION BASIS



This document is covered by a signed "Reproduction Release (Blanket) form (on file within the ERIC system), encompassing all or classes of documents from its source organization and, therefore, does not require a "Specific Document" Release form.



This document is Federally-funded, or carries its own permission to reproduce, or is otherwise in the public domain and, therefore, may be reproduced by ERIC without a signed Reproduction Release form (either "Specific Document" or "Blanket").