

DOCUMENT RESUME

ED 436 709

CG 029 707

TITLE Violence and Weapons in Texas Schools. Measuring Up: The State of Texas Education. A Special Report of the Texas Kids Count Project.

INSTITUTION Texas Kids Count Project, Austin.

SPONS AGENCY Annie E. Casey Foundation, Baltimore, MD.

PUB DATE 1999-00-00

NOTE 14p.

AVAILABLE FROM Center for Public Policy Priorities, 900 Lydia Street, Austin, TX 78702. Tel: 512-320-0222. For full text: <<http://www.cppp.org/kidscount>>.

PUB TYPE Numerical/Quantitative Data (110) -- Reports - Descriptive (141)

EDRS PRICE MF01/PC01 Plus Postage.

DESCRIPTORS Crime Prevention; *Educational Environment; Elementary Secondary Education; High Risk Students; Nontraditional Education; *Public Schools; *School Safety; School Security; Statistical Surveys; Teacher Attitudes; Victims of Crime; *Violence; *Weapons

IDENTIFIERS *Juvenile Crime; *Texas

ABSTRACT

While violence in Texas schools is unacceptably frequent, some types of school violence have declined in recent years--most likely because of programs designed to improve safety in schools and in the community. This report examines data on juvenile violent crime in Texas as well as the incidence of violence in the schools over recent years. Contrary to popular perceptions that violence is increasing dramatically in schools, new data indicates that over the last 5 years, the incidence of violence in relation to number of students has remained relatively constant. Even though youth crime appears to be declining, studies report that violent acts committed by youth are more serious, and these violent acts are being committed by younger children. Additionally, Texas teachers report that they fear for their safety, and perceive more problems with crime than do principals. The report concludes by addressing the factors that are linked to youth violence and by making recommendations for preventing school violence. Included is a resource list that can provide more ideas for creating safer schools in Texas. School violence data for all Texas counties are also included. (GCP)

Violence and Weapons in Texas Schools

Measuring Up The State of Texas Education

Texas Kids Count Project

U.S. DEPARTMENT OF EDUCATION
Office of Educational Research and Improvement
EDUCATIONAL RESOURCES INFORMATION
CENTER (ERIC)

- ☒ This document has been reproduced as received from the person or organization originating it.
- ☐ Minor changes have been made to improve reproduction quality.
- Points of view or opinions stated in this document do not necessarily represent official OERI position or policy.

PERMISSION TO REPRODUCE AND
DISSEMINATE THIS MATERIAL HAS
BEEN GRANTED BY

P. Hormuth

TO THE EDUCATIONAL RESOURCES
INFORMATION CENTER (ERIC)

1

MEASURING UP The State of Texas Education

A SPECIAL REPORT OF THE TEXAS KIDS COUNT PROJECT

VIOLENCE AND WEAPONS IN TEXAS SCHOOLS

Students should be able to learn in a safe and secure environment. Even one violent incident in our schools is too many. Recent events have pointed to the fact that school violence can happen anywhere and students, parents, and teachers alike are expressing heightened fear of becoming victims of violence at school. In Texas public schools, the numbers of violent incidents and weapons confiscations is shockingly high. During the 1997-98 school year (most recent year available), there were more than 63,000 assaults and more than 8,000 weapons confiscated in Texas public schools.¹

While violence in Texas schools is unacceptably frequent, some types of school violence have declined in recent years—most likely because of programs designed to improve safety in schools and in the community. This report examines data on juvenile violent crime in Texas as well as the incidence of violence in our schools over recent years. School violence data for each county are included.

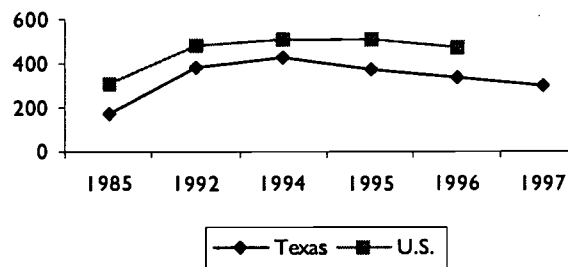
Juvenile Violent Crime in Texas Declining

Juvenile violent crime arrests in Texas, and the nation as a whole, have been on the decline since 1994. The rate of juvenile violent crime arrests (both in and out of school) almost tripled between 1985 and 1994, with Texas' rates paralleling those at the national level.² However, since 1994, the arrest rate for all juvenile violent crimes has begun to decline.

Information about school violence in many states is not yet available. The Youth Risk Behavior Survey (YRBS), conducted by the Centers for Disease Control and Prevention (CDC) has begun collecting data for states to monitor risky behavior of students such as carrying weapons and other violations in schools. Unfortunately, Texas is one of twelve states that do not participate in this survey. Thus far, only eleven states and seven cities have provided data that can be compared between 1993 and 1997. Several of these states and cities have experienced decreases in student risk behaviors, which is similar to the national trend.³

The Safe and Drug Free Schools Program, a federally funded effort to make our schools safer has begun to collect statistics on school violence and weapons possession in Texas.⁴ Although there was a 27 percent increase in the rate of assaults against students between 1996-97 and 1997-98, the rates for other types of violence in Texas schools are not increasing as rapidly as many fear and in some cases are declining. Nevertheless, the actual numbers of assaults and weapons incidents are disturbing.⁵

**Juvenile Violent Crime Arrest Rates in Texas
Ages 10-17 (per 100,000 youths)**



Reported Incidence of Violence and Weapons in Texas Schools

Rate per 1,000 Students

	1994-95		1995-96		1996-97		1997-98	
	Number	Rate	Number	Rate	Number	Rate	Number	Rate
Incidents of school-related gang violence	5,736	1.6	5,945	1.6	8,959	2.3	6,879	1.8
Assaults against students	50,904	13.9	47,967	12.8	45,556	11.9	58,634	15.1
Assaults against teacher/staff	6,238	1.7	4,125	1.1	3,927	1.0	4,369	1.1
Number of firearms confiscated	851	0.2	542	0.1	523	0.1	576	0.1
Number of other weapons confiscated	8,554	2.3	5,061	1.4	7,993	2.1	7,436	1.9

Source: Safe and Drug Free Schools Program, Texas Education Agency. Between 9 and 11 school districts did not report each year.

Between 1994 and 1997, there was a significant drop in the number of assaults against students (50,904 to 45,556), but the number increased dramatically again in 1997-98 (to 58,634). Assaults against teachers and staff and the number of firearms confiscated showed similar decreases until 1997, but then increased again in 1998. While the number of incidents of school-related gang violence increased significantly between 1994 and 1997 (from 5,736 to 8,959 incidents) the number of incidents fell to 6,879 during the 1997-98 school year.⁶ Five large urban counties experience a large portion of the violence and weapons. When looking at the total number of violence and weapons, Bexar, Dallas, El Paso, Harris and Tarrant counties reported 44 percent of all incidents of gang violence, 42 percent of assaults against students, 44 percent of assaults against teachers and staff, and 53 percent of all weapon confiscations. El Paso has the highest rate of gang violence and weapons and the lowest rate of assaults against teachers of the 5 counties. Tarrant county has a very high rate of assaults against students and weapons confiscations.

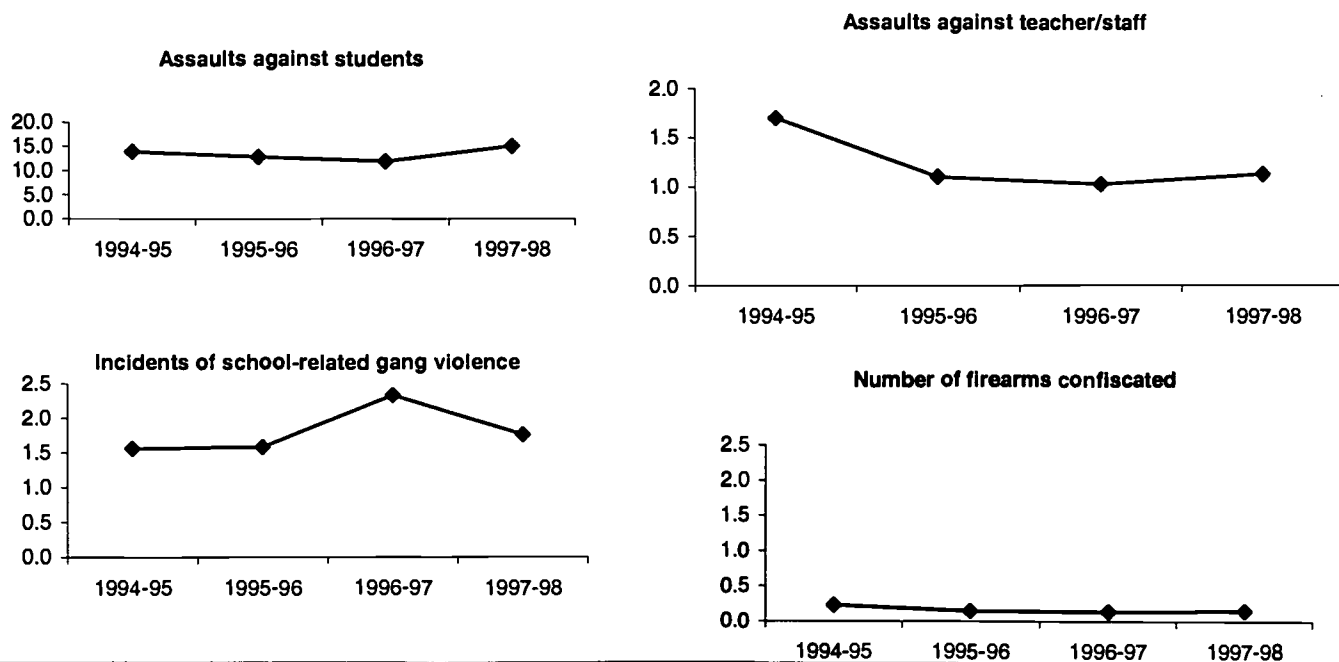
Reported Incidence of Violence and Weapons in Large Urban Counties

Rate per 1,000 students

County	Enrollment	Incidents of school-related gang violence		Assaults against students		Assaults against teacher/staff		Number of firearms confiscated		Number of other weapons confiscated	
		Number	Rate	Number	Rate	Number	Rate	Number	Rate	Number	Rate
Bexar	254,806	661	2.6	3,308	13.0	412	1.6	62	0.2	492	1.9
Dallas	383,410	526	1.4	3,962	10.3	412	1.1	52	0.1	390	1.0
El Paso	153,115	334	2.2	4,689	30.6	39	0.3	18	0.1	1,379	9.0
Harris	624,154	1,054	1.7	3,787	6.1	817	1.3	134	0.2	738	1.2
Tarrant	250,153	429	1.7	8,993	35.9	228	0.9	24	0.1	940	3.8

Contrary to popular perceptions that violence is increasing dramatically in schools, new data indicate that over the last 5 years the incidence of violence in relation to the number of students has remained relatively constant. While the rate per thousand students of assaults against teachers and students have increased since 1996, the rate of gang violence and total weapons confiscated have declined in Texas (see charts below).

Rate of Violence and Weapons per 1,000 Texas Students



Students engaging in risky behavior, but many also victims of violence

A study conducted by researchers at Texas A&M University in 1998 was designed to determine the extent to which students in Texas put themselves and others at risk through behaviors such as fighting and carrying a weapon. The results of this survey indicate that 22.2 percent of the Texas students surveyed carried a weapon with them to school in the 30 days prior to being surveyed (compared with 18.3% nationally). Many of these students stated that the weapon was a hunting rifle that was kept within their vehicles.⁷ About 5 percent of the survey sample said they had been threatened with a weapon while they were on school property.⁸ Another 3.5 percent said that they were members of a gang, and 10 percent were former gang members.⁹ One third of the students participating in the survey had been in a physical fight during the past year and 13 percent had been in a physical fight while they were on school property.¹⁰ Four percent of the students surveyed said they had missed at least one day of school in fear for their safety.¹¹

Students are often the victims of violence. A report by SchoolNet titled, "School Violence is a National Epidemic" reported that nationally "Every school day more than 150,000 students stay home because they are sick of violence and afraid they might be stabbed, shot or beaten."¹² Even though youth crime appears to be declining, the violent acts committed by youth are more serious, and these violent acts are being committed by younger children.¹³

Teachers fear for safety

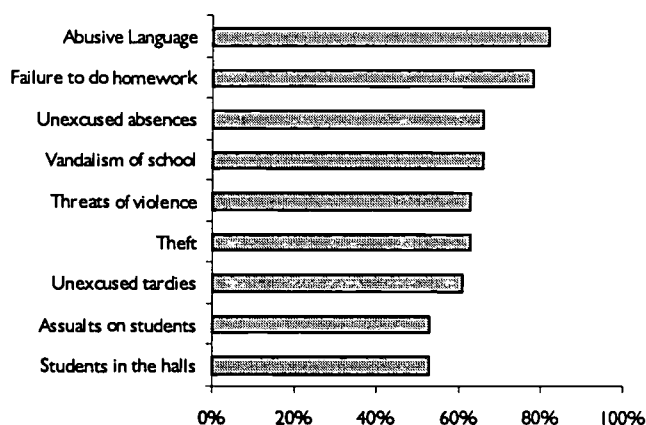
Texas teachers report that they fear for their safety, and perceive more problems with crime than do principals.¹⁴ Over 60 percent of the teachers surveyed by the Texas Education Agency indicated that threats of violence were of concern, and 56 percent were aware of assaults on students.¹⁵ Other behavior problems that concern teachers are shown in the chart (at right).

Many Texas public schools send students who have committed offenses to Alternative Education Programs (AEP). Students are removed from the classroom and placed in an educational program designed for those with behavior problems. The Texas Legislature mandated that schools have an alternative educational setting for behavioral management in 1995.¹⁶ The concept was developed by teacher organizations and was promoted as a way to increase safety in schools.¹⁷ In practice, however, only about 25 percent of student removals are for serious offenses such as violations of the penal code or gang involvement. The rest of the removals are for violations of the district rules on student conduct.¹⁸ For instance, the Austin Independent School District allows a teacher to remove a student to an AEP if the student, "...repeatedly interfere[s] with the teacher's ability to communicate effectively with the student in the class or with the ability of the student's classmates to learn; or whose behavior the teacher determines is so unruly, disruptive, or abusive that it seriously interferes with the teacher's ability to communicate effectively..."¹⁹ Districts have broad powers in defining what constitutes reasonable cause to remove a student.²⁰ The effectiveness of such programs in providing for the educational needs of these high-risk students is unevaluated.²¹

The North Carolina Education and Law Project stated in 1996 that, "Alternative schools become a dumping ground for 'problem' students, and regular schools give up their commitment to educate all children."²² This warning seems relevant to Texas public schools. Ethnic minorities are referred to AEP's in numbers that are disproportionately high.²³ In the 1995-96 school year, 43.6 percent of the students removed to AEP's were Hispanic, 22.2 percent were African American, and 31.2 percent were white.²⁴ Students from low-income households constituted 54.6 percent of the removals.²⁵

Clearly, violent students should be removed from the classroom. However, many students with behavior problems are in greater need of counseling and increased parental and community involvement. Isolating and ostracizing these children to alternative settings could have a negative effect on their behavior.

Top Behavior Problems reported by Texas Teachers



Prevention of School Violence

The challenge of preventing school violence requires some insight into the causes linked to this behavior. No single factor can explain youth violence. A combination of environmental, developmental, and cultural factors are linked to youth violence²⁶:

- Prenatal substance abuse, low birth weight, head injury, undetected disease.
- Family violence and neglect leading to bonding and trust deficits.
- Boredom and lack of alternative activities.
- Hopelessness because of dim educational and job prospects.
- Inadequate housing and income, discrimination, lack of social skills, allure of money, deviance, gangs, and guns.
- Media violence and violent role models.
- Alienation and estrangement from friends and family.

It is particularly important for schools and family to work together to provide the emotional support needed by children who are exposed to these risk factors.

Recommendations for preventing school violence²⁷:

- Ensure that there are activities for every age group, from preschool to high school before and after school.
- Make sure that every child has at least one supportive adult who will not give up on him or her. If not a parent, then a long-term mentor.
- Integrate services in such a way that special help is created for especially vulnerable children.
- Introduce conflict resolution experiences for children in schools.
- Ensure a coordinated violence-prevention plan in all schools that goes beyond metal detectors.
- Redirect extracurricular services for adolescents to the evening hours when role models could more easily reach them.
- Offer courses that foster classroom civility and work to build strong positive ethos in the schools.
- Work to create schools that are inviting to all children.
- Widen the range of extracurricular activities in schools and work to get all students involved.
- Work to reduce the size of schools.
- Provide early childhood education; screen and identify aggressive behavior early (before the first grade if possible).
- Alter punishments to ensure they are restrictive but not harsh or physically painful.
- Educate students about the influence of media violence and control violent images in the media.
- More stringent gun control.
- Explore reasons for alienation among youth.
- Commit to improvements in the quality of education.
- Increase counseling in schools.
- Collaboration of parents and community members to ensure the safety of all children.

Safe and Drug Free Schools

Prevention of violence and weapons in schools should be a top priority for Texas. Clearly, the decline in gang activity and weapon confiscation in schools may be the direct result of prevention efforts such as the Safe and Drug Free Schools Program. The Safe and Drug Free Schools Program was created to support the seventh National Education Goal, which states that "...by the year 2000, all schools will be free of drugs and violence and the unauthorized presence of firearms and alcohol, and offer a disciplined environment conducive to learning." Federal funding for drug and violence prevention programs was authorized by the Safe and Drug Free Schools and Communities Act as well as the Improving America's Schools Act of 1994. The U.S. Department of Education distributes grants to states and local agencies as well as Governor's offices to provide grants to community organizations to operate drug and violence prevention programs, early intervention, rehabilitation, and education. The Department of Education also provides program evaluation, research, and information dissemination.²⁸

In 1998-99, the Texas Education Agency received more than \$33 million from the federal government for Safe and Drug Free School programs.²⁹ Most of this money is allocated to school districts according to how many students they have (by formula). The federal allocation for safe and drug free schools is decreasing by an estimated

17 percent in 1999-2000 because these federal dollars are being diverted from local school districts to competitive national grant programs. According to a Texas Education Agency official, no state dollars are currently allocated for safe and drug free schools.³⁰ Texas should consider increasing funding by adding state dollars to the Safe and Drug Free Schools effort and the federal government should reconsider reducing its funding effort to local programs.

Conclusion

The incidence of violence and weapons possession in Texas public schools is alarmingly high. Whether violence in schools is on the rise or merely the perception of violence is increasing, students, teachers, and parents alike have more fear and concern about safety in schools. This fear and concern can severely compromise quality education.

Texas school administrators are under increasing pressure to improve school safety mechanisms. However, information on school violence is not currently part of the school accountability system.³¹ Some communities have a greater problem with violence in schools than others (see county statistics at the end of this report). Using this information, communities can begin to identify particular problems they face and can design programs to improve safety in their schools and in their community.

No single factor can explain why children become violent. Many children experience extreme pressure to succeed, experience alienation, estrangement from family, boredom, and hopelessness about the future. They are confronted everyday with a culture that tolerates excessive media violence and guns. Too many children have been the victims of family violence and neglect. Prevention of school violence must involve the cooperation of teachers and administrators working along with parents and other community members to develop a culture of peace and proactive conflict resolution in the entire community—not just in schools. Greater importance should be placed on early childhood education, family counseling, and positive role models. The resource list that follows can provide more ideas for creating safer schools in Texas.

RESOURCES FOR THE PREVENTION OF SCHOOL VIOLENCE

Annual Report on School Safety

The U.S. Departments of Education and Justice released the first Annual Report on School Safety in October 1998. It gives parents, schools, and communities an overview of the extent to which crime pervades their children's schools. Also, the Report offers suggested actions that schools, communities and policy makers can take to address the problem. A list of model programs is provided.

U.S. Department of Education, 400 Maryland Avenue, SW, Washington, DC 20202

Toll Free 1-877-433-7827, <http://www.ed.gov/pubs/AnnSchoolRept98/>

Early Warning, Timely Response: A Guide to Safe Schools

Also developed by the Departments of Education and Justice, the Guide offers effective strategies for preventing and responding to school violence. Included are early warning signs, intervention strategies for troubled students, suggestions for developing a prevention and response plan, and crisis intervention strategies following an incident. The Guide to Safe Schools also provides a list of characteristics that describe schools that are safe and responsive to all children.

U.S. Department of Education, 400 Maryland Avenue, SW, Washington, DC 20202

Toll Free 1-877-433-7827, <http://www.ed.gov/offices/OSERS/OSEP/earlywrn.html>

Safe and Drug Free Schools

The U.S. Department of Education operates the Safe and Drug Free Schools Program, which provides grants and technical assistance to state departments of education, governors' offices, community organizations, and institutions of higher education. The Program is in the process of identifying model schools that are safe and responsive to all students.

For information and technical assistance, call (202) 260-3954, or <http://www.ed.gov/offices/OESE/SDFS/>

Center for the Prevention of School Violence

The Center for the Prevention of School Violence is a program of North Carolina State University which offers research and technical assistance to school administrators as they develop violence prevention plans. The Safe Schools Pyramid offers a strategy for combining control mechanisms such as metal detectors or police officers with civic education and conflict resolution training.

Dr. Pamela L. Riley, Executive Director, 20 Enterprise Street, Suite 2 Raleigh, North Carolina 27607-7375
Toll Free 1-800-299-6054, or <http://www.ncsu.edu/cpsv/>

Adolescent Directory Online

The Center for Adolescent Studies at Indiana University operates this useful Website with information and links for educators, counselors, parents, researchers, health practitioners, and teens. Users will find helpful information and resources on topics such as Conflict and Violence, Mental Health, and Health and Health Risk Issues. There is also a Teens Only section that provides homework help, sports info, links with pen pals, and games.

The Center for Adolescent Studies, Indiana University, Bloomington, IN 47405-1006, (817) 856-8113
<http://education.indiana.edu/cas/adol/adol.html>

School-Based Programs to Promote Safety and Civility

These programs were identified by the Appalachia Educational Laboratory, Inc. as effective intervention strategies that go beyond mere punishment. They promote cooperation, civic values, and conflict resolution. Also, the model programs listed fall into three intervention levels that address problems from school wide to individual students.

Appalachia Educational Laboratory, Inc., P.O. Box 1348, Charleston, WV 25325-1348

Toll Free 1-800-624-9120, or <http://www.ael.org/rel/policy/schbas.htm>

This report is part of a series called *Measuring Up: The State of Texas Education* produced by the Texas Kids Count Project. This and other education reports will be published both on our web site (<http://www.cppp.org/kidscount>) and in hard copy form. Please call or email us to request copies: (512) 320-0222 hormuth@cppp.org

Endnotes

¹The Safe and Drug Free Schools Program of the Texas Education Agency has compiled violence data from school districts. In 1998, 1051 of the 1061 public school districts in Texas provided the number of incidence of school violence occurring on school property. Texas Education Agency, Safe and Drug Free Schools (1999). State of Texas Annual Evaluation Report (Form AI-020) – Program Specific Indicators.

²The State of Texas Children: Fact Book 3. Texas Kids Count Project. Center for Public Policy Priorities, January 1998, Austin, TX.

³U.S. Department of Education, National Center for Education Statistics Annual report on School Safety. October 1998.
<http://www.ed.gov/pubs/AnnSchoolRept98/>

⁴The Safe and Drug Free Schools Program, Texas Education Agency

⁵Ibid.

⁶Ibid.

⁷Robinson, James III; Griffith, Jennifer M.; & Ballard, Danny J. (1998). *Texas Youth Risk Behavior Survey*. Conducted by Texas A&M University, and funded by Region 10 Education Service Center, Richardson.

⁸Ibid.

⁹Ibid.

¹⁰Ibid.

¹¹Ibid.

¹²School Net. "School Violence is a National Epidemic." School Net Website http://www.schoolnet.org/spr96_epidemic.html

¹³Kauffman, James M. & Burbach, Harold J. (1997). "On Creating a Climate of Classroom Civility." *Phi Delta Kappan* December: 320 – 325.

¹⁴Texas Education Agency, Office of Policy Planning and Evaluation (1994) "Safe Texas Schools: Policy Initiatives and Programs." *Policy Research Report Number 3*.

¹⁵ Ibid.

¹⁶ Intercultural Development and Research Association (1999). "Disciplinary Alternative Education Programs in Texas – What is Known; What is Needed." *IDRA Newsletter*, January 1999.

¹⁷ Ibid.

¹⁸ Ibid.

¹⁹ Austin Independent School District (1997). Student Code of Conduct.

²⁰ Intercultural Development and Research Association (1999). "Disciplinary Alternative Education Programs in Texas – What is Known; What is Needed." *IDRA Newsletter*, January 1999.

²¹ Ibid.

²² Ibid.

²³ Ibid.

²⁴ Ibid.

²⁵ Ibid.

²⁶ The University of Virginia, Curry School of Education. "Violence and the Public Schools". University of Virginia Website:

<http://www.people.Virginia.EDU/~rkb3b/Hal/SchoolViolence.html>

Kauffman, James M. & Burbach, Harold J. (1997). "On Creating a Climate of Classroom Civility." *Phi Delta Kappan* December: 320 – 325.

²⁷ The University of Virginia, Curry School of Education. "Violence and the Public Schools". University of Virginia Website:

<http://www.people.Virginia.EDU/~rkb3b/Hal/SchoolViolence.html>

Kauffman, James M. & Burbach, Harold J. (1997). "On Creating a Climate of Classroom Civility." *Phi Delta Kappan* December: 320 – 325.

²⁸ U.S. Department of Education, Safe and Drug Free Schools Program: <http://www.ed.gov/offices/OESE/SDFS/aboutsdf.html>

²⁹ From an unpublished report provided by Kay Beth Stavley, State Coordinator of Safe and Drug-Free Schools & Communities. Texas Education Agency April 1999.

³⁰ Interview with Kay Beth Stavley, State Coordinator of Safe and Drug-Free Schools & Communities. Texas Education Agency April 1999.

³¹ The Texas Education Code, Chapter 39 – Public School Accountability Section:

<http://www.capitol.state.tx.us/statutes/codes/ED000023.html>

Violence and Weapons Incidents in Texas Public Schools 1997-98					
County	Incidents of school-related gang violence	Assaults against students	Assaults against teacher/staff	Number of firearms confiscated	Number of other weapons confiscated
Anderson	1	82	3	1	12
Andrews	0	55	0	1	6
Angelina	23	257	19	10	42
Aransas	0	90	1	1	15
Archer	0	22	1	0	0
Armstrong	0	83	0	0	0
Atascodsa	30	28	4	0	13
Austin	0	74	1	1	7
Bailey	7	22	0	0	0
Bandera	0	3	0	0	10
Bastrop	3	91	7	1	15
Baylor	0	0	0	0	0
Bee	2	87	4	0	22
Bell	116	1,879	263	3	31
Bexar	661	3,308	412	62	492
Blanco	0	4	0	0	1
Borden	0	0	0	0	0
Bosque	0	46	7	0	7
Bowie	1	70	6	1	21
Brazoria	82	844	71	2	95
Brazos	46	119	9	11	46
Brewster	2	4	0	0	1
Briscoe	0	0	0	0	0
Brooks	0	22	0	0	2
Brown	0	109	3	3	13
Burleson	0	64	2	1	10
Burnet	8	152	2	0	4
Caldwell	11	111	3	0	15
Calhoun	0	193	15	0	23
Callahan	0	33	4	5	5
Cameron	429	939	63	3	63
Camp	0	23	0	0	1
Carson	0	1	0	0	0
Cass	0	80	3	2	10
Castro	0	6	0	0	2
Chambers	0	27	2	0	16
Cherokee	25	229	14	0	14
Childress	0	3	0	0	1
Clay	0	2	0	2	1
Cochran	0	13	0	0	2
Coke	0	0	0	0	0
Coleman	0	0	0	0	1
Collin	0	858	65	5	84
Collingsworth	0	6	1	0	0
Colorado	0	16	1	1	0
Comal	6	94	6	2	17
Comanche	0	7	0	0	3
Concho	1	0	0	0	0
Cooke	1	37	1	4	8
Coryell	8	34	6	1	9
Cottle	0	4	0	0	0
Crane	0	7	1	0	0
Crockett	1	8	1	1	5
Crosby	0	26	0	0	1
Culberson	0	33	0	0	0
Dallam	0	0	0	0	5
Dallas	526	3,962	412	52	390

County	Incidents of school-related gang violence	Assaults against students	Assaults against teacher/staff	Number of firearms confiscated	Number of other weapons confiscated
Dawson	4	77	0	0	9
Deaf Smith	0	52	4	0	10
Delta	0	18	2	1	5
Denton	5	257	42	7	39
Dewitt	7	30	1	0	1
Dickens	0	0	0	0	0
Dimmit	0	146	1	0	14
Donley	0	10	1	0	1
Duval	0	73	4	1	7
Eastland	0	69	0	0	0
Ector	337	1,277	54	10	135
Edwards	0	0	0	0	0
Ellis	7	228	7	1	26
El Paso	334	4,689	39	18	1,379
Erath	0	18	2	0	3
Falls	0	15	5	1	1
Fannin	4	82	4	0	4
Fayette	0	20	0	1	3
Fisher	0	2	0	0	0
Floyd	0	10	0	0	1
Foard	0	0	0	0	0
Fort Bend	117	289	46	9	127
Franklin	0	11	0	0	2
Freestone	0	44	1	2	6
Frio	0	124	27	0	11
Gaines	1	28	3	0	5
Galveston	51	399	30	19	63
Garza	0	44	2	0	0
Gillespie	0	28	0	0	5
Glasscock	0	2	0	0	0
Goliad	0	13	0	0	0
Gonzales	2	11	2	0	3
Grayson	0	370	13	1	25
Gregg	20	383	12	22	17
Grimes	3	44	2	1	5
Guadalupe	13	141	9	2	51
Hale	70	387	8	0	10
Hall	0	3	0	0	0
Hamilton	0	2	0	5	0
Hansford	0	18	0	0	0
Hardeman	0	0	0	0	0
Hardin	0	125	6	1	28
Harris	1,054	3,787	817	134	738
Harrison	64	418	41	2	193
Hartley	0	0	0	0	0
Haskell	0	7	0	0	1
Hays	30	164	5	2	26
Hemphill	0	2	0	0	0
Henderson	1	158	12	8	15
Hidalgo	515	2,818	229	9	177
Hill	0	128	3	0	12
Hockley	0	13	0	0	3
Hood	1	98	2	4	16
Hopkins	0	87	5	1	8
Houston	0	46	5	0	21
Howard	4	136	2	0	21
Hudspeth	0	8	0	0	0
Hunt	7	165	11	4	15

County	Incidents of school-related gang violence	Assaults against students	Assaults against teacher/staff	Number of firearms confiscated	Number of other weapons confiscated
Hutchinson	2	20	0	0	5
Irion	0	19	0	0	0
Jack	0	14	0	0	2
Jackson	4	9	3	0	11
Jasper	0	185	1	0	23
Jeff Davis	0	1	0	0	0
Jefferson	66	925	95	0	83
Jim Hogg	0	27	1	0	4
Jim Wells	1	180	11	2	12
Johnson	18	531	11	1	39
Jones	0	66	17	3	3
Kames	0	2	1	1	0
Kaufman	0	68	5	2	13
Kendall	0	29	1	0	5
Kenedy	0	0	0	0	0
Kent	0	0	0	0	0
Kerr	0	11	2	1	25
Kimble	0	2	0	0	0
King	0	0	0	0	0
Kinney	0	6	0	0	1
Kleberg	2	69	1	2	6
Knox	0	1	0	0	2
Lamar	5	83	1	2	18
Lamb	0	15	1	0	5
Lampasas	2	14	0	0	1
La Salle	1	13	0	0	4
Lavaca	0	3	0	2	2
Lee	6	107	17	1	3
Leon	0	166	1	0	12
Liberty	3	377	10	1	14
Limestone	0	43	5	0	2
Lipscomb	0	4	0	0	1
Live Oak	1	23	2	1	3
Llano	0	4	1	0	3
Lubbock	607	1,063	54	2	48
Lynn	0	0	0	0	0
Madison	0	13	0	0	8
Marion	0	0	0	0	0
Martin	0	5	1	0	0
Mason	0	2	0	0	1
Matagorda	20	338	4	1	14
Maverick	31	55	5	1	8
McCulloch	0	9	0	0	0
McClennan	3	294	24	4	96
McMullen	0	2	0	0	0
Medina	21	51	9	0	2
Menard	0	1	0	0	0
Midland	54	399	44	0	59
Milam	0	11	3	0	2
Mills	0	2	0	0	0
Mitchell	0	37	0	0	1
Montague	0	149	1	0	2
Montgomery	87	1,086	99	13	114
Moore	0	11	1	1	0
Morris	0	20	3	0	4
Motley	0	0	0	0	0
Nacadoches	4	124	7	0	12
Navarro	0	152	4	0	12

County	Incidents of school-related gang violence	Assaults against students	Assaults against teacher/staff	Number of firearms confiscated	Number of other weapons confiscated
Newton	0	26	3	1	1
Nolan	0	64	5	0	0
Nueces	51	240	46	9	94
Ochiltree	0	0	0	0	0
Oldham	0	0	0	0	2
Orange	1	192	15	4	33
Palo Pinto	1	22	0	1	16
Panola	0	40	0	0	2
Parker	1	114	9	1	27
Parmer	5	27	1	0	2
Pecos	0	3	2	1	4
Polk	5	229	9	1	18
Potter	56	883	29	3	99
Presido	0	22	3	0	7
Rains	0	6	1	0	23
Randall	0	38	3	0	18
Reagan	2	2	0	0	1
Real	0	0	0	0	0
Red River	0	44	0	0	15
Reeves	7	0	0	0	0
Refugio	1	6	0	0	6
Roberts	0	0	0	0	0
Robertson	0	288	4	2	12
Rockwall	0	43	3	2	8
Runnels	0	9	0	0	0
Rusk	67	101	13	0	10
Sabine	0	0	0	0	4
San Augustine	0	0	0	0	5
San Jacinto	0	77	4	1	8
San Patricio	3	325	12	0	18
San Saba	0	3	0	0	1
Schleicher	0	15	0	0	0
Scurry	0	52	2	1	5
Shackelford	0	7	0	0	0
Shelby	0	12	1	0	3
Sherman	0	0	0	0	0
Smith	69	736	41	5	31
Somervell	0	12	0	0	2
Starr	113	59	3	0	9
Stephens	0	46	0	0	1
Sterling	0	2	0	1	0
Stonewall	0	7	0	0	2
Sutton	0	1	0	0	1
Swisher	5	24	0	1	1
Tarrant	429	8,993	228	24	940
Taylor	93	252	22	2	47
Terrell	0	0	0	0	1
Terry	2	37	5	0	1
Throckmorton	0	0	0	0	0
Titus	20	29	2	1	21
Tom Green	20	79	16	2	34
Travis	22	1,435	303	6	72
Trinity	0	177	3	1	5
Tyler	0	45	0	0	2
Upsher	0	67	3	0	5
Upton	0	0	0	0	0
Uvalde	3	535	3	2	14
Val Verde	4	43	4	1	16

County	Incidents of school-related gang violence	Assaults against students	Assaults against teacher/staff	Number of firearms confiscated	Number of other weapons confiscated
Van Zandt	0	205	1	2	13
Victoria	64	400	58	3	30
Walker	12	91	0	2	13
Waller	0	453	28	4	18
Ward	0	5	0	0	0
Washington	5	119	8	1	13
Webb	10	338	17	1	49
Wharton	0	167	11	0	6
Wheeler	0	2	0	0	0
Wichita	95	744	55	5	51
Wilbarger	0	7	0	0	7
Willacy	5	125	12	0	20
Williamson	97	1,332	33	0	39
Wilson	24	59	10	1	23
Winkler	0	9	0	0	4
Wise	0	43	8	1	11
Wood	8	165	1	0	6
Yoakum	0	12	1	0	4
Young	0	17	0	0	2
Zapata	0	108	3	0	2
Zavala	0	29	3	0	7
TEXAS	6,879	58,634	4,369	576	7,436

U.S. Department of Education

Office of Educational Research and Improvement (OERI)

National Library of Education (NLE)

Educational Resources Information Center (ERIC)

ERIC REPRODUCTION RELEASE

I. Document Identification:

Title:

Violence and Weapons in Texas Schools

Author:

Texas Kids Count Project, Pam Hormuth Director

Corporate Source:

Center for Public Policy Priorities

Publication Date:

May 18, 1999

II. Reproduction Release:

In order to disseminate as widely as possible timely and significant materials of interest to the educational community, documents announced in the monthly abstract journal of the ERIC system, Resources in Education (RIE), are usually made available to users in microfiche, reproduced paper copy, and electronic media, and sold through the ERIC Document Reproduction Service (EDRS). Credit is given to the source of each document, and, if reproduction release is granted, one of the following notices is affixed to the document.

If permission is granted to reproduce and disseminate the identified document, please check one of the following three options and sign the release form.

Level 1 - Permitting reproduction and dissemination in microfiche or other ERIC archival media (e.g. electronic) and paper copy.

Level 2A - Permitting reproduction and dissemination in microfiche and in electronic media for ERIC archival collection subscribers only.

Level 2B - Permitting reproduction and dissemination in microfiche only.

Documents will be processed as indicated provided reproduction quality permits. If permission to reproduce is granted, but no box is checked, documents will be processed at Level 1.

Sign Here: "I hereby grant to the Educational Resources Information Center (ERIC) nonexclusive permission to reproduce and disseminate this document as indicated above. Reproduction from the ERIC microfiche or electronic media by persons other than ERIC employees and its system contractors requires permission from the copyright holder. Exception is made for non-profit reproduction by libraries and other service agencies to satisfy information needs of educators in response to discrete inquiries."

Signature:

Pamela Hormuth

Position:

Senior Research Associate

Printed Name:

Pam Hormuth

Organization:

Center for Public Policy Priorities

Address:

900 Lydia
Austin TX
78702

Telephone No:

512 320 0222

Date:

10-8-99

III. Document Availability Information (from Non-ERIC Source):

If permission to reproduce is not granted to ERIC, or, if you wish ERIC to cite the availability of the document from another source, please provide the following information regarding the availability of the document. (ERIC will not announce a document unless it is publicly available, and a dependable source can be specified. Contributors should also be aware that ERIC selection criteria are significantly more stringent for documents that cannot be made available through EDRS.)

Publisher/Distributor:

Address:

Price per copy:

Quantity price:

IV. Referral of ERIC to Copyright/Reproduction Rights Holder:

If the right to grant this reproduction release is held by someone other than the addressee, please complete the following:

Name:

Address:

V. Attach this form to the document being submitted and send both to:

ERIC Clearinghouse on Rural Education and Small Schools
P.O. Box 1348
1031 Quarrier Street
Charleston, WV 25325-1348