

DOCUMENT RESUME

ED 418 177

UD 032 237

TITLE South Dakota's 1996 Homeless Report. Homeless, Not Hopeless.
 INSTITUTION South Dakota State Dept. of Education and Cultural Affairs,
 Pierre.
 PUB DATE 1997-03-01
 NOTE 21p.
 PUB TYPE Reports - Research (143) -- Tests/Questionnaires (160)
 EDRS PRICE MF01/PC01 Plus Postage.
 DESCRIPTORS Adults; American Indian Reservations; *American Indians;
 *Children; Elementary Secondary Education; Ethnic Groups;
 *Homeless People; Minority Groups; *Urban Youth
 IDENTIFIERS *Shelters; *South Dakota

ABSTRACT


To study the number and status of homeless people in South Dakota, a questionnaire was mailed to approximately 701 persons who were likely to have knowledge of homeless people. Responses were received from 349 people. Estimated numbers of homeless people include those who live with others because they lack adequate resources to maintain a fixed, regular, and adequate nighttime residence of their own. The total estimated number of homeless adults, children, and youth in South Dakota in 1996 was 13,066. The average adult was likely to be a single woman with children (40%) or a man living alone (26%). The adult was either living doubled-up with others or in a shelter. The largest numbers of homeless adults were in cities or on reservations. Some 47% of the homeless adults in South Dakota were Native Americans, while 40% were White, and 13% "other." The "average" homeless child or youth in South Dakota in 1996 was probably living in a privately operated domestic abuse shelter with his or her mother. Tutorial support was among the high-priority needs of these children and adolescents. Most of the state's homeless children were Native American (58%), while 37% were White, and 5% "other." Like the homeless adults, most lived in cities or on reservations. Most of these children (93.3%) were attending school, and guardianship issues were the greatest difficulty in enrollment, with transportation second. A chart lists numbers of homeless adults and children by town or county. The study survey is attached. (SLD)

 * Reproductions supplied by EDRS are the best that can be made *
 * from the original document. *

South Dakota's

1996

HOMELESS REPORT



U.S. DEPARTMENT OF EDUCATION
Office of Educational Research and Improvement
EDUCATIONAL RESOURCES INFORMATION
CENTER (ERIC)

This document has been reproduced as received from the person or organization originating it.

Minor changes have been made to improve reproduction quality.

• Points of view or opinions stated in this document do not necessarily represent official OERI position or policy.

PERMISSION TO REPRODUCE AND DISSEMINATE THIS MATERIAL HAS BEEN GRANTED BY

K.L. Schaack
SD, SDECA

TO THE EDUCATIONAL RESOURCES INFORMATION CENTER (ERIC)

Department of Education & Cultural Affairs
Office of Education for the Homeless
700 Governors Drive
Pierre SD 57501-2291
Ph. # (605) 773-3218

UD032 2.37

1996

**Quantitative Assessment of Estimated Number
of Homeless Adults, Children and Youth
in South Dakota**

March 1, 1997

During January 1997, approximately 701 surveys were mailed to persons, schools and/or agencies who were identified as being likely to have some knowledge of the number of homeless persons in their community. Refer to a copy of the survey on pages 16-18 of this report. To encourage prompt return of the survey, a self-addressed, postage-paid envelope was enclosed.

There were 349 surveys returned. The estimated number of homeless children/youth and adults and the information contained within this report about this particular group are based on those surveys. These estimated numbers were based on the following definition of homeless persons.

- (1) individuals who lack a fixed, regular, and adequate nighttime residence; or
- (2) individuals who have a primary nighttime residence that is:
 - (a) a supervised publicly or privately operated shelter designed to provide temporary living accommodations (i.e., welfare hotels, domestic violence shelters, homeless shelters, runaway youth shelters, halfway houses, transitional housing for the mentally ill); or
 - (b) an institution that provides a temporary residence for individuals intended to be institutionalized; or
 - (c) a public or private place not designed for or ordinarily used as a regular sleeping accommodation for human beings (i.e., cars, campers, abandoned buildings, parks, streets, bridges); and
- (3) an individual who lives with other people because they lack adequate resources to maintain a fixed, regular and adequate nighttime residence on their own.

**THE ABOVE DEFINITIONAL TERMS DO NOT INCLUDE ANY INDIVIDUAL
IMPRISONED OR OTHERWISE DETAINED PURSUANT TO AN ACT OF
CONGRESS OR A STATE LAW.**

ESTIMATED HOMELESS NUMBERS

The total estimated number of homeless adults, children and youth within the State of South Dakota during 1996 is 13,066.

WHAT HAVE WE LEARNED?

While no one can provide an exact count of the homeless population, instruments such as this survey can serve as an indicator of homelessness. It is important to remember that the homeless are not just numbers. They are people. It was hoped that South Dakota would learn a little more about these people and their lives as a result of this survey.

THE "AVERAGE" HOMELESS ADULT IN SOUTH DAKOTA

The "average" homeless adult in South Dakota during 1996 was somewhere between the ages of 25-44 years old. This adult was probably a single woman with children or a single man. This adult was either living doubled-up with others or in a domestic violence shelter; because they lacked the resources to maintain a fixed, regular and adequate nighttime residence on his/her own. This adult is a South Dakota resident.

If this adult were given a wish list of needs, it would likely read something like the list in this table. The number (1) represents the greatest need indicated by survey respondents.

PRIORITIZED NEEDS FOR HOMELESS ADULTS

1	Shelter
2	Permanent Housing
3	Employment
4	Transportation/Medical Care
5	Clothing

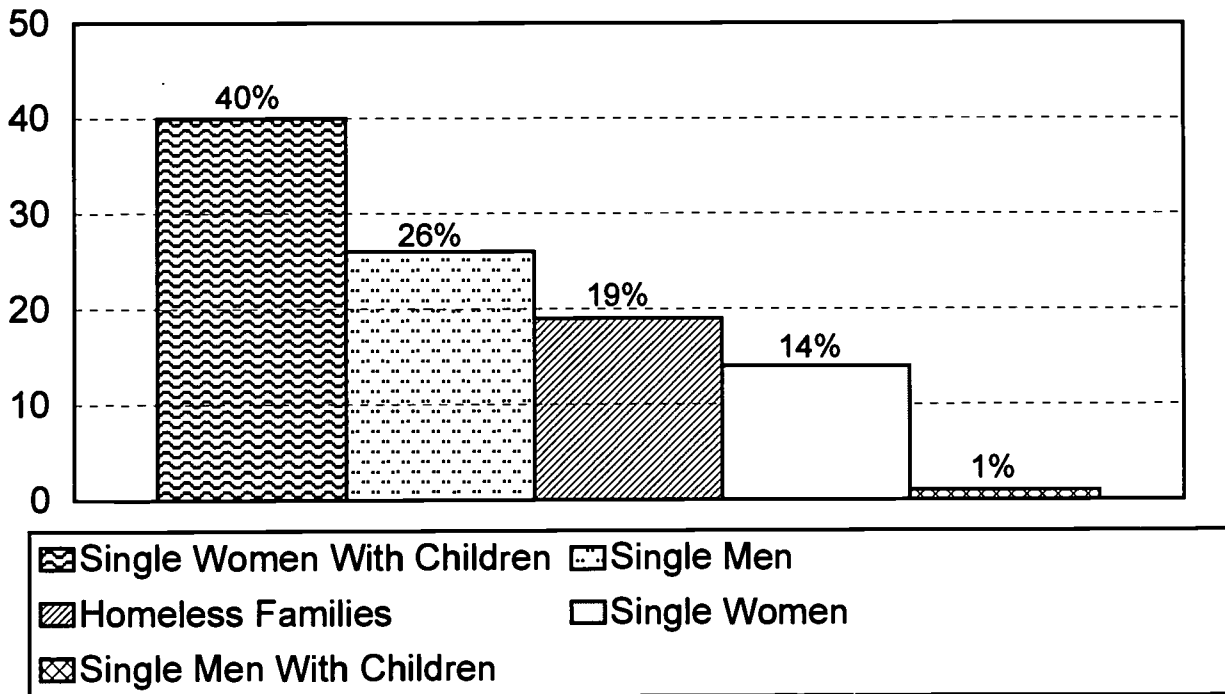
ESTIMATED NUMBER OF HOMELESS ADULTS

Respondents were asked to estimate the number of homeless persons 18 years of age or older that they or their agency had served or encountered during the past year. They were instructed to base their estimates on the definition of homeless included in the survey. The estimated number of homeless persons 18 years of age and older who were present in South Dakota in 1996 is 6,617.

The five cities or reservations in South Dakota with the largest number of estimated homeless adults are *Rapid City, Sioux Falls, Madison, Pierre, and Lake Andes*.

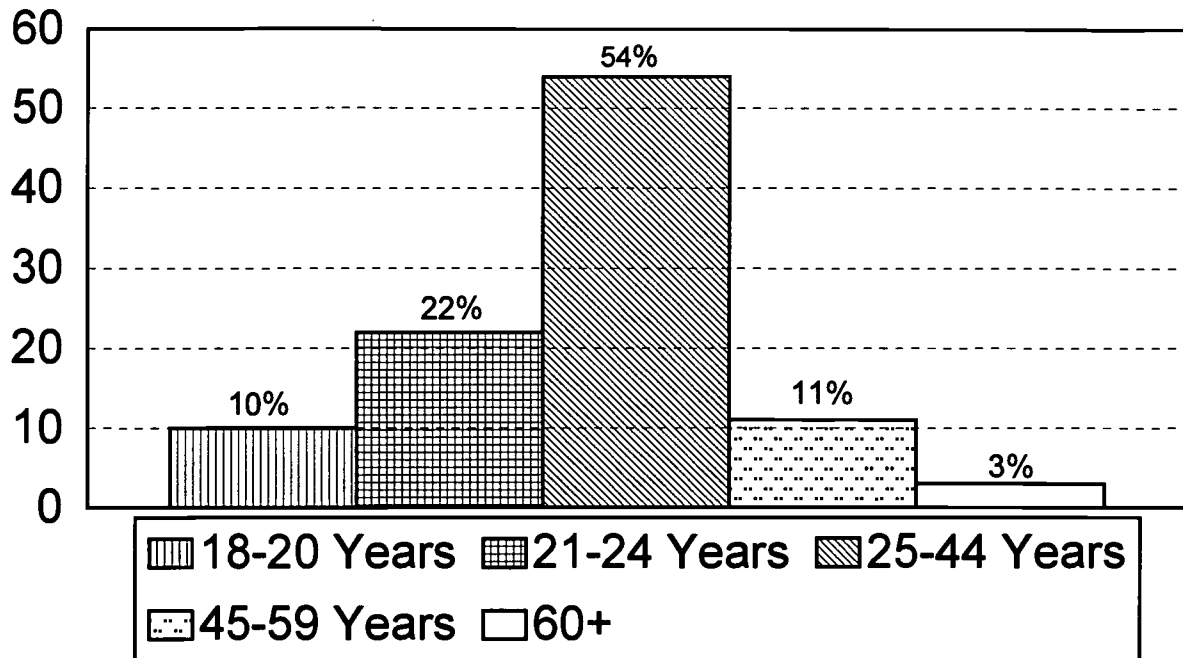
To learn more about homeless adults within the State of South Dakota during 1996, please refer to the charts and graphs that follow.

1996 HOMELESS ADULTS
Family Makeup Totals



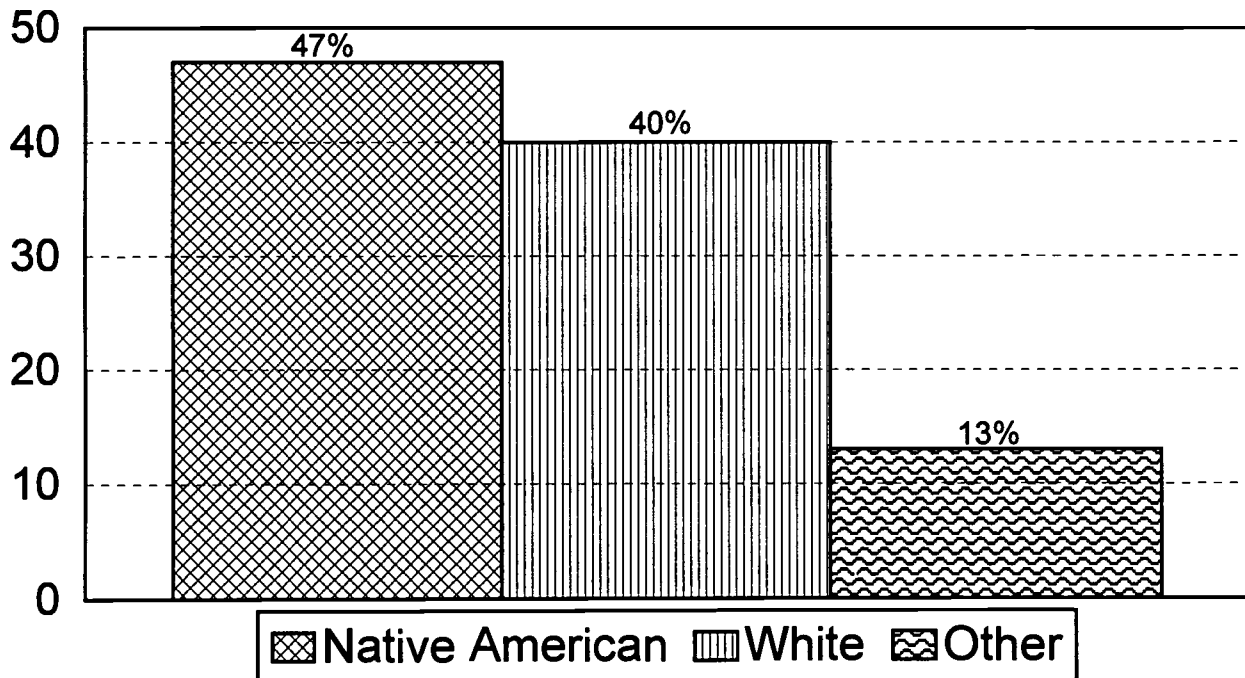
1996 HOMELESS ADULTS

Age Distribution

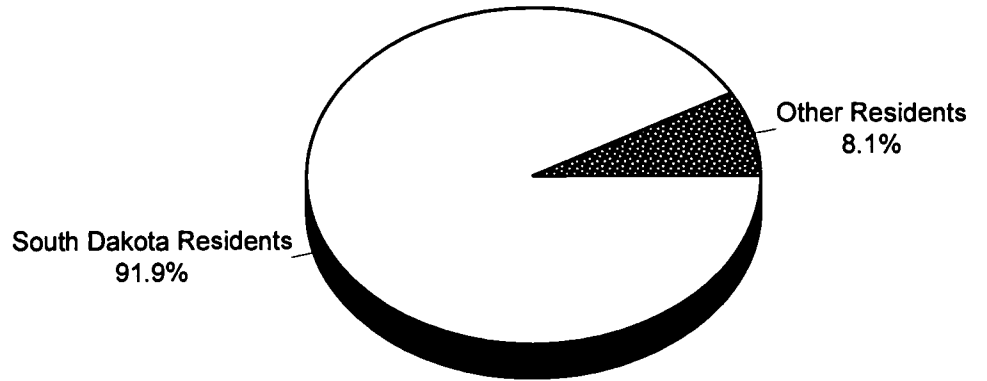


1996 HOMELESS ADULTS

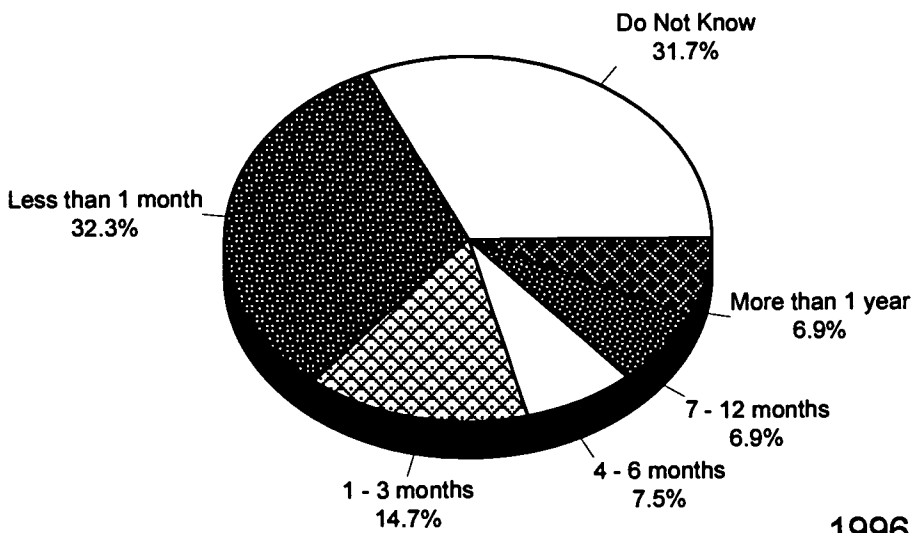
Ethnicity Totals



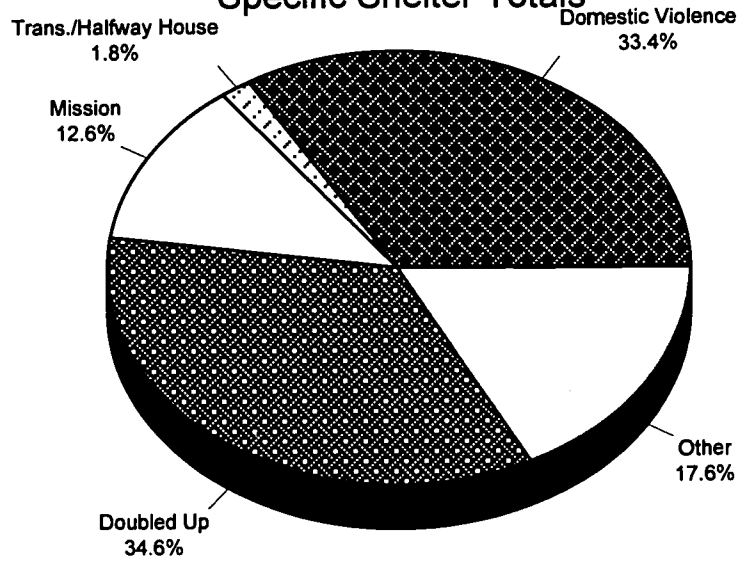
1996 HOMELESS ADULTS Residency Totals



1996 HOMELESS ADULTS Length of Homelessness



1996 HOMELESS ADULTS Specific Shelter Totals



THE "AVERAGE" HOMELESS CHILD OR YOUTH IN SD

The "average" homeless child or youth in South Dakota during 1996 was probably living in a privately operated domestic abuse shelter with his/her mother. The child was a resident of South Dakota. The child was more likely to be between birth and four years old or attending elementary school. Very few handicapping conditions were reported; but alcohol addiction and mental handicaps were noted most often. If this child or youth was given a wish list of needs, it would likely read something like the list in the table below. The number (1) represents the greatest need indicated by survey respondents.

PRIORITIZED NEEDS FOR HOMELESS CHILDREN AND YOUTH

1	Permanent Housing
2	Transportation
3	Medical Care
4	Food
5	Tutorial Support

ESTIMATED NUMBER OF HOMELESS CHILDREN AND YOUTH

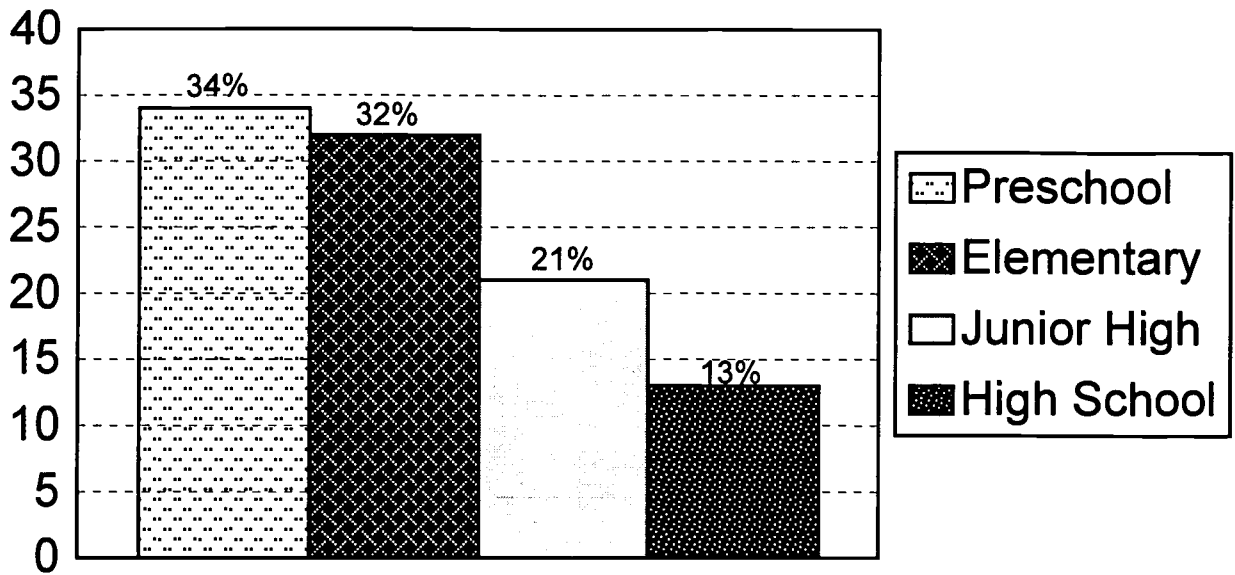
Respondents were asked to estimate the number of homeless children and youth under 18 years of age that they or their agency had served during the past year. They were instructed to base their estimates on the definition of homeless included in the survey. The estimated number of homeless children and youth under 18 years of age who were present in South Dakota in 1996 is 6,449.

The five cities or reservations in South Dakota with the largest number of reported homeless children and youth are *Rapid City, Sioux Falls, Pierre, Madison, and Sisseton*.

To learn more about homeless children and youth within the State of South Dakota during 1996, please refer to the charts, graphs, and tables that follow.

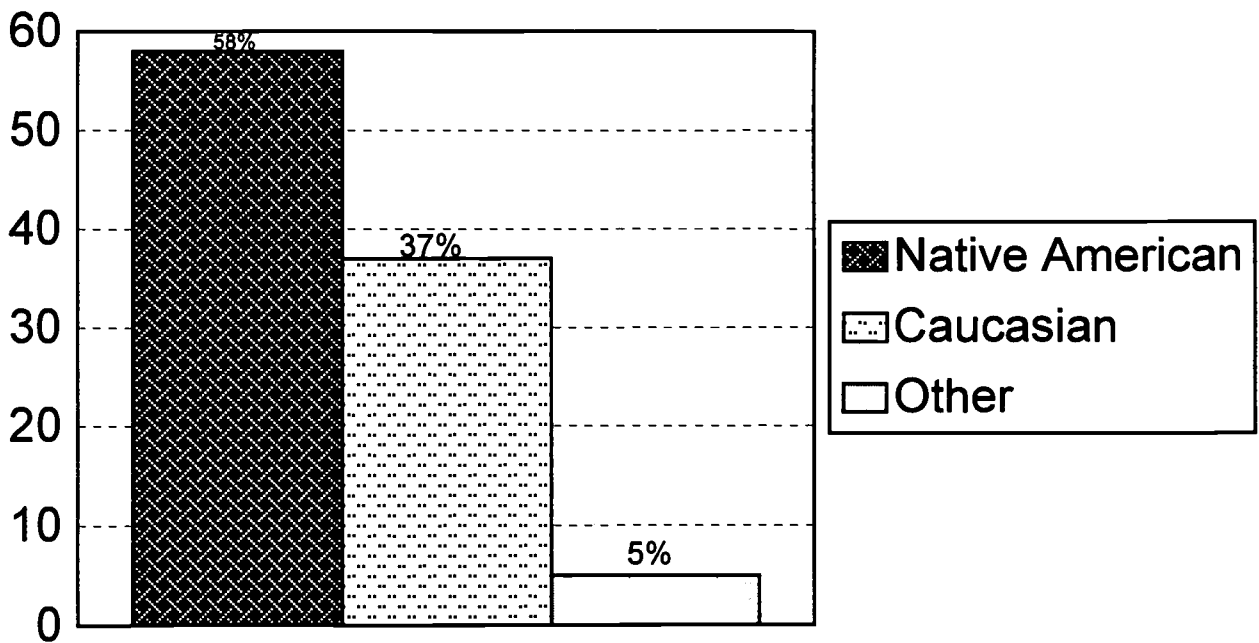
1996 HOMELESS CHILDREN AND YOUTH

School Level Totals



1996 HOMELESS CHILDREN AND YOUTH


Ethnicity Totals



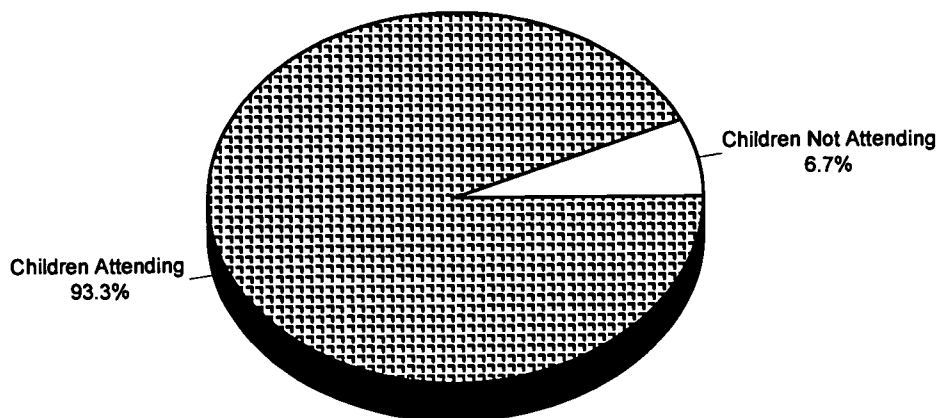
Enrollment Difficulties Reported

1	Guardianship Issues
2	Transportation
3	No Permanent Address
4	Health Records
5	Student Records

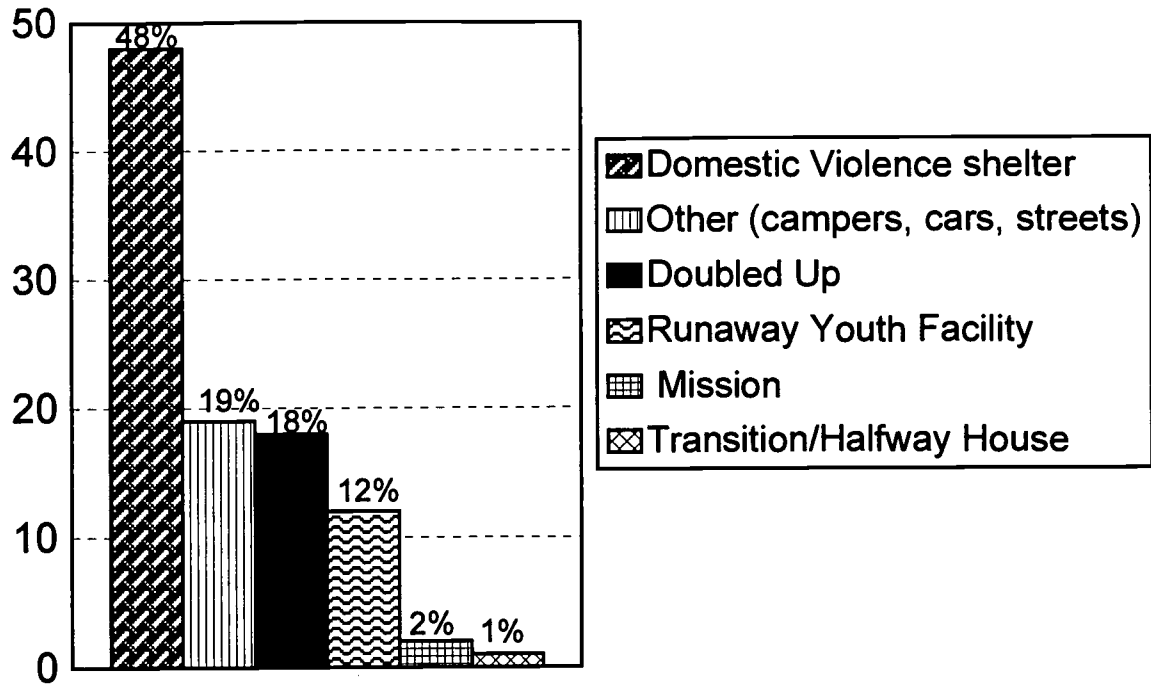
1996 HOMELESS CHILDREN AND YOUTH Residency Totals



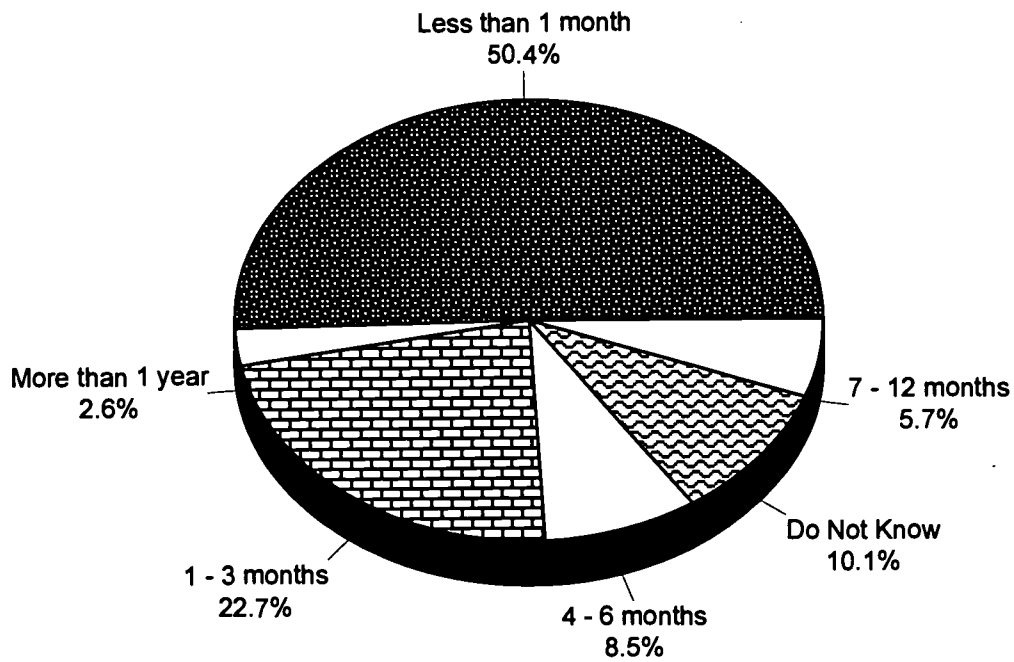
1996 HOMELESS CHILDREN AND YOUTH School Attendance Totals



1996 HOMELESS CHILDREN AND YOUTH Specific Shelter Totals

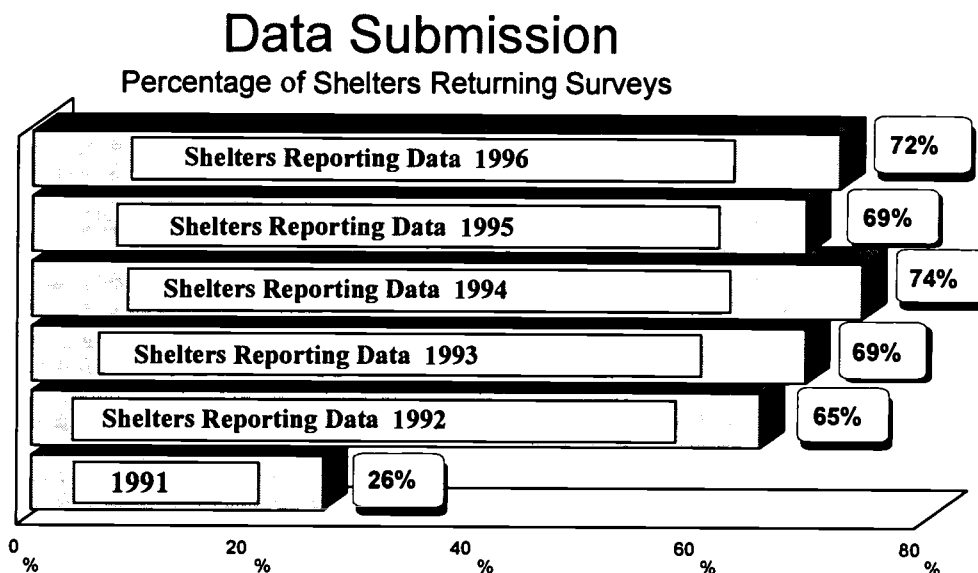


1996 HOMELESS CHILDREN AND YOUTH Length of Time Experienced Homelessness



SUMMARY

The number of surveys returned by shelters each year greatly impacts the outcome of this survey (Please refer to graphs below.)



Surveys were sent to 453 schools statewide. There were 214 surveys returned and 20% of those schools reported homeless students enrolled.

South Dakota's homeless reports are funded through the Stewart B. McKinney Homeless Assistance Act, Subtitle B-Education for Homeless Children and Youth. Reports have been generated since 1989 and listed below are the total estimated number of homeless throughout South Dakota during those years.

YEAR	TOTAL # OF HOMELESS
1989	9,023
1990	6,370
1991	8,017
1992	8,616
1993	6,686
1994	8,283
1995	8,019
1996	13,066

Included on the next pages are numbers of homeless reported by various cities, counties and areas and comments furnished by survey respondents.

TOWN/COUNTY	ADULTS SERVED	CHILDREN SERVED
Aberdeen	68	40
Alexandria	0	0
Armour	0	0
Belle Fourche	10	0
Belle Fourche, Newell, Nisland	0	0
Bison	0	0
Bison, Lemmon	6	0
Britton	2	0
Brookings	10	6
Buffalo	0	0
Bullhead, Little Eagle	3	0
Burke	1	0
Burke, Gregory, Bonesteel	4	8
Canton	2	1
Clark	13	0
Clear Lake	3	1
Custer	42	30
Davison County	24	6
Deadwood, Lead, Spearfish	12	7
Desmet	0	0
Deuel County	31	0
Dupree	29	39
Eagle Butte	163	300
Edmunds County	0	0
Elk Point	0	0
Elk Point, Alcester	3	2
Eureka	0	0
Eureka, Leola	0	0
Faulkton	1	0
Fort Pierre	1	0
Fort Thompson	75	135
Freeman, Parkston, Tripp	7	3
Gettysburg, Lebanon, Hoven	0	0
Hayti	0	0
Hot Springs	44	41
Howard, Canova, Carthage	0	0
Huron	42	42
Ipswich	1	0
Kennebec	0	0
Kingsbury County	2	0
Lake Andes	236	68
Lead	52	49
Lemmon	7	50

TOWN/COUNTY	ADULTS SERVED	CHILDREN SERVED
Madison	438	358
Martin	7	0
McCook County	8	8
Milbank	32	21
Miller	0	0
Mission	80	134
Mitchell	55	73
Mobridge	77	38
Murdo	0	0
Murdo, Draper, Okaton	0	0
Olivet	0	0
Onida	0	0
Parker	0	0
Philip	0	0
Pierre	420	491
Plankinton	1	0
Pollock, Herreid, Mound City	0	0
Rapid City	*2,937	*2,343
Redfield	0	0
Roscoe	0	0
Rosebud	0	270
Selby	0	0
Sioux Falls	1022	1280
Sisseton	134	302
Sturgis	83	53
Timber Lake	0	0
Tyndall	0	0
Vermillion	28	20
Watertown	134	125
Waubay	8	15
Webster	0	0
Wessington Springs	1	0
Winner	153	35
Winner, Mission, Gregory	41	23
Woonsocket	0	0
Yankton	64	32
Total	6,617	6,449

*not
to use*

*Annual estimate based on Rapid City's point-in-time count conducted 2/12/97. Rapid City reported 351 homeless adults and 265 homeless children and youth during a 24 hour period. Estimate derived from formula included in Practical Methods for Counting Homeless People prepared by Martha Burt, the Urban Institute for Interagency Council on the Homeless and the U.S. Department of Housing and Urban Development, March 1992.

COMMENTS

#10 I choose employment because all three adults had no jobs, but most of all they didn't want to work or work suggested too hard for them. The time clock I believe is the hardest thing for them to keep up with.

#11, cannot estimate their problems with alcohol or drugs, since they have been admitted they don't drink or do drugs. Children's school attendance...while at the shelter if their stay will be over a month, we help them get to a school. Short stays like a week, do not send their children as they will be moving on.

As far as I know I have no homeless in my county.

As of now we don't have any homeless in this county.

As veterans service office I have had no contact with anyone who could be considered homeless according to standards listed on cover page.

Children not dealt with directly, only when their parents are involved.

We maintain records and stats. on those cases we handle directly. We also serve two other areas through outreach workers. In those cases we do not receive through the interview process all the detail information except on the application we receive. From the reports we receive, our agency served 80 adult females and 186 children through the domestic violence shelter.

The single women are usually pregnant.

None of the 32 we assisted qualify in this category (children suffering).

Difficult to come up with concrete answers, did the best I could.

Filled out the county emergency service officers report and sent it in.

Our county again submits a negative report. To the best of our knowledge and belief there are no homeless adults, children or youth in this county.

Have not dealt with any homeless this year.

I combined the stats. for the center's women shelter and adult programs on one survey. We changed our focus in the adolescent program to long term group care thus limiting our intakes there. Also, the housing authority has been attempting to renovate our facilities so we have been operating out of one house only, another decrease in numbers served. We moved a total of seven through the programs last year. All other numbers are for the women's shelter.

I feel there are homeless people in our town but our county provides no services unless someone comes in and asks for help. We do not advertise that we can help. Our finances and resources are limited. Based on personal knowledge, I would say there is one family of five, and about four single people staying here and they are with friends and relatives. All of these people are Native American. Alcohol and drugs are involved.

I have had no homeless in my office this year. We have several veteran transients that have asked for help, but no homeless.

These estimates are for non-Indian subjects, due to being a reservation county.

To our knowledge there are no homeless adults or youth in our county.

To the best of my knowledge there are no homeless adults or children in this county.

In 1996 we did not shelter anyone. We made arrangements for shelter or permanent housing assistance, but the client did not follow through. We had many calls for assistance, but none were homeless at the time.

In reply to your survey form on our county's homeless adults and children, I find after checking with our sheriff that he is forwarding the information for our public health and my office.

No homeless known in our county.

Our biggest concern is housing. The waiting list for housing is 2 years. #2 our jobs are rare. We need educational classes to prepare people for jobs or training for jobs.

Our shelter, food bank, family advocate and local thrift clothes store's are great about supplying immediate needs. They are much prized programs in this area.

Part 2, item 9, answer should be normal family life to include discipline when needed and praise when deserved, and free family counseling for all family members when problems begin to get out of hand.

Sheriff does not allow homeless people in this county. He takes any that we may have to another county.

Sorry I can't help. Our shelter is a group home for men, we do not take children.

We have no homeless people living in our county. We do have a ministerial program to help people who come through our county. This is what the man listed above would fall under.

We're in a small town and we don't have anybody homeless or hungry or out of work.

Sheriff does not allow the homeless to stay. When he found out there was a man sleeping in park, he transported him to the county line.

This community has a population of 20,000 and lacks emergency shelter except for women and children having a domestic abuse situation.

Through the path grant we can provide food and shelter in limited ways. Case management to community resources, clothing via thrift store.

Very few, but I don't have a clue as to the actual number.

Very rural area with small towns so homeless are usually temporary and usually relatives. Occasionally have transient who stop for food and move on. In our area many of the homeless we are not aware of because family or friends take them in until they are employed or move to another area. I know of no one who lives on the street in our county that is not saying there might not be someone out there living in a car.

We do not serve any homeless people. If a transient passes through, we refer them to another city. They have a fund to assist these people.

We have no homeless adults or children in this county.

We have no homeless in our county.

We have no way of knowing accurately the length of time, or how many for those are doubled-up with relatives or friends. Of major concern to me is the fact that so many homeless people have great difficulty gathering up enough money for utility deposits and first and last months rent aside from being able to afford the monthly rent.

I feel there are more students at the earlier grades but it is difficult to get an accurate answer as to where some of them live.

On question #9 (both alcohol/drug addiction) I based my number on the home life itself, not necessarily on the student. Very few students suffer with this.

We wish that grants would be of greater dollar amounts so that we would have more money for transportation for homeless students living in motels and out of the way areas. Attendance is a big factor with student's education when they are in the middle and high school levels.

Those who stay in the area a short time are not being served due to time delays in receiving previous school records, scheduling testing and IEP's etc.

I work with a limited number of students. The three students I listed have now obtained housing. Reliable transportation continues to be an issue.

Many of our students are self supporting and find it difficult to work and attend school at the same time. Some are a paycheck away from homelessness.

No jobs, little education on parents part, low-pay scale, just plain frustration, hopelessness, helplessness.

Our school is about 50% Native American. A number of these children run away on a regular basis. The Tribe supposedly takes care of this. We also have students who reside in a detention center. How well they are treated is a mystery to me as I or any of our school people have never been invited to look at it.

We have a mother and seven children living in a home now used for a domestic violence shelter. There are likely other students who live in situations that would fall under the definition of homeless but I don't know who they are.

No one keeps any records or pays attention. We have students and families doubled-up with relatives and friends at times; but it is not an issue in school enrollment or receiving services. Sometimes we know and sometimes we don't know when people are in domestic violence shelter situations. I've circled areas that are affected to the best of my knowledge. I work with students in grades K-6. I could only have given info on those students and their families or people I know of from other contacts.

I cannot give you any definite numbers. I believe we probably have at least ten families who are doubled-up. We also have many families living in dwellings that are not fit for anyone; but that is all they can afford to rent.

We have one family that seems to be on the edge. Currently are in a house but have no employment. They have two children 7 & 8 years old.

These children are living with elderly grandmas. Two don't have concerned parents. The other two are with mom and grandma in a small (2 bedroom trailer). Eleven people live there.

This family is definitely in transition. May be moving to Minnesota.

We have four students from one family whose house burned dow. They are presently living with relatives until they can find other housing.

I believe we have a couple students who may be termed "homeless", but in our school district we require an address before we register new students so we are very likely unaware of any truly "homeless" students. Our school nurse's office indicated that the numbers range from 0 to 1 or 2 students.

Many children are constantly moving in and out of our district, staying with relatives until we question the guardianship issue.



DEPARTMENT OF EDUCATION AND CULTURAL AFFAIRS
1996 SOUTH DAKOTA SURVEY OF
HOMELESS ADULTS AND CHILDREN

Please provide name and/or address of person completing this form if the name and/or address differ from printed label above.

Name: _____

Address: _____

The purpose of this survey is to estimate the number of homeless children and adults in South Dakota. This information is needed for planning how to best utilize South Dakota's share of federal aid for the homeless. It is impossible to get an exact count of the homeless in South Dakota. However, it is possible with your help to develop a reasonable estimate of the number of homeless in South Dakota. This will be accomplished by combining the estimates of numerous respondents like yourself, who have been identified as being likely to have some knowledge of the number of homeless persons in their city or town.

For the purpose of this survey, the definition of homeless persons is as follows:

- (1) individuals who lack a fixed, regular, and adequate nighttime residence; or
- (2) individuals who have a primary nighttime residence that is:
 - (a) a supervised publicly or privately operated shelter designed to provide temporary living accommodations (i.e., welfare hotels, domestic violence shelters, homeless shelters, runaway youth shelters, halfway houses, transitional housing for the mentally ill); or
 - (b) an institution that provides a temporary residence for individuals intended to be institutionalized; or
 - (c) a public or private place not designed for or ordinarily used as a regular sleeping accommodation for human beings (i.e., cars, campers, abandoned buildings, parks, streets, and bridges) and
- (3) an individual who lives with other people because they lack adequate resources to maintain a fixed, regular and adequate nighttime residence on their own.

THE ABOVE DEFINITIONAL TERMS DO NOT INCLUDE ANY INDIVIDUAL IMPRISONED OR OTHERWISE DETAINED PURSUANT TO AN ACT OF CONGRESS OR A STATE LAW.

Thank you for taking the time to complete this survey. Return survey by January 29, 1997 in the enclosed envelope. Direct any questions to:

South Dakota Office of Technical Assistance
Department of Education and Cultural Affairs
700 Governors Drive
Pierre SD 57501-2291
PH. (605) 773-4437

Part I - HOMELESS ADULTS

**ESTIMATED NUMBERS IN QUESTIONS 5-9 MUST EQUAL TOTAL ESTIMATED NUMBER GIVEN IN
QUESTION 1 OR SURVEY WILL BE VOID
ESTIMATED NUMBERS ONLY (NO check-marks)**

1. Based on definition of homeless, estimate number of homeless adults, 18 years of age or older, you or your agency has served in the last 12 months. _____

2. How confident are you about estimate? (Circle)

1	2	3	4	5	6	7	8	9	10
									Extremely
Not at all									Confident
Confident									

3. Name town used in estimate. _____

4. Estimate number of

_____ Homeless families	_____ Single women w/children
_____ Single men	_____ Single men w/children
_____ Single women	

5. How many fall into each of the following ethnic groups

_____ Asian	_____ Native American
_____ Black	_____ White
_____ Hispanic	_____ Other

6. How many fall into each of the following age groups

_____ 18-20 years	_____ 45-59 years
_____ 21-24 years	_____ 60 + years
_____ 25-44 years	

7. How long have these adults been homeless

_____ Less than 1 month	_____ 7 to 12 months
_____ 1 to 3 months	_____ More than 1 year
_____ 4 to 6 months	_____ Do not know

8. How many homeless adults are residents of

_____ South Dakota	_____ Other states*
--------------------	---------------------

*List: _____

9. Provide numbers indicating where homeless adults are residing

- _____ Domestic violence centers
- _____ Transitional or halfway house
- _____ Mission or other homeless shelter
- _____ Doubled-up with relatives or friends
- _____ Other (Specify)

10. Prioritize needs of homeless in your town not being met. (#1 being greatest need, #2 being second greatest, etc.)

_____ Clothing	_____ Mental Health Care
_____ Education	_____ Permanent Housing
_____ Employment	_____ Shelter
_____ Food	_____ Transportation
_____ Medical Care	_____ Other*

*List: _____

11. Estimate number of homeless adults 18 years of age or older who are handicapped or have an addiction such as

- _____ Physically handicapped
- _____ Mentally handicapped
- _____ Both Physically/Mentally handicapped
- _____ Alcohol addiction
- _____ Drug addiction
- _____ Both Alcohol/Drug addiction
- _____ Gambling addiction

Additional comments, questions or concerns: _____

Part II - HOMELESS CHILDREN AND YOUTH

**ESTIMATED NUMBERS IN QUESTIONS 3-7 MUST EQUAL TOTAL ESTIMATED NUMBER GIVEN IN QUESTION 1 OR SURVEY WILL BE VOID
ESTIMATED NUMBERS ONLY (NO check-marks)**

<p>1. Estimate number of homeless children and youth, under 18 years of age, your agency has served in the last 12 months. _____</p> <p>2. How confident are you about your estimate? (Circle) <table style="width:100%; border:none;"> <tr> <td style="text-align:center;">1</td> <td style="text-align:center;">2</td> <td style="text-align:center;">3</td> <td style="text-align:center;">4</td> <td style="text-align:center;">5</td> <td style="text-align:center;">6</td> <td style="text-align:center;">7</td> <td style="text-align:center;">8</td> <td style="text-align:center;">9</td> <td style="text-align:center;">10</td> </tr> <tr> <td colspan="5" style="text-align:left;">Not at all</td> <td colspan="5" style="text-align:right;">Extremely</td> </tr> <tr> <td colspan="5" style="text-align:left;">Confident</td> <td colspan="5" style="text-align:right;">Confident</td> </tr> </table> </p> <p>3. Estimate number of homeless children and youth who fall into each of the following ethnic groups.</p> <table style="width:100%; border:none;"> <tr> <td>_____ Asian</td> <td>_____ Native American</td> </tr> <tr> <td>_____ Black</td> <td>_____ White</td> </tr> <tr> <td>_____ Hispanic</td> <td>_____ Other</td> </tr> </table> <p>4. Estimate number of homeless children and youth who fall into each of the following age groups.</p> <table style="width:100%; border:none;"> <tr> <td>_____ Preschool children (0-4 years old)</td> </tr> <tr> <td>_____ Elementary (Kindergarten-6th grade)</td> </tr> <tr> <td>_____ Junior High (7th-9th grade)</td> </tr> <tr> <td>_____ High School (10th-12th grade)</td> </tr> <tr> <td>_____ Total Estimated Number</td> </tr> </table> <p>5. Provide numbers indicating where these homeless children and youth are residing.</p> <table style="width:100%; border:none;"> <tr> <td>_____ Domestic violence shelters</td> </tr> <tr> <td>_____ Runaway youth facility</td> </tr> <tr> <td>_____ Transitional or halfway house</td> </tr> <tr> <td>_____ Mission or other homeless shelter</td> </tr> <tr> <td>_____ Doubled-up with relatives or friends</td> </tr> <tr> <td>_____ Other (Specify)</td> </tr> </table> <p>6. Indicate length of time these children have been homeless?</p> <table style="width:100%; border:none;"> <tr> <td>_____ Less than 1 month</td> <td>_____ 7 to 12 months</td> </tr> <tr> <td>_____ 1 to 3 months</td> <td>_____ More than 1 year</td> </tr> <tr> <td>_____ 4 to 6 months</td> <td>_____ Do not know</td> </tr> </table>	1	2	3	4	5	6	7	8	9	10	Not at all					Extremely					Confident					Confident					_____ Asian	_____ Native American	_____ Black	_____ White	_____ Hispanic	_____ Other	_____ Preschool children (0-4 years old)	_____ Elementary (Kindergarten-6th grade)	_____ Junior High (7th-9th grade)	_____ High School (10th-12th grade)	_____ Total Estimated Number	_____ Domestic violence shelters	_____ Runaway youth facility	_____ Transitional or halfway house	_____ Mission or other homeless shelter	_____ Doubled-up with relatives or friends	_____ Other (Specify)	_____ Less than 1 month	_____ 7 to 12 months	_____ 1 to 3 months	_____ More than 1 year	_____ 4 to 6 months	_____ Do not know	<p>7. How many homeless children and youth are residents of _____ South Dakota _____ Other states* *List:</p> <p>8. Indicate number of school-age homeless children and youth who fall under the compulsory attendance age (6-16 years old) that are</p> <table style="width:100%; border:none;"> <tr> <td>_____ Attending school</td> </tr> <tr> <td>_____ Not attending school</td> </tr> </table> <p>9. Prioritize the following needs that affect the education of homeless children and youth in your town. (#1 being greatest need, #2 being second greatest, etc. Note: You may leave some or all items blank, if needs are being met.)</p> <table style="width:100%; border:none;"> <tr> <td>_____ School Supplies</td> <td>_____ Permanent Housing</td> </tr> <tr> <td>_____ Clothing</td> <td>_____ Transportation</td> </tr> <tr> <td>_____ Ease of Enrollment</td> <td>_____ Tutoring</td> </tr> <tr> <td>_____ Medical Care</td> <td>_____ Food</td> </tr> <tr> <td>_____ Other Mental Health Care</td> <td></td> </tr> </table> <p>ACCESS TO:</p> <table style="width:100%; border:none;"> <tr> <td>_____ Title I Classes</td> </tr> <tr> <td>_____ Special Education</td> </tr> <tr> <td>_____ School Lunch</td> </tr> <tr> <td>_____ Before/After School Care Programs</td> </tr> <tr> <td>_____ Public Preschool Programs</td> </tr> </table> <p>10. Estimate number of homeless children and youth suffering from</p> <table style="width:100%; border:none;"> <tr> <td>_____ Physically handicapped</td> </tr> <tr> <td>_____ Mentally handicapped</td> </tr> <tr> <td>_____ Both Physically/Mentally handicapped</td> </tr> <tr> <td>_____ Alcohol addiction</td> </tr> <tr> <td>_____ Drug addiction</td> </tr> <tr> <td>_____ Both Alcohol/Drug addiction</td> </tr> </table>	_____ Attending school	_____ Not attending school	_____ School Supplies	_____ Permanent Housing	_____ Clothing	_____ Transportation	_____ Ease of Enrollment	_____ Tutoring	_____ Medical Care	_____ Food	_____ Other Mental Health Care		_____ Title I Classes	_____ Special Education	_____ School Lunch	_____ Before/After School Care Programs	_____ Public Preschool Programs	_____ Physically handicapped	_____ Mentally handicapped	_____ Both Physically/Mentally handicapped	_____ Alcohol addiction	_____ Drug addiction	_____ Both Alcohol/Drug addiction
1	2	3	4	5	6	7	8	9	10																																																																				
Not at all					Extremely																																																																								
Confident					Confident																																																																								
_____ Asian	_____ Native American																																																																												
_____ Black	_____ White																																																																												
_____ Hispanic	_____ Other																																																																												
_____ Preschool children (0-4 years old)																																																																													
_____ Elementary (Kindergarten-6th grade)																																																																													
_____ Junior High (7th-9th grade)																																																																													
_____ High School (10th-12th grade)																																																																													
_____ Total Estimated Number																																																																													
_____ Domestic violence shelters																																																																													
_____ Runaway youth facility																																																																													
_____ Transitional or halfway house																																																																													
_____ Mission or other homeless shelter																																																																													
_____ Doubled-up with relatives or friends																																																																													
_____ Other (Specify)																																																																													
_____ Less than 1 month	_____ 7 to 12 months																																																																												
_____ 1 to 3 months	_____ More than 1 year																																																																												
_____ 4 to 6 months	_____ Do not know																																																																												
_____ Attending school																																																																													
_____ Not attending school																																																																													
_____ School Supplies	_____ Permanent Housing																																																																												
_____ Clothing	_____ Transportation																																																																												
_____ Ease of Enrollment	_____ Tutoring																																																																												
_____ Medical Care	_____ Food																																																																												
_____ Other Mental Health Care																																																																													
_____ Title I Classes																																																																													
_____ Special Education																																																																													
_____ School Lunch																																																																													
_____ Before/After School Care Programs																																																																													
_____ Public Preschool Programs																																																																													
_____ Physically handicapped																																																																													
_____ Mentally handicapped																																																																													
_____ Both Physically/Mentally handicapped																																																																													
_____ Alcohol addiction																																																																													
_____ Drug addiction																																																																													
_____ Both Alcohol/Drug addiction																																																																													

Please sign your name and indicate the date you completed the survey. Your responses will be kept strictly confidential. Your Assistance is Greatly Appreciated!!!

The Department of Education and Cultural Affairs
printed 700 copies of this homeless report at a
cost of \$. cents per document.

Funding was provided through the
Stewart B. McKinney Homeless Assistance Act,
Subtitle B - Education for Homeless Children and Youth.
Opinions expressed in this publication do not necessarily
represent the position or policies of the United States
Department of Education.

For more information about the
homeless in South Dakota,
check out the following web site:

<http://www.state.sd.us/state/executive/deca/ta/stewartb.htm>



U.S. DEPARTMENT OF EDUCATION
Office of Educational Research and Improvement (OERI)
Educational Resources Information Center (ERIC)



NOTICE

REPRODUCTION BASIS



This document is covered by a signed "Reproduction Release (Blanket)" form (on file within the ERIC system), encompassing all or classes of documents from its source organization and, therefore, does not require a "Specific Document" Release form.



This document is Federally-funded, or carries its own permission to reproduce, or is otherwise in the public domain and, therefore, may be reproduced by ERIC without a signed Reproduction Release form (either "Specific Document" or "Blanket").