

DOCUMENT RESUME

ED 397 925

JC 960 556

TITLE Data and Characteristics of the Illinois Public Community College System.

INSTITUTION Illinois Community Coll. Board, Springfield.

PUB DATE Jul 96

NOTE 168p.; For the 1995 report, see ED 390 494. Some tables contain small type which may not reproduce well.

PUB TYPE Statistical Data (110) -- Reports - Descriptive (141)

EDRS PRICE MF01/PC07 Plus Postage.

DESCRIPTORS Administrators; *College Faculty; College Programs; Community Colleges; Construction Programs; Educational Facilities; *Educational Finance; *Enrollment; Financial Support; Full Time Equivalency; *Institutional Characteristics; School Personnel; State Surveys; *Student Characteristics; Tables (Data); Two Year Colleges; *Two Year College Students

IDENTIFIERS *Illinois Community College System

ABSTRACT

Data on the Illinois public community colleges, covering fiscal year (FY) 1995 and part of FY 1996, are presented in this report on the system's students, faculty, staff, instructional programs, operating finances, and capital construction. Introductory materials provide a profile of the colleges, a map of college districts, and a list of institutions. Section I presents tables showing student characteristics, including headcount data for fall 1995 by sex and full-/part-time status, instructional program area, age, ethnic origin, academic classification, type of residency, and enrollment status. This section also offers information on proportions of district populations served, community education enrollments, and headcount and full-time equivalent data for fall 1986 through fall 1995. Section II contains data on faculty and staff, including information on the sex and full-/part-time status of instructional faculty, administrative staff, non-teaching professional staff, and classified staff for fall 1995. Average base salaries for FY 1996 are also detailed. Section III presents program enrollment and completion data for 1995, including unduplicated enrollments by academic program, transfer and general studies degrees awarded, adult basic and adult secondary certificates awarded, and annual duplicated completers by program by college. Section IV contains financial data on apportionments, grants to colleges, instructional unit costs, tax levies, operating revenues and expenditures, and energy usage and costs. Finally, section V provides data on facilities and college construction. (MAB)

* Reproductions supplied by EDRS are the best that can be made *

* from the original document. *

DATA AND CHARACTERISTICS

of the
Illinois Public Community College System

BEST COPY AVAILABLE

Illinois Community College Board
509 South Sixth, Suite 400
Springfield, IL 62701-1874
Telephone: (217) 785-0123
July 1996

Printed by Authority of the State of Illinois

U.S. DEPARTMENT OF EDUCATION
Office of Educational Research and Improvement
EDUCATIONAL RESOURCES INFORMATION
CENTER (ERIC)

X This document has been reproduced as
received from the person or organization
originating it

() Minor changes have been made to improve
reproduction quality

• Points of view or opinions stated in this docu-
ment do not necessarily represent official
OERI position or policy

PERMISSION TO REPRODUCE AND
DISSEMINATE THIS MATERIAL
HAS BEEN GRANTED BY

V. McMillan

TO THE EDUCATIONAL RESOURCES
INFORMATION CENTER (ERIC)

DATA AND CHARACTERISTICS OF THE
ILLINOIS PUBLIC COMMUNITY COLLEGE SYSTEM

JULY 1996

TABLE OF CONTENTS

	<u>Page</u>
Introduction	viii
A Summary Profile of the Illinois Public Community Colleges	ix
Map of the Illinois Public Community College Districts	x
Section I - Fall Student Characteristics	1
Table I-1 - Summary of Opening Fall 1995 Student Headcount Enrollment by Sex and Type of Attendance	2
Table I-2 - Summary of Opening Fall 1995 Student Headcount Enrollment by Instructional Program Area	4
Table I-3 - Summary of Opening Fall 1995 Student Headcount Enrollment by Age	5
Table I-4 - Summary of Opening Fall 1995 Student Headcount Enrollment by Ethnic Origin	6
Table I-5 - Summary of Opening Fall 1995 Student Headcount Enrollment by Academic Classification	7
Table I-6 - Summary of Opening Fall 1995 Student Headcount Enrollment by Type of Residency	8
Table I-7 - Summary of Opening Fall 1995 Student Headcount Enrollment by Enrollment Status	9
Table I-8 - Proportions of District Populations Served by Illinois Public Community Colleges in Instructional Credit Curricula by Headcount and FTE	10
Table I-9 - Summary of Opening Fall 1995 Student Headcount Enrollment by Instructional Program Area and Student Level	11
Table I-10 - Summary of Opening Fall Term Student Headcount Enrollment - Fall 1986 Through Fall 1995	15

TABLE OF CONTENTS
(Continued)

	<u>Page</u>
Table I-11 - Summary of Opening Fall Term Student FTE Enrollment - Fall 1986 Through Fall 1995	16
Section II - Faculty and Staff Data	17
Table II-1 - Summary of Instructional Teaching Faculty (9 and 12 mos.) Employed in Illinois Public Community Colleges by Sex and Employment Status During Fall 1995	19
Table II-2 - Summary of Administrative Staff Employed in Illinois Public Community Colleges by Sex and Employment Status During Fall 1995	20
Table II-3 - Summary of Other Nonteaching Professional Staff (9 and 12 month) Employed in Illinois Public Community Colleges by Sex and Employment Status During Fall 1995	21
Table II-4 - Summary of Civil Service or Classified Staff Employed in Illinois Public Community Colleges by Sex and Employment Status During Fall 1995	22
Table II-5 - Fiscal Year 1996 Average Contractual Base Salaries for Full-Time Teaching Faculty (9 Mos.), Administrative Staff (12 Mos.), and Nonteaching Professional Staff (12 Mos.) in Illinois Public Community Colleges	23
Table II-6 - Average On-Campus Class by Type - Fall 1995	24
Table II-7 - Percentage of On-Campus Classes by Class Size Categories - Fall 1995	25
Section III - Annual Enrollment and Completion Data	26
Table III-1 - Summary of Annual Unduplicated Headcount Enrollment by Sex for Fiscal Year 1995	27
Table III-2 - Summary of Annual Unduplicated Headcount Enrollment by Program Classification for Fiscal Year 1995	28

TABLE OF CONTENTS
(Continued)

	<u>Page</u>
Table III-3 - Annual Unduplicated Enrollment by Academic Program by College for Fiscal Year 1995	29
Table III-4 - Summary of Annual Unduplicated Headcount Enrollment by Age for Fiscal Year 1995	53
Table III-5 - Summary of Annual Unduplicated Headcount Enrollment by Ethnic Origin for Fiscal Year 1995	54
Table III-6 - Highest Degree Previously Earned for Fiscal Year 1995 Illinois Public Community College Students	55
Table III-7 - Summary of Transfer and General Studies Degrees and Certificates Awarded in Fiscal Year 1995	56
Table III-8 - Summary of Occupational Degrees and Certificates Awarded in Fiscal Year 1995	57
Table III-9 - Summary of Adult Basic and Adult Secondary Certificates Awarded in Fiscal Year 1995	58
Table III-10 - Annual Duplicated Completers by Academic Program by College for Fiscal Year 1995	60
Section IV - Financial Data	80
Table IV-1 - Annual FTE Students - Fiscal Year 1985 Through Fiscal Year 1995	81
Table IV-2 - Total ICCB Grants Paid to Community Colleges - Fiscal Year 1989 Through Fiscal Year 1996	82
Table IV-3 - Net Instructional Unit Cost in Illinois Public Community Colleges Since Fiscal Year 1989	83
Table IV-4 - Fiscal Year 1995 Total Reimbursable Credit Hours	84
Table IV-5 - Summary of Fiscal Year 1995 ICCB Grants to Illinois Public Community Colleges	85
Table IV-6 - Summary of Fiscal Year 1996 ICCB Grants to Illinois Public Community Colleges	86

TABLE OF CONTENTS
(Continued)

	<u>Page</u>
Table IV-7 - Per Capita Costs, Chargeback Rates, and Student Tuition and Fee Rates at Illinois Public Community College Districts	87
Table IV-8 - 1994 Operating Tax Extensions for Real Estate Tax and 1995 Corporate Personal Property Replacement Tax Revenues	88
Table IV-9 - 1994 Tax Levy Rates (Per \$100 of EAV)	89
Table IV-10 - Fiscal Year 1995 Net Instructional Cost by Funded Instructional Categories in Illinois Public Community Colleges	90
Table IV-11 - Fiscal Year 1995 Audited Operating Revenues by Source	91
Table IV-12 - Fiscal Year 1995 Audited Operating Expenditures by Function	93
Table IV-13 - Fiscal Year 1995 Audited Operating Expenditures by Object	94
Table IV-14 - Fiscal Year 1995 Total Current Fund Revenues by Source	95
Table IV-15 - Fiscal Year 1995 Total Current Fund Expenditures by Function	96
Table IV-16 - Total Energy Costs - Fiscal Year 1995	97
Section V - Facilities Data	98
Table V-1 - Summary of Acres by Use for Illinois Public Community Colleges as of August 1, 1995	99
Table V-2 - Summary of Total Square Footage Available on Illinois Public Community College Campuses as of August 1, 1995	100

TABLE OF CONTENTS
(Continued)

	<u>Page</u>
Table V-3 - Square Footage of On-Campus Facilities Under Construction or Approved for Construction as of August 1, 1995	101
Table V-4 - Total Net Assignable Square Footage by Room Use Classification	102
Table V-5 - Net Assignable Square Footage in Completed Permanent State-Funded Facilities by Higher Education Facility Inventory Room Use Classification as of August 1, 1995	103
Table V-6 - Net Assignable Square Footage in Completed Permanent Locally Funded Facilities by Higher Education Facility Inventory Room Use Classification as of August 1, 1995	104
Table V-7 - Net Assignable Square Footage in Temporary Facilities by Higher Education Facility Inventory Room Use Classification as of August 1, 1995	105
Table V-8 - Net Assignable Square Footage in State-Funded Facilities Under Construction or Approved for Construction by Higher Education Facility Inventory Room Use Classification as of August 1, 1995	106
Table V-9 - Net Assignable Square Footage in Locally Funded Permanent Facilities Under Construction or Approved for Construction as of August 1, 1995	107
Table V-10 - Total Net Assignable Square Feet of Permanent Facilities by Room Use Classification Per 10th Day On-Campus FTE Student as of August 1, 1995 (Completed, Under Construction, Approved, or Appropriated)	108
Table V-11 - Gross Square Footage of Space Eligibility for Fiscal Year 1997 State-Supported Construction	109
Table V-12 - Total Protection, Health, and Safety Projects Approved	110
Table V-13 - Budgeted Revenue for Community College Construction Since January 1990	111

TABLE OF CONTENTS
(Continued)

	<u>Page</u>
Table V-14 - Budgeted Revenue for Permanent Community College Facilities Under Construction or Planned as of July 1996	127
Table V-15 - Capital Projects Under Construction - Funding Authorized by Protection, Health, and Safety Legislation	128
Table V-16 - Repair and Renovation Projects Approved for Fiscal Year 1993	132
Table V-17 - Capital Renewal Grants Approved for Fiscal Year 1993	133
Table V-18 - Capital Renewal Grants Approved for Fiscal Year 1994	134

LIST OF FIGURES

	<u>Page</u>
Figure 1 - Opening Fall 1995 Headcount Enrollment by Instructional Program Area	3
Figure 2 - Fall 1995 State Headcount Distribution of Employees by Employee Group	18
Figure 3 - FY 1995 Annual Duplicated Completers in Broad Program Categories	59
Figure 4 - FY 1995 Audited Sources of Revenue	92

INTRODUCTION

This is the sixteenth publication of a comprehensive data book by the Illinois Community College Board (ICCB). This document contains data and characteristics of the Illinois public community college system and is designed to serve as a basic reference. No analysis of the data is intended in this document. The data are obtained from various surveys and studies conducted by ICCB staff and from the colleges' annual MIS submissions.

This year the major data tables from the data book will again be available to colleges in computer-readable form using Quattro Pro (Windows) spreadsheet format. To receive the data book in computer-readable form: (1) send a blank, formatted 3 1/2 inch disk that can be read by an IBM compatible microcomputer; (2) specify whether the disk is high density or regular density; (3) enclose a self-addressed envelope with return postage; and (4) forward your request to the Production Controller, Information Technology Department, Illinois Community College Board, 509 South Sixth Street, Suite 400, Springfield, Illinois 62701-1874.

This document contains annual data for fiscal year 1995 and fall term data for 1995 (fiscal year 1996). Enrollment data and faculty and staff data are collected during the fall term each year; thus, these data are fall term 1995 (fiscal year 1996). Budgeted operating finance and facilities data are for fiscal year 1996. Audited financial data, unit cost data, annual enrollments, and graduate data are for fiscal year 1995.

This publication provides information about (1) students, (2) faculty and staff, (3) annual enrollment and completion, (4) operating finance, and (5) capital construction. Each of these areas constitutes a section of this document. Several tables summarize data from more detailed reports that have been published separately. The objective of this document is to provide useful summaries of data for community college districts in one reference document. If you have requests for other data or suggestions for additions or deletions, please contact the ICCB office.

Special acknowledgment is extended to the personnel of the colleges for their cooperation in completing surveys and providing the ICCB with computer-readable data on a timely basis.

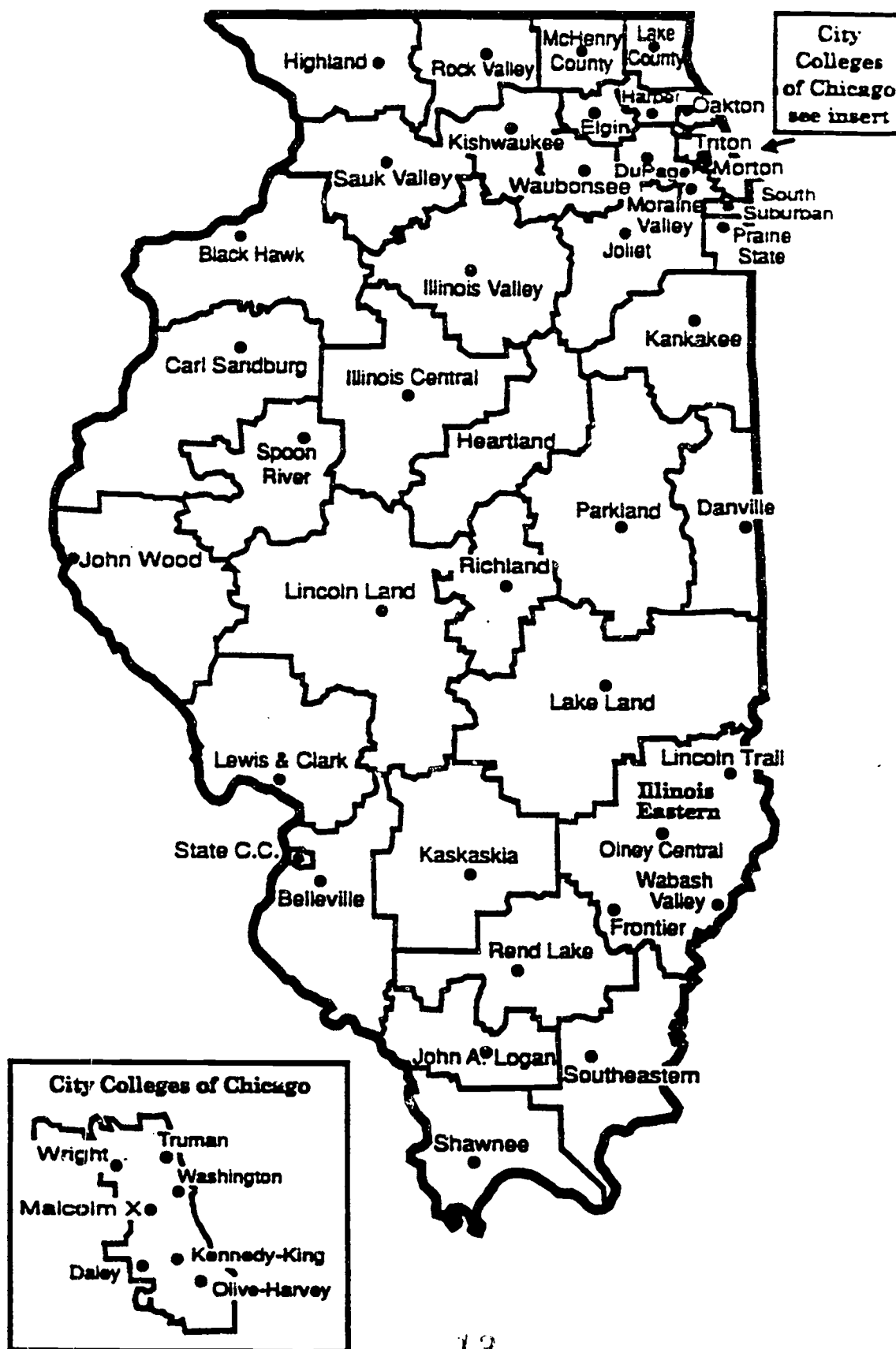
Table 1 on the next page is a summary profile of selected statistics for the 40 Illinois public community college districts. The map on page x shows the geographic location of each college district.

Illinois Community College Board

Table 1

A SUMMARY PROFILE OF THE ILLINOIS PUBLIC COMMUNITY COLLEGES

Dist. No.	District	District Location	District Size		1994 Tax Base EAV (Thousands)	1994 Tax Rates Extended				Student Enrollment		FY 95 Annual Tuition & Fee Charges
			# of Coll.	1995 Population*	Square Miles	Educ. & O&M Rate	Bond & Interest Rate	All Other Tax Rates	Total	Fall 1995 Headcount	Annual FY 95 FTE	
522	BELLEVILLE	Belleville	1	357,021	2,054	16.00	0.00	7.97	23.97	13,923	7,058	\$1,140
503	BLACK HAWK	Moline	1	228,870	2,240	18.54	0.00	17.64	36.18	6,354	4,969	1,560
508	CHICAGO	Chicago	7	2,999,380	230	21.43	0.00	15.71	37.14	58,233	47,708	1,235
507	DANVILLE	Danville	1	95,557	1,288	43.92	11.00	6.00	60.92	2,716	1,736	1,081
502	DUPAGE	Glen Ellyn	1	834,946	350	20.05	0.00	0.63	20.68	29,888	13,890	1,125
509	ELGIN	Elgin	1	235,199	343	30.02	0.00	12.41	42.43	8,589	4,585	1,185
512	HARPER	Palatine	1	423,200	193	24.13	2.42	2.01	28.56	15,106	7,641	1,125
540	HEARTLAND	Bloomington	1	165,000	1,863	22.50	1.25	1.15	24.90	3,072	1,378	1,020
519	HIGHLAND	Freeport	1	90,484	1,640	25.00	6.10	6.59	37.69	2,662	1,707	1,140
514	ILLINOIS CENTRAL	East Peoria	1	351,589	2,322	25.00	0.00	23.67	48.67	11,839	6,144	1,274
529	ILLINOIS EASTERN	Olney	4	112,665	3,066	25.00	12.87	4.41	42.08	6,540	4,452	810
513	ILLINOIS VALLEY	Oglesby	1	141,232	2,058	17.00	2.85	8.24	28.09	3,947	2,468	1,088
525	JOLIET	Joliet	1	364,769	1,434	20.00	0.00	1.30	21.30	10,248	5,534	1,170
520	KANKAKEE	Kankakee	1	121,350	1,586	16.83	0.00	6.02	22.85	3,924	2,917	1,140
501	KASHKASKIA	Centuria	1	114,129	2,231	25.00	4.43	11.97	41.40	2,916	2,478	1,013
523	KISHWAUKEE	Malta	1	86,059	831	33.73	14.57	8.04	56.34	3,268	1,856	1,133
532	LAKE COUNTY	Grayslake	1	498,831	442	11,267,037.9	19.00	1.50	20.70	13,510	5,807	1,320
517	LAKE LAND	Mattoon	1	180,419	3,961	1,258,304.0	18.00	0.00	32.17	4,734	3,141	1,320
536	LEWIS & CLARK	Godfrey	1	208,333	2,044	1,587,710.3	25.00	3.95	31.56	5,303	2,719	1,035
526	LINCOLN LAND	Springfield	1	315,014	4,115	2,921,264.1	30.98	2.89	35.37	8,609	4,565	1,103
530	LOGAN	Carrollville	1	142,505	1,192	727,304.4	25.00	16.82	47.18	5,432	3,560	855
528	MC HENRY	Crystal Lake	1	166,988	600	3,068,927.0	25.00	6.00	33.38	4,933	2,531	1,124
524	MORAIN VALLEY	Palos Hills	1	338,394	133	5,292,032.0	21.84	2.53	28.02	12,813	7,140	1,230
527	MORTON	Cicero	1	121,126	17	1,093,836.0	40.00	5.11	54.95	3,760	1,807	1,320
535	OAKTON	Des Plaines	1	357,806	107	10,204,306.2	21.08	2.99	25.10	12,074	6,031	998
505	PARKLAND	Champaign	1	240,785	2,908	2,224,451.4	36.00	0.00	49.42	8,403	4,955	1,230
515	PRAIRIE STATE	Chicago Hgts.	1	195,383	220	1,935,080.2	22.89	7.56	39.10	5,191	2,718	1,590
521	REND LAKE	Ina	1	87,300	1,850	425,728.6	23.97	17.60	55.36	3,438	2,335	900
537	RICHLAND	Decatur	1	145,156	1,114	1,700,581.8	19.00	6.02	27.76	3,384	1,869	1,185
511	ROCK VALLEY	Rockford	1	298,689	1,033	3,940,837.2	27.00	2.50	34.04	8,220	4,170	1,125
518	SANDBURG	Galesburg	1	118,468	2,834	871,945.6	22.00	6.75	42.50	2,765	1,729	1,470
508	SAUK VALLEY	Dixon	1	104,745	1,625	831,778.6	27.50	3.38	41.06	2,724	1,503	1,200
531	SHAWNEE	Ullin	1	61,211	1,468	268,952.1	23.38	0.00	32.01	2,119	1,353	878
510	SOUTH SUBURBAN	S. Holland	1	280,942	79	2,233,308.4	15.88	10.93	46.60	7,648	4,574	1,440
533	SOUTHEASTERN	Harrisburg	1	56,783	1,658	266,632.9	38.00	0.00	44.35	2,643	2,277	810
534	SPOON RIVER	Canton	1	74,096	1,566	430,087.1	25.00	3.05	33.53	1,950	1,187	1,320
601	STATE COMM. COLL.	E. St. Louis	1	81,859.0	38	81,859.0	22.50	0.00	22.50	886	802	1,020
504	TRITON	River Grove	1	325,994	55	4,884,743.1	32.50	0.00	4.68	15,362	7,846	1,335
516	WAUBONSEE	Sugar Grove	1	210,472	624	2,934,203.5	28.70	1.54	46.35	6,552	3,376	1,215
539	WOOD	Quincy	1	94,931	2,363	634,140.6	22.50	3.43	33.63	2,030	1,173	1,470
49			49	11,423,152	55,789	\$148,328,740.0	22.85	1.91	31.72	337,716	195,505	\$1,168



Section I

FALL STUDENT CHARACTERISTICS

This section includes data on headcount and full-time equivalent (FTE) student enrollments in Illinois public community colleges.

The public community colleges of Illinois enroll approximately 70 percent of all students enrolled in public colleges and universities in the state of Illinois. The diverse population of the communities that the colleges serve is reflected in the student characteristics shown in this section.

The tables show student enrollments based on opening counts (10th-day enrollments) for the fall term. Opening enrollment counts are a snapshot count at the end of the regular registration for the fall term and do not include many students who enroll for courses which start later in a term - particularly in adult education.

Table I-1 lists the fall 1995 student headcount enrollment by sex and type of attendance. Fifty-eight percent of the 337,716 students enrolled in Illinois public community colleges were women. Part-time students accounted for approximately 69 percent of the enrollments.

Table I-2 itemizes the fall 1995 student headcount enrollment by instructional program area. As depicted in Figure 1, 42.3 percent of the students were enrolled in baccalaureate/transfer programs, 37.1 percent in occupational and vocational skills programs, 2.8 percent in general studies programs, 4.8 percent in general associate programs, and 13.1 percent in adult basic education/adult secondary education/English as a Second Language programs.

The data in Table I-3 show fall 1995 headcount enrollment by age categories and provide the median age of students for each public community college. The median age for fall 1995 students was 25.83 years. This is down .1 years from the fall 1994 median age of 25.93. The fall 1995 mean age was 29.99 years.

Tables I-4 through I-7 summarize fall 1995 student headcount enrollment by ethnic origin, academic classification, type of residency, and enrollment status. Table I-5 shows that approximately 21 percent of fall 1995 students were classified as sophomores. Fifty-four percent of the fall 1995 enrollments were classified as freshmen.

Table I-8 lists by headcount and FTE the proportions of district populations served by Illinois public community colleges in instructional credit curricula. Table I-9 summarizes fall 1995 headcount enrollment by instructional program area and student level.

Table I-10 details the trends in community college headcount enrollments from fall 1986 through fall 1995. Table I-11 lists the trends of FTE enrollments for the same ten-year period.

Illinois Community College Board
Table 1-1
SUMMARY OF OPENING FALL 1995 STUDENT HEADCOUNT ENROLLMENT BY
SEX AND TYPE OF ATTENDANCE

Dist. No.	District/College	Male	Female	Full-time	Part-time	Total
522	Belleville	5,910	8,013	3,923	10,000	13,923
503	Black Hawk	2,362	3,992	2,910	3,444	6,354
508	Chicago	(27,639)	(40,594)	(20,173)	(48,060)	(68,233)
	Daley	3,650	5,185	1,752	7,083	8,835
	Kennedy-King	2,160	4,911	2,878	4,193	7,071
	Malcolm X	4,447	5,190	4,042	5,595	9,637
	Olive-Harvey	2,086	4,024	2,902	3,208	6,110
	Truman	6,588	8,295	3,589	11,294	14,883
	Washington	4,044	5,697	2,163	7,578	9,741
	Wilbur Wright	4,664	7,292	2,847	9,109	11,956
507	Danville	936	1,780	1,331	1,385	2,716
502	DuPage	12,860	17,028	8,442	21,446	29,888
509	Elgin	3,739	4,850	2,180	6,409	8,589
512	Harper	6,362	8,744	4,478	10,628	15,106
540	Heartland	1,175	1,897	1,000	2,072	3,072
519	Highland	855	1,807	935	1,727	2,662
514	Illinois Central	5,052	6,787	3,869	7,970	11,839
529	Illinois Eastern	(2,848)	(3,692)	(2,157)	(4,383)	(6,540)
	Frontier	521	1,383	173	1,731	1,904
	Lincoln Trail	491	636	514	613	1,127
	Olney Central	555	931	811	675	1,486
	Wabash Valley	1,281	742	659	1,364	2,023
513	Illinois Valley	1,719	2,228	1,546	2,401	3,947
525	Joliet	4,295	5,953	3,399	6,849	10,248
520	Kankakee	1,467	2,457	1,079	2,845	3,924
501	Kaskaskia	1,058	1,858	1,393	1,523	2,916
523	Kishwaukee	1,470	1,798	1,323	1,945	3,268
532	Lake County	5,809	7,701	2,844	10,666	13,510
517	Lake Land	2,167	2,567	2,148	2,586	4,734
536	Lewis & Clark	1,870	3,433	1,744	3,559	5,303
526	Lincoln Land	3,626	4,983	2,335	6,274	8,609
530	Logan	2,279	3,153	2,831	2,601	5,432
528	McHenry	2,024	2,909	1,298	3,635	4,933
524	Moraine Valley	5,417	7,396	4,684	8,129	12,813
527	Morton	1,576	2,184	750	3,010	3,760
535	Oakton	5,148	6,926	2,908	9,166	12,074
505	Parkland	3,538	4,865	3,633	4,770	8,403
515	Prairie State	2,178	3,013	1,293	3,898	5,191
521	Rend Lake	1,620	1,818	1,579	1,859	3,438
537	Richland	1,261	2,123	907	2,477	3,384
511	Rock Valley	3,455	4,773	2,331	5,897	8,228
518	Sandburg	1,139	1,626	1,079	1,686	2,765
506	Sauk Valley	1,113	1,611	1,033	1,691	2,724
531	Shawnee	701	1,418	1,006	1,113	2,119
510	South Suburban	2,432	5,216	2,093	5,555	7,648
533	Southeastern	1,381	1,262	1,232	1,411	2,643
534	Spoon River	773	1,177	897	1,053	1,950
601	State Community	289	597	362	524	886
504	Triton	7,310	8,052	3,899	11,463	15,362
516	Waubensee	2,759	3,793	1,511	5,041	6,552
539	Wood	772	1,258	776	1,254	2,030
	TOTALS	140,384	197,332	105,311	232,405	337,716

SOURCE OF DATA: Fall Enrollment (E1 Records) - reflects enrollments as of the fall term census date (end of registration). Will not reflect enrollments in courses that have a starting date later than the census date - particularly those in adult education.

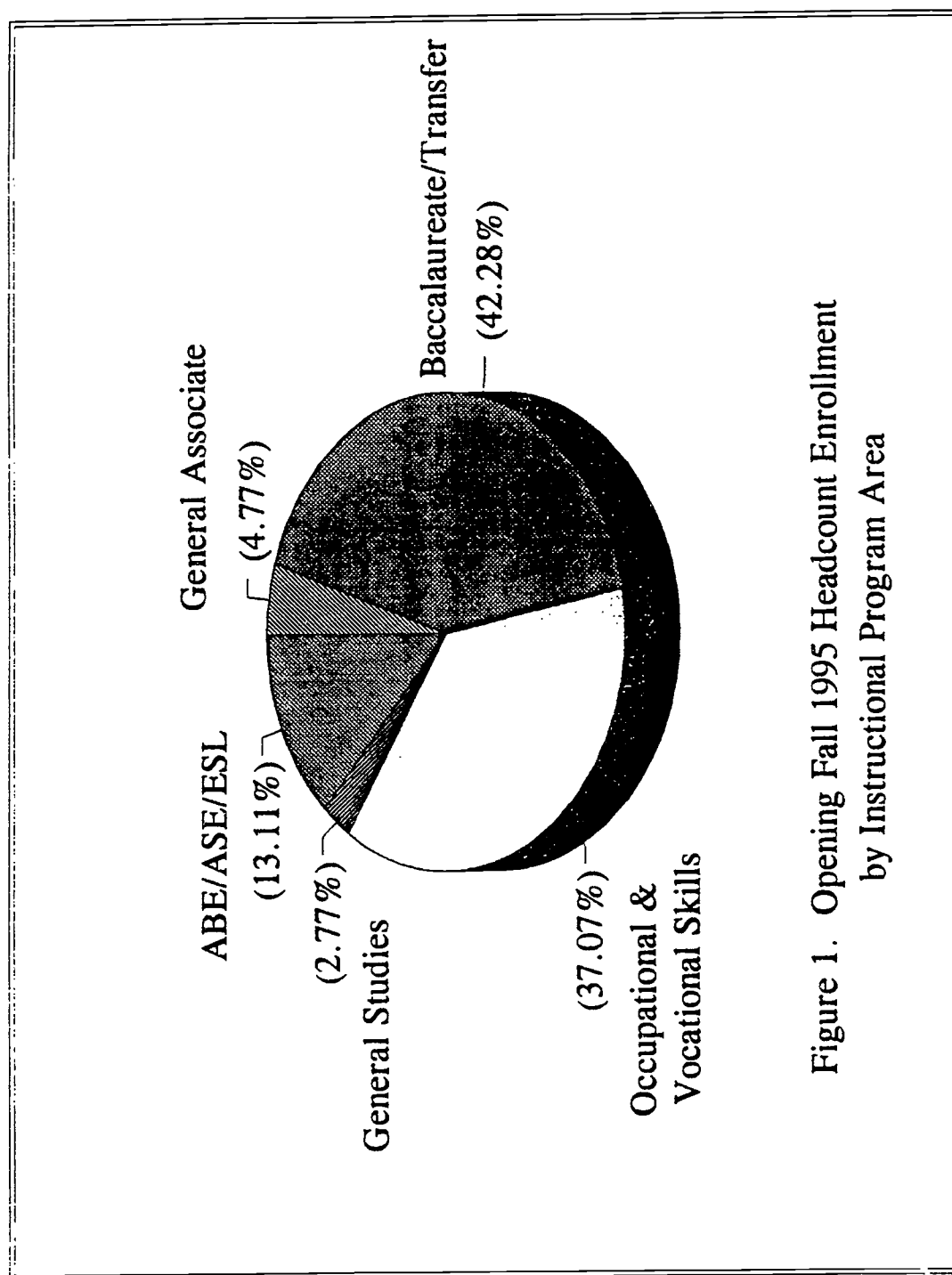


Figure 1. Opening Fall 1995 Headcount Enrollment by Instructional Program Area

17

Illinois Community College Board
Table I-2
SUMMARY OF OPENING FALL 1995 STUDENT HEADCOUNT ENROLLMENT
BY INSTRUCTIONAL PROGRAM AREA

District No.	District/College	General Associates	Bacc/Transfer	Occupational	General Studies	Voc Skills	Adult Basic Education	Adult Sec. Education	English as a Second Language
522	Belleville	0	6,669	6,165	0	68	1,018	3	0
503	Black Hawk	19	3,292	2,508	9	235	203	88	0
508	Chicago	(9,474)	(16,464)	(8,547)	(750)	(5,108)	(8,316)	(2,361)	(17,213)
	Daley	84	3,320	1,346	32	325	500	151	3,077
	Kennedy-King	73	1,253	2,131	315	406	1,634	521	738
	Malcolm X	86	2,448	789	25	211	3,287	567	2,224
	Olive-Harvey	860	1,531	708	51	842	1,078	449	591
	Truman	2,766	1,486	1,060	149	424	888	168	7,942
	Washington	1,001	5,333	2,117	102	1,015	90	76	7
	Wilbur Wright	4,604	1,093	396	76	1,885	839	429	2,634
507	Danville	0	1,423	1,030	0	85	81	97	0
502	DuPage	212	9,723	7,227	5,759	4,434	2,045	488	0
509	Elgin	145	3,461	3,146	0	870	860	107	0
512	Harper	0	8,684	4,957	0	264	1,201	0	0
540	Heartland	0	2,491	499	0	81	0	1	0
519	Highland	34	1,140	798	237	430	16	7	0
514	Illinois Central	1,202	4,706	5,441	256	37	187	10	0
529	Illinois Eastern	(246)	(2,916)	(2,416)	(8)	(732)	(175)	(47)	(0)
	Frontier	48	890	246	3	651	61	5	0
	Lincoln Trail	67	649	316	1	18	62	14	0
	Olney Central	33	759	644	2	6	33	9	0
	Wabash Valley	98	618	1,210	2	57	19	19	0
513	Illinois Valley	427	1,624	1,670	124	0	55	47	0
525	Joliet	93	5,904	3,459	167	121	350	154	0
520	Kankakee	209	1,209	2,307	62	110	4	23	0
501	Kaskaskia	277	925	1,304	240	48	12	110	0
523	Kishwaukee	0	2,086	877	25	4	200	76	0
532	Lake County	0	6,139	6,264	264	248	539	56	0
517	Lake Land	34	2,186	1,757	0	544	144	69	0
536	Lewis & Clark	355	2,302	2,097	127	179	125	118	0
526	Lincoln Land	0	6,468	1,733	230	178	0	0	0
530	Logan	0	3,010	1,909	0	310	80	123	0
528	McHenry	47	2,933	1,691	0	8	66	0	188
524	Moraine Valley	0	6,309	5,107	0	323	133	534	407
527	Morton	11	1,731	707	89	103	240	72	807
535	Oakton	0	7,460	3,513	8	884	136	73	0
505	Parkland	1,011	4,100	3,133	0	88	35	36	0
515	Prairie State	35	2,486	2,314	0	40	186	130	0
521	Rend Lake	0	2,489	699	0	214	3	33	0
537	Richland	4	2,025	1,305	27	0	16	7	0
511	Rock Valley	2	4,084	2,800	199	1,134	8	1	0
518	Sandburg	8	1,158	1,090	1	344	39	125	0
506	Sauk Valley	10	1,414	967	0	275	12	46	0
531	Shawnee	134	881	722	130	133	20	99	0
510	South Suburban	0	2,687	3,577	24	1,184	93	83	0
533	Southeastern	32	962	1,017	270	301	28	33	0
534	Spoon River	255	1,021	471	0	63	104	36	0
601	State Community	0	380	280	16	0	123	87	0
504	Triton	1,557	4,343	5,679	1	1,573	1,501	708	0
516	Waubensee	287	2,323	2,486	325	79	911	141	0
539	Wood	3	1,187	658	0	30	88	56	8
TOTALS		16,123	142,795	104,327	9,348	20,862	19,353	6,285	18,623

SOURCE OF DATA: Fall Enrollment (E1 Records) - reflects enrollments as of the fall term census date (end of registration). Will not reflect enrollments in courses that have a starting date later than the census date - particularly those in adult education.

Illinois Community College Board
Table 1-3
SUMMARY OF OPENING FALL 1995 STUDENT HEADCOUNT ENROLLMENT
BY AGE

Dist. No.	District/College	Mean Age	Median Age	16 & Under	17-20	21-24	25-30	31-39	40-55	Over 55	Unknown
522	Belleville	30.49	27.33	69	3,746	2,216	2,117	2,846	2,514	407	8
503	Black Hawk	27.78	23.86	10	2,330	1,112	954	1,084	747	108	9
508	Chicago	(30.51)	(26.85)	(286)	(14,341)	(14,078)	(13,504)	(12,779)	(9,679)	(3,536)	(30)
	Daley	28.30	25.02	30	2,327	2,051	1,729	1,544	993	155	6
	Kennedy-King	31.66	28.28	36	1,310	1,411	1,353	1,482	1,114	362	3
	Malcolm X	29.78	26.91	35	2,031	2,000	2,038	2,014	1,251	268	0
	Olive-Harvey	28.73	24.54	55	1,775	1,327	971	1,037	758	181	6
	Truman	35.15	30.21	94	2,030	2,624	3,002	2,811	2,332	1,988	2
	Washington	31.39	28.33	7	1,427	1,960	2,353	2,047	1,622	316	9
	Wilbur Wright	28.56	24.62	29	3,441	2,705	2,058	1,844	1,609	266	4
507	Danville	28.70	24.33	7	995	392	343	481	407	50	41
502	DuPage	31.70	26.33	43	8,652	4,994	4,185	4,814	4,952	2,101	147
509	Elgin	28.56	24.62	80	2,808	1,349	1,322	1,540	1,228	226	36
512	Harper	28.99	25.24	18	4,669	2,727	2,539	2,673	2,173	299	8
540	Heartland	27.81	23.77	3	950	783	463	459	365	49	0
519	Highland	31.42	27.71	8	829	312	342	526	478	138	29
514	Illinois Central	29.35	25.31	27	3,834	1,925	1,744	2,050	1,931	280	48
529	Illinois Eastern	(33.81)	(30.62)	(223)	(1,762)	(597)	(653)	(1,087)	(1,462)	(699)	(57)
	Frontier	39.02	35.89	184	229	157	206	337	400	382	9
	Lincoln Trail	31.45	25.99	14	374	143	134	190	167	98	7
	Olney Central	28.90	23.77	9	607	187	177	224	230	52	0
	Wabash Valley	35.87	36.82	16	552	110	136	336	665	167	41
513	Illinois Valley	28.86	23.64	43	1,547	485	458	615	637	110	52
525	Joliet	28.97	24.76	57	3,699	1,434	1,296	1,924	1,619	216	3
520	Kankakee	29.63	25.90	21	1,230	603	599	726	614	113	18
501	Kaskaskia	28.07	23.76	6	1,101	425	377	495	405	47	60
523	Kishwaukee	27.03	22.87	14	1,156	792	442	491	311	61	1
532	Lake County	30.11	27.08	31	3,600	2,207	2,260	2,866	2,214	331	1
517	Lake Land	28.14	23.55	10	1,805	798	605	790	602	124	0
536	Lewis & Clark	28.54	24.27	81	1,875	729	721	877	721	152	147
526	Lincoln Land	30.39	26.96	12	2,248	1,262	1,291	1,563	1,333	271	629
530	Logan	27.97	23.15	14	1,915	1,233	762	711	597	188	12
528	McHenry	28.99	25.09	33	1,733	686	650	945	783	96	7
524	Moraine Valley	27.64	22.70	23	5,163	2,318	1,700	1,857	1,457	277	18
527	Morton	29.03	25.37	11	1,052	750	688	686	450	111	12
535	Oakton	31.41	26.41	3	3,224	2,229	1,877	1,925	2,060	756	0
505	Parkland	28.14	23.90	22	2,860	1,654	1,303	1,369	1,004	189	2
515	Prairie State	30.32	26.13	25	1,514	838	738	992	851	193	40
521	Rend Lake	30.32	26.13	10	1,029	379	449	531	677	251	112
537	Richland	29.71	26.55	16	1,026	459	509	670	571	68	65
511	Rock Valley	30.32	27.33	12	2,276	1,243	1,363	1,634	1,519	180	1
518	Sandburg	29.62	25.42	16	909	423	393	496	410	106	12
506	Sauk Valley	29.10	24.69	6	979	393	357	477	443	66	3
531	Shawnee	29.27	24.71	18	753	309	267	359	343	69	1
510	South Suburban	31.07	27.96	46	1,947	1,181	1,066	1,551	1,377	276	204
533	Southeastern	29.53	25.52	62	843	348	363	447	461	70	49
534	Spoon River	27.71	22.72	7	766	381	245	281	211	59	0
601	State Community	29.92	26.36	2	215	184	154	173	131	26	1
504	Triton	29.51	26.04	45	3,691	2,887	2,602	2,686	2,075	378	998
516	Waubesaee	29.25	25.27	38	2,056	1,127	962	1,173	1,032	163	1
539	Wood	28.53	24.10	12	731	327	278	340	295	44	3
TOTALS/AVERAGE		29.99	25.83	1,470	97,859	58,569	52,941	59,989	51,139	12,884	2,865

SOURCE OF DATA: Fall Enrollment (E1 Records) - reflects enrollments as of the fall term census date (end of registration). Will not reflect enrollments in courses that have a starting date later than the census date - particularly those in adult education.

Illinois Community College Board
Table I-4
SUMMARY OF OPENING FALL 1995 STUDENT HEADCOUNT ENROLLMENT
BY ETHNIC ORIGIN

Dist. No.	District/College	Asian or Pacific Islander	American Indian or Alaskan	Black Non- Hispanic	Hispanic	White Non- Hispanic	Non- Resident Alien	All Other or No Indication
522	Belleville	248	105	1,244	245	12,022	59	0
503	Black Hawk	90	28	370	454	5,412	0	0
508	Chicago	(5,609)	(414)	(25,852)	(19,255)	(16,318)	(0)	(785)
	Daley	192	32	1,687	4,516	2,309	0	99
	Kennedy-King	263	48	5,956	533	240	0	31
	Malcolm X	465	84	5,701	2,581	653	0	153
	Olive-Harvey	35	41	4,949	928	134	0	23
	Truman	2,431	80	2,058	5,510	4,669	0	135
	Washington	1,107	71	4,495	1,446	2,382	0	240
	Wilbur Wright	1,116	58	1,006	3,741	5,931	0	104
507	Danville	17	1	244	36	2,418	0	0
502	DuPage	2,603	42	851	2,080	23,682	8	622
509	Elgin	343	16	313	1,495	6,422	0	0
512	Harper	1,091	29	399	1,213	11,968	406	0
540	Heartland	64	18	240	58	2,691	1	0
519	Highland	23	8	164	14	2,452	1	0
514	Illinois Central	169	29	835	146	10,379	6	275
529	Illinois Eastern	(47)	(4)	(96)	(20)	(6,358)	(15)	(0)
	Frontier	5	2	0	0	1,897	0	0
	Lincoln Trail	7	1	72	10	1,036	1	0
	Olney Central	6	1	12	4	1,450	13	0
	Wabash Valley	29	0	12	6	1,975	1	0
513	Illinois Valley	41	5	90	127	3,683	1	0
525	Joliet	150	24	771	588	8,706	9	0
520	Kankakee	34	5	413	45	3,424	3	0
501	Kaskaskia	23	10	102	17	2,762	2	0
523	Kishwaukee	113	10	297	292	2,548	8	0
532	Lake County	537	68	1,003	1,622	9,841	439	0
517	Lake Land	18	16	259	50	4,383	8	0
536	Lewis & Clark	25	17	308	28	4,917	8	0
526	Lincoln Land	79	17	605	65	7,824	19	0
530	Logan	73	19	407	65	4,865	3	0
528	McHenry	36	6	14	285	4,578	14	0
524	Moraine Valley	182	90	407	589	11,205	340	0
527	Morton	87	2	30	1,674	1,906	61	0
535	Oakton	1,646	30	554	455	9,389	0	0
505	Parkland	276	32	934	182	6,698	281	0
515	Prairie State	50	11	1,271	302	2,946	6	605
521	Rend Lake	16	7	108	22	3,283	2	0
537	Richland	23	6	310	13	3,031	1	0
511	Rock Valley	146	25	537	253	7,251	16	0
518	Sandburg	12	11	180	82	2,473	7	0
506	Sauk Valley	38	11	33	165	2,476	1	0
531	Shawnee	24	7	294	15	1,779	0	0
510	South Suburban	73	30	2,693	382	4,444	26	0
533	Southeastern	9	12	346	70	2,200	6	0
534	Spoon River	18	1	78	15	1,832	6	0
601	State Community	3	2	856	4	21	0	0
504	Triton	723	37	2,820	2,476	9,233	73	0
516	Waubensee	103	50	313	1,398	4,687	1	0
539	Wood	12	4	62	2	1,936	2	0
TOTALS		14,874	1,259	46,703	36,304	234,443	1,846	2,287

SOURCE OF DATA: Fall Enrollment (EI Records) - reflects enrollments as of the fall term census date (end of registration). Will not reflect enrollments in courses that have a starting date later than the census date - particularly those in adult education.

Illinois Community College Board
Table I-5
SUMMARY OF OPENING FALL 1995 STUDENT HEADCOUNT ENROLLMENT
BY ACADEMIC CLASSIFICATION

District No.	District/College	Freshman	Sophomore	High School	Unclassified*
522	Belleville	7,572	3,423	0	2,928
503	Black Hawk	2,113	1,852	7	2,382
508	Chicago	(34,817)	(8,418)	(99)	(24,899)
	Daley	4,861	1,336	13	2,625
	Kennedy-King	2,773	907	20	3,371
	Malcolm X	3,226	833	15	5,563
	Olive-Harvey	2,413	948	12	2,737
	Truman	8,947	1,300	9	4,627
	Washington	5,416	1,643	25	2,657
	Wilbur Wright	7,181	1,451	5	3,319
507	Danville	1,848	454	0	414
502	DuPage	16,469	5,414	13	7,622
509	Elgin	5,616	1,211	61	1,701
512	Harper	6,052	2,009	22	7,023
540	Heartland	2,582	201	1	288
519	Highland	2,232	118	0	312
514	Illinois Central	6,511	2,750	66	2,512
529	Illinois Eastern	(4,184)	(1,956)	(0)	(400)
	Frontier	1,238	568	0	98
	Lincoln Trail	760	284	0	83
	Olney Central	823	594	0	69
	Wabash Valley	1,363	510	0	150
513	Illinois Valley	2,724	707	114	402
525	Joliet	2,550	6,739	0	959
520	Kankakee	2,551	862	60	451
501	Kaskaskia	1,765	786	4	361
523	Kishwaukee	2,180	503	11	574
532	Lake County	7,218	4,272	0	2,020
517	Lake Land	2,820	1,141	133	640
536	Lewis & Clark	3,512	1,207	0	584
526	Lincoln Land	5,734	2,288	200	387
530	Logan	0	0	0	5,432
528	McHenry	3,014	1,075	65	779
524	Moraine Valley	7,864	2,845	32	2,072
527	Morton	2,552	561	7	640
535	Oakton	5,576	3,061	21	3,416
505	Parkland	4,633	2,664	45	1,061
515	Prairie State	3,261	1,205	0	725
521	Rend Lake	1,948	1,039	0	451
537	Richland	2,314	772	72	226
511	Rock Valley	5,576	1,844	23	785
518	Sandburg	2,019	446	0	300
506	Sauk Valley	1,383	520	4	817
531	Shawnee	406	2	704	1,007
510	South Suburban	4,930	2,030	16	672
533	Southeastern	1,606	616	68	353
534	Spoon River	1,160	449	2	339
601	State Community	434	200	0	252
504	Triton	8,978	3,212	2	3,170
516	Waubensee	1,881	901	0	3,770
539	Wood	1,109	488	40	393
	TOTALS	181,694	70,241	1,892	83,889

*Unclassified students are those who do not meet minimum requirements for entrance as regular college-level students, or already have an Associate Degree or higher and are taking courses at the same level or lower. Some colleges may be including course enrollees in this category as well.

SOURCE OF DATA: Fall Enrollment (EI Records) - reflects enrollments as of the fall term census date (end of registration). Will not reflect enrollments in courses that have a starting date later than the census date - particularly those in adult education.

Illinois Community College Board
Table I-6
SUMMARY OF OPENING FALL 1995 STUDENT HEADCOUNT ENROLLMENT
BY TYPE OF RESIDENCY

Dist. No.	District/College	In-District	Out-of- District	Corrections	Out-of- State	Foreign
522	Belleville	12,779	1,021	13	96	14
503	Black Hawk	6,040	94	0	202	18
508	Chicago	(66,147)	(1,664)	(0)	(48)	(374)
	Daley	8,441	391	0	0	3
	Kennedy-King	7,001	68	0	2	0
	Malcolm X	9,508	120	0	5	4
	Olive-Harvey	5,925	148	0	37	0
	Truman	14,558	253	0	0	72
	Washington	9,100	399	0	4	238
	Wilbur Wright	11,614	285	0	0	57
507	Danville	2,642	41	7	25	1
502	DuPage	27,537	2,137	0	125	89
509	Elgin	7,966	596	0	0	27
512	Harper	12,761	2,232	0	10	103
540	Heartland	2,848	216	0	2	6
519	Highland	2,636	11	0	15	0
514	Illinois Central	11,022	490	241	44	42
529	Illinois Eastern	(5,394)	(969)	(100)	(20)	(57)
	Frontier	1,790	113	0	1	0
	Lincoln Trail	1,009	16	100	0	2
	Oleney Central	1,459	11	0	0	16
	Wabash Valley	1,136	829	0	19	39
513	Illinois Valley	3,797	34	116	0	0
525	Joliet	10,117	130	0	1	0
520	Kankakee	3,669	224	0	30	1
501	Kaskaskia	2,698	134	79	0	5
523	Kishwaukee	2,811	442	0	0	15
532	Lake County	12,504	422	0	192	392
517	Lake Land	4,109	253	326	46	0
536	Lewis & Clark	5,129	104	0	70	0
526	Lincoln Land	7,649	489	447	12	12
530	Logan	5,208	191	0	7	26
528	McHenry	4,783	131	0	9	10
524	Moraine Valley	11,213	1,258	0	8	334
527	Morton	3,389	370	0	1	0
535	Oakton	9,501	2,464	0	31	78
505	Parkland	6,643	1,402	0	94	264
515	Prairie State	4,513	560	0	117	1
521	Rend Lake	3,001	271	157	7	2
537	Richland	3,311	73	0	0	0
511	Rock Valley	8,161	38	0	16	13
518	Sandburg	2,664	79	8	11	3
506	Sauk Valley	2,607	109	0	8	0
531	Shawnee	1,882	28	0	199	10
510	South Suburban	6,034	1,111	0	502	1
533	Southeastern	1,981	112	515	31	4
534	Spoon River	1,633	298	0	2	17
601	State Community	813	70	0	3	0
504	Triton	10,918	4,335	0	78	31
516	Waubensee	6,072	478	0	1	1
539	Wood	1,839	24	0	151	6
	TOTALS	306,421	25,115	2,009	2,214	1,957

SOURCE OF DATA: Fall Enrollment (E1 Records) - reflects enrollments as of the fall term census date (end of registration). Will not reflect enrollments in courses that have a starting date later than the census date - particularly those in adult education.

Illinois Community College Board

Table I-7

SUMMARY OF OPENING FALL 1995 STUDENT HEADCOUNT ENROLLMENT
BY ENROLLMENT STATUS

Dist. No.	District/College	First-Time Students	Transfer Students	Continuing Students	Readmitted Students
522	Belleveille	3,519	0	10,371	33
503	Black Hawk	1,276	67	3,676	1,335
508	Chicago	(23,190)	(1,891)	(31,489)	(11,663)
	Daley	2,775	194	4,608	1,258
	Kennedy-King	2,196	104	3,200	1,571
	Malcolm X	4,728	16	3,399	1,494
	Olive-Harvey	2,074	130	2,501	1,405
	Truman	5,411	251	7,369	1,852
	Washington	2,395	917	4,199	2,230
	Wilbur Wright	3,611	279	6,213	1,853
507	Danville	734	51	1,634	297
502	DuPage	6,405	2,088	14,878	6,517
509	Elgin	2,203	589	4,198	1,599
512	Harper	4,031	885	7,659	2,531
540	Heartland	765	806	1,482	19
519	Highland	634	23	1,794	211
514	Illinois Central	2,466	693	7,977	703
529	Illinois Eastern	(1,839)	(2)	(3,409)	(1,290)
	Frontier	352	1	529	1,022
	Lincoln Trail	401	0	647	79
	Olney Central	467	1	852	166
	Wabash Valley	619	0	1,381	23
513	Illinois Valley	1,056	177	2,070	644
525	Joliet	2,735	28	5,511	1,974
520	Kankakee	562	220	2,282	860
501	Kaskaskia	859	32	1,446	579
523	Kishwaukee	529	495	1,662	582
532	Lake County	2,604	1,157	7,408	2,341
517	Lake Land	1,428	465	1,844	997
536	Lewis & Clark	1,670	133	2,599	901
526	Lincoln Land	2,098	6	5,018	1,487
530	Logan	1,223	480	3,001	728
528	McHenry	797	364	2,768	1,004
524	Moraine Valley	3,651	128	7,044	1,990
527	Morton	1,103	128	2,184	345
535	Oakton	1,989	1,568	6,787	1,730
505	Parkland	1,977	329	5,378	719
515	Prairie State	1,225	312	2,648	1,006
521	Rend Lake	1,546	75	251	1,566
537	Richland	801	124	1,888	571
511	Rock Valley	2,010	30	6,017	171
518	Sandburg	963	20	1,374	408
506	Sauk Valley	638	59	1,772	255
531	Shawnee	656	0	999	464
510	South Suburban	915	183	5,312	1,238
533	Southeastern	745	57	1,790	51
534	Spoon River	521	226	896	307
601	State Community	342	15	386	143
504	Triton	4,882	6	7,424	3,050
516	Waubonsee	1,228	61	3,837	1,426
539	Wood	697	186	971	176
	TOTALS	88,512	14,159	181,134	53,911

SOURCE OF DATA: Fall Enrollment (E1 Records) - reflects enrollments as of the fall term census date (end of registration). Will not reflect enrollments in courses that have a starting date later than the census date - particularly those in adult education.

Illinois Community College Board
Table 1-8
PROPORTIONS OF DISTRICT POPULATIONS SERVED BY
ILLINOIS PUBLIC COMMUNITY COLLEGES IN INSTRUCTIONAL
CREDIT CURRICULA BY HEADCOUNT AND FTE

Dist. No.	District	Headcount Per 1000 Population	FTE Per 1000 Population
522	Belleville	39.00	19.10
503	Black Hawk	28.01	17.22
508	Chicago	22.75	12.55
507	Danville	28.42	18.44
502	DuPage	35.80	18.65
509	Elgin	36.52	17.78
512	Harper	35.69	17.78
540	Heartland	18.62	9.78
519	Highland	29.42	14.98
514	Illinois Central	33.67	17.47
529	Illinois Eastern	58.05	29.10
513	Illinois Valley	27.95	15.73
525	Joliet	28.09	14.95
520	Kankakee	32.34	16.36
501	Kaskaskia	25.55	17.10
523	Kishwaukee	37.97	22.11
532	Lake County	27.03	11.68
517	Lake Land	26.24	16.46
536	Lewis & Clark	25.45	13.09
526	Lincoln Land	27.33	12.84
530	Logan	38.12	25.02
528	Mc Henry	29.54	13.93
524	Moraine Valley	37.86	20.92
527	Morton	31.04	13.01
535	Oakton	33.74	15.75
505	Parkland	34.90	20.77
515	Prairie State	26.57	12.92
521	Rend Lake	39.38	23.02
537	Richland	23.31	11.68
511	Rock Valley	27.55	13.24
518	Carl Sandburg	23.34	13.43
506	Sauk Valley	26.01	14.32
531	Shawnee	34.62	21.79
510	South Suburban	27.22	12.92
533	Southeastern	46.55	29.73
534	Spoon River	26.32	15.88
601	State Community	11.31	7.20
504	Triton	47.12	23.67
516	Waubonsee	31.13	13.57
539	John Wood	<u>21.38</u>	<u>11.75</u>
TOTALS		29.56	15.53

SOURCES OF DATA: Fall Enrollment (E1 Records)
ICCB 1996 Estimated District Population

Illinois Community College Board

Table 1-9

SUMMARY OF OPENING FALL 1995 STUDENT HEADCOUNT ENROLLMENT
BY INSTRUCTIONAL PROGRAM AREA AND STUDENT LEVEL

FRESHMAN LEVEL

Dist. No.	District/College	General Associates	Bacc/ Transfer	Occupational	General Studies	Voc Skills	Adult Basic Ed	Adult Sec Ed	Eng as a Second Language	Total
522	Belleville	0	4,111	3,424	0	37	0	0	0	7,572
503	Black Hawk	3	1,198	911	0	1	0	0	0	2,113
508	Chicago	(6,173)	(9,241)	(4,482)	(435)	(3,127)	(0)	(0)	(11,359)	(34,817)
	Daley	53	1,696	605	19	135	0	0	2,353	4,861
	Kennedy-King	41	732	1,251	173	206	0	0	370	2,773
	Malcolm X	56	1,534	353	21	116	0	0	1,146	3,226
	Olive-Harvey	471	785	309	27	548	0	0	273	2,413
	Truman	2,025	787	542	93	260	0	0	5,240	8,947
	Washington	630	3,021	1,223	62	474	0	0	6	5,416
	Wilbur Wright	2,897	686	199	40	1,388	0	0	1,971	7,181
507	Danville	0	1,041	747	0	60	0	0	0	1,848
502	DuPage	99	6,056	4,010	3,635	2,669	0	0	0	16,469
509	Elgin	123	2,624	2,152	0	717	0	0	0	5,616
512	Harper	0	3,607	2,445	0	0	0	0	0	6,052
540	Heartland	0	2,082	438	0	62	0	0	0	2,582
519	Highland	26	1,011	692	197	306	0	0	0	2,232
514	Illinois Central	857	2,666	2,834	123	31	0	0	0	6,511
529	Illinois Eastern	(190)	(1,966)	(1,491)	(4)	(533)	(0)	(0)	(0)	(4,184)
	Frontier	36	550	176	1	475	0	0	0	1,238
	Lincoln Trail	51	466	227	1	15	0	0	0	760
	Olney Central	26	523	269	1	4	0	0	0	823
	Wabash Valley	77	427	819	1	39	0	0	0	1,363
513	Illinois Valley	368	1,202	1,146	8	0	0	0	0	2,724
525	Joliet	12	1,708	712	84	34	0	0	0	2,550
520	Kankakee	144	833	1,444	44	86	0	0	0	2,551
501	Kaskaskia	214	573	729	212	37	0	0	0	1,765
523	Kishwaukee	0	1,598	559	20	3	0	0	0	2,180
532	Lake County	0	3,371	3,440	212	195	0	0	0	7,218
517	Lake Land	25	1,387	996	0	412	0	0	0	2,820
536	Lewis & Clark	249	1,676	1,370	93	124	0	0	0	3,512
526	Lincoln Land	0	4,362	1,086	155	131	0	0	0	5,734
530	Logan	0	0	0	0	0	0	0	0	0
528	McHenry	29	1,714	1,082	0	4	0	0	185	3,014
524	Moraine Valley	0	4,488	3,153	0	223	0	0	0	7,864
527	Morton	6	1,220	378	63	80	0	0	805	2,552
535	Oakton	0	3,906	1,670	0	0	0	0	0	5,576
505	Parkland	627	2,462	1,483	0	61	0	0	0	4,633
515	Prairie State	0	1,789	1,472	0	0	0	0	0	3,261
521	Rend Lake	0	1,612	221	0	115	0	0	0	1,948
537	Richland	4	1,468	820	22	0	0	0	0	2,314
511	Rock Valley	2	2,726	1,775	168	905	0	0	0	5,576
518	Sandburg	7	900	829	0	283	0	0	0	2,019
506	Sauk Valley	3	838	542	0	0	0	0	0	1,383
531	Shawnee	13	194	180	11	8	0	0	0	406
510	South Suburban	0	1,818	2,036	17	1,059	0	0	0	4,930
533	Southeastern	30	599	530	245	202	0	0	0	1,606
534	Spoon River	171	651	295	0	43	0	0	0	1,160
601	Slate Community	0	238	190	6	0	0	0	0	434
504	Triton	1,257	2,907	7,641	1	1,172	0	0	0	8,978
516	Waubensee	205	897	731	15	33	0	0	0	1,881
539	Wood	3	681	388	0	29	0	0	8	1,109
TOTALS		10,840	83,421	56,524	5,770	12,782	0	0	12,357	181,694

SOURCE OF DATA: Fall Enrollment (EI Records) - reflects enrollments as of the fall term census date (end of registration).

Will not reflect enrollments in courses that have a starting date later than the census date - particularly those in adult education.

Illinois Community College Board
Table I-9
SUMMARY OF OPENING FALL 1995 STUDENT HEADCOUNT ENROLLMENT
BY INSTRUCTIONAL PROGRAM AREA AND STUDENT LEVEL
(Continued)

SOPHOMORE LEVEL										
Dist. No.	District/College	General Associates	Bacc/ Transfer	Occupational	General Studies	Voc Skills	Adult Basic Ed	Adult Sec Ed	Eng as a Second Language	Total
522	Belleville	0	1,790	1,629	0	4	0	0	0	3,423
503	Black Hawk	13	922	917	0	0	0	0	0	1,852
508	Chicago	(1,488)	(3,700)	(2,808)	(57)	(357)	(0)	(0)	(8)	(8,418)
	Daley	27	780	512	2	15	0	0	0	1,336
	Kennedy-King	9	309	523	35	31	0	0	0	907
	Malcolm X	28	419	374	1	11	0	0	0	833
	Olive-Harvey	89	453	326	4	76	0	0	0	948
	Truman	341	449	452	7	45	0	0	6	1,300
	Washington	107	1,007	468	6	55	0	0	0	1,643
	Wilbur Wright	887	283	153	2	124	0	0	2	1,451
507	Danville	0	250	195	0	9	0	0	0	454
502	DuPage	109	2,528	1,970	298	509	0	0	0	5,414
509	Elgin	16	579	571	0	45	0	0	0	1,211
512	Harper	0	1,201	808	0	0	0	0	0	2,009
540	Heartland	0	181	19	0	1	0	0	0	201
519	Highland	3	62	37	0	16	0	0	0	118
514	Illinois Central	186	1,129	1,414	17	4	0	0	0	2,750
529	Illinois Eastern	(54)	(891)	(826)	(4)	(181)	(0)	(0)	(0)	(1,956)
	Frontier	12	325	68	2	161	0	0	0	568
	Lincoln Trail	16	178	87	0	3	0	0	0	284
	Olney Central	7	221	363	1	2	0	0	0	594
	Wabash Valley	19	167	308	1	15	0	0	0	510
513	Illinois Valley	42	316	349	0	0	0	0	0	707
525	Joliet	76	3,923	2,590	73	77	0	0	0	6,739
520	Kankakee	40	231	583	2	6	0	0	0	862
501	Kaskaskia	43	297	425	14	7	0	0	0	786
523	Kishwaukee	0	310	192	1	0	0	0	0	503
532	Lake County	0	2,363	1,817	40	52	0	0	0	4,272
517	Lake Land	6	492	620	0	23	0	0	0	1,141
536	Lewis & Clark	87	523	565	13	19	0	0	0	1,207
526	Lincoln Land	0	1,686	563	23	16	0	0	0	2,288
530	Logan	0	0	0	0	0	0	0	0	0
528	McHenry	10	784	274	0	4	0	0	3	1,075
524	Moraine Valley	0	1,347	1,471	0	27	0	0	0	2,845
527	Morton	3	324	230	1	2	0	0	1	561
535	Oakton	0	2,105	956	0	0	0	0	0	3,061
505	Parkland	227	1,207	1,228	0	2	0	0	0	2,664
515	Prairie State	0	548	657	0	0	0	0	0	1,205
521	Rend Lake	0	560	436	0	43	0	0	0	1,039
537	Richland	0	391	379	2	0	0	0	0	772
511	Rock Valley	0	1,064	729	0	51	0	0	0	1,844
518	Sandburg	1	208	232	0	5	0	0	0	446
506	Sauk Valley	3	248	269	0	0	0	0	0	520
531	Shawnee	0	2	0	0	0	0	0	0	2
510	South Suburban	0	675	1,301	3	51	0	0	0	2,030
533	Southeastern	2	228	369	3	14	0	0	0	616
534	Spoon River	59	266	119	0	5	0	0	0	449
601	State Community	0	122	76	2	0	0	0	0	200
504	Triton	274	1,225	1,694	0	19	0	0	0	3,212
516	Waubensee	34	461	395	10	1	0	0	0	901
539	Wood	0	305	182	0	1	0	0	0	488
TOTALS		2,776	35,444	29,895	563	1,551	0	0	12	70,241

SOURCE OF DATA: Fall Enrollment (E1 Records) - reflects enrollments as of the fall term census date (end of registration). Will not reflect enrollments in courses that have a starting date later than the census date - particularly those in adult education.

Illinois Community College Board
Table I-9
SUMMARY OF OPENING FALL 1995 STUDENT HEADCOUNT ENROLLMENT
BY INSTRUCTIONAL PROGRAM AREA AND STUDENT LEVEL
(Continued)

HIGH SCHOOL LEVEL										
Dist. No.	District/College	General Associates	Bacc/ Transfer	Occupational	General Studies	Voc Skills	Adult Basic Ed	Adult Sec Ed	Eng as a Second Language	Total
522	Belleville	0	0	0	0	0	0	0	0	0
503	Black Hawk	0	7	0	0	0	0	0	0	7
508	Chicago	(6)	(49)	(33)	(2)	(9)	(0)	(0)	(0)	(99)
	Daley	1	8	2	0	2	0	0	0	13
	Kennedy-King	0	8	9	2	1	0	0	0	20
	Malcolm X	0	9	6	0	0	0	0	0	15
	Olive-Harvey	1	2	4	0	5	0	0	0	12
	Truman	1	5	3	0	0	0	0	0	9
	Washington	0	15	9	0	1	0	0	0	25
	Wilbur Wright	3	2	0	0	0	0	0	0	5
507	Danville	0	0	0	0	0	0	0	0	0
502	DuPage	0	10	2	0	1	0	0	0	13
509	Elgin	0	14	44	0	3	0	0	0	61
512	Harper	0	18	4	0	0	0	0	0	22
540	Heartland	0	1	0	0	0	0	0	0	1
519	Highland	0	0	0	0	0	0	0	0	0
514	Illinois Central	13	45	8	0	0	0	0	0	66
529	Illinois Eastern	(0)	(0)	(0)	(0)	(0)	(0)	(0)	(0)	(0)
	Frontier	0	0	0	0	0	0	0	0	0
	Lincoln Trail	0	0	0	0	0	0	0	0	0
	Olney Central	0	0	0	0	0	0	0	0	0
	Wabash Valley	0	0	0	0	0	0	0	0	0
513	Illinois Valley	0	0	0	114	0	0	0	0	114
525	Joliet	0	0	0	0	0	0	0	0	0
520	Kankakee	7	22	31	0	0	0	0	0	60
501	Kaskaskia	0	1	1	1	1	0	0	0	4
523	Kishwaukee	0	10	1	0	0	0	0	0	11
532	Lake County	0	0	0	0	0	0	0	0	0
517	Lake Land	0	89	43	0	1	0	0	0	133
536	Lewis & Clark	0	0	0	0	0	0	0	0	0
526	Lincoln Land	0	162	34	4	0	0	0	0	200
530	Logan	0	0	0	0	0	0	0	0	0
528	McHenry	0	11	54	0	0	0	0	0	65
524	Moraine Valley	0	27	5	0	0	0	0	0	32
527	Morton	0	7	0	0	0	0	0	0	7
535	Oakton	0	19	2	0	0	0	0	0	21
505	Parkland	4	37	4	0	0	0	0	0	45
515	Prairie State	0	0	0	0	0	0	0	0	0
521	Rend Lake	0	0	0	0	0	0	0	0	0
537	Richland	0	66	6	0	0	0	0	0	72
511	Rock Valley	0	11	9	0	3	0	0	0	23
518	Sandburg	0	0	0	0	0	0	0	0	0
506	Sauk Valley	0	2	0	0	2	0	0	0	4
531	Shawnee	13	192	348	40	40	0	0	0	704
510	South Suburban	0	12	4	0	0	0	0	0	16
533	Southeastern	0	42	21	1	4	0	0	0	68
534	Spoon River	1	1	0	0	0	0	0	0	2
601	State Community	0	0	0	0	0	0	0	0	0
504	Triton	0	1	0	0	1	0	0	0	2
516	Waubensee	0	0	0	0	0	0	0	0	0
539	Wood	0	39	1	0	0	0	0	0	40
TOTALS		115	895	655	162	65	0	0	0	1,892

SOURCE OF DATA: Fall Enrollment (E1 Records) - reflects enrollments as of the fall term census date (end of registration). Will not reflect enrollments in courses that have a starting date later than the census date - particularly those in adult education.

Illinois Community College Board
Table 1-9
SUMMARY OF OPENING FALL 1995 STUDENT HEADCOUNT ENROLLMENT
BY INSTRUCTIONAL PROGRAM AREA AND STUDENT LEVEL
(Continued)

*UNCLASSIFIED LEVEL										
Dist. No.	District/College	General Associates	Bacc/ Transfer	Occupational	General Studies	Voc Skills	Adult Basic Ed	Adult Sec Ed	Eng as a Second Language	Total
522	Belleville	0	768	1,112	0	27	1,018	3	0	2,928
503	Black Hawk	3	1,165	680	9	234	203	88	0	2,382
508	Chicago	(1,807)	(3,474)	(1,224)	(256)	(1,615)	(8,316)	(2,361)	(5,846)	(24,899)
	Daley	3	836	227	11	173	500	151	724	2,625
	Kennedy-Kung	23	204	348	105	168	1,634	521	368	3,371
	Malcolm X	2	486	56	3	84	3,287	567	1,078	5,563
	Olive-Harvey	299	291	69	20	213	1,078	449	318	2,737
	Truman	399	245	63	49	119	888	168	2,696	4,627
	Washington	264	1,290	417	34	485	90	76	1	2,657
	Wilbur Wright	817	122	44	34	373	839	429	661	3,319
507	Danville	0	132	88	0	16	81	97	0	414
502	DuPage	4	1,129	1,245	1,826	1,255	2,045	488	0	7,992
509	Elgin	6	244	379	0	105	860	107	0	1,701
512	Harper	0	3,858	1,700	0	264	1,201	0	0	7,023
540	Heartland	0	227	42	0	18	0	1	0	288
519	Highland	5	67	69	40	108	16	7	0	312
514	Illinois Central	146	866	1,185	116	2	187	10	0	2,512
529	Illinois Eastern	(2)	(59)	(99)	(0)	(18)	(175)	(47)	(0)	(400)
	Frontier	0	15	2	0	15	61	5	0	98
	Lincoln Trail	0	5	2	0	0	62	14	0	83
	Olney Central	0	15	12	0	0	33	9	0	69
	Wabash Valley	2	24	83	0	3	19	19	0	150
513	Illinois Valley	17	106	175	2	0	55	47	0	402
525	Joliet	5	273	157	10	10	350	154	0	959
520	Kankakee	18	123	249	16	18	4	23	0	451
501	Kaskaskia	20	54	149	13	3	12	110	0	361
523	Kishwaukee	0	168	125	4	1	200	76	0	574
532	Lake County	0	405	1,007	12	1	539	56	0	2,020
517	Lake Land	3	218	98	0	108	144	69	0	640
536	Lewis & Clark	19	103	162	21	36	125	118	0	584
526	Lincoln Land	0	258	50	48	31	0	0	0	387
530	Logan	0	3,010	1,909	0	310	80	123	0	5,432
528	McHenry	8	424	281	0	0	66	0	0	779
524	Moraine Valley	0	447	478	0	73	133	534	407	2,072
527	Morton	2	180	99	25	21	240	72	1	640
535	Oakton	0	1,430	885	8	884	136	73	0	3,416
505	Parkland	153	394	418	0	25	35	36	0	1,061
515	Prairie State	35	149	185	0	40	186	130	0	725
521	Rend Lake	0	317	42	0	56	3	33	0	451
537	Richland	0	100	100	3	0	16	7	0	226
511	Rock Valley	0	283	287	31	175	8	1	0	785
518	Sandburg	0	50	29	1	56	39	125	0	300
506	Sauk Valley	4	326	156	0	273	12	46	0	817
531	Shawnee	37	493	194	79	85	20	99	0	1,007
510	South Suburban	0	182	236	4	74	93	83	0	672
533	Southeastern	0	93	97	21	81	28	33	0	353
534	Spoon River	24	103	57	0	15	104	36	0	339
601	State Community	0	20	14	8	0	123	87	0	252
504	Triton	26	210	344	0	381	1,501	708	0	3,170
516	Waubensee	48	965	1,360	300	45	911	141	0	3,770
539	Wood	0	162	87	0	0	88	56	0	393
TOTALS		2,392	23,035	17,253	2,853	6,464	19,353	6,285	6,254	83,889

*Unclassified students are those who do not meet minimum requirements for entrance as regular college-level students, or already have an Associate Degree or higher and are taking courses at the same level or lower. Some colleges may be including course enrollees in this category as well.

SOURCE OF DATA: Fall Enrollment (E1 Records) - reflects enrollments as of the fall term census date (end of registration). Will not reflect enrollments in courses that have a starting date later than the census date - particularly those in adult education.

Illinois Community College Board
Table I-10
SUMMARY OF OPENING FALL TERM STUDENT HEADCOUNT ENROLLMENT
FALL 1986 THROUGH FALL 1995

Dist.		Fall	Fall	Fall	Fall	Fall	Fall	Fall	Fall	Fall	
No.	District/College	1986	1987	1988	1989	1990	1991	1992	1993	1994	1995
522	Belleville	11382	11542	12511	12769	14180	14984	15440	14624	14314	13923
503	Black Hawk	(6102)	(6033)	(6071)	(5998)	(6579)	7206 *	7503	6721	6943	6354
	East	749	779	754	744	768	---	---	---	---	---
	Quad	5353	5254	5317	5254	5811	---	---	---	---	---
508	Chicago	(89278)	(75983)	(74935)	(77013)	(78892)	(79507)	(77233)	(73904)	(71598)	(68233)
	City-Wide	16008	8342	12998	11331	9604	6961	5411	---	---	---
	Daley	9217	8448	7409	7590	8338	8581	8439	8072	8992	8835
	Kennedy-King	10862	9390	8651	8601	9508	10134	9166	8571	6042	7071
	Malcolm-X	11329	10797	9855	9537	9602	10277	13409	11805	11077	9637
	Olive-Harvey	8513	7979	8081	8314	8763	8188	8180	6655	6102	6110
	Truman	15497	14258	12977	15137	16467	16557	14551	15566	15675	14883
	Washington	8832	8217	7920	8157	8313	8496	7839	11235	12028	9741
	Wilbur-Wright	9020	8552	7044	8346	8297	10313	10238	12000	11682	11956
507	Danville	2945	2816	2932	3260	3534	3720	3340	3182	2857	2716
502	DuPage	23155	24474	26494	28037	29187	30897	31625	31132	30237	29888
509	Elgin	5517	5582	5780	6448	7066	7424	9035	9126	9175	8589
512	Harper	15954	16034	16121	16685	16509	17562	17610	16212	15560	15106
540	Heartland	---	---	---	---	---	---	1959	2349	2779	3072
519	Highland	2883	2703	2878	2983	3258	3021	3181	2614	2678	2662
514	Illinois Central	12171	12526	12025	12465	12724	13899 **	13056	12297	11696	11839
529	Illinois Eastern	(9269)	(7871)	(6571)	(8587)	(8556)	(7891)	(7104)	(6780)	(6818)	(6540)
	Frontier	3529	2884	2448	2535	2387	2183	1907	1890	2093	1904
	Lincoln Trail	1351	1009	940	950	954	1040	1085	1152	1114	1127
	Olney Central	2051	1927	1500	1744	1606	1733	1550	1481	1536	1486
	Wabash Valley	2338	2051	1683	3358	3609	2935	2562	2257	2075	2023
513	Illinois Valley	3971	4191	3850	4131	4207	4397	4274	4174	3971	3947
525	Joliet	9303	9440	9454	9567	9645	10043	10427	10336	10369	10248
520	Kankakee	3431	3774	3473	3456	3789	4043	4025	3888	3853	3924
501	Kaskaskia	3142	2874	2806	3269	3269	3581	3322	3379	3247	2916
523	Kishwaukee	2937	2867	3113	2960	3035	3340	3270	3243	3244	3268
532	Lake County	11309	11709	11587	12757	13526	14013	14389	14162	13755	13510
517	Lake Land	3708	4048	3952	4317	4437	4835	4543	4763	4831	4734
536	Lewis & Clark	4914	5268	5012	5450	5886	5763	5853	5441	5534	5303
526	Lincoln Land	7538	7645	7848	7802	7717	8363	8708	7943	8220	8609
530	Logan	3870	4688	5183	5307	5216	5730	5542	5440	5469	5432
528	Mc Henry	3341	3184	3487	3684	3768	4368	4671	4797	4841	4933
524	Moraine Valley	12776	12422	12914	13590	13601	13938	14074	13826	13273	12813
527	Morton	3287	3361	3625	3934	4195	4529	4349	4214	3977	3760
535	Oakton	10804	11553	11596	12290	12395	13473	13349	12796	11634	12074
505	Parkland	7639	7659	7911	8483	8570	9758 **	9343	8869	8463	8403
515	Prairie State	4382	4477	4837	4758	5127	5657	5785	5368	5305	5191
521	Rend Lake	3215	2878	3148	3293	3766	3229	2966	3092	3551	3438
537	Richland	3249	3323	3743	3889	3801	3850	4110	3950	3801	3384
511	Rock Valley	7999	7597	7703	7957	8730	9066	8618	9113	8905	8228
518	Carl Sandburg	2439	2607	2826	2598	2639	2663	2569	2591	2541	2765
506	Sauk Valley	2614	3058	2769	2724	3109	3136	2912	2790	2646	2724
531	Shawnee	2200	1700	1433	1376	1575	1818	1943	2021	2182	2119
510	South Suburban	6474	7260	8263	8685	8581	10605	9369	9107	8997	7648
533	Southeastern	2383	2536	2756	2896	3032	3292	2802	2925	2648	2643
534	Spoon River	1809	1683	1723	1746	1970	2061	2189	2077	1860	1950
601	State Community	1324	1173	1184	1041	1236	1119	1268	1255	982	886
504	Triton	17871	18022	17691	16625	16759	16767	16804	15308	15485	15362
516	Waubensee	4795	4652	5376	5898	6089	6415	6750	6768	6797	6552
539	Wood	3504	2950	2695	3005	2743	2512	2293	2140	1943	2030
TOTALS		334884	324163	328276	341733	352898	368475	367603	354717	346979	337716

*Effective in fiscal year 1992, Black Hawk College was restructured as a single college district with two campuses.

**Includes enrollments from Heartland Community College.

NOTE: Fall 1989 increases at Illinois Eastern are attributable in part to a change in the start-up date of the coal mining technology program at Wabash Valley.

SOURCE OF DATA: Fall Enrollment (EI Records) - reflects enrollment as of the fall term census date (end of registration). Will not reflect enrollments in courses that have a starting date later than the census date - particularly those in adult education.

Illinois Community College Board
Table I-11
SUMMARY OF OPENING FALL TERM STUDENT FTE ENROLLMENT
FALL 1986 THROUGH FALL 1995

Dist No	District/College	1986 FTE	1987 FTE	1988 FTE	1989 FTE	1990 FTE	1991 FTE	1992 FTE	1993 FTE	1994 FTE	1995 FTE
522	Belleville	5246	5284	5780	5992	6548	6997	7375	7130	6947	6818
503	Black Hawk	(3707)	(3464)	(3566)	(3525)	(3812)	4067 *	4320	4134	4209	3906
	East	578	571	560	543	554	—	—	—	—	—
	Quad	3129	2893	3006	2982	3258	—	—	—	—	—
508	Chicago	(47649)	(42068)	(41926)	(43520)	(45366)	(46469)	(44535)	(41819)	(39058)	(37655)
	City-Wide	6131	2971	4894	4929	3993	2727	2036	—	—	—
	Daley	4462	3540	3573	3752	4191	4553	4332	4086	4383	4221
	Kennedy-King	6966	6226	6008	5628	6506	7024	6342	5413	3785	4354
	Malcolm-X	8386	8948	7661	7133	7328	8033	8796	7962	6441	6167
	Olive-Harvey	5549	5273	5402	5496	5825	5225	5280	4381	4076	4080
	Truman	8198	7585	7209	8615	9433	9551	8460	9288	9053	8389
	Washington	4182	3874	3721	3763	3820	4067	3919	5243	5451	4385
	Wilbur-Wright	3775	3651	3458	4204	4270	5289	5370	5446	5869	6059
507	Danville	1811	1734	1832	1966	2044	2164	2096	2022	1836	1762
502	DuPage	11774	12475	13584	14499	15035	15758	16251	16091	15829	15573
509	Elgin	2557	2571	2730	3042	3321	3438	4246	4320	4349	4182
512	Harper	7159	7250	7576	7768	7634	8034	8213	7997	7780	7523
540	Heartland	—	—	—	—	—	—	1149	1181	1403	1614
519	Highland	1377	1402	1454	1538	1568	1580	1665	1508	1433	1355
514	Illinois Central	5945	6037	5923	6135	6379	6775 **	6669	6487	6208	6141
529	Illinois Eastern	(4396)	(3307)	(2991)	(3445)	(3689)	(3854)	(3643)	(3419)	(3473)	(3278)
	Frontier	1058	666	599	615	675	694	619	555	577	491
	Lincoln Trail	872	596	548	639	664	736	796	766	751	725
	Olney Central	1252	1027	949	1122	1127	1229	1174	1172	1164	1090
	Wabash Valley	1214	1018	895	1069	1223	1195	1054	926	981	972
513	Illinois Valley	2303	2356	2298	2422	2420	2499	2514	2439	2268	2221
525	Joliet	4572	4743	4884	4969	5079	5153	5442	5379	5468	5453
520	Kankakee	1686	1802	1716	1784	1871	2007	2025	1957	1971	1985
501	Kaskaskia	1795	1755	1752	1981	2097	2288	2216	2237	2143	1952
523	Kishwaukee	1596	1593	1628	1635	1705	1902	1857	1851	1839	1903
532	Lake County	4694	4762	4897	5407	5649	5781	5924	5847	5796	5837
517	Lake Land	2225	2378	2451	2666	2740	3055	2979	3030	2930	2970
536	Lewis & Clark	2589	2531	2498	2727	2907	2995	3033	2782	2792	2726
526	Lincoln Land	3427	3597	3633	3615	3661	3926	4099	3939	3991	4046
530	Logan	2166	2597	3016	3121	3096	3537	3642	3585	3596	3566
528	Mc Henry	1329	1318	1426	1586	1623	1916	2091	2145	2234	2326
524	Moraine Valley	6480	6243	6775	6979	7244	7544	7576	7371	7186	7078
527	Morton	1445	1449	1503	1691	1842	1994	1802	1810	1709	1576
535	Oakton	4146	4223	4470	5017	5269	5524	5585	5544	5293	5636
505	Parkland	4088	4041	4328	4738	4837	5568 **	5473	5257	5105	5001
515	Prairie State	2080	2181	2320	2325	2442	2698	2765	2601	2559	2525
521	Rend Lake	1540	1663	1762	1903	1908	1965	1864	1961	2013	2010
537	Richland	1524	1540	1762	1869	1889	2007	2138	2059	1881	1695
511	Rock Valley	3548	3487	3565	3736	4051	4171	4291	4320	4157	3955
518	Carl Sandburg	1384	1431	1494	1435	1433	1527	1547	1530	1460	1591
506	Sauk Valley	1345	1500	1523	1540	1726	1794	1702	1611	1496	1500
531	Shawnee	993	848	858	899	1051	1275	1262	1375	1346	1334
510	South Suburban	2824	3112	3447	3606	3784	4409	4234	4270	4217	3631
533	Southeastern	1350	1400	1623	1763	1843	1852	1785	1842	1751	1688
534	Spoon River	1052	991	973	990	1108	1232	1328	1268	1143	1177
601	State Community	887	769	759	642	809	712	858	821	664	564
504	Trion	7957	8002	8219	8185	8222	8231	8292	7421	7324	7717
516	Waubesaet	1998	1927	2194	2466	2558	2686	2860	2957	2948	2855
539	Wood	1576	1307	1155	1310	1264	1194	1194	1161	1029	1115
TOTALS		166220	161138	166291	174437	181524	190578	192540	186508	180834	177440

*Effective in fiscal year 1992, Black Hawk College was restructured as a single college district with two campuses.

**Includes enrollments from Heartland Community College.

NOTE: Fall 1989 increases at Illinois Eastern are attributable in part to a change in the start-up date of the coal mining technology program at Wabash Valley.

SOURCE OF DATA: Fall Enrollment (EI Records) - reflects enrollment as of the fall term census date (end of registration). Will not reflect enrollments in courses that have a starting date later than the census date - particularly those in adult education.

Section II

FACULTY AND STAFF DATA

The tables in this section present data regarding faculty and staff employed by the public community colleges of Illinois. The salary and staff data were collected in fall 1995 and reflect averages for fiscal year 1996. Employee groups exclude those persons who are employed predominantly to provide services at a correctional facility.

Descriptions of the employee groups used in this section are provided below. These categories correspond with *Fiscal Management Manual* salaries expenditures codes.

- Faculty are individuals who spend more than one-half of their workload in the activity of teaching and providing instruction to students.
- Administrative Staff are line officers of the college who manage, conduct, and administer programs, staff, and operations of the board of trustees.
- Classified Staff include clerical and custodial/maintenance staff. Clerical personnel engage in the process of keeping records and processing information upon the request and direction of college professional staff. Custodial/maintenance staff engage in housekeeping and the maintenance or repair of college facilities and equipment.
- Other (nonteaching) Professional Staff include professional/technical, academic support, and supervisory staff. Professional/technical staff have specialized skills but do not directly support the process of teaching. Academic support staff exercise professional judgement and discretion and directly support the teaching and learning process. Supervisory staff have the duty, responsibility, or authority to recommend the employment, transfer, suspension, dismissal, promotion, assignment, reward, or discipline of other staff individuals both full- and part-time.

Figure 2 shows the headcount distribution of community college employees statewide by employee group: faculty (56.23 percent), other nonteaching professionals (9.65 percent), classified (29.53 percent), and administrators (4.59 percent).

Table II-1 lists the number of instructional teaching faculty by sex and employment status employed during fall 1995. Of the 16,390 teaching faculty employed in fall 1995, 4,552 were full-time faculty.

Table II-2 shows the total number of administrative staff by sex and employment status.

Table II-3 lists the number of full-time and part-time nonteaching professional staff by sex and employment status employed in each community college. Table II-4 provides the same information for classified or civil service type staff.

The average contractual base salaries paid to full-time teaching faculty, full-time administrative staff, and full-time nonteaching professionals are shown in Table II-5.

Table II-6 identifies the average class size for on-campus lecture/discussion classes and laboratory classes. Table II-7 shows a percent distribution of on-campus classes by size for each community college.

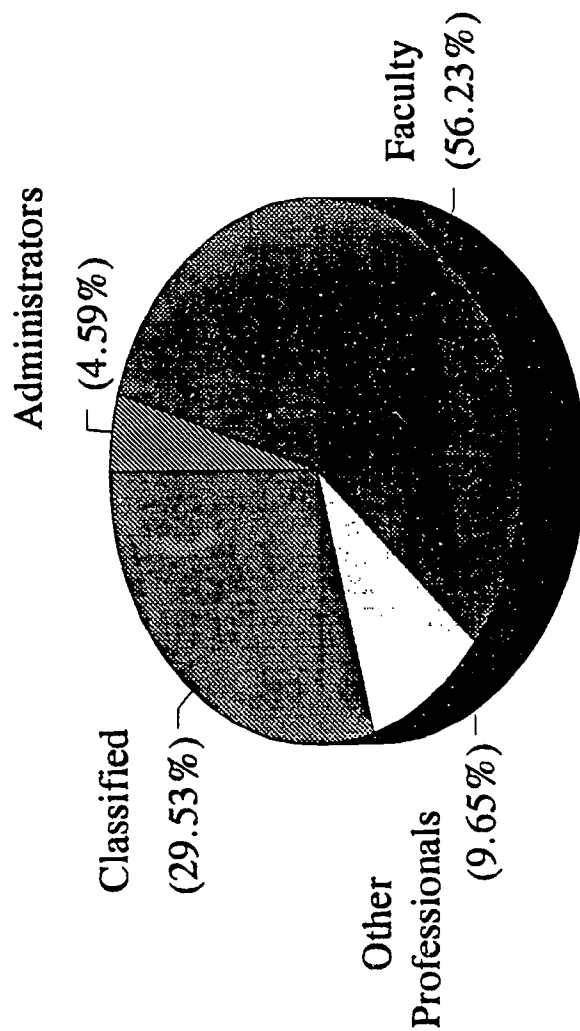


Figure 2. Fall 1995 State Headcount Distribution of Employees by Employee Group

Illinois Community College Board

Table II-1

SUMMARY OF INSTRUCTIONAL TEACHING FACULTY (9 AND 12 MOS.) EMPLOYED IN
ILLINOIS PUBLIC COMMUNITY COLLEGES BY SEX AND EMPLOYMENT STATUS DURING FALL 1995

Dist. No.	District/College	Total			Total			Grand Total Headcount	Grand Total FTE
		Full-Time Male	Full-Time Female	Full-Time FTE	Part-Time Male	Part-Time Female	Part-Time FTE		
522	Belleville	72	44	116	491	387	250	994	366
503	Black Hawk	69	63	132	119	207	210	458	342
508	Chicago	(493)	(393)	(886)	(781)	(885)	(681)	(2,552)	(1,567)
	Daley	70	37	107	95	88	66	290	173
	Kennedy-King	65	83	148	66	103	77	317	225
	Malcolm X	43	50	93	171	169	152	433	245
	Olive-Harvey	59	42	101	74	85	69	260	170
	Truman	78	67	145	132	191	139	468	284
	Washington	91	59	150	90	90	67	330	217
	Wright	87	55	142	153	159	111	454	253
507	Danville	28	28	56	24	44	21	124	77
502	DuPage	149	125	274	442	443	438	1159	712
509	Elgin	60	47	107	156	169	244	432	351
512	Harper	88	94	182	331	375	280	888	462
540	Heartland	13	18	31	90	90	90	211	121
519	Highland	35	14	49	41	73	4	163	53
514	Illinois Central	106	63	169	228	215	127	612	296
529	Illinois Eastern	(67)	(40)	(107)	(118)	(158)	(105)	(383)	(212)
	Frontier	1	2	3	59	88	50	150	53
	Lincoln Trail	14	9	23	21	25	18	69	41
	Oney Central	21	21	42	20	21	18	83	60
	Wabash	31	8	39	18	24	19	81	58
513	Illinois Valley	37	29	66	63	39	33	168	99
525	Joliet	93	52	145	223	163	33	531	178
520	Kankakee	27	25	52	44	46	32	142	84
501	Kaskaskia	36	19	55	63	70	30	188	85
523	Kishwaukee	33	34	67	DNS	DNS	DNS	67	67
532	Lake County	100	59	159	197	194	130	550	289
517	Lake Land	58	38	96	65	85	41	246	137
536	Lewis & Clark	41	34	75	138	146	70	359	145
526	Lincoln Land	65	47	112	136	103	62	351	174
530	Logan	50	45	95	56	68	56	219	151
528	McHenry	39	31	70	66	92	46	228	116
524	Moraine Valley	86	73	159	215	215	143	589	302
527	Morton	20	28	48	59	78	37	185	85
535	Oakton	57	73	130	263	210	176	603	306
505	Parkland	76	73	149	148	178	136	475	285
515	Prairie State	33	35	68	127	99	87	294	155
521	Rend Lake	30	29	59	37	52	36	148	95
537	Richland	32	16	48	76	77	111	201	159
511	Rock Valley	80	45	125	74	30	33	229	158
518	Sandburg	28	26	54	60	66	44	180	98
506	Sauk Valley	31	18	49	59	41	29	149	78
531	Shawnee	22	23	45	40	60	45	145	90
510	South Suburban	58	65	123	182	144	65	449	188
533	Southeastern	30	27	57	54	40	33	151	90
534	Spoon River	21	15	36	68	67	33	171	69
601	State Comm. Coll.	8	15	23	40	10	30	73	53
504	Triton	102	61	163	268	195	142	626	305
516	Waubensee	34	39	73	209	314	190	596	263
539	Wood	18	24	42	30	29	10	101	52
TOTALS		2,525	2,027	4,552	5,881	5,957	4,363	16,390	8,915

DNS - Data Not Submitted

SOURCE OF DATA: Fiscal Year 1996 Salary Submission (C1 & C2)

Illinois Community College Board
Table II-2
SUMMARY OF ADMINISTRATIVE STAFF EMPLOYED IN
ILLINOIS PUBLIC COMMUNITY COLLEGES BY SEX AND EMPLOYMENT STATUS DURING FALL 1995

Dist. No.	District/College	Full-Time			Part-Time			Grand Total Headcount	Grand Total FTE
		Male	Female	Total FTE	Male	Female	Total FTE		
522	Belleville	24	8	32	30	44	34	106	66
503	Black Hawk	11	4	15	0	0	0	15	15
508	Chicago*	(97)	(80)	(177)	(0)	(0)	(0)	(177)	(177)
	Daley	8	6	14	0	0	0	14	14
	Kennedy-King	11	11	22	0	0	0	22	22
	Malcolm X	12	10	22	0	0	0	22	22
	Olive-Harvey	7	10	17	0	0	0	17	17
	Truman	10	11	21	0	0	0	21	21
	Washington	8	11	19	0	0	0	19	19
	Wright	12	3	15	0	0	0	15	15
507	Danville	17	15	32	0	0	0	32	32
502	DuPage	33	17	50	0	0	0	50	50
509	Elgin	19	11	30	0	0	0	30	30
512	Harper	21	13	34	0	0	0	34	34
540	Heartland	8	4	12	0	0	0	12	12
519	Highland	14	3	17	0	0	0	17	17
514	Illinois Central	22	14	36	0	0	0	36	36
529	Illinois Eastern*	(14)	(16)	(30)	(0)	(0)	(0)	(30)	(30)
	Frontier	4	3	7	0	0	0	7	7
	Lincoln Trail	4	2	6	0	0	0	6	6
	Olney	3	3	6	0	0	0	6	6
	Wabash	2	4	6	0	0	0	6	6
513	Illinois Valley	16	5	21	0	0	0	21	21
525	Joliet	29	34	63	3	3	3	69	66
520	Kankakee	24	24	48	0	0	0	48	48
501	Kaskaskia	11	15	26	1	1	1	28	27
523	Kishwaukee	7	6	13	0	0	0	13	13
532	Lake County	26	24	50	0	1	1	51	51
517	Lake Land	8	8	16	0	0	0	16	16
536	Lewis & Clark	14	6	20	0	0	0	20	20
526	Lincoln Land	26	19	45	0	2	2	47	47
530	Logan	18	6	24	0	0	0	24	24
528	McHenry	21	13	34	0	1	1	35	35
524	Moraine Valley	13	12	25	0	0	0	25	25
527	Morton	10	3	13	0	0	0	13	13
535	Oakton	15	13	28	0	0	0	28	28
505	Parkland	20	13	33	0	0	0	33	33
515	Prairie State	18	17	35	1	0	1	36	36
521	Rend Lake	18	6	24	0	0	0	24	24
537	Richland	10	7	17	1	0	0	18	17
511	Rock Valley	32	21	53	0	0	0	53	53
518	Sandburg	9	9	18	0	0	0	18	18
506	Sauk Valley	13	3	16	1	1	1	18	17
531	Shawnee	13	11	24	0	0	0	24	24
510	South Suburban	20	9	29	0	0	0	29	29
533	Southeastern	13	3	16	0	0	0	16	16
534	Spoon River	5	9	14	0	0	0	14	14
601	State Community	6	8	14	0	0	0	14	14
504	Triton	8	17	25	0	0	0	25	25
516	Waubonsee	13	12	25	0	0	0	25	25
539	Wood	8	5	13	0	0	0	13	13
TOTALS		724	523	1,247	37	53	44	1,337	1,291

*District Totals include central administration staff.

SOURCE OF DATA: Fiscal Year 1996 Salary Submission (C1 & C2)

Illinois Community College Board

Table II-3

SUMMARY OF OTHER NONTEACHING PROFESSIONAL* STAFF (9 AND 12 MONTH) EMPLOYED IN
ILLINOIS PUBLIC COMMUNITY COLLEGES BY SEX AND EMPLOYMENT STATUS DURING FALL 1995

Dist. No.	District/College	Full-Time		Total		Part-Time		Total		Grand Total Headcount	Grand Total FTE
		Male	Female	Male	Female	Male	Female	Male	Female		
522	Belleville	19	46	65	8	11	7	84	72		
503	Black Hawk	25	56	81	0	1	1	82	82		
508	Chicago**	(97)	(204)	(301)	(39)	(51)	(73)	(391)	(374)		
	Daley	6	17	23	4	12	15	39	38		
	Kennedy-King	16	32	48	6	7	11	61	59		
	Malcolm X	7	21	28	10	9	15	47	43		
	Olive-Harvey	4	25	29	5	7	9	41	38		
	Truman	16	28	44	7	8	13	59	57		
	Washington	7	28	35	0	1	0	36	35		
	Wright	5	15	20	4	7	9	31	29		
507	Danville	10	22	32	0	0	0	32	32		
502	DuPage	78	100	178	0	0	0	178	178		
509	Elgin	34	35	69	9	2	6	80	75		
512	Harper	51	85	136	4	12	10	152	146		
540	Heartland	5	11	16	0	4	9	20	25		
519	Highland	6	18	24	0	7	4	31	28		
514	Illinois Central	35	61	96	37	37	21	170	117		
529	Illinois Eastern**	(16)	(23)	(39)	(0)	(0)	(0)	(39)	(39)		
	Frontier	4	4	8	0	0	0	8	8		
	Lincoln Trail	2	4	6	0	0	0	6	6		
	Olney	3	5	8	0	0	0	8	8		
	Wabash	3	6	9	0	0	0	9	9		
513	Illinois Valley	13	7	20	0	0	0	20	20		
525	Joliet	19	15	34	33	50	16	117	50		
520	Kankakee	10	28	38	0	0	0	38	38		
501	Kaskaskia	3	2	5	3	4	2	12	7		
523	Kishwaukee	11	37	48	0	0	0	48	48		
532	Lake County	30	61	91	0	0	0	91	91		
517	Lake Land	21	38	59	0	0	0	59	59		
536	Lewis & Clark	25	46	71	0	0	0	71	71		
526	Lincoln Land	13	43	56	3	19	8	78	64		
530	Logan	28	45	73	1	3	2	77	75		
528	McHenry	14	29	43	3	3	4	49	47		
524	Moraine Valley	36	69	105	0	0	0	105	105		
527	Morton	17	16	33	0	0	0	33	33		
535	Oakton	28	72	100	0	6	2	106	102		
505	Parkland	30	45	75	14	22	41	111	116		
515	Prairie State	8	22	30	0	0	0	30	30		
521	Rend Lake	11	31	42	0	0	0	42	42		
537	Richland	9	19	28	7	8	8	43	36		
511	Rock Valley	14	13	27	0	4	2	31	29		
518	Sandburg	12	26	38	0	1	1	39	39		
506	Sauk Valley	5	13	18	0	0	0	18	18		
531	Shawnee	5	8	13	0	0	0	13	13		
510	South Suburban	20	27	47	0	0	0	47	47		
533	Southeastern	9	10	19	0	0	0	19	19		
534	Spoon River	6	10	16	1	28	19	45	35		
601	State Community	9	13	22	0	0	0	22	22		
504	Triton	37	45	82	0	0	0	82	82		
516	Waubonsee	16	29	45	5	9	7	59	52		
539	Wood	15	21	36	0	8	4	44	40		
TOTALS		850	1,507	2,357	167	290	247	2,814	2,604		

*Other nonteaching professional staff include professional/technical, academic support, and supervisory staff.

**District Totals include central administration staff.

SOURCE OF DATA: Fiscal Year 1996 Salary Submission (C1 & C2)

Illinois Community College Board

Table II-4

SUMMARY OF CIVIL SERVICE OR CLASSIFIED STAFF EMPLOYED IN
ILLINOIS PUBLIC COMMUNITY COLLEGES BY SEX AND EMPLOYMENT STATUS DURING FALL 1995

Dist. No.	District/College	Full-Time		Total Full-Time	Part-Time		Total Part-Time	Grand Total	Grand Total
		Male	Female	FTE	Male	Female	FTE	Headcount	FTE
522	Belleville	43	100	143	82	143	136	368	279
503	Black Hawk	34	82	116	29	102	44	247	160
508	Chicago*	(92)	(446)	(538)	(684)	(645)	(732)	(1,867)	(1,270)
	Daley	5	49	54	51	47	50	152	104
	Kennedy-King	8	56	64	133	102	149	299	213
	Malcolm X	11	45	56	92	95	114	243	170
	Olive-Harvey	8	57	65	89	74	81	228	146
	Truman	16	55	71	99	71	100	241	171
	Washington	11	65	76	74	120	85	270	161
	Wright	20	63	83	105	88	97	276	180
507	Danville	20	48	68	0	11	0	79	68
502	DuPage	72	116	188	67	235	134	490	322
509	Elgin	25	83	108	142	70	106	320	214
512	Harper	93	157	250	26	81	67	357	317
540	Heartland	1	19	20	0	2	1	22	21
519	Highland	18	29	47	2	12	6	61	53
514	Illinois Central	43	108	151	116	292	125	559	276
529	Illinois Eastern*	(23)	(77)	(100)	(15)	(52)	(32)	(167)	(132)
	Frontier	3	11	14	2	3	2	19	16
	Lincoln Trail	8	7	15	4	11	7	30	22
	Olney	6	17	23	4	20	12	47	35
	Wabash	4	12	16	4	10	6	30	22
513	Illinois Valley	19	45	64	4	13	10	81	74
525	Joliet	38	106	144	20	85	49	249	193
520	Kankakee	18	47	65	10	34	8	109	73
501	Kaskaskia	9	24	33	19	30	34	82	67
523	Kishwaukee	18	35	53	0	0	0	53	53
532	Lake County	54	106	160	4	38	21	202	181
517	Lake Land	13	46	59	19	52	23	130	82
536	Lewis & Clark	13	44	57	28	32	19	117	76
526	Lincoln Land	30	76	106	0	17	9	123	115
530	Logan	23	61	84	1	13	7	98	91
528	McHenry	19	33	52	7	71	42	130	94
524	Moraine Valley	29	104	133	12	57	69	202	202
527	Morton	16	23	39	34	49	26	122	65
535	Oakton	56	84	140	44	69	55	253	195
505	Parkland	31	77	108	2	13	8	123	116
515	Prairie State	15	54	69	0	7	4	76	73
521	Rend Lake	16	23	39	16	22	19	77	58
537	Richland	7	50	57	4	26	15	87	72
511	Rock Valley	41	95	136	21	24	23	181	159
518	Sandburg	15	37	52	1	6	4	59	56
506	Sauk Valley	15	28	43	2	9	7	54	50
531	Shawnee	11	28	39	5	12	9	56	48
510	South Suburban	22	79	101	2	4	5	107	106
533	Southeastern	7	30	37	0	0	0	37	37
534	Spoon River	9	22	31	5	20	20	56	51
601	State Community	4	27	31	0	0	0	31	31
504	Triton	93	153	246	151	239	195	636	441
516	Waubensee	7	53	60	157	265	143	482	203
539	Wood	4	27	31	5	22	14	58	45
TOTALS		1,116	2,882	3,998	1,736	2,874	2,221	8,608	6,219

*District Totals include central administration staff.

SOURCE OF DATA: Fiscal Year 1996 Salary Submission (C1 & C2)

37

Illinois Community College Board

Table II-5

**FISCAL YEAR 1996 AVERAGE CONTRACTUAL BASE SALARIES FOR FULL-TIME TEACHING
FACULTY (9 MOS), ADMINISTRATIVE STAFF (12 MOS) AND NONTEACHING PROFESSIONAL STAFF (12 MOS)
IN ILLINOIS PUBLIC COMMUNITY COLLEGES**

Dist. No.	District	Average Salary	12-Month	12-Month Other
		9-Month Faculty	Administrative	Professional*
522	Belleville	48,753	57,918	33,970
503	Black Hawk	42,499	63,954	33,447
508	Chicago	54,445	59,189	34,970
507	Danville	36,031	44,959	27,053
502	DuPage	54,273	74,975	36,823
509	Elgin	57,189	63,847	39,809
512	Harper	57,446	77,081	41,627
540	Heartland	36,140	56,534	30,308
519	Highland	45,113	49,760	25,709
514	Illinois Central	42,174	60,146	30,535
529	Illinois Eastern	33,290	47,317	31,166
513	Illinois Valley	41,414	53,901	27,870
525	Joliet	50,239	45,214	27,686
520	Kankakee	42,769	43,038	25,442
501	Kaskaskia	40,704	37,096	--
523	Kishwaukee	34,696	63,983	26,385
532	Lake County	64,345	61,664	36,668
517	Lake Land	38,709	56,335	36,370
536	Lewis & Clark	45,698	52,196	27,598
526	Lincoln Land	48,721	51,882	27,331
530	Logan	42,021	57,790	29,551
528	McHenry	44,873	56,788	29,991
524	Moraine Valley	48,205	64,079	31,126
527	Morton	49,706	66,847	27,185
535	Oakton	59,257	77,583	36,920
505	Parkland	45,980	61,213	31,524
515	Prairie State	45,713	44,919	25,984
521	Rend Lake	39,542	50,186	26,231
537	Richland	40,184	57,999	29,971
511	Rock Valley	45,005	48,286	41,351
518	Sandburg	37,810	46,780	25,385
506	Sauk Valley	38,289	54,660	33,111
531	Shawnee	35,500	39,520	27,898
510	South Suburban	47,312	64,028	28,070
533	Southeastern	38,946	48,673	33,146
534	Spoon River	35,227	46,222	29,146
601	State Community	35,504	45,128	32,034
504	Triton	56,900	64,479	41,697
516	Waubonsee	44,941	58,820	32,160
539	Wood	--	50,299	30,088
AVERAGES		\$48,843	\$56,092	\$33,164

*Nonteaching professional staff includes professional/technical, academic support, and supervisory staff who are not administrators.

-- = Not Applicable

SOURCE OF DATA: Fiscal Year 1996 Salary Submission (C1)

Illinois Community College Board
Table II-6
AVERAGE ON-CAMPUS CLASS BY TYPE*
FALL 1995

Dist. No.	District/College	Lecture/ Discussion	Laboratory	Average Class Size**
522	Belleville	DNA	DNA	DNA
503	Black Hawk	DNA	DNA	DNA
508	Chicago			
	Daley	26.7	19.6	23.5
	Kennedy-King	22.0	DNA	21.3
	Malcolm X	24.4	DNA	24.0
	Olive-Harvey	23.8	DNA	23.0
	Truman	23.8	DNA	22.0
	Washington	25.4	DNA	24.0
	Wright	27.8	DNA	27.8
507	Danville	16.8	4.0	16.5
502	DuPage	20.7 ***	16.5	18.8
509	Elgin	20.0 ***	14.6	17.4
512	Harper	24.6	17.7	21.3
540	Heartland	DNA	DNA	DNA
519	Highland	15.6 ***	11.9	15.4
514	Illinois Central	21.7	13.7	18.4
529	Illinois Eastern			
	Frontier	13.1	8.5	12.0
	Lincoln Trail	14.5	10.5	13.1
	Olney Central	16.8	11.8	15.2
	Wabash Valley	15.7	13.1	14.8
513	Illinois Valley	21.0	DNA	21.0
525	Joliet	19.0	DNA	19.0
520	Kankakee	29.5 ***	17.1	20.1
501	Kaskaskia	18.8	11.0	17.2
523	Kishwaukee	21.0 ***	12.5	16.5
532	Lake County	20.2	15.3	19.5
517	Lake Land	21.6	18.4	20.8
536	Lewis & Clark	19.9	13.5	17.4
526	Lincoln Land	DNA	DNA	DNA
530	Logan	20.4 ***	14.3	18.1
528	McHenry	23.6	15.7	20.6
524	Moraine Valley	22.9 ***	15.7	18.9
527	Morton	19.9	11.2	18.5
535	Oakton	17.6 ***	11.1	16.9
505	Parkland	17.5	20.0	17.5
515	Prairie State	24.0 ***	15.4	17.8
521	Rend Lake	17.7	27.8	18.8
537	Richland	14.3	10.0	14.1
511	Rock Valley	22.5	15.5	19.5
518	Sandburg	DNA	DNA	DNA
506	Sauk Valley	18.9	12.0	15.9
531	Shawnee	16.0	11.3	15.5
510	South Suburban	17.8 ***	9.9	16.4
533	Southeastern	12.5	12.4	15.5
534	Spoon River	17.6	13.2	16.1
601	State Community	DNA	DNA	DNA
504	Triton	19.0	11.8	18.0
516	Waubensee	20.2 ***	11.5	15.5
539	Wood	DNA	DNA	DNA
	TOTALS	20.2	13.8	18.4

*Adult Basic Education, Adult Secondary Education, and English as a Second Language classes are excluded.

**Averages computed on enrollment in all instructional types, excluding Adult Basic Education, Adult Secondary Education, English as a Second Language, independent study and classes with only one student.

***If class size was reported for lecture & discussion, the largest average is shown.

DNA = Data Not Available

SOURCE OF DATA: S3 and S6 Record Submissions

Illinois Community College Board
Table II-7
PERCENTAGE OF ON-CAMPUS CLASSES* BY CLASS SIZE CATEGORIES
FALL 1995

Dist. No.	District/College	Class Size Categories							Total Classes
		2-5	6-10	11-20	21-35	36-50	51-100	Over 100	
522	Belleville	DNA	DNA	DNA	DNA	DNA	DNA	DNA	DNA
503	Black Hawk	DNA	DNA	DNA	DNA	DNA	DNA	DNA	DNA
508	Chicago								
	Daley	5	9	18	60	8	0	0	427
	Kennedy-King	4	8	34	48	6	0	0	252
	Malcolm X	1	10	18	68	4	0	0	271
	Olive-Harvey	3	7	22	65	3	0	0	315
	Truman	6	8	27	53	6	0	0	503
	Washington	6	5	15	71	4	0	0	539
	Wright	4	3	13	70	10	0	0	563
507	Danville	11	15	47	25	1	1	0	423
502	DuPage	12	12	34	39	2	1	0	2,405
509	Elgin	12	15	42	29	1	1	0	1,078
512	Harper	4	9	43	40	3	1	1	1,617
540	Heartland	DNA	DNA	DNA	DNA	DNA	DNA	DNA	DNA
519	Highland	10	28	38	20	4	0	0	470
514	Illinois Central	10	13	40	30	6	0	0	1,343
529	Illinois Eastern								
	Frontier	15	36	38	9	1	1	0	95
	Lincoln Trail	21	22	42	11	3	1	0	232
	Olney Central	16	23	39	21	1	0	0	257
	Wabash Valley	13	26	38	21	2	0	0	244
513	Illinois Valley	11	14	31	31	9	2	1	441
525	Joliet	4	16	43	36	1	0	0	1,047
520	Kankakee	5	15	40	31	9	0	0	468
501	Kaskaskia	16	20	33	28	3	1	0	425
523	Kishwaukee	12	20	41	24	4	0	0	486
532	Lake County	5	11	40	43	0	0	0	1,094
517	Lake Land	4	6	37	51	1	0	0	559
536	Lewis & Clark	10	13	44	31	2	1	0	666
526	Lincoln Land	DNA	DNA	DNA	DNA	DNA	DNA	DNA	DNA
530	Logan	9	14	43	33	1	0	0	730
528	McHenry	6	11	30	48	4	0	0	516
524	Moraine Valley	10	14	31	45	1	0	0	1,582
527	Morton	8	20	29	40	2	1	0	364
535	Oakton	8	17	45	29	0	0	0	1,471
505	Parkland	6	18	47	28	1	0	0	1,148
515	Prairie State	7	17	39	34	2	0	0	625
521	Rend Lake	5	15	47	26	5	2	0	484
537	Richland	13	25	43	18	1	0	0	496
511	Rock Valley	7	12	40	32	8	0	0	853
518	Sandburg	DNA	DNA	DNA	DNA	DNA	DNA	DNA	DNA
506	Sauk Valley	15	21	37	23	3	1	0	423
531	Shawnee	18	31	29	13	7	1	1	360
510	South Suburban	14	15	40	28	3	0	0	980
533	Southeastern	18	25	34	18	5	1	0	382
534	Spoon River	15	21	37	27	0	0	0	204
601	State Community	DNA	DNA	DNA	DNA	DNA	DNA	DNA	DNA
504	Triton	7	16	41	32	3	1	0	1,841
516	Waubonsee	17	20	37	23	2	1	0	733
539	Wood	DNA	DNA	DNA	DNA	DNA	DNA	DNA	DNA
AVERAGES/TOTAL		11	19	40	36	3	0	0	29,412

* All instructional type classes are reported, excluding ABE, ASE, ESL, independent study, and classes with only one student.

DNA = Data Not Available

SOURCE OF DATA: S3 and S6 Record Submissions

Section III

ANNUAL ENROLLMENT AND COMPLETION DATA

Section III includes data on annual enrollment and completions in fiscal year 1995 among Illinois public community colleges.

Table III-1 shows the annual unduplicated headcount enrollment by sex in Illinois public community colleges for fiscal year 1995.

Table III-2 shows the annual unduplicated headcount enrollment by program classification in Illinois public community colleges for fiscal year 1995.

Table III-3 contains more detailed data on fiscal year 1995 annual unduplicated enrollment through the use of the national program classification structure/classification of instructional program (PCS/CIP) coding system.

Table III-4 shows the fiscal year 1995 annual unduplicated enrollment by age category.

Table III-5 summarizes the fiscal year 1995 annual unduplicated enrollment by ethnic origin.

Table III-6 summarizes the highest degree previously earned for fiscal year 1995 Illinois public community college students.

Table III-7 lists the number of associate degrees awarded in transfer and general studies curricula and the number of general studies certificates awarded by each community college in fiscal year 1995.

Table III-8 shows the number of associate degrees and certificates awarded in occupational curricula and the number of vocational skills certificates awarded by each community college in fiscal year 1995.

Table III-9 contains the number of adult basic and adult secondary education certificates awarded in fiscal year 1995.

Table III-10 contains more detailed data on fiscal year 1995 annual completers through the use of the national program classification structure/classification of instructional program (PCS/CIP) coding system.

Illinois Community College Board

Table III-1

SUMMARY OF ANNUAL UNDUPLICATED HEADCOUNT ENROLLMENT BY SEX
FOR FISCAL YEAR 1995

Dist No.	District/College	Male	Female	Total
522	Belleville	10,236	13,173	23,409
503	Black Hawk	6,066	8,460	14,526
508	Chicago	(73,946)	(86,091)	(160,037)
	Daley	7,315	9,550	16,865
	Kennedy-King	5,372	9,262	14,634
	Malcolm X	17,785	13,211	30,996
	Olive-Harvey	5,063	7,885	12,948
	Truman	16,971	18,338	35,309
	Washington	11,701	14,577	26,278
	Wilbur Wright	9,739	13,268	23,007
507	Danville	1,612	3,045	4,657
502	DuPage	23,240	31,110	54,350
509	Elgin	7,481	9,079	16,560
512	Harper	11,809	15,601	27,410
540	Heartland	1,838	2,999	4,837
519	Highland	2,637	5,063	7,700
514	Illinois Central	8,271	10,841	19,112
529	Illinois Eastern	(16,429)	(8,616)	(25,045)
	Frontier	2,552	4,150	6,702
	Lincoln Trail	1,061	952	2,013
	Olney Central	823	1,418	2,241
	Wabash	11,993	2,096	14,089
513	Illinois Valley	2,837	3,711	6,548
525	Joliet	6,855	9,102	15,957
520	Kankakee	3,858	6,031	9,889
501	Kaskaskia	2,464	3,210	5,674
523	Kishwaukee	2,642	3,147	5,789
532	Lake County	10,432	13,741	24,173
517	Lake Land	4,803	4,442	9,245
536	Lewis & Clark	3,314	5,406	8,720
526	Lincoln Land	8,525	10,196	18,721
530	Logan	4,388	4,814	9,202
528	McHenry	4,138	5,596	9,734
524	Moraine Valley	9,477	13,119	22,596
527	Morton	2,929	3,972	6,901
535	Oakton	11,065	15,832	26,897
505	Parkland	6,073	8,320	14,393
515	Prairie State	4,153	5,735	9,888
521	Rend Lake	6,108	3,002	9,110
537	Richland	2,683	4,063	6,746
511	Rock Valley	5,930	7,985	13,915
518	Sandburg	2,488	3,109	5,597
506	Sauk Valley	1,790	2,721	4,511
531	Shawnee	1,474	2,417	3,891
510	South Suburban	6,428	10,940	17,368
533	Southeastern	3,733	2,411	6,144
534	Spoon River	1,596	2,363	3,959
601	State Community	537	1,166	1,703
504	Triton	13,029	18,834	31,863
516	Waubensee	4,710	6,688	11,398
539	Wood	<u>1,394</u>	<u>2,674</u>	<u>4,068</u>
TOTALS		303,418	378,825	682,243

SOURCE OF DATA: A1 Record Submission

Illinois Community College Board
Table III-2
SUMMARY OF ANNUAL UNDUPLICATED HEADCOUNT ENROLLMENT
BY PROGRAM CLASSIFICATION
FOR FISCAL YEAR 1995

Dist. No.	District/College	Basic Transfer	Vocational	Occupational	ABE	ASE	General Studies	General Associates	Total
522	Belleville	10,667	198	10,399	2,134	11	0	0	23,409
503	Black Hawk	5,377	1,592	4,561	1,527	982	454	33	14,526
508	Chicago	(71,660)	(16,184)	(15,761)	(35,547)	(4,704)	(3,608)	(12,573)	(160,037)
	Daley	10,811	988	2,185	2,508	56	140	177	16,865
	Kennedy-King	5,259	1,239	1,849	5,250	514	351	172	14,634
	Malcolm X	11,306	931	1,443	15,737	1,335	88	156	30,996
	Olive-Harvey	4,252	2,579	1,024	3,228	824	185	856	12,948
	Truman	21,713	1,933	1,891	4,243	213	1,151	4,165	35,309
	Washington	8,990	5,332	6,579	1,990	715	1,376	1,296	26,278
	Wilbur Wright	9,329	3,182	790	2,591	1,047	317	5,751	23,007
507	Danville	2,160	237	1,780	269	211	0	0	4,657
502	DuPage	15,305	12,929	12,218	3,946	1,080	8,503	369	54,350
509	Elgin	5,972	2,145	5,378	2,528	191	16	330	16,560
512	Harper	15,740	157	7,912	3,013	5	583	0	27,410
540	Heartland	4,110	127	593	2	5	0	0	4,837
519	Highland	1,650	3,046	1,226	485	227	1,038	28	7,700
514	Illinois Central	7,746	52	8,342	656	13	407	1,896	19,112
529	Illinois Eastern	(4,758)	(4,056)	(15,282)	(409)	(206)	(19)	(315)	(25,045)
	Frontier	1,510	3,572	1,172	265	85	6	92	6,702
	Lincoln Trail	1,048	168	629	81	52	8	27	2,013
	Olney Central	1,152	38	877	51	24	2	97	2,241
	Wabash	1,048	278	12,604	12	45	3	99	14,089
513	Illinois Valley	2,402	0	2,890	201	244	290	521	6,548
525	Joliet	9,224	123	4,879	942	330	247	212	15,957
520	Kankakee	2,015	1,466	3,359	1,133	446	1,116	354	9,889
501	Kaskaskia	1,634	205	1,759	97	491	560	928	5,674
523	Kishwaukee	3,063	8	1,460	643	357	258	0	5,789
532	Lake County	9,779	540	12,215	986	161	492	0	24,173
517	Lake Land	3,374	2,692	2,641	373	144	0	21	9,245
536	Lewis & Clark	3,215	91	3,770	371	407	364	502	8,720
526	Lincoln Land	15,086	327	2,888	0	13	407	0	18,721
530	Logan	4,778	410	3,423	213	378	0	0	9,202
528	McHenry	4,967	401	2,985	1,005	322	0	54	9,734
524	Moraine Valley	10,609	1,476	8,328	1,354	829	0	0	22,596
527	Morton	2,750	292	1,225	2,215	280	104	35	6,901
535	Oakton	12,773	5,128	5,653	3,006	313	24	0	26,897
505	Parkland	6,932	0	4,985	357	250	0	1,869	14,393
515	Prairie State	4,447	8	3,670	650	619	494	0	9,888
521	Rend Lake	2,818	4,036	1,929	148	179	0	0	9,110
537	Richland	3,393	1	2,398	791	77	82	4	6,746
511	Rock Valley	5,958	3,145	4,464	216	14	114	4	13,915
518	Sandburg	1,858	1,624	1,644	47	402	9	13	5,597
506	Sauk Valley	2,179	686	1,350	32	247	3	14	4,511
531	Shawnee	1,405	457	1,296	126	306	175	126	3,891
510	South Suburban	4,541	3,904	6,285	1,080	652	906	0	17,368
533	Southeastern	1,472	1,304	1,892	256	636	497	87	6,144
534	Spoon River	1,908	379	805	271	280	0	316	3,959
601	State Community	720	98	587	95	174	29	0	1,703
504	Triton	7,837	10,513	8,270	1,873	1,293	1	2,076	31,863
516	Waubensee	3,815	298	4,270	1,571	409	720	315	11,398
539	Wood	2,450	56	1,169	188	199	3	3	4,068
TOTALS		282,547	80,391	185,941	70,756	18,087	21,523	22,998	682,243

SOURCE OF DATA: A1 Submission

Illinois Community College Board
Table III-3
ANNUAL UNDUPLICATED ENROLLMENT BY ACADEMIC PROGRAM BY COLLEGE
FOR FISCAL YEAR 1995

Dist. No.	District/College	Associate in General Studies	Pre-Baccalaureate/Transfer Course Enrollees	Associate in Arts	Associate in Science	Associate in Arts & Science	Associate in Engineering Science	Agricultural Business & Mgmt., General 12 010101	Agricultural Mechanics, General 12 010201	Agricultural Production, General 12 101301	Animal Production 12 010302
522	Belleville	0	5625	2416	2626	0	0	11	0	0	0
503	Black Hawk	33	0	4592	785	0	0	32	0	55	14
508	Chicago	(12573)	(4725)	(60760)	(6175)	(0)	(0)	(0)	(0)	(0)	(0)
	Daley	177	338	8510	1963	0	0	0	0	0	0
	Kennedy-King	172	34	4418	807	0	0	0	0	0	0
	Malcolm X	156	184	9529	1593	0	0	0	0	0	0
	Olive-Harvey	856	636	3342	274	0	0	0	0	0	0
	Truman	4165	669	20700	344	0	0	0	0	0	0
	Washington	1296	1918	5966	1106	0	0	0	0	0	0
	Wilbur Wright	5751	946	8295	88	0	0	0	0	0	0
507	Danville	0	292	556	1312	0	0	6	8	0	0
502	DuPage	369	2440	9548	3317	0	0	0	0	0	0
509	Elgin	330	85	3047	2840	0	0	0	0	0	0
512	Harper	0	8399	6156	1185	0	0	0	0	0	0
540	Heartland	0	0	3505	605	0	0	0	0	0	0
519	Highland	28	258	512	880	0	0	6	0	13	0
514	Illinois Central	1896	2700	0	0	5032	14	42	40	0	0
529	Illinois Eastern	(315)	(3052)	(63)	(1643)	(0)	(0)	(41)	(0)	(24)	(0)
	Frontier	92	1264	3	243	0	0	0	0	0	0
	Lincoln Trail	27	518	28	502	0	0	0	0	0	0
	Olney Central	97	585	15	552	0	0	0	0	0	0
	Wabash	99	685	17	346	0	0	41	0	24	0
513	Illinois Valley	521	637	1261	497	0	7	0	4	2	0
525	Joliet	212	70	8212	942	0	0	36	0	53	0
520	Kankakee	354	707	1133	175	0	0	7	0	0	0
501	Kaskaskia	928	471	971	192	0	0	29	0	0	0
523	Kishwaukee	0	962	1005	1096	0	0	3	19	7	11
532	Lake County	0	3238	3208	3299	0	34	0	0	0	0
517	Lake Land	21	1285	728	1355	0	6	27	60	46	4
536	Lewis & Clark	502	1087	132	1996	0	0	19	0	0	0
526	Lincoln Land	0	6498	7065	1523	0	0	0	0	31	0
530	Logan	0	0	3673	1105	0	0	0	0	0	0
528	McHenry	54	2576	362	2029	0	0	0	0	0	0
524	Moraine Valley	0	4638	4412	1559	0	0	0	0	0	0
527	Morton	35	2446	233	71	0	0	0	0	0	0
535	Oakton	0	0	11500	801	0	472	0	0	0	0
505	Parkland	1869	3159	2078	1695	0	0	48	0	0	25
515	Prairie State	0	0	3885	562	0	0	0	0	0	0
521	Rend Lake	0	1798	729	291	0	0	25	37	22	0
537	Richland	4	1388	709	1296	0	0	0	0	0	0
511	Rock Valley	4	549	4150	1259	0	0	0	0	0	0
518	Sandburg	13	262	857	739	0	0	0	0	14	0
506	Sauk Valley	14	474	294	1411	0	0	0	0	0	0
531	Shawnee	126	329	487	589	0	0	6	0	1	0
510	South Suburban	0	1281	1925	1335	0	0	0	0	0	0
533	Southeastern	87	627	445	400	0	0	0	27	0	0
534	Spoon River	316	740	866	302	0	0	0	23	18	0
601	State Community	0	55	374	291	0	0	0	0	0	0
504	Triton	2076	2368	2867	2602	0	0	0	0	0	0
516	Waubensee	315	1787	694	1334	0	0	0	0	0	0
539	Wood	3	1194	356	900	0	0	31	0	1	22
	TOTALS	22998	68202	155766	53014	5032	533	369	218	287	76

SOURCE OF DATA: A1 Submission

Illinois Community College Board
Table III-3
ANNUAL UNDUPLICATED ENROLLMENT BY ACADEMIC PROGRAM BY COLLEGE
FOR FISCAL YEAR 1995

Dist. No.	District/College	Crop Production Operations, & Mgmt. 12 010304	Agricultural Food Prod Process Oper/Mgmt 12 010401	Agricultural Services & Supplies, General 12 010501	Horsehandling & Care 12 010507	Horticulture, General 12 010601	Arboriculture 12 010602	Ornamental Horticulture 12 010603	Greenhouse Operation & Management 12 010604	Landscaping 12 010605	Nursery Operation & Management 12 010606
522	Belleville	0	0	0	0	108	0	0	0	0	0
503	Black Hawk	0	0	0	53	35	0	0	0	0	0
508	Chicago	(0)	(0)	(0)	(0)	(0)	(0)	(0)	(0)	(0)	(0)
	Daley	0	0	0	0	0	0	0	0	0	0
	Kennedy-King	0	0	0	0	0	0	0	0	0	0
	Malcolm X	0	0	0	0	0	0	0	0	0	0
	Olive-Harvey	0	0	0	0	0	0	0	0	0	0
	Truman	0	0	0	0	0	0	0	0	0	0
	Washington	0	0	0	0	0	0	0	0	0	0
	Wilbur Wright	0	0	0	0	0	0	0	0	0	0
507	Danville	0	0	0	0	0	0	34	0	42	0
502	DuPage	0	0	0	0	217	0	34	14	12	7
509	Elgin	0	0	0	0	0	0	0	0	0	0
512	Harper	0	0	0	0	54	1	3	0	4	0
540	Heartland	0	0	0	0	0	0	0	0	0	0
519	Highland	0	0	0	0	0	0	0	0	0	0
514	Illinois Central	0	0	0	0	96	0	0	0	6	0
529	Illinois Eastern	(0)	(0)	(0)	(0)	(51)	(0)	(0)	(0)	(0)	(0)
	Frontier	0	0	0	0	0	0	0	0	0	0
	Lincoln Trail	0	0	0	0	51	0	0	0	0	0
	Olney Central	0	0	0	0	0	0	0	0	0	0
	Wabash	0	0	0	0	0	0	0	0	0	0
513	Illinois Valley	0	0	5	0	0	0	0	0	0	0
525	Joliet	0	0	0	0	197	0	16	4	6	1
520	Kankakee	0	0	0	0	0	0	0	0	0	0
501	Kaskaskia	0	0	0	0	25	0	0	0	0	0
523	Kishwaukee	0	0	0	0	16	0	16	15	32	0
532	Lake County	0	0	0	0	4	13	32	0	107	0
517	Lake Land	1	0	0	0	0	0	0	0	0	0
536	Lewis & Clark	0	0	0	0	0	0	0	0	0	0
526	Lincoln Land	0	0	0	0	0	0	0	0	0	0
530	Logan	0	0	0	0	0	0	0	0	0	0
528	McHenry	0	0	0	0	63	0	41	0	18	0
524	Moraine Valley	0	0	0	0	0	0	0	0	0	0
527	Morton	0	0	0	0	0	0	0	0	0	0
535	Oakton	0	0	0	0	0	0	0	0	0	0
505	Parkland	0	0	0	0	0	0	0	0	0	0
515	Prairie State	0	0	0	0	0	0	0	0	0	0
521	Rend Lake	0	0	0	0	21	0	0	0	0	0
537	Richland	0	3	3	0	43	0	0	0	0	0
511	Rock Valley	0	0	0	0	0	0	0	0	0	0
518	Sandburg	0	0	5	0	0	0	0	0	0	0
506	Sauk Valley	0	0	0	0	0	0	0	0	0	0
531	Shawnee	0	0	0	0	1	0	0	0	0	0
510	South Suburban	0	0	0	0	0	0	0	0	0	0
533	Southeastern	0	0	0	0	42	1	0	1	0	0
534	Spoon River	0	0	0	0	0	0	0	0	0	0
601	State Community	0	0	0	0	10	0	0	0	0	0
504	Triton	0	0	0	0	0	0	0	32	38	0
516	Waubensee	0	0	0	0	0	0	0	0	0	0
539	Wood	0	0	0	0	0	0	0	0	0	0
	TOTALS	1	3	13	53	983	15	176	66	265	8

SOURCE OF DATA: A1 Submission

BEST COPY AVAILABLE

Illinois Community College Board
Table III-3
ANNUAL UNDUPLICATED ENROLLMENT BY ACADEMIC PROGRAM BY COLLEGE
FOR FISCAL YEAR 1995

Dist No	District/College	Turf Management 12 010607	Parks & Grounds Management 12 010610	Agriculture & Agricultural Production, Other 12 019999	Forestry Production & Processing, General 12 030401	Wildlife Management 12 030601	Interior Architecture 12 040501	Fashion Merchandising 12 080102	Entrepreneurship 12 080301	Financial Services Marketing, General 12 080401	Food Products Retailing & Wholesaling Oper 12 080601
522	Belleville	0	0	7	0	0	0	0	0	0	0
503	Black Hawk	0	0	0	0	0	0	23	0	0	0
508	Chicago	(0)	(0)	(0)	(0)	(0)	(0)	(0)	(0)	(0)	(0)
	Daley	0	0	0	0	0	0	0	0	0	0
	Kennedy-King	0	0	0	0	0	0	0	0	0	0
	Malcolm X	0	0	0	0	0	0	0	0	0	0
	Olive-Harvey	0	0	0	0	0	0	0	0	0	0
	Truman	0	0	0	0	0	0	0	0	0	0
	Washington	0	0	0	0	0	0	0	0	0	0
	Wilbur Wright	0	0	0	0	0	0	0	0	0	0
507	Danville	0	0	3	0	0	0	0	0	0	0
502	DuPage	9	0	0	0	0	0	65	0	0	6
509	Elgin	0	0	0	0	0	0	0	0	0	0
512	Harper	0	23	39	0	0	0	44	0	0	0
540	Heartland	0	0	0	0	0	0	0	0	0	0
519	Highland	0	0	2	0	0	0	0	0	0	0
514	Illinois Central	6	0	41	0	0	0	0	0	4	0
529	Illinois Eastern	(0)	(0)	(6)	(0)	(0)	(0)	(0)	(0)	(0)	(0)
	Frontier	0	0	0	0	0	0	0	0	0	0
	Lincoln Trail	0	0	0	0	0	0	0	0	0	0
	Olney Central	0	0	0	0	0	0	0	0	0	0
	Wabash	0	0	6	0	0	0	0	0	0	0
513	Illinois Valley	0	0	14	0	0	0	0	0	0	0
525	Joliet	0	0	0	0	0	0	38	0	0	7
520	Kankakee	0	0	4	0	0	0	0	0	0	0
501	Kaskaskia	0	0	0	0	0	0	3	0	0	0
523	Kishwaukee	47	0	32	0	0	0	0	0	0	0
532	Lake County	17	0	53	0	0	0	0	0	0	0
517	Lake Land	0	0	0	0	0	0	0	0	0	0
536	Lewis & Clark	15	0	23	0	0	0	0	0	0	0
526	Lincoln Land	0	0	0	0	0	0	0	0	0	0
530	Logan	0	0	0	0	0	0	20	0	0	0
528	McHenry	0	0	0	0	0	0	0	0	0	0
524	Moraine Valley	0	0	0	0	0	0	11	0	0	0
527	Morton	0	0	0	0	0	0	0	0	0	0
535	Oakton	0	0	0	0	0	4	0	0	5	0
505	Parkland	0	0	10	0	0	0	0	0	0	0
515	Prairie State	0	0	0	0	0	0	0	0	0	0
521	Rend Lake	0	0	7	0	0	0	0	0	0	0
537	Richland	0	0	0	0	0	0	0	0	0	0
511	Rock Valley	0	0	0	0	0	0	0	0	0	0
518	Sandburg	0	0	0	0	0	0	3	0	0	0
506	Sauk Valley	0	0	0	0	0	0	0	0	0	0
531	Shawnee	0	0	0	0	15	0	0	0	0	0
510	South Suburban	0	0	3	0	0	0	15	1	0	0
533	Southeastern	0	0	0	41	32	0	0	0	0	0
534	Spoon River	0	0	1	0	0	0	0	0	0	0
601	State Community	0	0	0	0	0	0	0	0	0	0
504	Triton	0	0	14	0	0	0	29	0	15	0
516	Waubonsec	0	0	0	0	0	0	1	0	0	0
539	Wood	0	0	24	0	0	0	0	0	0	0
	TOTALS	94	23	329	41	47	4	252	1	24	13

SOURCE OF DATA: A1 Submission

Illinois Community College Board
Table III-3
ANNUAL UNDUPLICATED ENROLLMENT BY ACADEMIC PROGRAM BY COLLEGE
FOR FISCAL YEAR 1995

Dist. No.	District/College	Industrial Marketing 12 080702	Retailing 12 080705	General Marketing/Sales 12 080706	Distribution Operations, General 12 080709	Marketing-Recreational Services 12 080903	Insurance Marketing 12 081001	Travel Services Marketing 12 081105	Automotive Vehicles/Accessories Marketing 12 081203	Marketing & Distribution, Other 12 089999	Advertising 12 090201
522	Belleville	0	8	73	0	0	0	0	0	16	0
503	Black Hawk	0	36	0	0	0	0	0	0	0	0
508	Chicago	(0)	(1)	(123)	(0)	(0)	(0)	(34)	(0)	(0)	(20)
	Daley	0	0	19	0	0	0	0	0	0	20
	Kennedy-King	0	0	9	0	0	0	0	0	0	0
	Malcolm X	0	0	4	0	0	0	0	0	0	0
	Olive-Harvey	0	0	4	0	0	0	0	0	0	0
	Truman	0	0	15	0	0	0	0	0	0	0
	Washington	0	1	59	0	0	0	34	0	0	0
	Wilbur Wright	0	0	13	0	0	0	0	0	0	0
507	Danville	0	0	114	0	0	0	0	0	20	0
502	DuPage	0	0	169	99	0	0	696	0	0	0
509	Elgin	0	3	8	0	0	0	174	0	0	0
512	Harper	3	3	121	132	0	16	0	0	21	0
540	Heartland	0	0	0	0	0	0	0	0	0	0
519	Highland	0	0	8	0	0	0	0	0	1	0
514	Illinois Central	0	0	91	5	0	0	0	0	286	0
529	Illinois Eastern	(0)	(48)	(1)	(0)	(0)	(0)	(0)	(0)	(1)	(0)
	Frontier	0	0	0	0	0	0	0	0	0	0
	Lincoln Trail	0	0	0	0	0	0	0	0	0	0
	Olney Central	0	0	0	0	0	0	0	0	0	0
	Wabash	0	48	1	0	0	0	0	0	1	0
513	Illinois Valley	0	0	27	0	0	0	0	0	8	0
525	Joliet	0	8	71	0	0	0	0	0	1	0
520	Kankakee	0	0	5	0	0	0	0	0	1	0
501	Kaskaskia	0	1	0	0	0	0	0	0	0	0
523	Kishwaukee	0	0	0	0	0	0	0	0	9	0
532	Lake County	0	23	63	0	0	0	0	0	9	0
517	Lake Land	0	120	0	0	0	0	0	0	0	0
536	Lewis & Clark	0	0	3	0	0	0	0	1	0	0
526	Lincoln Land	0	0	22	0	0	0	0	0	0	0
530	Logan	0	7	72	0	0	0	83	0	0	0
528	McHenry	0	0	25	0	0	0	0	0	175	0
524	Moraine Valley	0	48	0	2	19	0	203	0	0	0
527	Morton	0	0	2	0	0	0	0	0	0	0
535	Oakton	0	12	177	56	0	0	0	0	0	0
505	Parkland	0	11	49	5	0	0	46	0	32	27
515	Prairie State	0	0	2	0	0	0	0	0	0	0
521	Rend Lake	0	0	8	0	0	0	0	0	2	0
537	Richland	0	0	0	0	0	0	0	0	4	0
511	Rock Valley	0	0	61	0	0	0	0	0	0	0
518	Sandburg	0	0	25	0	0	0	0	0	0	0
506	Sauk Valley	0	0	21	0	0	0	0	0	0	0
531	Shawnee	0	0	0	0	0	0	0	0	0	0
510	South Suburban	0	0	93	0	0	0	0	0	2	0
533	Southeastern	0	0	0	0	0	0	0	0	0	0
534	Spoon River	0	0	0	0	0	0	0	0	10	0
601	State Community	0	0	0	0	0	0	0	0	0	0
504	Triton	0	10	66	30	0	0	0	0	10	0
516	Waubonsec	0	28	0	0	0	0	82	0	0	0
539	Wood	0	0	11	0	0	0	0	0	0	0
	TOTALS	3	367	1511	329	19	16	1318	1	608	47

SOURCE OF DATA: AI Submission

Illinois Community College Board

Table III-3

ANNUAL UNDUPLICATED ENROLLMENT BY ACADEMIC PROGRAM BY COLLEGE
FOR FISCAL YEAR 1995

Dist No	District/College	Print Journalism 12 090401	Public Relations 12 090501	Radio/Television, General 12 090701	Educational Media Technology 12 100101	Radio & Television Production 12 100104	Vocational Media Course Enrollees 12 109999	Funeral Services 12 120301	Barbering 12 120402	Cosmetology 12 120403	Baker/Pastry Chef 12 120501
522	Belleville	0	0	0	0	0	0	0	0	81	0
503	Black Hawk	0	0	0	0	12	0	0	2	2	5
508	Chicago	(0)	(0)	(105)	(0)	(0)	(0)	(62)	(0)	(406)	(22)
	Daley	0	0	0	0	0	0	0	0	0	0
	Kennedy-King	0	0	105	0	0	0	0	0	0	1
	Malcolm X	0	0	0	0	0	0	62	0	0	0
	Olive-Harvey	0	0	0	0	0	0	0	0	0	0
	Truman	0	0	0	0	0	0	0	0	406	0
	Washington	0	0	0	0	0	0	0	0	0	21
	Wilbur Wright	0	0	0	0	0	0	0	0	0	0
507	Danville	0	0	0	0	0	0	0	0	0	0
502	DuPage	0	0	0	227	0	0	0	0	0	21
509	Elgin	0	0	0	0	0	0	0	0	0	1
512	Harper	64	0	0	0	0	0	0	0	0	3
540	Heartland	0	0	0	0	0	0	0	0	0	0
519	Highland	0	0	0	0	0	0	0	0	23	0
514	Illinois Central	0	0	0	0	0	0	0	0	0	0
529	Illinois Eastern	(0)	(0)	(30)	(0)	(0)	(0)	(0)	(0)	(57)	(0)
	Frontier	0	0	0	0	0	0	0	0	0	0
	Lincoln Trail	0	0	0	0	0	0	0	0	0	0
	Olney Central	0	0	0	0	0	0	0	0	37	0
	Wabash	0	0	30	0	0	0	0	0	20	0
513	Illinois Valley	0	0	0	0	0	0	0	0	0	0
525	Joliet	0	0	0	0	0	0	0	0	0	0
520	Kankakee	0	0	0	0	0	0	0	0	1	0
501	Kaskaskia	0	0	0	0	0	0	0	0	68	0
523	Kishwaukee	0	0	0	0	0	0	0	0	0	0
532	Lake County	0	0	0	0	0	0	0	0	0	0
517	Lake Land	0	0	34	0	0	0	0	0	77	0
536	Lewis & Clark	0	0	39	0	0	0	0	0	0	0
526	Lincoln Land	0	0	0	0	0	0	0	0	0	0
530	Logan	0	0	0	0	0	0	0	0	86	0
528	McHenry	0	0	0	0	0	0	0	0	0	0
524	Moraine Valley	0	0	0	0	0	8	0	0	0	5
527	Morton	0	0	0	0	0	0	0	0	0	0
535	Oakton	0	0	0	0	0	0	0	0	0	0
505	Parkland	15	8	40	0	5	8	0	0	0	0
515	Prairie State	0	0	0	0	0	0	0	0	0	0
521	Rend Lake	0	0	0	0	0	0	0	0	0	0
537	Richland	0	0	0	0	0	0	0	0	0	0
511	Rock Valley	0	0	0	0	0	0	0	0	0	0
518	Sandburg	0	0	0	0	0	0	0	0	52	0
506	Sauk Valley	0	0	0	0	0	0	0	0	0	0
531	Shawnee	0	0	0	0	0	0	0	0	30	0
510	South Suburban	0	0	0	0	0	4	0	0	90	0
533	Southeastern	0	0	0	0	0	0	0	0	98	0
534	Spoon River	0	0	0	0	0	0	0	0	0	0
601	State Community	0	0	0	0	0	0	0	0	0	0
504	Triton	0	0	0	0	4	0	0	0	0	0
516	Waubensee	0	0	0	0	0	0	0	0	0	0
539	Wood	0	0	0	0	44	0	0	0	34	0
	TOTALS	79	8	248	227	65	20	62	2	1105	57

SOURCE OF DATA: AI Submission

Illinois Community College Board
Table III-3
ANNUAL UNDUPLICATED ENROLLMENT BY ACADEMIC PROGRAM BY COLLEGE
FOR FISCAL YEAR 1995

Dist. No.	District/College	Culinary Arts/Chef Training 12 120503	Food & Beverage/Restaurant Operations Manager 12 120504	Teacher Assistant/Aide 12 131501	Civil Technology 12 150201	Computer Technology 12 150301	Electronic Technology 12 150303	Laser-Optic Technology 12 150304	Telecommunication Electronics Technology 12 150310	Biomedical Equipment Technology 12 150401	Computer Servicing Technology 12 150402
522	Belleville	20	70	0	0	0	11	0	0	0	0
503	Black Hawk	51	9	0	20	0	0	0	0	0	47
508	Chicago	(347)	(75)	(121)	(0)	(0)	(26)	(0)	(12)	(0)	(152)
	Daley	0	0	0	0	0	0	0	12	0	60
	Kennedy-King	24	60	60	0	0	0	0	0	0	0
	Malcolm X	0	0	26	0	0	0	0	0	0	0
	Olive-Harvey	0	0	0	0	0	0	0	0	0	91
	Truman	0	0	0	0	0	26	0	0	0	0
	Washington	323	15	35	0	0	0	0	0	0	1
	Wilbur Wright	0	0	0	0	0	0	0	0	0	0
507	Danville	0	0	18	0	0	0	0	0	0	0
502	DuPage	99	91	0	0	0	231	0	0	0	83
509	Elgin	207	21	0	0	0	120	0	0	0	0
512	Harper	12	75	0	0	0	121	0	0	0	14
540	Heartland	0	0	0	0	0	24	0	0	0	0
519	Highland	0	11	0	0	0	30	0	0	0	0
514	Illinois Central	51	0	0	0	0	229	0	0	0	0
529	Illinois Eastern	(55)	(0)	(40)	(0)	(0)	(75)	(0)	(0)	(0)	(0)
	Frontier	0	0	24	0	0	0	0	0	0	0
	Lincoln Trail	55	0	16	0	0	0	0	0	0	0
	Olney Central	0	0	0	0	0	0	0	0	0	0
	Wabash	0	0	0	0	0	75	0	0	0	0
513	Illinois Valley	37	0	0	0	0	33	0	0	0	0
525	Joliet	211	54	77	0	0	188	0	0	0	0
520	Kankakee	0	0	0	0	0	106	0	0	0	0
501	Kaskaskia	14	0	15	0	0	105	0	0	0	0
523	Kishwaukee	0	0	0	0	0	21	0	0	0	0
532	Lake County	14	88	0	37	0	175	0	0	0	0
517	Lake Land	0	0	0	104	0	79	0	35	0	0
536	Lewis & Clark	0	23	38	0	0	0	0	0	0	0
526	Lincoln Land	0	0	41	24	0	121	0	0	0	0
530	Logan	0	0	18	0	0	95	0	0	0	0
528	McHenry	0	0	0	0	0	132	0	0	0	0
524	Moraine Valley	0	243	131	0	0	47	0	11	0	0
527	Morton	0	0	0	0	0	3	0	4	0	2
535	Oakton	0	52	0	0	0	231	0	0	34	4
505	Parkland	0	31	0	0	0	49	0	0	0	58
515	Prairie State	0	0	44	0	0	82	0	0	0	0
521	Rend Lake	60	0	0	0	106	9	0	0	0	0
537	Richland	0	0	0	0	0	0	0	0	0	0
511	Rock Valley	0	0	0	0	0	217	0	0	0	0
518	Sandburg	0	0	0	0	0	61	0	0	0	0
506	Sauk Valley	0	0	0	0	0	73	0	0	0	0
531	Shawnee	17	18	43	0	0	37	0	0	0	0
510	South Suburban	0	0	70	0	0	117	0	0	38	0
533	Southeastern	2	27	0	0	0	0	0	0	0	0
534	Spoon River	0	0	0	0	0	39	0	0	0	0
601	State Community	0	0	1	0	0	0	0	0	0	0
504	Triton	106	41	0	0	0	116	3	0	0	67
516	Waubensee	0	0	0	0	0	69	0	0	0	0
539	Wood	2	0	0	0	0	0	0	0	0	0
	TOTALS	1308	929	657	185	106	3072	3	62	72	427

SOURCE OF DATA: A1 Submission

Illinois Community College Board

Table III-3

ANNUAL UNDUPLICATED ENROLLMENT BY ACADEMIC PROGRAM BY COLLEGE
FOR FISCAL YEAR 1995

Dist No	District/College	Electromechanical Technology 12 150403	Instrumentation Technology 12 150404	Robotics Technology 150405	Fluid Power Technology 12 150410	Automated Manufacturing Technology 12 150411	Energy Conservation/Use Technology 12 150503	Water/Wastewater Technology 12 150506	Environmental & Pollution Tech/Technician 12 150507	Industrial Technology 12 150603	Corrosion Technology 12 150605
522	Belleville	0	0	0	0	0	0	0	0	40	0
503	Black Hawk	74	51	22	0	22	0	0	16	146	0
508	Chicago	(0)	(0)	(0)	(0)	(0)	(0)	(0)	(53)	(0)	(0)
	Daley	0	0	0	0	0	0	0	0	0	0
	Kennedy-King	0	0	0	0	0	0	0	0	0	0
	Malcolm X	0	0	0	0	0	0	0	0	0	0
	Olive-Harvey	0	0	0	0	0	0	0	0	0	0
	Truman	0	0	0	0	0	0	0	0	0	0
	Washington	0	0	0	0	0	0	0	0	0	0
	Wilbur Wright	0	0	0	0	0	0	0	53	0	0
507	Danville	0	0	0	0	0	0	0	0	22	0
502	DuPage	0	0	19	0	8	0	0	0	235	0
509	Elgin	0	0	0	0	22	0	0	0	0	0
512	Harper	7	0	0	0	20	0	0	0	2	0
540	Heartland	0	0	0	0	7	0	0	0	0	0
519	Highland	0	0	0	0	0	0	0	0	28	0
514	Illinois Central	0	0	28	0	6	0	10	0	61	0
529	Illinois Eastern	(0)	(0)	(0)	(0)	(0)	(0)	(0)	(0)	(0)	(0)
	Frontier	0	0	0	0	0	0	0	0	0	0
	Lincoln Trail	0	0	0	0	0	0	0	0	0	0
	Olney Central	0	0	0	0	0	0	0	0	0	0
	Wabash	0	0	0	0	0	0	0	0	0	0
513	Illinois Valley	0	0	11	0	6	0	0	0	0	0
525	Joliet	0	0	0	0	0	0	7	0	190	0
520	Kankakee	0	0	0	0	0	0	0	0	0	0
501	Kaskaskia	0	0	1	0	0	0	0	0	0	0
523	Kishwaukee	0	0	0	0	15	0	0	0	0	0
532	Lake County	3	0	0	0	18	0	32	0	0	0
517	Lake Land	22	0	0	0	0	0	17	0	0	0
536	Lewis & Clark	0	0	0	0	0	0	0	0	4	0
526	Lincoln Land	0	0	0	0	0	0	0	0	0	0
530	Logan	0	0	0	0	35	0	0	0	0	0
528	McHenry	0	0	0	0	0	0	0	0	7	0
524	Moraine Valley	0	53	0	0	11	5	0	0	30	3
527	Morton	0	0	0	0	0	0	0	0	0	0
535	Oakton	0	0	0	0	35	0	0	0	0	0
505	Parkland	0	0	0	0	0	0	0	0	9	0
515	Prairie State	0	0	0	0	0	0	0	0	28	0
521	Rend Lake	0	0	0	0	0	0	0	0	0	0
537	Richland	0	0	0	0	8	0	0	0	27	0
511	Rock Valley	0	0	0	9	0	0	0	0	143	0
518	Sandburg	0	0	0	0	0	0	0	0	7	0
506	Sauk Valley	0	0	0	0	0	0	0	0	3	0
531	Shawnee	0	0	0	0	0	0	1	0	0	0
510	South Suburban	0	0	4	0	10	0	0	0	0	0
533	Southeastern	0	0	0	0	0	0	0	0	0	0
534	Spoon River	0	0	0	0	0	0	0	0	0	0
601	State Community	0	0	0	0	0	0	0	0	0	0
504	Triton	0	0	16	0	122	0	0	0	0	0
516	Waubensee	0	0	20	0	0	0	11	12	0	0
539	Wood	0	0	0	0	0	0	0	0	0	0
	TOTALS	106	104	121	9	345	5	78	81	982	3

SOURCE OF DATA: A1 Submission

Illinois Community College Board
Table III-3
ANNUAL UNDUPLICATED ENROLLMENT BY ACADEMIC PROGRAM BY COLLEGE
FOR FISCAL YEAR 1995

Dist No.	District/College	Plastic Technology 12 150607	Metallurgical Technology/ Technician 12 150611	Occupational Safety & Health Technology 12 150701	Quality Control Technology 12 150702	Mechanical Design Technology 12 150805	Computer-Aided Design 12 150810	Microprecision Technology 12 150811	Coal Mining Technology 12 150901	Surveying 12 151102	Engineering-Related Technologies Course Enrollees 12 159999
522	Belleville	0	0	0	0	0	0	0	0	0	181
503	Black Hawk	0	0	0	0	32	32	0	0	2	0
508	Chicago	(0)	(0)	(0)	(0)	(0)	(13)	(0)	(0)	(0)	(81)
	Daley	0	0	0	0	0	0	0	0	0	4
	Kennedy-King	0	0	0	0	0	0	0	0	0	2
	Malcolm X	0	0	0	0	0	0	0	0	0	3
	Olive-Harvey	0	0	0	0	0	0	0	0	0	4
	Truman	0	0	0	0	0	0	0	0	0	4
	Washington	0	0	0	0	0	13	0	0	0	28
	Wilbur Wright	0	0	0	0	0	0	0	0	0	36
507	Danville	0	0	0	0	0	23	0	0	0	68
502	DuPage	46	0	19	0	0	52	0	0	0	1350
509	Elgin	102	53	0	0	0	242	0	0	0	0
512	Harper	0	0	0	0	57	14	0	0	0	300
540	Heartland	0	0	0	0	0	31	0	0	0	0
519	Highland	0	0	0	0	0	33	0	0	0	0
514	Illinois Central	0	0	0	0	69	17	0	0	0	81
529	Illinois Eastern	(0)	(20)	(0)	(22)	(8)	(3)	(0)	(160)	(0)	(12181)
	Frontier	0	0	0	22	1	0	0	0	0	18
	Lincoln Trail	0	0	0	0	7	3	0	0	0	145
	Olney Central	0	20	0	0	0	0	0	0	0	66
	Wabash	0	0	0	0	0	0	0	160	0	11952
513	Illinois Valley	7	0	0	4	56	15	0	0	0	82
525	Joliet	0	0	0	0	94	0	0	0	0	9
520	Kankakee	0	0	0	0	0	96	0	0	0	118
501	Kaskaskia	0	0	0	0	0	1	0	0	0	72
523	Kishwaukee	0	0	0	8	0	75	0	0	0	54
532	Lake County	0	0	0	0	40	115	0	0	0	644
517	Lake Land	0	0	0	0	11	32	0	0	0	0
536	Lewis & Clark	0	0	0	0	0	81	0	0	0	185
526	Lincoln Land	0	0	0	0	0	0	0	0	6	0
530	Logan	0	0	0	0	0	86	0	0	0	0
528	McHenry	0	0	0	0	24	52	0	0	0	143
524	Moraine Valley	0	0	0	118	225	20	0	0	0	782
527	Morton	0	0	0	0	0	13	0	0	0	701
535	Oakton	0	0	0	0	165	98	0	0	0	0
505	Parkland	0	0	0	0	0	32	1	0	0	204
515	Prairie State	0	0	0	0	52	13	0	0	0	0
521	Rend Lake	0	0	0	0	0	14	0	1	0	71
537	Richland	0	0	0	3	0	0	0	0	0	294
511	Rock Valley	0	0	0	101	0	225	0	0	0	1
518	Sandburg	0	0	0	0	21	10	0	0	0	0
506	Sauk Valley	0	0	1	10	50	9	0	0	0	0
531	Shawnee	0	0	0	0	0	0	0	0	0	0
510	South Suburban	0	0	0	0	0	74	0	0	0	19
533	Southeastern	0	0	0	0	0	0	0	2	37	0
534	Spoon River	0	0	0	0	0	0	0	0	0	105
601	State Community	0	0	0	0	0	0	0	0	0	0
504	Triton	1	32	2	0	49	112	0	0	0	233
516	Waubensee	0	0	0	22	0	92	0	0	0	184
539	Wood	0	0	0	0	0	64	0	0	0	2
TOTALS		156	105	22	288	953	1789	163	45	18150	

SOURCE OF DATA: A1 Submission

Illinois Community College Board

Table III-3

ANNUAL UNDUPLICATED ENROLLMENT BY ACADEMIC PROGRAM BY COLLEGE
FOR FISCAL YEAR 1995

Dist No	District/College	Child Care & Development 12 200202	Fashion Design & Coordination 12 200306	Food Production/Management General 12 200401	Dietetic Aide/Assisting 12 200404	Home Furnishings/Eqpt. Installers & Consultants, Other 12 200501	Elder Care Provider/Companion 12 200602	Custodial Services 12 200604	Home/Institutional Services Course Enrollees 12 209999	Legal Assisting 12 220103	Technical & Business Writing 12 231101
522	Belleville	224	0	0	0	0	0	0	367	0	0
503	Black Hawk	218	0	0	0	20	0	0	0	136	2
508	Chicago	(1493)	(0)	(1408)	(67)	(0)	(1)	(0)	(0)	(0)	(0)
	Daley	222	0	0	0	0	0	0	0	0	0
	Kennedy-King	249	0	30	0	0	0	0	0	0	0
	Malcolm X	168	0	49	67	0	0	0	0	0	0
	Olive-Harvey	189	0	0	0	0	0	0	0	0	0
	Truman	205	0	0	0	0	0	0	0	0	0
	Washington	460	0	1307	0	0	1	0	0	0	0
	Wilbur Wright	0	0	22	0	0	0	0	0	0	0
507	Danville	57	0	0	0	0	0	0	0	0	0
502	DuPage	419	144	0	0	308	11	0	0	0	0
509	Elgin	8	0	0	0	0	3	0	0	252	0
512	Harper	209	76	0	64	181	0	0	271	344	0
540	Heartland	53	0	0	0	0	0	0	0	0	0
519	Highland	84	0	0	0	0	0	0	0	0	0
514	Illinois Central	313	0	0	5	55	0	0	18	210	0
529	Illinois Eastern	(53)	(0)	(0)	(0)	(0)	(0)	(0)	(83)	(0)	(0)
	Frontier	0	0	0	0	0	0	0	2	0	0
	Lincoln Trail	0	0	0	0	0	0	0	79	0	0
	Olney Central	0	0	0	0	0	0	0	0	0	0
	Wabash	53	0	0	0	0	0	0	2	0	0
513	Illinois Valley	84	0	0	0	0	0	44	210	0	0
525	Joliet	18	0	0	0	55	0	0	0	0	0
520	Kankakee	156	0	0	0	0	0	0	0	0	0
501	Kaskaskia	79	0	0	0	0	0	0	1	0	0
523	Kishwaukee	29	0	0	0	0	0	0	5	0	0
532	Lake County	228	0	0	0	0	0	0	1	0	30
517	Lake Land	83	0	0	0	0	0	0	0	0	0
536	Lewis & Clark	152	0	0	0	0	0	0	42	0	0
526	Lincoln Land	120	0	0	0	0	0	0	0	0	0
530	Logan	150	0	0	0	0	0	0	0	0	0
528	McHenry	113	0	0	0	0	0	0	31	0	0
524	Moraine Valley	428	0	0	0	0	0	0	0	0	0
527	Morton	0	0	0	0	0	0	0	0	0	0
535	Oakton	572	0	0	0	0	0	0	0	0	0
505	Parkland	177	0	0	0	0	0	0	87	0	0
515	Prairie State	192	0	0	0	83	0	0	0	0	0
521	Rend Lake	56	0	0	0	0	0	0	105	0	0
537	Richland	132	0	0	0	0	0	0	5	0	0
511	Rock Valley	181	0	0	0	0	0	0	0	0	6
518	Sandburg	76	0	0	0	0	0	41	0	0	0
506	Sauk Valley	82	0	0	0	0	0	0	0	0	0
531	Shawnee	71	0	0	1	0	0	0	0	0	0
510	South Suburban	187	0	0	0	0	0	0	2	311	0
533	Southeastern	62	0	0	0	0	0	0	0	0	0
534	Spoon River	0	0	0	0	0	0	0	0	0	0
601	State Community	125	0	0	0	0	0	0	0	0	0
504	Triton	330	0	0	0	31	0	0	39	0	0
516	Waubensee	168	0	0	0	0	0	0	1	0	0
539	Wood	102	0	0	8	0	0	0	13	0	0
	TOTALS	7287	2201	1408	145	733	15	85	1281	1253	38

SOURCE OF DATA: A1 Submission

52

BEST COPY

Illinois Community College Board
Table III-3
ANNUAL UNDUPLICATED ENROLLMENT BY ACADEMIC PROGRAM BY COLLEGE
FOR FISCAL YEAR 1995

Dist No.	District/College	Library Assisting 12 250301	Library Course Enrollments 12 259999	Parks, Recreation, & Leisure Facilities Mgmt. 12 310301	Exercise Sciences/Physiology & Movement Studies 12 310505	Biological Technology 12 410101	Nuclear/Nuclear Power Tech/Technician 12 410205	Chemical Technology 12 410301	Corrections 12 430102	Law Enforcement/Police Science 12 430107	Security Services (Private) 12 430109
522	Belleville	0	0	0	0	0	0	3	0	608	18
503	Black Hawk	24	0	0	0	0	0	0	0	225	0
508	Chicago	(10)	(0)	(4)	(0)	(26)	(0)	(18)	(62)	(461)	(12)
	Daley	0	0	0	0	0	0	0	0	288	5
	Kennedy-King	0	0	3	0	0	0	0	0	1	0
	Malcolm X	0	0	0	0	0	0	0	0	0	0
	Olive-Harvey	0	0	0	0	0	0	0	0	7	0
	Truman	0	0	0	0	26	0	18	0	34	0
	Washington	0	0	1	0	0	0	0	62	80	6
	Wilbur Wright	10	0	0	0	0	0	0	0	51	1
507	Danville	0	0	0	0	0	0	0	0	114	0
502	DuPage	142	0	31	0	0	0	0	0	361	0
509	Elgin	0	0	0	0	0	0	0	0	70	0
512	Harper	0	0	0	88	0	0	0	0	402	2
540	Heartland	0	0	0	0	0	0	0	0	0	0
519	Highland	0	0	0	0	0	0	0	0	0	0
514	Illinois Central	23	13	0	0	0	0	0	0	399	5
529	Illinois Eastern	(0)	(0)	(0)	(0)	(0)	(0)	(0)	(0)	(79)	(0)
	Frontier	0	0	0	0	0	0	0	0	12	0
	Lincoln Trail	0	0	0	0	0	0	0	0	0	0
	Olney Central	0	0	0	0	0	0	0	0	67	0
	Wabash	0	0	0	0	0	0	0	0	0	0
513	Illinois Valley	0	0	0	0	0	0	0	0	112	0
525	Joliet	4	0	0	0	0	65	0	62	155	0
520	Kankakee	0	0	0	0	0	0	0	0	227	0
501	Kaskaskia	0	0	0	0	0	0	0	0	173	0
523	Kishwaukee	0	0	0	0	0	0	0	0	47	0
532	Lake County	35	0	0	0	0	0	40	10	247	3
517	Lake Land	0	0	0	0	0	0	0	0	73	0
536	Lewis & Clark	16	0	0	0	0	0	0	0	161	5
526	Lincoln Land	0	0	0	0	0	0	0	43	539	16
530	Logan	0	0	0	0	0	0	0	0	355	0
528	McHenry	0	0	0	0	0	0	0	0	84	0
524	Moraine Valley	0	0	46	0	0	0	0	0	816	164
527	Morton	0	0	0	0	0	0	0	0	48	0
535	Oakton	0	0	0	0	0	0	1	0	291	0
505	Parkland	0	0	0	0	0	0	0	0	192	0
515	Prairie State	0	0	0	0	0	0	0	0	184	0
521	Rend Lake	0	0	0	0	0	0	0	0	134	0
537	Richland	0	0	0	0	0	1	0	0	118	0
511	Rock Valley	19	0	0	0	0	0	0	0	103	0
518	Sandburg	0	0	0	0	0	0	0	0	85	0
506	Sauk Valley	0	0	0	0	0	0	0	19	87	0
531	Shawnee	0	0	0	0	0	0	0	0	63	6
510	South Suburban	0	0	0	0	0	0	0	0	246	0
533	Southeastern	0	0	0	0	0	0	0	17	96	0
534	Spoon River	0	0	0	0	0	0	0	1	17	0
601	State Community	0	0	0	0	0	0	0	0	45	0
504	Triton	0	0	7	0	0	0	0	4	256	2
516	Waubensee	0	0	0	0	0	0	0	0	152	1
539	Wood	0	0	0	0	0	0	0	0	1	0
	TOTALS	273	13	88	88	26	66	62	218	7826	234

SOURCE OF DATA: AI Submission

Illinois Community College Board

Table III-3

ANNUAL UNDUPLICATED ENROLLMENT BY ACADEMIC PROGRAM BY COLLEGE
FOR FISCAL YEAR 1995

Dist No.	District/College	Fire Control/Safety Technology 12 430201	Fire Officer 12 430202	Firefighting 12 430203	Civil Defense 12 430301	Protective Services Course Enrollees 12 439999	Social Work/Social Service 12 440701	Public/Social Services Course Enrollees 12 449999	Mason and Tilesetter 12 460101	Carpentry 12 460201	Electrician 12 460302
522	Belleville	125	0	127	0	0	0	14	29	38	189
503	Black Hawk	0	31	0	0	0	0	0	0	63	124
508	Chicago	(128)	(0)	(0)	(0)	(0)	(163)	(0)	(0)	(1)	(0)
	Daley	0	0	0	0	0	0	0	0	0	0
	Kennedy-King	0	0	0	0	0	103	0	0	1	0
	Malcolm X	0	0	0	0	0	0	0	0	0	0
	Olive-Harvey	0	0	0	0	0	0	0	0	0	0
	Truman	0	0	0	0	0	0	0	0	0	0
	Washington	128	0	0	0	0	60	0	0	0	0
	Wilbur Wright	0	0	0	0	0	0	0	0	0	0
507	Danville	0	0	0	0	0	70	46	0	0	0
502	DuPage	150	12	39	0	0	258	0	0	0	0
509	Elgin	142	0	0	0	0	380	0	0	0	0
512	Harper	90	0	0	0	0	0	265	0	0	0
540	Heartland	0	0	0	0	0	0	0	0	0	0
519	Highland	0	0	0	0	0	0	0	0	0	0
514	Illinois Central	143	0	0	0	153	0	32	0	0	0
529	Illinois Eastern	(0)	(0)	(144)	(1)	(0)	(25)	(4)	(0)	(0)	(0)
	Frontier	0	0	144	1	0	0	2	0	0	0
	Lincoln Trail	0	0	0	0	0	0	0	0	0	0
	Olney Central	0	0	0	0	0	0	0	0	0	0
	Wabash	0	0	0	0	0	25	2	0	0	0
513	Illinois Valley	13	0	0	0	13	0	0	0	0	47
525	Joliet	176	2	7	0	0	0	0	0	0	21
520	Kankakee	6	0	0	0	0	0	20	0	0	0
501	Kaskaskia	0	0	0	0	0	0	1	0	0	0
523	Kishwaukee	13	0	0	0	12	0	0	0	0	14
532	Lake County	72	0	1	0	0	38	4475	0	0	3
517	Lake Land	0	0	0	0	0	109	0	0	0	0
536	Lewis & Clark	54	0	0	0	0	0	491	0	0	18
526	Lincoln Land	47	0	1	0	0	0	0	0	0	0
530	Logan	0	0	0	0	0	0	217	0	0	0
528	McHenry	0	0	0	0	0	0	13	0	0	0
524	Moraine Valley	129	4	52	0	0	0	257	0	0	0
527	Morton	0	0	0	0	0	0	0	0	0	0
535	Oakton	149	0	0	0	0	82	0	0	0	0
505	Parkland	27	0	0	0	24	0	0	0	0	0
515	Prairie State	211	0	0	0	0	0	0	0	0	158
521	Rend Lake	0	0	0	0	0	0	11	0	0	0
537	Richland	53	0	0	0	0	0	2	0	0	0
511	Rock Valley	0	43	0	0	0	176	0	11	0	73
518	Sandburg	1	0	0	0	0	0	0	0	0	0
506	Sauk Valley	0	0	0	0	0	55	0	0	0	0
531	Shawnee	2	0	0	0	0	39	168	0	0	0
510	South Suburban	52	0	0	0	1	181	101	0	0	0
533	Southeastern	0	0	26	0	0	0	0	0	0	0
534	Spoon River	0	0	1	0	0	0	0	0	0	0
601	State Community	0	0	0	0	0	2	0	30	7	1
504	Triton	122	0	0	0	347	0	16	0	0	19
516	Waubensee	55	0	26	0	0	50	7	0	0	36
539	Wood	28	0	0	0	0	0	20	0	0	0
	TOTALS	1988	92	424	1	550	1628	6160	70	109	703

SOURCE OF DATA: A1 Submission

Illinois Community College Board
Table III-3
ANNUAL UNDUPLICATED ENROLLMENT BY ACADEMIC PROGRAM BY COLLEGE
FOR FISCAL YEAR 1995

Dist No	District/College	Lineworker 12 460303	Building/Property Maintenance 12 460401	Construction/Cement Mason 12 460402	Construction Inspection 12 460403	Glazing 12 460406	Painter & Wallcoverer 12 460408	Plumber & Pipefitter 12 460501	Construction Trades 12 461000	Construction Trades Course Enrollees 12 469999	Electrical/Electronics Equipment Repair, General 12 470101
522	Belleville	0	0	13	0	0	14	33	192	0	0
503	Black Hawk	0	0	0	0	0	0	0	28	0	0
508	Chicago	(0)	(2)	(0)	(0)	(0)	(0)	(0)	(0)	(0)	(108)
	Daley	0	0	0	0	0	0	0	0	0	0
	Kennedy-King	0	0	0	0	0	0	0	0	0	18
	Malcolm X	0	0	0	0	0	0	0	0	0	0
	Olive-Harvey	0	0	0	0	0	0	0	0	0	0
	Truman	0	0	0	0	0	0	0	0	0	0
	Washington	0	2	0	0	0	0	0	0	0	90
	Wilbur Wright	0	0	0	0	0	0	0	0	0	0
507	Danville	0	0	0	0	0	0	0	0	0	0
502	DuPage	0	54	0	0	0	0	0	0	0	0
509	Elgin	0	0	0	0	0	0	0	0	0	0
512	Harper	0	0	0	29	0	0	0	0	0	0
540	Heartland	0	0	0	0	0	0	0	0	0	0
519	Highland	0	0	0	0	0	0	0	0	0	0
514	Illinois Central	0	0	0	0	0	0	0	148	0	0
529	Illinois Eastern	(2)	(10)	(0)	(0)	(0)	(0)	(0)	(1)	(0)	(0)
	Frontier	0	0	0	0	0	0	0	0	0	0
	Lincoln Trail	2	10	0	0	0	0	0	1	0	0
	Olney Central	0	0	0	0	0	0	0	0	0	0
	Wabash	0	0	0	0	0	0	0	0	0	0
513	Illinois Valley	0	0	0	0	0	0	0	0	0	0
525	Joliet	0	0	0	0	0	0	0	53	0	0
520	Kankakee	0	0	0	0	0	0	0	0	0	0
501	Kaskaskia	0	0	0	0	0	0	0	13	0	0
523	Kishwaukee	0	1	0	0	0	0	0	0	0	0
532	Lake County	0	1	0	0	0	0	0	71	0	0
517	Lake Land	0	27	0	0	0	0	0	78	0	0
536	Lewis & Clark	0	0	0	0	0	0	0	0	0	0
526	Lincoln Land	0	0	0	0	0	0	0	0	0	0
530	Logan	0	0	0	0	0	0	0	0	0	1
528	McHenry	0	0	0	0	0	0	0	0	0	0
524	Moraine Valley	0	0	0	0	0	0	0	0	0	0
527	Morton	0	0	0	0	0	0	0	0	0	0
535	Oakton	0	56	0	0	0	0	0	0	0	0
505	Parkland	0	14	0	0	0	0	0	84	34	0
515	Prairie State	0	0	0	0	0	0	11	0	0	0
521	Rend Lake	0	1	0	0	0	0	0	19	0	0
537	Richland	0	0	0	0	0	0	0	0	0	0
511	Rock Valley	0	0	0	0	3	16	0	93	0	0
518	Sandburg	0	0	0	0	0	0	0	0	0	0
506	Sauk Valley	0	1	0	0	0	0	0	0	0	0
531	Shawnee	0	5	0	0	0	0	0	0	0	0
510	South Suburban	0	0	0	27	0	0	0	89	3	0
533	Southeastern	0	66	0	0	0	0	0	42	0	0
534	Spoon River	0	0	0	0	0	0	0	0	0	0
601	State Community	0	0	0	0	0	0	2	0	0	0
504	Triton	0	0	0	0	0	0	0	131	8	0
516	Waubensee	0	0	0	0	0	0	0	0	0	0
539	Wood	0	0	0	0	0	0	0	0	0	0
	TOTALS	2	238	13	56	3	30	46	1042	45	109

SOURCE OF DATA: A1 Submission

Illinois Community College Board
Table III-3
ANNUAL UNDUPLICATED ENROLLMENT BY ACADEMIC PROGRAM BY COLLEGE
FOR FISCAL YEAR 1995

Dist No	District/College	Business Machine Repair 12 470102	Communications Electronics 12 470103	Computer Electronics Maintenance/ Repair 12 470104	Industrial Electronics 12 470105	Major Appliances Repair 12 470106	Heating, Air Conditioning, & Refrigeration Mechanic 12 470201	Heavy Equipment Maintenance / Repair 12 470302	Industrial Equipment Maintenance/ Repair 12 470303	Industrial Equipment Maintenance Apprenticeship 12 470399	Watch Clock Repair 12 470408
522	Belleville	1	42	34	100	15	373	0	0	0	0
503	Black Hawk	0	0	0	0	0	14	0	1	0	0
508	Chicago	(0)	(23)	(31)	(24)	(0)	(88)	(0)	(0)	(0)	(0)
	Daley	0	0	10	24	0	0	0	0	0	0
	Kennedy-King	0	6	0	0	0	88	0	0	0	0
	Malcolm X	0	0	0	0	0	0	0	0	0	0
	Olive-Harvey	0	0	2	0	0	0	0	0	0	0
	Truman	0	0	0	0	0	0	0	0	0	0
	Washington	0	0	0	0	0	0	0	0	0	0
	Wilbur Wright	0	17	19	0	0	0	0	0	0	0
507	Danville	0	0	0	55	0	0	0	29	0	0
502	DuPage	0	0	0	100	0	227	0	0	0	0
509	Elgin	0	0	1	0	0	141	0	1	0	0
512	Harper	0	0	3	17	0	110	0	0	0	0
540	Heartland	0	0	0	0	0	0	0	0	0	0
519	Highland	0	0	1	0	0	0	0	0	0	0
514	Illinois Central	0	8	8	8	0	54	0	9	0	0
529	Illinois Eastern	(0)	(66)	(0)	(0)	(0)	(30)	(0)	(49)	(4)	(0)
	Frontier	0	0	0	0	0	0	0	0	0	0
	Lincoln Trail	0	64	0	0	0	30	0	0	0	0
	Olney Central	0	0	0	0	0	0	0	49	0	0
	Wabash	0	2	0	0	0	0	0	0	4	0
513	Illinois Valley	0	0	0	0	0	0	0	24	0	0
525	Joliet	0	0	0	250	0	38	54	0	0	0
520	Kankakee	0	0	0	58	0	52	0	42	0	0
501	Kaskaskia	0	0	0	0	0	0	0	67	0	0
523	Kishwaukee	0	0	0	0	0	0	0	0	0	0
532	Lake County	0	0	0	14	0	139	0	49	0	0
517	Lake Land	0	17	0	0	0	84	0	0	0	0
536	Lewis & Clark	0	0	30	65	0	0	0	7	0	0
526	Lincoln Land	0	0	0	52	0	119	0	0	0	0
530	Logan	0	0	0	0	0	39	0	40	0	0
528	McHenry	0	0	0	0	0	0	0	0	0	0
524	Moraine Valley	0	0	7	0	0	201	0	25	0	0
527	Morton	0	0	0	0	0	10	0	0	0	0
535	Oakton	0	16	0	0	0	70	0	0	0	0
505	Parkland	0	0	0	23	0	0	0	0	0	0
515	Prairie State	0	0	0	27	0	80	0	21	0	0
521	Rend Lake	0	0	0	0	4	72	0	61	0	0
537	Richland	0	0	0	176	0	0	0	2	0	0
511	Rock Valley	0	0	0	0	0	0	0	0	0	0
518	Sandburg	0	0	0	0	0	0	0	0	0	0
506	Sauk Valley	0	2	0	57	0	27	0	0	0	0
531	Shawnee	0	0	0	5	0	0	0	0	0	0
510	South Suburban	0	2	0	0	0	0	0	0	0	0
533	Southeastern	0	0	0	32	0	0	0	124	0	0
534	Spoon River	0	0	0	1	0	0	0	0	0	0
601	State Community	0	0	0	0	0	10	0	0	0	0
504	Triton	0	0	24	0	0	250	0	6	0	0
516	Waubesa	0	0	1	0	0	135	0	36	0	0
539	Wood	0	0	0	14	0	0	0	0	0	3
	TOTALS	1	176	140	1078	19	2363	54	593	4	3

SOURCE OF DATA: A1 Submission

Illinois Community College Board
Table III-3
ANNUAL UNDUPLICATED ENROLLMENT BY ACADEMIC PROGRAM BY COLLEGE
FOR FISCAL YEAR 1995

Dist No	District/College	Stationary Energy Sources Installer/Operator 12 470501	Automotive Body Repair 12 470603	Automotive Mechanics 12 470604	Diesel Engine/Truck Mechanics 12 470605	Small Engine Repair 12 470606	Aircraft Mechanic/Technician 12 470607	Aviation Systems/Avionics Maintenance Technicians/ Technicians 12 470609	Mechanics/Repairers Course Enrollees 12 479999	Drafting, General 12 480101	Architectural Drafting 12 480102
522	Belleville	27	0	0	0	0	0	80	0	0	0
503	Black Hawk	0	15	91	25	0	0	0	0	0	0
508	Chicago	(0)	(39)	(291)	(0)	(0)	(2)	(567)	(0)	(0)	(95)
	Daley	0	0	0	0	0	2	567	0	0	20
	Kennedy-King	0	1	96	0	0	0	0	0	0	4
	Malcolm X	0	0	0	0	0	0	0	0	0	0
	Olive-Harvey	0	0	0	0	0	0	0	0	0	27
	Truman	0	22	169	0	0	0	0	0	0	0
	Washington	0	16	26	0	0	0	0	0	0	38
	Wilbur Wright	0	0	0	0	0	0	0	0	0	6
507	Danville	0	0	27	0	0	0	0	0	0	0
502	DuPage	0	0	223	0	0	0	0	0	0	323
509	Elgin	0	0	110	0	0	0	0	0	0	0
512	Harper	0	0	0	0	0	0	0	0	0	108
540	Heartland	0	0	0	0	0	0	0	0	0	0
519	Highland	0	25	25	0	0	0	0	0	0	0
514	Illinois Central	0	0	142	27	0	0	0	5	0	12
529	Illinois Eastern	(0)	(13)	(34)	(27)	(0)	(0)	(0)	(0)	(0)	(20)
	Frontier	0	0	0	0	0	0	0	0	0	0
	Lincoln Trail	0	0	0	0	0	0	0	0	0	20
	Olney Central	0	13	34	0	0	0	0	0	0	0
	Wabash	0	0	0	27	0	0	0	0	0	0
513	Illinois Valley	0	0	96	2	45	0	0	4	0	0
525	Joliet	0	0	101	0	0	0	0	0	0	0
520	Kankakee	0	0	33	0	0	0	0	0	1	0
501	Kaskaskia	0	23	46	0	8	0	0	0	0	59
523	Kishwaukee	0	20	22	1	0	0	0	1	0	0
532	Lake County	0	35	111	0	0	0	0	0	0	55
517	Lake Land	0	41	98	0	47	0	0	0	0	33
536	Lewis & Clark	0	2	71	0	0	0	0	0	0	0
526	Lincoln Land	0	87	102	0	0	0	1	0	0	81
530	Logan	0	41	45	2	0	0	0	0	0	0
528	McHenry	0	0	32	0	0	0	0	0	0	0
524	Moraine Valley	0	0	154	0	0	0	0	0	0	0
527	Morton	0	0	14	0	0	0	0	0	0	0
535	Oakton	0	0	99	0	0	0	0	0	0	107
505	Parkland	0	0	79	0	0	0	0	62	0	0
515	Prairie State	0	0	116	0	0	0	0	0	0	0
521	Rend Lake	0	19	100	0	0	0	0	0	0	47
537	Richland	0	0	31	0	0	0	0	0	0	0
511	Rock Valley	0	0	66	0	0	0	62	0	0	0
518	Sandburg	0	23	31	27	35	0	0	0	0	0
506	Sault Valley	0	0	0	0	0	0	0	0	0	0
531	Shawnee	0	0	19	0	0	0	0	0	0	0
510	South Suburban	0	0	0	0	0	0	0	2	0	16
533	Southeastern	0	25	98	43	0	0	0	0	0	13
534	Spoon River	0	0	32	0	0	0	0	0	0	0
601	State Community	0	8	24	0	0	0	0	0	0	0
504	Triton	53	0	341	11	0	0	0	156	0	65
516	Waubensee	0	49	80	0	5	0	0	0	0	7
539	Wood	0	0	0	0	0	0	0	0	0	0
	TOTALS	80	465	2984	165	140	2	710	230	1	1041

SOURCE OF DATA: A1 Submission

Illinois Community College Board
Table III-3
ANNUAL UNDUPLICATED ENROLLMENT BY ACADEMIC PROGRAM BY COLLEGE
FOR FISCAL YEAR 1995

Dist No	District/College	Electrical/Electronics Drafting 12 480104	Mechanical Drafting 12 480105	Typewriting, Make-up, & Composition 12 480205	Lithography, Photography, & Platemaking 12 480206	Printing Press Operations 12 480208	Desktop Publishing Equipment Operator 12 480212	Machinist/Machine Technologist 12 480501	Machine Tool Operation/Machine Shop 12 480503	Patternmaker 12 480505	Sheet Metal 12 480506
522	Belleville	0	110	0	0	0	33	30	87	0	44
503	Black Hawk	0	23	0	0	0	0	0	16	2	67
508	Chicago	(0)	(111)	(16)	(123)	(0)	(0)	(0)	(119)	(0)	(0)
	Daley	0	13	0	0	0	0	0	79	0	0
	Kennedy-King	0	0	16	86	0	0	0	1	0	0
	Malcolm X	0	0	0	0	0	0	0	0	0	0
	Olive-Harvey	0	0	0	0	0	0	0	0	0	0
	Truman	0	14	0	0	0	0	0	0	0	0
	Washington	0	84	0	37	0	0	0	39	0	0
	Wilbur Wright	0	0	0	0	0	0	0	0	0	0
507	Danville	0	5	0	0	0	0	0	9	0	0
502	DuPage	0	0	2	112	9	227	0	0	0	0
509	Elgin	0	0	0	0	0	4	0	94	0	0
512	Harper	0	1	0	0	0	0	0	12	0	0
540	Heartland	0	0	0	0	0	0	0	0	0	0
519	Highland	0	0	0	0	0	3	0	0	0	0
514	Illinois Central	0	0	0	46	0	0	0	18	0	0
529	Illinois Eastern	(0)	(0)	(0)	(0)	(0)	(0)	(0)	(28)	(0)	(0)
	Frontier	0	0	0	0	0	0	0	0	0	0
	Lincoln Trail	0	0	0	0	0	0	0	1	0	0
	Olney Central	0	0	0	0	0	0	0	0	0	0
	Wabash	0	0	0	0	0	0	0	27	0	0
513	Illinois Valley	0	0	0	0	0	3	0	0	0	0
525	Joliet	0	0	0	0	0	0	0	0	0	0
520	Kankakee	0	0	0	0	0	0	0	15	0	0
501	Kaskaskia	0	7	0	0	0	0	0	0	0	0
523	Kishwaukee	0	0	0	0	0	0	0	4	0	0
532	Lake County	3	20	0	0	0	0	0	51	0	0
517	Lake Land	0	6	0	0	0	22	0	0	0	0
536	Lewis & Clark	0	0	0	0	0	22	0	68	0	0
526	Lincoln Land	0	0	0	0	0	0	0	0	0	0
530	Logan	0	4	0	0	0	0	0	9	0	0
528	McHenry	0	0	0	0	0	0	0	34	0	0
524	Moraine Valley	0	14	0	0	0	6	0	100	0	0
527	Morton	0	4	0	0	0	0	0	0	0	0
535	Oakton	0	0	0	0	0	94	0	243	0	0
505	Parkland	0	12	0	0	0	42	0	0	0	0
515	Prairie State	0	23	0	0	0	35	0	70	0	0
521	Rend Lake	0	0	0	0	0	0	0	0	0	0
537	Richland	0	39	0	0	0	0	0	42	0	0
511	Rock Valley	0	0	0	0	0	0	15	0	0	46
518	Sandburg	0	0	0	0	0	10	0	6	0	0
506	Sauk Valley	0	3	0	0	0	0	0	11	0	0
531	Shawnee	0	0	0	0	0	0	0	0	0	0
510	South Suburban	0	7	0	54	0	3	0	55	0	0
533	Southeastern	0	7	0	35	0	0	0	29	0	28
534	Spoon River	0	0	0	0	0	0	0	0	0	0
601	State Community	0	0	0	33	0	0	0	0	0	0
504	Triton	0	19	4	326	0	24	0	67	0	0
516	Waubonsec	0	0	0	0	0	11	0	46	0	0
539	Wood	0	1	0	0	0	0	0	0	0	0
	TOTALS	3	416	22	729	9	539	45	1233	2	185

SOURCE OF DATA: AI Submission

Illinois Community College Board

Table III-3

ANNUAL UNDUPLICATED ENROLLMENT BY ACADEMIC PROGRAM BY COLLEGE
FOR FISCAL YEAR 1995

Dist No	District/College	Tool & Die Making 12 480507	Welding, Brazing, & Soldering 12 480508	Numerical Control 12 480520	Millwork & Cabinet Making 12 480703	Precision Production Course Enrollees 12 489999	Airplane Piloting 12 490102	Aviation Management 12 490104	Private Piloting 12 490107	Truck & Bus Driving 12 490205	Marine Science/Merchant Marine Officer 12 490309
522	Belleville	0	400	0	0	0	80	0	3	0	0
503	Black Hawk	3	69	21	0	0	0	0	0	8	0
508	Chicago	(0)	(49)	(0)	(0)	(0)	(0)	(0)	(0)	(0)	(0)
	Daley	0	0	0	0	0	0	0	0	0	0
	Kennedy-King	0	1	0	0	0	0	0	0	0	0
	Malcolm X	0	0	0	0	0	0	0	0	0	0
	Olive-Harvey	0	0	0	0	0	0	0	0	0	0
	Truman	0	0	0	0	0	0	0	0	0	0
	Washington	0	48	0	0	0	0	0	0	0	0
	Wilbur Wright	0	0	0	0	0	0	0	0	0	0
507	Danville	0	82	0	0	0	0	0	0	0	0
502	DuPage	1	41	0	0	0	0	0	0	0	0
509	Elgin	6	38	0	0	0	0	0	0	125	0
512	Harper	0	0	0	0	0	0	0	0	0	0
540	Heartland	0	0	0	0	0	0	0	0	0	0
519	Highland	0	15	0	0	0	0	0	0	0	0
514	Illinois Central	0	93	9	0	230	0	0	0	0	0
529	Illinois Eastern	(0)	(1)	(0)	(16)	(0)	(0)	(0)	(0)	(0)	(0)
	Frontier	0	0	0	0	0	0	0	0	0	0
	Lincoln Trail	0	0	0	0	0	0	0	0	0	0
	Olney Central	0	1	0	16	0	0	0	0	0	0
	Wabash	0	0	0	0	0	0	0	0	0	0
513	Illinois Valley	0	0	0	0	109	0	0	0	0	0
525	Joliet	0	100	0	0	0	0	0	0	0	0
520	Kankakee	33	51	0	0	0	0	0	0	0	0
501	Kaskaskia	0	20	0	0	0	0	0	0	0	0
523	Kishwaukee	14	15	0	0	148	0	0	0	0	0
532	Lake County	1	42	0	0	0	0	0	0	0	0
517	Lake Land	0	60	0	0	0	0	0	0	0	0
536	Lewis & Clark	0	0	0	0	0	0	0	0	0	0
526	Lincoln Land	0	100	0	0	0	0	17	0	0	0
530	Logan	0	17	0	0	0	0	0	0	0	0
528	McHenry	0	0	0	0	0	0	0	0	0	0
521	Moraine Valley	0	88	0	0	0	0	0	0	0	0
527	Morton	0	2	0	0	0	0	0	0	0	0
535	Oakton	0	0	0	0	0	0	0	0	0	0
505	Parkland	0	0	0	0	54	0	0	0	67	0
515	Prairie State	56	95	0	0	0	13	0	0	0	0
521	Rend Lake	0	37	0	0	0	0	0	0	0	0
537	Richland	0	48	0	0	0	0	0	0	0	0
511	Rock Valley	110	60	0	0	0	0	0	0	0	0
518	Sandburg	0	59	0	0	0	0	0	0	0	0
506	Sauk Valley	0	0	0	0	0	0	0	0	0	0
531	Shawnee	0	11	0	0	0	0	0	0	79	36
510	South Suburban	0	0	0	0	4	3	0	0	0	0
533	Southeastern	0	56	0	0	0	0	0	0	0	0
534	Spoon River	0	1	0	0	0	0	0	0	0	0
601	State Community	0	3	0	0	0	0	0	0	0	0
504	Triton	19	7	0	0	273	0	0	0	0	0
516	Waubonsec	0	18	0	0	0	0	0	0	0	0
539	Wood	0	0	0	0	0	0	0	0	0	0
	TOTALS	243	1678	30	16	818	96	17	3	279	36

SOURCE OF DATA: A1 Submission

59

BEST COPY AVAILABLE

Illinois Community College Board
Table III-3
ANNUAL UNDUPLICATED ENROLLMENT BY ACADEMIC PROGRAM BY COLLEGE
FOR FISCAL YEAR 1995

Dist No	District/College	Transportation & Materials Moving Workers, Other 12 499999	Design & Visual Communications 12 500401	Commercial Photography 12 500406	Technical Theatre/Theatre Design & Stagecraft 12 500502	Commercial Music 12 500904	Sign Language Interpreter 12 510205	Dental Assistant 12 510601	Dental Hygienist 12 510602	Dental Laboratory Assistant 12 510603	Hospital/Health Facilities Administration 12 510702
522	Belleville	0	18	0	0	0	0	0	0	0	0
503	Black Hawk	0	42	0	0	0	0	4	0	0	0
508	Chicago	(0)	(22)	(3)	(4)	(4)	(0)	(0)	(0)	(0)	(0)
	Daley	0	0	3	0	0	0	0	0	0	0
	Kennedy-King	0	2	0	4	0	0	0	0	0	0
	Malcolm X	0	0	0	0	0	0	0	0	0	0
	Olive-Harvey	0	0	0	0	0	0	0	0	0	0
	Truman	0	0	0	0	0	0	0	0	0	0
	Washington	0	18	0	0	4	0	0	0	0	0
	Wilbur Wright	0	21	0	0	0	0	0	0	0	0
507	Danville	0	0	0	0	0	0	0	0	0	0
502	DuPage	0	505	271	0	0	0	0	0	0	3
509	Elgin	0	255	0	0	0	0	55	0	0	0
512	Harper	0	0	0	0	0	142	0	162	0	0
540	Heartland	0	0	0	0	0	0	0	0	0	0
519	Highland	0	0	0	0	0	0	0	0	0	0
514	Illinois Central	0	165	0	0	0	51	31	127	0	23
529	Illinois Eastern	(0)	(0)	(0)	(0)	(0)	(0)	(0)	(0)	(0)	(0)
	Frontier	0	0	0	0	0	0	0	0	0	0
	Lincoln Trail	0	0	0	0	0	0	0	0	0	0
	Olney Central	0	0	0	0	0	0	0	0	0	0
	Wabash	0	0	0	0	0	0	0	0	0	0
513	Illinois Valley	0	0	0	0	0	0	25	0	0	0
525	Joliet	0	0	0	0	0	0	0	0	0	0
520	Kankakee	0	0	0	0	0	0	0	0	0	0
501	Kaskaskia	0	0	0	0	0	0	23	0	0	0
523	Kishwaukee	0	0	0	0	0	0	0	0	0	0
532	Lake County	0	0	0	0	0	0	0	0	0	0
517	Lake Land	0	0	0	0	0	0	0	78	0	0
536	Lewis & Clark	0	0	0	0	0	0	24	1	0	0
526	Lincoln Land	0	0	0	0	0	0	0	0	0	0
530	Logan	0	0	0	0	0	50	54	0	0	0
528	McHenry	0	0	0	0	0	0	0	0	0	0
524	Moraine Valley	0	0	0	0	0	0	0	0	0	0
527	Morton	0	0	0	0	0	0	19	0	0	0
535	Oakton	0	0	0	0	0	0	0	0	0	0
505	Parkland	3	54	0	0	0	0	17	69	0	0
515	Prairie State	0	78	100	0	0	0	0	120	0	0
521	Rend Lake	0	0	0	0	0	0	0	0	0	0
537	Richland	0	0	0	0	0	0	0	0	0	0
511	Rock Valley	0	0	0	0	0	0	0	0	0	0
518	Sandburg	0	0	0	0	0	0	0	0	0	0
506	Sauk Valley	0	0	0	0	0	0	0	0	0	0
531	Shawnee	0	0	0	0	0	0	0	0	0	0
510	South Suburban	1	44	2	0	0	0	0	0	0	0
533	Southeastern	0	0	0	0	0	0	0	0	0	0
534	Spoon River	0	0	0	0	0	0	0	0	0	0
601	State Community	0	0	0	0	0	0	0	0	0	0
504	Triton	0	43	0	0	0	0	2	0	110	2
516	Waubensee	0	0	0	0	0	131	0	0	0	0
539	Wood	0	0	0	0	0	0	0	0	0	0
	TOTALS	4	1226	376	4	4	374	254	557	110	28

SOURCE OF DATA AI Submission

Illinois Community College Board
Table III-3
ANNUAL UNDUPLICATED ENROLLMENT BY ACADEMIC PROGRAM BY COLLEGE
FOR FISCAL YEAR 1995

Dist No	District/College	Health Unit Coordinator/Ward Clerk 12 510703	Medical Records Technology/ Technician 12 510707	Medical Transcription 12 510708	Central Supply Technician 12 510710	Medical Assistant 12 510801	Occupational Therapy Assistant 12 510803	Pharmacy Technician/Assistant 12 510805	Physical Therapy Assistant 12 510806	Physician Assistant 12 510807	Veterinarian Assistant/Animal Health Technician 12 510808
522	Belleville	25	31	0	0	110	0	0	113	0	0
503	Black Hawk	0	0	0	0	0	0	2	166	0	0
508	Chicago	(0)	(71)	(128)	(0)	(0)	(47)	(101)	(0)	(74)	(0)
	Daley	0	0	0	0	0	0	0	0	0	0
	Kennedy-King	0	0	9	0	0	0	0	0	0	0
	Malcolm X	0	0	0	0	0	0	101	0	74	0
	Olive-Harvey	0	0	0	0	0	0	0	0	0	0
	Truman	0	71	9	0	0	0	0	0	0	0
	Washington	0	0	110	0	0	0	0	0	0	0
	Wilbur Wright	0	0	0	0	0	47	0	0	0	0
507	Danville	0	0	0	0	0	0	0	0	0	0
502	DuPage	0	124	128	0	1	231	0	0	0	0
509	Elgin	0	0	26	0	0	0	0	0	0	0
512	Harper	0	0	16	0	63	0	79	0	0	0
540	Heartland	0	0	0	0	0	0	0	0	0	0
519	Highland	0	0	20	0	0	0	0	0	0	0
514	Illinois Central	0	18	28	0	0	132	0	244	0	0
529	Illinois Eastern	(0)	(0)	(11)	(0)	(0)	(0)	(0)	(0)	(0)	(0)
	Frontier	0	0	0	0	0	0	0	0	0	0
	Lincoln Trail	0	0	0	0	0	0	0	0	0	0
	Olney Central	0	0	11	0	0	0	0	0	0	0
	Wabash	0	0	0	0	0	0	0	0	0	0
513	Illinois Valley	0	0	0	0	0	0	0	0	0	0
525	Joliet	0	0	48	0	0	0	0	0	0	0
520	Kankakee	0	0	0	0	0	0	0	10	0	0
501	Kaskaskia	0	0	0	0	0	0	0	20	0	0
523	Kishwaukee	0	0	15	0	0	0	0	0	0	0
532	Lake County	0	50	14	0	0	0	0	0	0	0
517	Lake Land	0	0	0	0	0	0	0	137	0	0
536	Lewis & Clark	29	0	0	0	0	0	0	0	0	0
526	Lincoln Land	0	0	0	0	0	0	0	0	0	0
530	Logan	0	16	55	0	0	5	0	0	0	0
528	McHenry	0	0	0	0	0	0	0	0	0	0
524	Moraine Valley	0	34	0	0	0	0	0	0	0	0
527	Morton	0	0	0	0	0	0	0	89	0	0
535	Oakton	0	64	37	0	0	0	0	102	0	0
505	Parkland	0	0	22	0	0	38	0	0	0	60
515	Prairie State	0	0	0	0	0	0	0	0	0	0
521	Rend Lake	0	11	0	0	0	1	0	0	0	0
537	Richland	0	0	0	0	0	0	0	0	0	0
511	Rock Valley	0	0	3	0	0	0	41	0	0	0
518	Sandburg	0	0	0	0	0	0	0	0	0	0
506	Sauk Valley	0	0	0	0	0	0	0	0	0	0
531	Shawnee	0	24	7	0	0	7	0	0	0	0
510	South Suburban	0	0	91	0	10	388	160	0	0	0
533	Southeastern	0	10	0	0	0	6	0	0	0	0
534	Spoon River	0	0	0	0	0	0	0	0	0	0
601	State Community	6	0	0	0	0	0	0	0	0	0
504	Triton	0	0	0	1	0	0	0	0	0	0
516	Waubensee	0	0	0	0	0	0	0	0	0	0
539	Wood	0	0	13	0	0	0	0	0	0	0
	TOTALS	60	453	662	1	184	855	383	881	74	60

SOURCE OF DATA: A1 Submission

Illinois Community College Board
Table III-3
ANNUAL UNDUPLICATED ENROLLMENT BY ACADEMIC PROGRAM BY COLLEGE
FOR FISCAL YEAR 1995

Dist No.	District/College	Electroencephalograph Technology 12 510903	Emergency Medical Technology/ Technician 12 510904	Nuclear Medical Technology/ Technician 12 510905	Medical Radiologic Technology/ Technician 12 510907	Respiratory Therapy Technician 12 510908	Surgical/Operating Room Technician 12 510909	Diagnostic Medical Sonography 12 510910	Renal Dialysis Technology/ Technician 12 510911	Radiation Therapy Assisting 12 510912	Computerized Tomography 12 510913
522	Belleville	0	258	0	105	40	0	0	0	0	0
503	Black Hawk	3	33	0	88	65	0	0	0	0	0
508	Chicago	(0)	(185)	(0)	(221)	(76)	(0)	(11)	(42)	(0)	(0)
	Daley	0	0	0	0	0	0	0	0	0	0
	Kennedy-King	0	0	0	0	0	0	0	0	0	0
	Malcolm X	0	180	0	119	33	0	0	42	0	0
	Olive-Harvey	0	0	0	0	43	0	0	0	0	0
	Truman	0	0	0	0	0	0	0	0	0	0
	Washington	0	5	0	0	0	0	0	0	0	0
	Wilbur Wright	0	0	0	102	0	0	11	0	0	0
507	Danville	0	0	0	52	0	0	0	0	0	0
502	DuPage	0	63	3	244	122	0	0	0	0	0
509	Elgin	0	0	0	0	0	90	0	0	0	0
512	Harper	0	0	0	0	0	2	0	0	0	0
540	Heartland	0	0	0	0	0	0	0	0	0	0
519	Highland	0	0	0	0	0	0	0	0	0	0
514	Illinois Central	0	39	0	191	116	129	0	0	0	0
529	Illinois Eastern	(0)	(579)	(0)	(42)	(0)	(0)	(0)	(0)	(0)	(0)
	Frontier	0	578	0	0	0	0	0	0	0	0
	Lincoln Trail	0	0	0	0	0	0	0	0	0	0
	Olney Central	0	1	0	42	0	0	0	0	0	0
	Wabash	0	0	0	0	0	0	0	0	0	0
513	Illinois Valley	0	0	0	0	0	0	0	0	0	0
525	Joliet	0	0	0	0	0	0	0	0	0	0
520	Kankakee	0	176	0	117	39	0	0	0	0	0
501	Kaskaskia	0	0	0	80	27	0	0	0	0	0
523	Kishwaukee	0	0	0	54	0	0	0	0	0	0
532	Lake County	0	0	0	97	0	0	0	0	0	0
517	Lake Land	0	0	0	0	0	0	0	0	0	0
536	Lewis & Clark	0	0	0	0	0	0	0	0	0	0
526	Lincoln Land	0	0	0	43	17	0	0	0	0	0
530	Logan	0	927	0	0	0	0	0	0	0	0
528	McHenry	0	108	0	0	0	0	0	0	0	0
524	Moraine Valley	0	447	0	79	52	0	0	0	0	0
527	Morton	0	0	0	0	0	0	0	0	0	0
535	Oakton	0	0	0	0	0	0	0	0	0	0
505	Parkland	0	10	0	30	46	14	0	0	18	0
515	Prairie State	0	0	0	0	0	9	0	0	0	0
521	Rend Lake	0	67	0	0	0	0	0	0	0	0
537	Richland	0	0	0	0	0	0	0	0	0	0
511	Rock Valley	0	0	0	0	107	0	0	0	0	0
518	Sandburg	0	72	0	80	0	0	0	0	0	0
506	Sauk Valley	0	0	0	122	0	0	0	0	0	0
531	Shawnee	0	0	0	0	0	0	0	0	0	0
510	South Suburban	0	255	0	338	0	0	0	0	0	0
533	Southeastern	0	135	0	0	0	0	0	0	0	0
534	Spoon River	0	0	0	0	0	0	0	0	0	0
601	State Community	0	4	0	0	0	0	0	0	0	0
504	Triton	0	0	61	141	64	76	64	0	0	26
516	Waubensee	0	0	0	0	34	0	0	0	0	0
539	Wood	0	0	0	0	0	0	0	0	0	0
	TOTALS	3	3358	96	2124	805	320	75	42	18	26

SOURCE OF DATA: A1 Submission

Illinois Community College Board
Table III-3
ANNUAL UNDUPLICATED ENROLLMENT BY ACADEMIC PROGRAM BY COLLEGE
FOR FISCAL YEAR 1995

Dist No	District/College	Magnetic Resonance Imaging 12 510914	Medical Laboratory Technician 12 511004	Alcohol/Drug Abuse Counseling 12 511501	Psychiatric/Mental Health Services Technician 12 511502	Developmental Disabilities/ Habilitation Aide 12 511504	Nursing (R N Training) 12 511601	Practical Nurse (L.P.N. Training) 12 511613	Nurse Assistant/Aide 12 511614	Home Health Aide 12 511615	Ophthalmic Medical Technologist 12 511803
522	Belleville	0	23	0	0	0	138	0	130	0	0
503	Black Hawk	0	0	0	0	0	622	220	99	0	0
508	Chicago	(0)	(133)	(315)	(34)	(0)	(1063)	(618)	(299)	(0)	(0)
	Daley	0	0	0	0	0	169	0	0	0	0
	Kennedy-King	0	0	0	9	0	258	13	25	0	0
	Malcolm X	0	133	0	0	0	184	0	0	0	0
	Olive-Harvey	0	0	0	0	0	195	0	0	0	0
	Truman	0	0	0	0	0	257	0	0	0	0
	Washington	0	0	315	25	0	0	605	274	0	0
	Wilbur Wright	0	0	0	0	0	0	0	0	0	0
507	Danville	0	0	40	0	0	0	72	59	0	0
502	DuPage	0	0	230	0	0	791	7	73	0	0
509	Elgin	0	43	20	3	0	850	4	0	0	0
512	Harper	0	0	0	0	2	721	2	0	0	0
540	Heartland	0	0	0	0	0	170	48	0	0	0
519	Highland	0	0	0	0	0	220	124	44	0	0
514	Illinois Central	0	92	0	0	0	794	155	87	0	0
529	Illinois Eastern	(0)	(0)	(0)	(0)	(0)	(220)	(98)	(117)	(0)	(0)
	Frontier	0	0	0	0	0	0	0	42	0	0
	Lincoln Trail	0	0	0	0	0	0	0	36	0	0
	Olney Central	0	0	0	0	0	216	98	23	0	0
	Wabash	0	0	0	0	0	4	0	16	0	0
513	Illinois Valley	0	0	0	0	0	188	40	49	0	0
525	Joliet	0	0	0	0	0	391	0	143	0	0
520	Kankakee	0	46	0	0	0	412	160	21	0	0
501	Kaskaskia	0	0	0	0	0	249	76	28	0	0
523	Kishwaukee	0	0	0	0	0	102	0	39	0	0
532	Lake County	0	120	125	0	0	411	0	0	0	0
517	Lake Land	0	0	0	0	0	269	165	102	0	0
536	Lewis & Clark	0	47	0	0	0	222	34	174	0	0
526	Lincoln Land	0	0	0	0	0	210	0	98	0	0
530	Logan	0	19	0	0	0	98	123	68	0	0
528	McHenry	0	0	0	0	5	0	0	109	1	0
524	Moraine Valley	0	44	167	0	0	236	0	0	0	0
527	Morton	0	0	0	0	0	145	0	27	0	0
535	Oakton	0	43	0	0	0	215	0	3	0	0
505	Parkland	0	0	0	0	0	409	59	60	0	0
515	Prairie State	0	0	76	75	0	696	0	74	0	0
521	Rend Lake	0	18	0	0	0	109	180	98	0	0
537	Richland	0	0	0	0	0	266	0	0	0	0
511	Rock Valley	0	0	0	0	0	415	0	210	0	0
518	Sandburg	0	0	0	0	0	304	86	90	0	0
506	Sauk Valley	0	39	0	0	0	182	87	18	0	0
531	Shawnee	0	8	0	0	0	77	150	23	0	0
510	South Suburban	0	0	0	27	0	1163	246	235	0	0
533	Southeastern	0	14	0	26	0	73	188	0	0	0
534	Spoon River	0	0	0	0	0	0	132	82	0	0
601	State Community	0	0	48	0	0	46	0	87	0	0
504	Triton	51	1	129	0	0	481	306	160	0	64
516	Waubensee	0	0	28	0	0	598	0	87	0	0
539	Wood	0	0	0	0	0	56	104	73	1	0
	TOTALS	51	690	1178	165	7	13612	3484	3066	2	64

SOURCE OF DATA: A1 Submission

Illinois Community College Board
Table III-3
ANNUAL UNDUPLICATED ENROLLMENT BY ACADEMIC PROGRAM BY COLLEGE
FOR FISCAL YEAR 1995

Dist No	District/College	Medical Laboratory Aide/Phlebotomy 12 512602	Therapeutic/Recreational Assisting 12 512604	Allied Health Course Enrollments 12 519999	Business Administration & Management, General 12 520201	Purchasing, Procurement, & Contracts Mgmt. 12 520202	Logistics & Materials Management 12 520203	Office Supervision & Management 12 520204	Operations Management & Supervision 12 520205	Accounting Technician 12 520302	Administrative Asst./Secretarial Science, General 12 520401
522	Belleville	0	0	1140	371	0	0	0	0	153	218
503	Black Hawk	0	0	0	220	0	0	28	0	183	127
508	Chicago	(0)	(0)	(0)	(269)	(0)	(0)	(0)	(0)	(1122)	(249)
	Daley	0	0	0	67	0	0	0	0	290	16
	Kennedy-King	0	0	0	17	0	0	0	0	68	52
	Malcolm X	0	0	0	7	0	0	0	0	57	22
	Olive-Harvey	0	0	0	80	0	0	0	0	109	47
	Truman	0	0	0	34	0	0	0	0	183	48
	Washington	0	0	0	31	0	0	0	0	332	44
	Wilbur Wright	0	0	0	33	0	0	0	0	83	20
507	Danville	0	0	32	0	0	0	15	0	110	28
502	DuPage	0	0	0	367	0	0	33	0	560	351
509	Elgin	0	0	0	153	0	0	173	5	141	156
512	Harper	0	0	507	37	0	0	0	0	244	33
540	Heartland	0	0	0	0	0	3	0	0	0	146
519	Highland	0	0	0	107	0	0	33	0	83	69
514	Illinois Central	0	0	122	433	0	1	13	0	375	187
529	Illinois Eastern	(0)	(0)	(0)	(0)	(0)	(0)	(0)	(0)	(46)	(103)
	Frontier	0	0	0	0	0	0	0	0	0	27
	Lincoln Trail	0	0	0	0	0	0	0	0	0	28
	Olney Central	0	0	0	0	0	0	0	0	46	24
	Wabash	0	0	0	0	0	0	0	0	0	24
513	Illinois Valley	0	0	73	49	0	0	0	0	103	20
525	Joliet	0	0	778	0	0	0	0	48	145	226
520	Kankakee	0	0	352	171	0	0	0	0	187	124
501	Kaskaskia	0	0	3	94	0	0	2	0	108	3
523	Kishwaukee	0	0	49	45	0	0	0	10	21	48
532	Lake County	0	0	931	476	0	0	0	16	354	231
517	Lake Land	0	0	0	0	0	0	3	0	121	44
536	Lewis & Clark	0	0	77	120	0	0	0	23	128	50
526	Lincoln Land	0	0	0	275	0	0	10	0	80	60
530	Logan	0	0	0	0	0	0	2	0	143	2
528	McHenry	0	0	100	116	0	0	0	16	102	132
524	Moraine Valley	126	70	44	792	0	0	0	26	5	528
527	Morton	0	0	0	26	0	0	0	0	11	20
535	Oakton	0	0	0	0	0	25	11	125	492	353
505	Parkland	0	0	96	206	0	8	0	0	223	23
515	Prairie State	0	0	0	0	0	0	0	93	1	162
521	Rend Lake	0	0	55	26	0	0	0	0	19	44
537	Richland	0	0	61	262	0	0	0	1	0	322
511	Rock Valley	0	0	0	527	0	89	2	0	298	168
518	Sandburg	0	0	0	0	1	0	0	0	105	115
506	Sauk Valley	0	0	0	98	0	0	0	0	90	60
531	Shawnee	0	0	0	28	0	0	0	0	61	5
510	South Suburban	0	0	36	0	0	7	114	0	261	47
533	Southeastern	0	0	0	99	0	0	0	0	1	65
534	Spoon River	0	0	7	0	0	0	0	0	2	172
601	State Community	0	0	0	0	0	0	0	0	0	45
504	Triton	0	65	46	345	0	0	0	18	178	73
516	Waubensee	0	0	85	143	0	45	0	35	270	99
539	Wood	0	0	62	115	0	0	0	0	42	70
	TOTALS	126	135	4656	5970	1	178	439	416	6568	4978

SOURCE OF DATA: AI Submission

Illinois Community College Board

Table III-3

ANNUAL UNDUPLICATED ENROLLMENT BY ACADEMIC PROGRAM BY COLLEGE
FOR FISCAL YEAR 1995

Dist No	District/College	Executive Assistant/Secretary 12 520402	Legal Administrative Assistant/ Secretary 12 520403	Medical Administrative Assistant/ Secretary 12 520404	Court Reporter 12 520405	Information Processing/Data Entry Technician 12 520407	General Office/Clerical & Typing Services 12 520408	Enterprise Mgmt. & Operation, General 12 520701	Banking & Financial Support Services 12 520803	Investments & Securities 12 520807	Hotel/Motel & Restaurant Management 12 520902
522	Belleville	0	55	9	0	55	17	57	40	0	0
503	Black Hawk	0	59	75	0	72	0	18	126	0	34
508	Chicago	(0)	(5)	(13)	(0)	(66)	(105)	(0)	(57)	(0)	(39)
	Daley	0	1	5	0	0	0	0	0	0	0
	Kennedy-King	0	0	0	0	0	4	0	0	0	0
	Malcolm X	0	0	0	0	0	0	0	0	0	0
	Olive-Harvey	0	0	0	0	0	1	0	0	0	0
	Truman	0	0	4	0	0	4	0	0	0	0
	Washington	0	4	4	0	66	95	0	57	0	39
	Wilbur Wright	0	0	0	0	0	1	0	0	0	0
507	Danville	44	0	86	0	57	15	0	0	0	0
502	DuPage	0	58	0	0	0	0	0	0	0	125
509	Elgin	84	17	13	0	7	1	0	0	0	0
512	Harper	85	27	7	0	1	19	16	69	0	0
540	Heartland	0	0	0	0	31	0	28	0	0	0
519	Highland	0	0	0	0	0	19	0	0	0	0
514	Illinois Central	5	0	121	43	132	37	0	78	0	0
529	Illinois Eastern	(17)	(0)	(28)	(16)	(191)	(0)	(0)	(12)	(0)	(0)
	Frontier	0	0	0	0	84	0	0	0	0	0
	Lincoln Trail	17	0	0	0	27	0	0	12	0	0
	Olney Central	0	0	28	0	49	0	0	0	0	0
	Wabash	0	0	0	16	31	0	0	0	0	0
513	Illinois Valley	0	0	0	0	91	40	0	0	0	0
525	Joliet	0	19	0	0	373	21	0	0	0	0
520	Kankakee	0	58	57	0	41	17	0	0	0	0
501	Kaskaskia	59	0	0	0	0	7	0	1	0	0
523	Kishwaukee	0	5	0	0	5	8	3	0	0	0
532	Lake County	1	0	0	0	107	0	0	0	0	0
517	Lake Land	0	18	42	0	0	33	0	2	0	0
536	Levis & Clark	0	47	65	30	3	28	1	10	0	35
526	Lincoln Land	26	0	37	0	111	31	0	0	0	0
530	Logan	45	43	17	0	0	37	0	29	0	0
528	McHenry	0	0	0	0	54	0	12	0	0	0
524	Moraine Valley	10	14	0	0	0	3	0	59	0	0
527	Morton	0	13	14	0	14	1	0	1	0	0
535	Oakton	44	0	0	0	0	0	0	44	24	196
505	Parkland	54	55	53	0	55	10	0	24	0	32
515	Prairie State	0	30	0	0	144	0	44	43	0	2
521	Rend Lake	0	28	46	0	0	0	34	0	0	0
537	Richland	0	0	0	0	126	0	0	2	0	0
511	Rock Valley	0	35	46	0	0	1	68	137	0	9
518	Sandburg	0	3	14	0	14	42	0	0	0	0
506	Sauk Valley	0	21	30	0	20	13	0	9	0	0
531	Shawnee	29	12	65	0	1	10	0	0	0	4
510	South Suburban	96	0	27	170	18	14	80	72	0	0
533	Southeastern	0	0	1	0	0	27	0	0	0	0
534	Spoon River	0	0	0	0	0	11	0	7	0	0
601	State Community	0	0	0	0	5	0	3	0	0	1
504	Triton	89	65	0	288	31	7	6	0	0	70
516	Waubensee	41	12	17	0	28	68	107	64	0	0
539	Wood	19	20	29	0	12	29	0	0	0	0
	TOTALS	748	719	912	547	2371	681	477	886	24	547

SOURCE OF DATA A1 Submission

Illinois Community College Board
Table III-3
ANNUAL UNDUPLICATED ENROLLMENT BY ACADEMIC PROGRAM BY COLLEGE
FOR FISCAL YEAR 1995

Dist No.	District/College	Human Resources Management 12 521001	Labor/Personnel Relations & Studies 12 521002	International Business 12 521101	MIS/Business Data Processing 12 521201	Business Computer Programming/ Programmer 12 521202	Business Systems Networking & Telecommunications 12 521204	Business Computer Facilities Operator 12 521205	International Business Marketing 12 521403	Real Estate 12 521501	Business Mgmt & Administrative Services Course Enrollees 12 529999
522	Belleville	0	0	0	0	136	0	6	0	19	2547
503	Black Hawk	0	5	0	0	242	0	6	0	3	0
508	Chicago	(0)	(0)	(28)	(0)	(1132)	(0)	(35)	(0)	(8)	(1987)
	Daley	0	0	0	0	252	0	0	0	0	37
	Kennedy-King	0	0	0	0	187	0	0	0	2	234
	Malcolm X	0	0	0	0	47	0	0	0	0	65
	Olive-Harvey	0	0	0	0	171	0	0	0	0	54
	Truman	0	0	0	0	228	0	35	0	0	79
	Washington	0	0	28	0	209	0	0	0	6	1293
	Wilbur Wright	0	0	0	0	38	0	0	0	0	225
507	Danville	0	0	0	0	171	0	56	0	6	85
502	DuPage	0	0	0	0	688	0	50	0	154	1
509	Elgin	0	0	0	0	697	0	22	0	235	0
512	Harper	0	0	47	0	506	0	11	0	51	1638
540	Heartland	0	0	0	32	20	0	0	0	0	0
519	Highland	10	0	0	0	53	0	0	0	0	136
514	Illinois Central	0	0	0	0	356	0	6	0	53	603
529	Illinois Eastern	(0)	(0)	(0)	(0)	(25)	(0)	(0)	(0)	(0)	(264)
	Frontier	0	0	0	0	0	0	0	0	0	215
	Lincoln Trail	0	0	0	0	25	0	0	0	0	0
	Olney Central	0	0	0	0	0	0	0	0	0	36
	Wabash	0	0	0	0	0	0	0	0	0	13
513	Illinois Valley	0	0	0	0	38	0	14	0	0	1043
525	Joliet	10	0	0	0	168	0	0	0	40	40
520	Kankakee	0	0	0	0	120	0	0	0	0	219
501	Kaskaskia	0	0	0	0	65	0	0	0	0	83
523	Kishwaukee	0	0	0	0	19	0	0	0	1	310
532	Lake County	0	0	0	0	439	0	51	0	83	1447
517	Lake Land	0	0	0	0	128	0	52	0	0	0
536	Lewis & Clark	1	0	0	0	76	0	0	0	0	910
526	Lincoln Land	0	0	0	0	292	0	0	0	28	0
530	Logan	0	0	0	0	163	0	0	0	104	1
528	McHenry	0	0	5	0	255	0	0	0	127	820
524	Moraine Valley	0	0	0	0	595	0	67	0	69	395
527	Morton	0	0	0	0	37	0	0	0	5	0
535	Oakton	8	0	0	0	923	0	0	1	232	58
505	Parkland	0	0	0	0	265	78	12	0	21	1170
515	Prairie State	0	0	0	0	230	0	48	0	49	0
521	Rend Lake	0	0	0	0	19	0	0	0	0	125
537	Richland	0	0	0	0	64	0	0	0	25	235
511	Rock Valley	0	0	21	0	446	0	0	0	1	0
518	Sandburg	3	0	0	0	107	0	0	0	16	0
506	Sauk Valley	0	0	0	0	48	0	2	0	0	0
531	Shawnee	0	0	0	0	111	0	0	0	0	0
510	South Suburban	0	0	0	0	237	0	0	0	21	239
533	Southeastern	0	0	0	0	98	0	0	0	40	0
534	Spoon River	0	0	0	0	53	0	0	0	0	90
601	State Community	0	0	0	0	36	0	3	0	0	2
504	Triton	13	0	0	0	249	0	29	0	85	726
516	Waubensee	0	0	0	0	143	0	0	0	60	770
539	Wood	0	0	0	0	1	0	0	0	0	67
	TOTALS	45	5	101	32	9451	78	470	1	1536	16011

SOURCE OF DATA: A1 Submission

Illinois Community College Board
Table III-3
ANNUAL UNDUPLICATED ENROLLMENT BY ACADEMIC PROGRAM BY COLLEGE
FOR FISCAL YEAR 1995

Dist No	District/College	General Studies	Vocational Skills	Adult Basic Education	Adult Secondary Education	Total
522	Belleville	0	198	2134	11	23409
503	Black Hawk	454	1592	1527	982	14526
508	Chicago	(3608)	(16184)	(35547)	(4704)	(160037)
	Daley	140	988	2508	56	16865
	Kennedy-King	351	1239	5250	514	14634
	Malcolm X	88	931	15737	1335	30996
	Olive-Harvey	185	2579	3228	824	12948
	Truman	1151	1933	4243	213	35309
	Washington	1376	5332	1990	715	26278
	Wilbur Wright	317	3182	2591	1047	23007
507	Danville	0	237	269	211	4657
502	DuPage	8503	12929	3946	1080	54350
509	Elgin	16	2145	2528	191	16560
512	Harper	583	157	3013	5	27410
540	Heartland	0	127	2	5	4837
519	Highland	1038	3046	485	227	7700
514	Illinois Central	407	52	656	13	19112
529	Illinois Eastern	(19)	(4056)	(409)	(206)	(25045)
	Frontier	6	3572	265	85	6702
	Lincoln Trail	8	168	81	52	2013
	Olney Central	2	38	51	24	2241
	Wabash	3	278	12	45	14089
513	Illinois Valley	290	0	201	244	6548
525	Joliet	247	123	942	330	15957
520	Kankakee	1116	1466	1133	446	9889
501	Kaskaskia	560	205	97	491	5674
523	Kishwaukee	258	8	643	357	5789
532	Lake County	492	540	986	161	24173
517	Lake Land	0	2692	373	144	9245
536	Lewis & Clark	364	91	371	407	8720
526	Lincoln Land	407	327	0	13	18721
530	Logan	0	410	213	378	9202
528	McHenry	0	401	1005	322	9734
524	Moraine Valley	0	1476	1354	829	22596
527	Morton	104	292	2215	280	6901
535	Oakton	24	5128	3006	313	26897
505	Parkland	0	0	357	250	14393
515	Prairie State	494	8	650	619	9888
521	Rend Lake	0	4036	148	179	9110
537	Richland	82	1	791	77	6746
511	Rock Valley	114	3145	216	14	13915
518	Sandburg	9	1624	47	402	5597
506	Sauk Valley	3	686	32	247	4511
531	Shawnee	175	457	126	306	3891
510	South Suburban	906	3904	1080	652	17368
533	Southeastern	497	1304	256	636	6144
534	Spoon River	0	379	271	280	3959
601	State Community	29	98	95	174	1703
504	Triton	1	10513	1873	1293	31863
516	Waubensee	720	298	1571	409	11398
539	Wood	1	56	188	199	4068
	TOTALS	21523	80391	70756	18087	682243

SOURCE OF DATA: AI Submission

67

Illinois Community College Board
Table III-4
SUMMARY OF ANNUAL UNDUPLICATED HEADCOUNT ENROLLMENT BY AGE
FOR FISCAL YEAR 1995

Dist. No.	District/College	Mean Age	Median Age	16 & Under	17-20	21-24	25-30	31-39	40-55	Over 55	Unknown
522	Belleville	30.31	27.25	251	6,062	3,865	3,612	4,829	4,009	714	67
503	Black Hawk	30.61	26.08	307	4,118	2,251	2,130	2,563	2,332	693	132
508	Chicago	(30.08)	(26.43)	(3,023)	(35,260)	(31,172)	(30,621)	(30,289)	(22,068)	(7,391)	(213)
	Daley	28.28	24.92	249	4,493	3,680	3,227	2,897	1,973	332	14
	Kennedy-King	32.07	28.08	344	3,167	2,477	2,451	2,903	2,155	1,127	10
	Malcolm X	28.52	25.67	764	7,377	6,442	6,279	6,024	3,473	615	22
	Olive-Harvey	28.29	24.00	424	3,983	2,533	1,862	2,117	1,605	398	26
	Truman	33.07	28.67	493	5,689	6,637	7,220	6,643	5,273	3,335	19
	Washington	31.72	28.92	305	3,884	4,887	5,754	5,839	4,478	1,035	96
	Wilbur Wright	28.60	24.75	444	6,667	4,516	3,828	3,866	3,111	549	26
507	Danville	29.32	25.33	44	1,481	684	637	834	747	105	125
502	DuPage	31.12	26.25	430	14,565	9,729	8,301	9,106	8,694	3,179	346
509	Elgin	29.56	26.08	498	4,371	2,756	2,703	3,099	2,571	466	96
512	Harper	28.48	24.67	128	8,458	5,383	4,513	4,656	3,714	489	69
540	Heartland	27.78	23.42	42	1,536	1,188	657	751	572	91	0
519	Highland	35.11	33.67	65	1,420	775	961	1,739	1,971	575	194
514	Illinois Central	28.83	24.67	157	6,295	3,263	2,805	3,155	2,889	458	90
529	Illinois Eastern	(34.54)	(31.94)	(1,264)	(2,816)	(1,678)	(2,406)	(5,690)	(8,586)	(2,504)	(101)
	Frontier	34.88	32.67	1,095	757	487	718	1,260	1,481	829	75
	Lincoln Trail	32.27	28.92	49	499	265	286	368	408	132	6
	Olney Central	29.67	24.67	34	808	298	288	365	350	95	3
	Wabash	41.35	41.50	86	752	628	1,114	3,697	6,347	1,448	17
513	Illinois Valley	29.80	25.33	188	2,121	871	731	1,130	1,219	196	92
525	Joliet	28.96	24.92	231	5,305	2,436	2,127	3,016	2,500	335	7
520	Kankakee	30.12	26.33	524	2,530	1,316	1,339	1,775	1,662	437	306
501	Kaskaskia	28.66	25.33	75	1,894	786	850	1,093	809	100	67
523	Kishwaukee	27.28	23.33	99	1,841	1,319	816	938	669	95	12
532	Lake County	30.02	27.00	162	6,216	4,217	4,094	4,981	3,874	629	0
517	Lake Land	29.51	26.25	209	2,580	1,515	1,410	1,859	1,431	241	0
536	Lewis & Clark	29.14	25.00	249	2,597	1,237	1,162	1,472	1,174	284	545
526	Lincoln Land	31.16	28.50	91	3,588	2,196	2,342	3,167	2,775	496	4,066
530	Logan	28.63	24.00	137	2,707	2,098	1,268	1,437	1,222	287	46
528	McHenry	30.11	26.92	166	2,797	1,393	1,399	1,907	1,814	222	36
524	Moraine Valley	27.23	23.08	189	8,126	4,338	3,047	3,422	2,639	289	546
527	Morton	29.20	25.58	46	1,853	1,386	1,191	1,289	916	198	22
535	Oakton	32.91	29.17	126	5,983	4,486	3,936	4,735	5,769	1,860	2
505	Parkland	28.45	24.33	116	4,442	2,937	2,257	2,455	1,816	352	18
515	Prairie State	29.38	25.17	198	2,961	1,654	1,411	1,742	1,487	311	124
521	Rend Lake	35.89	35.67	59	1,414	852	1,136	1,997	2,752	642	258
537	Richland	29.88	26.92	89	1,932	976	1,028	1,374	1,152	167	28
511	Rock Valley	30.96	28.42	60	3,352	2,197	2,286	3,024	2,597	397	2
518	Sandburg	31.66	28.50	82	1,428	744	781	1,046	1,136	273	107
506	Sauk Valley	29.80	26.00	54	1,394	675	609	858	758	144	19
531	Shawnee	31.20	26.42	152	1,102	547	517	729	690	154	0
510	South Suburban	30.60	27.83	243	3,970	2,530	2,388	3,429	3,048	874	886
533	Southeastern	30.00	26.83	412	1,413	867	995	1,217	938	230	72
534	Spoon River	28.24	23.17	57	1,342	824	507	586	486	138	19
601	State Community	27.69	24.45	69	479	350	289	284	194	29	9
504	Triton	29.93	26.50	617	5,972	4,312	4,107	4,574	3,915	743	7,623
516	Waubensee	29.20	25.42	223	3,266	2,049	1,716	2,092	1,781	270	1
539	Wood	30.52	26.50	51	1,181	643	577	754	682	180	0
TOTALS/AVERAGE		30.43	26.67	11,183	172,168	114,495	105,662	125,093	110,058	27,238	16,346

SOURCE OF DATA: A1 Submission

Illinois Community College Board

Table III-5

SUMMARY OF ANNUAL UNDUPLICATED HEADCOUNT ENROLLMENT BY ETHNIC ORIGIN
FOR FISCAL YEAR 1995

Dist. No.	District/College	Asian or Pacific Islander	American Indian or Alaskan	Black Non- Hispanic	Hispanic	White Non- Hispanic	Non- Resident Alien	All Other or No Indication	Total
522	Belleville	489	206	2,053	408	20,147	106	0	23,409
503	Black Hawk	170	55	1,133	1,214	11,954	0	0	14,526
508	Chicago	(12,151)	(1,024)	(59,858)	(48,239)	(37,125)	(0)	(1,640)	(160,037)
	Daley	384	63	2,788	8,740	4,763	0	127	16,865
	Kennedy-King	579	95	9,856	2,734	1,327	0	43	14,634
	Malcolm X	1,041	210	16,717	10,511	2,175	0	342	30,996
	Olive-Harvey	70	95	10,598	1,874	268	0	43	12,948
	Truman	5,633	202	4,021	14,734	10,389	0	330	35,309
	Washington	2,715	230	13,655	3,249	5,880	0	549	26,278
	Wilbur Wright	1,729	129	2,223	6,397	12,323	0	206	23,007
507	Danville	40	9	372	76	4,160	0	0	4,657
502	DuPage	4,930	86	1,645	3,789	42,360	19	1,521	54,350
509	Elgin	694	41	692	3,214	11,917	2	0	16,560
512	Harper	2,008	60	703	2,848	21,162	629	0	27,410
540	Heartland	106	18	378	84	4,246	5	0	4,837
519	Highland	85	16	422	94	7,081	2	0	7,700
514	Illinois Central	266	55	1,457	217	16,708	11	397	19,112
529	Illinois Eastern	(78)	(27)	(336)	(292)	(24,228)	(84)	(0)	(25,045)
	Frontier	21	6	0	8	6,666	1	0	6,702
	Lincoln Trail	6	3	250	25	1,717	12	0	2,013
	Olney Central	11	3	19	10	2,179	19	0	2,241
	Wabash	40	15	67	249	13,666	52	0	14,089
513	Illinois Valley	74	10	175	252	6,033	4	0	6,548
525	Joliet	224	36	1,290	999	13,396	12	0	15,957
520	Kankakee	121	23	1,236	296	8,197	16	0	9,889
501	Kaskaskia	54	35	462	83	5,038	2	0	5,674
523	Kishwaukee	198	22	413	604	4,532	20	0	5,789
532	Lake County	978	96	1,894	2,949	17,460	796	0	24,173
517	Lake Land	64	26	705	112	8,329	9	0	9,245
536	Lewis & Clark	68	28	482	69	8,049	24	0	8,720
526	Lincoln Land	135	35	1,160	162	17,199	30	0	18,721
530	Logan	260	21	633	98	8,184	6	0	9,202
528	McHenry	98	8	21	835	8,751	21	0	9,734
524	Moraine Valley	339	157	961	1,058	19,516	565	0	22,596
527	Morton	152	10	31	3,010	3,475	223	0	6,901
535	Oakton	3,596	66	1,035	1,280	20,920	0	0	26,897
505	Parkland	543	54	1,803	346	11,198	449	0	14,393
515	Prairie State	125	17	2,531	855	5,111	11	1,238	9,888
521	Rend Lake	32	10	343	97	8,628	0	0	9,110
537	Richland	58	19	930	53	5,682	4	0	6,746
511	Rock Valley	323	53	858	605	12,032	44	0	13,915
518	Sandburg	23	22	435	137	4,956	24	0	5,597
506	Sauk Valley	51	25	51	274	4,108	2	0	4,511
531	Shawnee	47	7	495	23	3,319	0	0	3,891
510	South Suburban	197	70	5,715	1,229	9,954	203	0	17,368
533	Southeastern	26	24	1,461	272	4,355	6	0	6,144
534	Spoon River	83	8	184	27	3,622	35	0	3,959
601	State Community	6	0	1,658	1	38	0	0	1,703
504	Triton	1,252	80	4,413	3,321	22,738	59	0	31,863
516	Waubensee	138	78	625	2,449	8,105	3	0	11,398
539	Wood	28	6	106	21	3,889	18	0	4,068
TOTALS		30,310	2,644	101,155	81,992	457,902	3,444	4,796	682,243

SOURCE OF DATA: Annual Enrollment & Completion Data (A1)

Illinois Community College Board
Table III-6
HIGHEST DEGREE PREVIOUSLY EARNED FOR FISCAL YEAR 1995
ILLINOIS PUBLIC COMMUNITY COLLEGE STUDENTS

Dist. No.	District	GED	High School Diploma	Some College	Certificate	Assoc Degree	Bach Degree	Masters Degree	1st Prof* Degree	Doctoral Degree	Unknown/ Other	Total
522	Belleville	1,448	14,991	0	1,123	1,281	1,224	464	17	52	2,809	23,409
503	Black Hawk	1,202	7,405	761	368	533	679	194	4	21	3,359	14,526
508	Chicago	(5,729)	(52,922)	(0)	(0)	(91)	(391)	(68)	(1)	(7)	(100,828)	(160,037)
	Daley	725	6,622	0	0	11	19	3	0	0	9,485	16,865
	Kennedy-King	521	3,442	0	0	8	22	3	0	0	10,638	14,634
	Malcolm X	706	4,050	0	0	16	53	5	0	3	26,163	30,996
	Olive-Harvey	525	4,590	0	0	5	5	2	0	0	7,821	12,948
	Truman	950	11,521	0	0	2	20	1	0	1	22,814	35,309
	Washington	1,434	12,850	0	0	36	171	36	1	3	11,747	26,278
	Wright	868	9,847	0	0	13	101	18	0	0	12,160	23,007
507	Danville	412	2,611	0	150	186	142	34	3	3	1,116	4,657
502	DuPage	590	31,326	3,008	33	2,096	7,007	2,035	69	251	7,935	54,350
509	Elgin	250	4,761	4	106	439	9	2	0	0	10,989	16,560
512	Harper	0	10,604	0	43	293	1,490	235	0	31	14,714	27,410
540	Heartland	267	3,447	0	46	321	249	41	0	6	460	4,837
519	Highland	360	4,500	165	167	557	546	128	8	19	1,250	7,700
514	Illinois Central	871	9,361	2,676	557	2,350	951	219	0	16	2,111	19,112
529	Illinois Eastern	(889)	(10,518)	(0)	(454)	(817)	(356)	(60)	(8)	(9)	(11,934)	(25,045)
	Frontier	127	925	0	45	118	10	3	0	3	5,471	6,702
	Lincoln Trail	57	755	0	12	27	6	5	1	0	1,150	2,013
	Olney Central	89	961	0	10	42	6	5	0	3	1,125	2,241
	Wabash Valley	616	7,877	0	387	630	334	47	7	3	4,188	14,089
513	Illinois Valley	0	3	0	155	206	250	83	4	8	5,839	6,548
525	Joliet	403	10,209	0	0	34	61	13	0	2	5,235	15,957
520	Kankakee	496	4,377	0	396	354	351	117	6	15	3,777	9,889
501	Kaskaskia	0	4,190	532	0	0	0	0	0	0	952	5,674
523	Kishwaukee	56	502	3,378	176	406	210	40	6	6	1,009	5,789
532	Lake County	887	14,465	0	740	499	1,604	454	113	67	5,344	24,173
517	Lake Land	994	5,328	0	411	1,065	492	104	1	6	844	9,245
536	Lewis & Clark	344	3,640	1,884	270	414	297	64	7	8	1,792	8,720
526	Lincoln Land	597	7,590	9,490	25	559	130	31	1	13	285	18,721
530	Logan	81	3	3	131	317	11	1	0	0	8,655	9,202
528	McHenry	209	4,137	1,333	483	976	507	132	3	22	1,932	9,734
524	Moraine Valley	592	12,376	2,995	267	643	846	164	20	72	4,621	22,596
527	Morton	220	2,261	210	54	171	155	61	2	5	3,762	6,901
535	Oakton	318	8,631	5,680	350	506	2,631	705	0	108	7,968	26,897
505	Parkland	749	8,947	0	214	572	1,054	315	23	49	2,470	14,393
515	Prairie State	252	3,183	711	201	145	299	101	4	12	4,980	9,888
521	Rend Lake	781	4,665	0	224	549	706	156	12	24	1,993	9,110
537	Richland	927	5,022	0	67	581	80	11	0	0	57	6,746
511	Rock Valley	682	7,112	2,486	469	896	144	23	0	3	2,100	13,915
518	Sandburg	64	2,147	1	155	278	40	9	2	2	2,899	5,597
506	Sauk Valley	207	2,632	291	322	551	118	34	8	5	343	4,511
531	Shawnee	265	2,184	301	130	145	118	51	7	8	682	3,891
510	South Suburban	31	8,397	1,683	491	1,113	406	56	2	6	5,183	17,368
533	Southeastern	1,100	2,202	388	187	196	116	29	4	2	1,920	6,144
534	Spoon River	530	396	345	108	304	95	32	3	4	2,142	3,959
601	State Community	0	0	1,123	575	0	0	0	0	0	5	1,703
504	Triton	721	10,345	0	859	1,749	0	0	0	0	18,189	31,863
516	Waubensee	434	6,849	0	285	557	624	128	18	13	2,490	11,398
539	Wood	198	1,895	749	158	123	168	43	5	7	722	4,068
TOTALS		24,157	296,134	40,197	10,950	22,873	24,557	6,437	361	882	255,695	682,243

*Dental, Law, Medical, Pharmacy, Theology, Veterinary, etc.

SOURCE OF DATA: A1 Submission

Illinois Community College Board
Table III-7
SUMMARY OF TRANSFER AND GENERAL STUDIES DEGREES AND CERTIFICATES
AWARDED IN FISCAL YEAR 1995

Dist. No.	District/College	Associate in Arts	Associate in Science	Associate in Arts and Science	Associate in Engineering Science	Associate in Liberal Studies & General Ed	Gen Studies Certificates	Grand Total Graduates in Transfer and General Studies Areas
522	Belleville	402	322	0	0	0	0	724
503	Black Hawk	290	52	0	0	28	0	370
508	Chicago	(616)	(457)	(0)	(0)	(198)	(1)	(1,272)
	Daley	157	48	0	0	2	0	207
	Kennedy-King	58	32	0	0	17	0	107
	Malcolm X	40	61	0	0	9	0	110
	Olive-Harvey	98	29	0	0	14	0	141
	Truman	46	195	0	0	43	0	284
	Washington	91	16	0	0	68	1	176
	Wilbur Wright	126	76	0	0	45	0	247
507	Danville	46	60	0	0	0	0	106
502	DuPage	896	240	0	0	56	2	1,194
509	Elgin	223	214	0	0	4	0	441
512	Harper	703	183	0	0	0	0	886
540	Heartland	111	30	0	0	0	0	141
519	Highland	42	95	0	0	4	2	143
514	Illinois Central	0	0	633	18	96	0	747
529	Illinois Eastern	(24)	(338)	(0)	(0)	(36)	(0)	(398)
	Frontier	0	43	0	0	3	0	46
	Lincoln Trail	13	80	0	0	21	0	114
	Olney Central	6	126	0	0	7	0	139
	Wabash	5	89	0	0	5	0	99
513	Illinois Valley	202	84	0	1	97	0	384
525	Joliet	261	88	0	0	19	0	368
520	Kankakee	63	16	0	0	38	0	117
501	Kaskaskia	162	30	0	0	19	0	211
523	Kishwaukee	63	145	0	0	0	0	208
532	Lake County	331	216	0	0	0	1	548
517	Lake Land	50	162	0	0	13	0	225
536	Lewis & Clark	15	214	0	0	1	0	230
526	Lincoln Land	308	107	0	0	0	0	415
530	Logan	184	118	0	0	0	0	302
528	McHenry	15	205	0	0	13	0	233
524	Moraine Valley	475	275	0	0	0	0	750
527	Morton	79	28	0	0	51	0	158
535	Oakton	205	4	0	7	0	0	216
505	Parkland	145	153	0	0	19	0	317
515	Prairie State	167	48	0	0	0	1	216
521	Rend Lake	70	74	0	0	0	0	144
537	Richland	96	140	0	0	0	0	236
511	Rock Valley	368	102	0	0	4	0	474
518	Sandburg	54	43	0	0	15	0	112
506	Sauk Valley	47	123	0	0	9	0	179
531	Shawnee	96	45	0	0	5	0	146
510	South Suburban	76	104	0	0	0	0	180
533	Southeastern	82	71	0	0	30	0	183
534	Spoon River	75	42	0	0	25	0	142
601	State Community	41	25	0	0	0	0	66
504	Triton	131	141	0	0	20	0	292
516	Waubensee	54	242	0	0	7	5	308
539	Wood	36	49	0	0	3	0	88
TOTALS		7,304	5,085	633	26	810	12	13,870

SOURCE OF DATA: A1 Submission

Illinois Community College Board
Table III-8
SUMMARY OF OCCUPATIONAL DEGREES AND CERTIFICATES AWARDED
IN FISCAL YEAR 1995

Dist. No.	District/College	Associate in Applied Science	Certificates of One Year or More	Certificates of Less Than One Year	Vocational Skills Certificates	Total
522	Belleville	519	230	377	0	1,126
503	Black Hawk	250	149	75	0	474
508	Chicago	(1,080)	(662)	(1,562)	(55)	(3,359)
	Daley	199	12	17	0	228
	Kennedy-King	129	121	181	0	431
	Malcolm X	207	55	144	0	406
	Olive-Harvey	104	13	54	0	171
	Truman	153	215	147	54	569
	Washington	123	211	938	0	1,272
	Wilbur Wright	165	35	81	1	282
507	Danville	119	41	34	0	194
502	DuPage	480	275	563	0	1,318
509	Elgin	204	134	177	0	515
512	Harper	323	79	283	0	685
540	Heartland	30	7	0	1	38
519	Highland	72	14	10	3	99
514	Illinois Central	511	189	127	0	827
529	Illinois Eastern	(433)	(195)	(178)	(0)	(806)
	Frontier	12	13	69	0	94
	Lincoln Trail	60	22	38	0	120
	Olney Central	185	146	27	0	358
	Wabash	176	14	44	0	234
513	Illinois Valley	188	85	210	0	483
525	Joliet	328	40	80	0	448
520	Kankakee	178	70	2	0	250
501	Kaskaskia	236	186	26	0	448
523	Kishwaukee	113	16	104	0	233
532	Lake County	350	47	98	0	495
517	Lake Land	288	154	102	29	573
536	Lewis & Clark	209	68	158	0	435
526	Lincoln Land	302	63	375	0	740
530	Logan	200	123	8	0	331
528	McHenry	43	53	185	0	281
524	Moraine Valley	352	72	148	0	572
527	Morton	142	25	45	0	212
535	Oakton	196	51	108	0	355
505	Parkland	412	112	10	0	534
515	Prairie State	178	89	30	0	297
521	Rend Lake	171	89	145	3	408
537	Richland	115	27	18	0	160
511	Rock Valley	195	49	305	0	549
518	Sandburg	123	134	41	0	298
506	Sauk Valley	147	37	62	0	246
531	Shawnee	82	86	0	0	168
510	South Suburban	300	56	239	0	595
533	Southeastern	157	238	249	0	644
534	Spoon River	54	52	6	0	112
601	State Comm. College	47	22	9	0	78
504	Triton	528	250	123	0	901
516	Waubonsee	140	81	295	0	516
539	Wood	94	65	92	35	286
TOTALS		9,889	4,415	6,659	126	21,089

SOURCE OF DATA: A1 Submission

Illinois Community College Board
Table III-9
SUMMARY OF ADULT BASIC AND ADULT SECONDARY CERTIFICATES
AWARDED IN FISCAL YEAR 1995

Dist. No.	District/College	ABE	ASE		Total
			GED	Unspecified	
522	Belleville	46	0	0	46
503	Black Hawk	0	194	67	261
508	Chicago	(0)	(0)	(0)	(0)
	Daley	0	0	0	0
	Kennedy-King	0	0	0	0
	Malcolm X	0	0	0	0
	Olive-Harvey	0	1	0	1
	Truman	0	0	0	0
	Washington	0	0	0	0
	Wilbur Wright	0	0	0	0
507	Danville	0	0	0	0
502	DuPage	0	0	0	0
509	Elgin	0	0	0	0
512	Harper	0	57	0	57
540	Heartland	0	0	0	0
519	Highland	0	82	0	82
514	Illinois Central	0	0	0	0
529	Illinois Eastern	(0)	(0)	(0)	(0)
	Frontier	0	0	0	0
	Lincoln Trail	0	0	0	0
	Olney Central	0	0	0	0
	Wabash	0	0	0	0
513	Illinois Valley	0	41	0	41
525	Joliet	0	0	0	0
520	Kankakee	0	40	0	40
501	Kaskaskia	0	102	0	102
523	Kishwaukee	0	149	0	149
532	Lake County	0	27	0	27
517	Lake Land	0	0	0	0
536	Lewis & Clark	0	0	0	0
526	Lincoln Land	0	0	0	0
530	Logan	21	0	4	25
528	McHenry	0	0	124	124
524	Moraine Valley	0	25	0	25
527	Morton	0	61	0	61
535	Oakton	0	0	0	0
505	Parkland	0	0	0	0
515	Prairie State	0	0	0	0
521	Rend Lake	146	40	1	187
537	Richland	0	111	1	112
511	Rock Valley	0	0	0	0
518	Sandburg	0	70	0	70
506	Sauk Valley	0	0	0	0
531	Shawnee	0	0	0	0
510	South Suburban	6	248	0	254
533	Southeastern	1	41	0	42
534	Spoon River	0	0	0	0
601	State Community	0	0	0	0
504	Triton	0	17	0	17
516	Waubensee	0	0	0	0
539	Wood	0	70	0	70
TOTALS		220	1,376	197	1,793

SOURCE OF DATA: A1 Submission

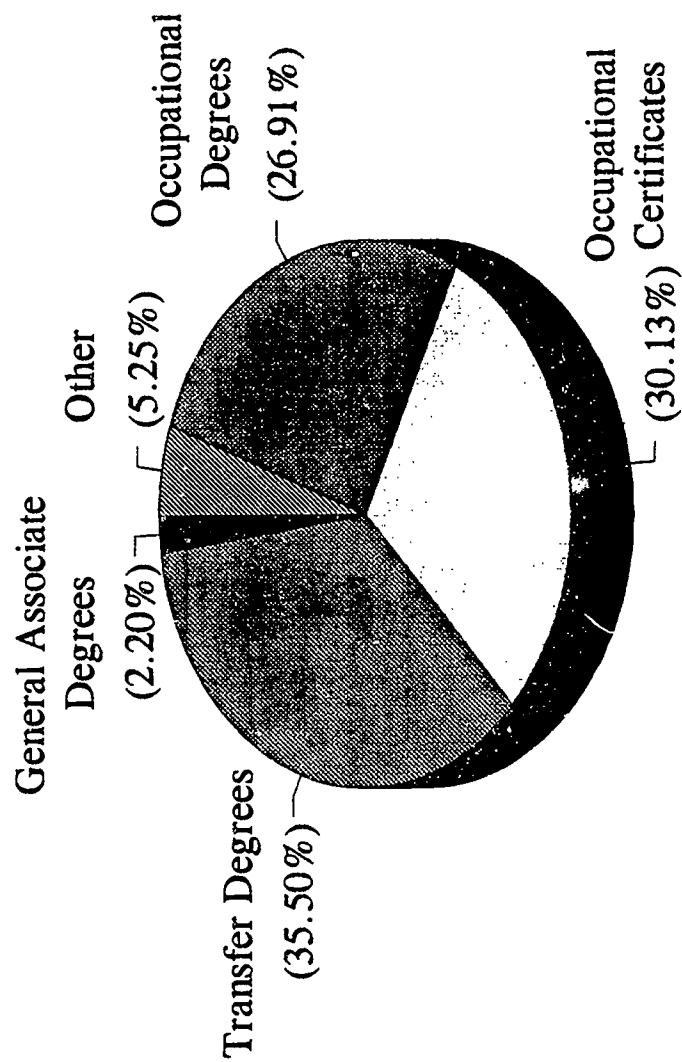


Figure 3. FY 1995 Annual Duplicated Completers
in Broad Program Categories

Illinois Community College Board
Table III-10
ANNUAL DUPLICATED COMPLETERS BY ACADEMIC PROGRAM BY COLLEGE
FOR FISCAL YEAR 1995

Dist. No	District/College	Associate in General Studies	Associate in Arts	Associate in Science	Associate in Arts & Science	Associate in Engineering Science	Agricultural Business & Mgmt. General 12 010101	Agricultural Mechanics, General 12 010201	Agricultural Production, General 12 010301	Animal Production 12 010302	Agricultural Supplies 12 010501
522	Belleville	0	402	322	0	0	0	0	0	0	0
503	Black Hawk	28	290	52	0	0	13	0	7	28	0
508	Chicago	(198)	(616)	(457)	(0)	(0)	(0)	(0)	(0)	(0)	(0)
	Daley	2	157	48	0	0	0	0	0	0	0
	Kennedy-King	17	58	32	0	0	0	0	0	0	0
	Malcolm X	9	40	61	0	0	0	0	0	0	0
	Olive-Harvey	14	98	29	0	0	0	0	0	0	0
	Truman	43	46	195	0	0	0	0	0	0	0
	Washington	68	91	16	0	0	0	0	0	0	0
	Wright	45	126	76	0	0	0	0	0	0	0
507	Danville	0	46	60	0	0	1	0	0	0	0
502	DuPage	56	896	240	0	0	0	0	0	0	0
509	Elgin	4	223	214	0	0	0	0	0	0	0
512	Harper	0	703	183	0	0	0	0	0	0	0
540	Heartland	0	111	30	0	0	0	0	0	0	0
519	Highland	4	42	95	0	0	2	0	1	0	0
514	Illinois Central	96	0	0	633	18	5	11	0	0	0
529	Illinois Eastern	(36)	(24)	(338)	(0)	(0)	(14)	(0)	(13)	(0)	(0)
	Frontier	3	0	43	0	0	0	0	0	0	0
	Lincoln Trail	21	13	80	0	0	0	0	0	0	0
	Olney Central	7	6	126	0	0	0	0	0	0	0
	Wabash Valley	5	5	89	0	0	14	0	13	0	0
513	Illinois Valley	97	202	84	0	1	0	1	3	0	3
525	Joliet	19	261	88	0	0	12	0	1	0	0
520	Kankakee	38	63	16	0	0	3	0	0	0	0
501	Kaskaskia	19	162	30	0	0	8	0	0	0	0
523	Kishwaukee	0	63	145	0	0	1	3	0	1	0
532	Lake County	0	331	216	0	0	0	0	0	0	0
517	Lake Land	13	50	162	0	0	14	27	10	1	0
536	Lewis & Clark	1	15	214	0	0	0	0	0	0	0
526	Lincoln Land	0	308	107	0	0	0	0	4	0	0
530	Logan	0	184	118	0	0	0	0	0	0	0
528	McHenry	13	15	205	0	0	1	0	0	0	0
524	Moraine Valley	0	475	275	0	0	0	0	0	0	0
527	Morton	51	79	28	0	0	0	0	0	0	0
535	Oakton	0	205	4	0	7	0	0	0	0	0
505	Parkland	19	145	153	0	0	14	0	0	4	0
515	Prairie State	0	167	48	0	0	0	0	0	0	0
521	Rend Lake	0	70	74	0	0	6	7	3	0	0
537	Richland	0	96	140	0	0	0	0	0	0	1
511	Rock Valley	4	368	102	0	0	0	0	0	0	0
518	Sandburg	15	54	43	0	0	0	0	2	0	5
506	Sauk Valley	9	47	123	0	0	0	0	0	0	0
531	Shawnee	5	96	45	0	0	1	0	0	0	0
510	South Suburban	0	76	104	0	0	0	0	0	0	0
533	Southeastern	30	82	71	0	0	0	1	0	0	0
534	Spoon River	25	75	42	0	0	0	11	5	0	0
601	State Community	0	41	25	0	0	0	0	0	0	0
504	Triton	20	131	141	0	0	0	0	0	0	0
516	Waubensee	7	54	242	0	0	0	0	0	0	0
539	Wood	1	36	49	0	0	8	0	0	14	0
	Total	810	7304	5085	633	26	103	61	49	48	9

SOURCE OF DATA. A1 Submission

Illinois Community College Board
Table III-10
ANNUAL DUPLICATED COMPLETERS BY ACADEMIC PROGRAM BY COLLEGE
FOR FISCAL YEAR 1995

Dist. No	District/College	Horticulture & Care 12 010607	Horticulture, General 12 010601	Arborealiculture 12 010602	Ornamental Horticulture 12 010603	Greenhouse Operations/Mgmt 12 010604	Landscaping 12 010605	Nursery Operations/Mgmt 12 010606	Turf Management 12 010607	Parks & Grounds Management 12 010610	Forestry Production/Processing General 12 030401
522	Belleville	0	16	0	0	0	0	0	0	0	0
503	Black Hawk	6	9	0	0	0	0	0	0	0	0
508	Chicago	(0)	(0)	(0)	(0)	(0)	(0)	(0)	(0)	(0)	(0)
	Daley	0	0	0	0	0	0	0	0	0	0
	Kennedy-King	0	0	0	0	0	0	0	0	0	0
	Malcolm X	0	0	0	0	0	0	0	0	0	0
	Olive-Harvey	0	0	0	0	0	0	0	0	0	0
	Truman	0	0	0	0	0	0	0	0	0	0
	Washington	0	0	0	0	0	0	0	0	0	0
	Wright	0	0	0	0	0	0	0	0	0	0
507	Danville	0	0	0	8	0	13	0	0	0	0
502	DuPage	0	12	0	6	1	0	1	0	0	0
509	Elgin	0	0	0	0	0	0	0	0	0	0
512	Harper	0	8	1	13	0	4	0	1	6	0
540	Heartland	0	0	0	0	0	0	0	0	0	0
519	Highland	0	0	0	0	0	0	0	0	0	0
514	Illinois Central	0	23	0	0	0	1	0	0	0	0
529	Illinois Eastern	(0)	(4)	(0)	(0)	(0)	(0)	(0)	(0)	(1)	(0)
	Frontier	0	0	0	0	0	0	0	0	0	0
	Lincoln Trail	0	4	0	0	0	0	0	0	0	0
	Olney Central	0	0	0	0	0	0	0	0	0	0
	Wabash Valley	0	0	0	0	0	0	0	0	1	0
513	Illinois Valley	0	0	0	0	0	0	0	0	0	0
525	Joliet	0	32	0	6	3	0	4	0	0	0
520	Kankakee	0	0	0	0	0	0	0	0	0	0
501	Kaskaskia	0	6	0	0	0	0	0	0	0	0
523	Kishwaukee	0	2	0	6	7	7	2	9	0	0
532	Lake County	0	0	3	5	0	11	0	1	0	0
517	Lake Land	0	0	0	0	0	0	0	0	0	0
536	Lewis & Clark	0	0	0	0	0	0	0	0	0	0
526	Lincoln Land	0	0	0	0	0	1	0	0	0	0
530	Logan	0	0	0	0	0	0	0	0	0	0
528	McHenry	0	5	0	5	0	1	0	0	0	0
524	Moraine Valley	0	0	0	0	0	0	0	0	0	0
527	Morton	0	0	0	0	0	0	0	0	0	0
535	Oakton	0	0	0	0	0	0	0	0	0	0
505	Parkland	0	0	0	0	0	0	0	0	0	0
515	Prairie State	0	0	0	0	0	0	0	0	0	0
521	Rend Lake	0	10	0	0	0	0	0	0	0	0
537	Richland	0	5	0	0	0	0	0	0	0	0
511	Rock Valley	0	0	0	0	0	0	0	0	0	0
518	Sandburg	0	0	0	0	0	0	0	0	0	0
506	Sauk Valley	0	0	0	0	0	0	0	0	0	0
531	Shawnee	0	0	0	0	0	0	0	0	0	0
510	South Suburban	0	0	0	0	0	0	0	0	0	0
533	Southeastern	0	11	1	0	24	8	0	0	0	9
534	Spoon River	0	0	0	0	0	0	0	0	0	0
601	State Community	0	0	0	0	0	0	0	0	0	0
504	Triton	0	0	0	0	2	9	0	0	0	0
516	Waubensee	0	0	0	0	0	0	0	0	0	0
539	Wood	0	0	0	0	0	0	0	0	0	0
	Total	6	143	15	49	37	55	22	11	7	9

SOURCE OF DATA: A1 Submission

Illinois Community College Board
Table III-10
ANNUAL DUPLICATED COMPLETERS BY ACADEMIC PROGRAM BY COLLEGE
FOR FISCAL YEAR 1995

Dist. No.	District/College	Wildlife Management 12 030601	Fashion Merchandising 12 080102	Entrepreneurship 12 080301	Financial Services Marketing Operations 12 080401	Industrial Marketing 12 080702	Retailing 12 080705	General Marketing/Sales 12 080706	General Distribution Operations 12 080709	Recreation Products/Services Marketing Operations 12 080903	Insurance Marketing Operations 12 081001
522	Belleville	0	0	0	0	0	1	6	0	0	0
503	Black Hawk	0	1	0	0	0	3	0	0	0	0
508	Chicago	(0)	(0)	(0)	(0)	(0)	(1)	(36)	(0)	(0)	(0)
	Daley	0	0	0	0	0	0	1	0	0	0
	Kennedy-King	0	0	0	0	0	0	0	0	0	0
	Malcolm X	0	0	0	0	0	0	1	0	0	0
	Olive-Harvey	0	0	0	0	0	0	3	0	0	0
	Truman	0	0	0	0	0	0	1	0	0	0
	Washington	0	0	0	0	0	1	15	0	0	0
	Wright	0	0	0	0	0	0	15	0	0	0
507	Danville	0	0	0	0	0	0	23	0	0	0
502	DuPage	0	0	0	0	0	0	15	29	0	0
509	Elgin	0	0	0	0	0	1	3	0	0	0
512	Harper	0	3	0	0	6	2	7	27	0	2
540	Heartland	0	0	0	0	0	0	0	0	0	0
519	Highland	0	0	0	0	0	0	0	0	0	0
514	Illinois Central	0	0	0	0	0	0	9	1	0	0
529	Illinois Eastern	(0)	(0)	(0)	(0)	(0)	(16)	(5)	(0)	(0)	(0)
	Frontier	0	0	0	0	0	0	0	0	0	0
	Lincoln Trail	0	0	0	0	0	0	0	0	0	0
	Olney Central	0	0	0	0	0	0	0	0	0	0
	Wabash Valley	0	0	0	0	0	16	5	0	0	0
513	Illinois Valley	0	0	0	0	0	0	8	0	0	0
525	Joliet	0	5	0	0	0	1	12	0	0	0
520	Kankakee	0	0	0	0	0	0	2	0	0	0
501	Kaskaskia	0	0	0	0	0	1	0	0	0	0
523	Kishwaukee	0	0	0	0	0	0	0	0	0	0
532	Lake County	0	0	0	0	0	4	10	0	0	0
517	Lake Land	0	0	0	0	0	8	0	0	0	0
536	Lewis & Clark	0	0	0	0	0	0	0	0	0	0
526	Lincoln Land	0	0	0	0	0	0	6	0	0	0
530	Logan	0	6	0	0	0	0	13	0	0	0
528	McHenry	0	0	0	0	0	1	1	0	0	0
524	Moraine Valley	0	1	0	0	0	3	0	1	4	0
527	Morton	0	0	0	0	0	0	1	0	0	0
535	Oakton	0	0	0	0	0	0	3	2	0	0
505	Parkland	0	0	0	0	0	2	6	2	0	0
515	Prairie State	0	0	0	0	0	0	2	0	0	0
521	Rend Lake	0	0	0	0	0	0	0	0	0	0
537	Richland	0	0	0	0	0	0	0	0	0	0
511	Rock Valley	0	0	0	0	0	0	6	0	0	0
518	Sandburg	0	0	0	0	0	0	3	0	0	0
506	Sauk Valley	0	0	0	0	0	0	8	0	0	0
531	Shawnee	0	0	0	0	0	0	0	0	0	0
510	South Suburban	0	0	1	0	0	0	6	0	0	0
533	Southeastern	4	0	0	0	0	0	0	0	0	0
534	Spoon River	0	0	0	0	0	0	0	0	0	0
601	State Community	0	0	0	0	0	0	0	0	0	0
504	Triton	0	2	0	1	0	0	5	3	0	0
516	Waubensee	0	1	0	0	0	0	0	0	0	0
539	Wood	0	0	0	0	0	0	1	0	0	0
	Total	4	19	1	1	6	44	191	65	4	2

SOURCE OF DATA: AI Submission

78

Illinois Community College Board

Table III-10

ANNUAL DUPLICATED COMPLETERS BY ACADEMIC PROGRAM BY COLLEGE
FOR FISCAL YEAR 1995

Dist. No	District/College	Travel Services Marketing 12 081105	Advertising 12 090201	Print Journalism 12 090401	Public Relations 12 090501	Radio/Television General 12 090701	Educational Media Technology 12 100101	Radio/Television Production 12 100104	Funeral Services 12 120301	Cosmetology 12 120403	Baker/Pastry Chef 12 120501
522	Belleville	0	0	0	0	0	0	0	0	13	0
503	Black Hawk	0	0	0	0	0	0	0	0	0	0
508	Chicago	(11)	(0)	(0)	(0)	(35)	(0)	(0)	(26)	(99)	(0)
	Daley	0	0	0	0	0	0	0	0	0	0
	Kennedy-King	0	0	0	0	35	0	0	0	0	0
	Malcolm X	0	0	0	0	0	0	0	26	0	0
	Olive-Harvey	0	0	0	0	0	0	0	0	0	0
	Truman	0	0	0	0	0	0	0	0	99	0
	Washington	11	0	0	0	0	0	0	0	0	0
	Wright	0	0	0	0	0	0	0	0	0	0
507	Danville	0	0	0	0	0	0	0	0	0	0
502	DuPage	338	0	0	0	0	5	0	0	0	9
509	Elgin	9	0	0	0	0	0	0	0	0	6
512	Harper	0	0	2	0	0	0	0	0	0	2
540	Heartland	0	0	0	0	0	0	0	0	0	0
519	Highland	0	0	0	0	0	0	0	0	7	0
514	Illinois Central	0	0	0	0	0	0	0	0	0	0
529	Illinois Eastern	(0)	(0)	(0)	(0)	(9)	(0)	(0)	(0)	(13)	(0)
	Frontier	0	0	0	0	0	0	0	0	0	0
	Lincoln Trail	0	0	0	0	0	0	0	0	0	0
	Olney Central	0	0	0	0	0	0	0	0	8	0
	Wabash Valley	0	0	0	0	9	0	0	0	5	0
513	Illinois Valley	0	0	0	0	0	0	0	0	0	0
525	Joliet	0	0	0	0	0	0	0	0	0	0
520	Kankakee	0	0	0	0	0	0	0	0	0	0
501	Kaskaskia	0	0	0	0	0	0	0	0	20	0
523	Kishwaukee	0	0	0	0	0	0	0	0	0	0
532	Lake County	0	0	0	0	0	0	0	0	0	0
517	Lake Land	0	0	0	0	0	0	0	0	23	0
536	Lewis & Clark	0	0	0	0	4	0	0	0	0	0
526	Lincoln Land	0	0	0	0	0	0	0	0	0	0
530	Logan	9	0	0	0	0	0	0	0	15	0
528	McHenry	0	0	0	0	0	0	0	0	0	0
524	Moraine Valley	25	0	0	0	0	0	0	0	0	1
527	Morton	0	0	0	0	0	0	0	0	0	0
535	Oakton	0	0	0	0	0	0	0	0	0	0
505	Parkland	12	1	0	1	2	0	1	0	0	0
515	Prairie State	0	0	0	0	0	0	0	0	0	0
521	Rend Lake	0	0	0	0	0	0	0	0	0	0
537	Richland	0	0	0	0	0	0	0	0	0	0
511	Rock Valley	0	0	0	0	0	0	0	0	0	0
518	Sandburg	0	0	0	0	0	0	0	0	18	0
506	Sauk Valley	0	0	0	0	0	0	0	0	0	0
531	Shawnee	0	0	0	0	0	0	0	0	5	0
510	South Suburban	0	0	0	0	0	0	0	0	0	0
533	Southeastern	0	0	0	0	0	0	0	0	22	0
534	Spoon River	0	0	0	0	0	0	0	0	0	0
601	State Community	0	0	0	0	0	0	0	0	0	0
504	Triton	0	0	0	0	0	0	0	0	0	0
516	Waubensee	2	0	0	0	0	0	0	0	0	0
539	Wood	2	0	0	0	0	0	15	0	2	0
	Total	406	1	2	1	50	5	16	26	244	18

SOURCE OF DATA: A1 Submission

BEST COPY AVAILABLE

79

Illinois Community College Board

Table III-10

ANNUAL DUPLICATED COMPLETERS BY ACADEMIC PROGRAM BY COLLEGE
FOR FISCAL YEAR 1995

Dist No	District/College	Culinary Arts/Chef Training 12 120503	Food & Beverage/Restaurant Operations Manager 12 120504	Waiter/Waitress & Dining Room Manager 12 120507	Teacher Assistant/Aide 12 131501	Civil Technology 12 150201	Computer Technology 12 150301	Electronic Technology 12 150303	Telecommunication Electronics Technology 12 150310	Biomedical Equipment Technology 12 150401	Computer Servicing Technology 12 150402
522	Belleville	0	8	0	0	0	0	0	0	0	0
503	Black Hawk	4	2	0	0	3	0	0	0	0	6
508	Chicago	(54)	(13)	(0)	(5)	(0)	(0)	(0)	(5)	(0)	(12)
	Daley	0	0	0	0	0	0	0	5	0	3
	Kennedy-King	9	13	0	1	0	0	0	0	0	0
	Malcolm X	0	0	0	4	0	0	0	0	0	0
	Olive-Harvey	0	0	0	0	0	0	0	0	0	9
	Truman	0	0	0	0	0	0	0	0	0	0
	Washington	45	0	0	0	0	0	0	0	0	0
	Wright	0	0	0	0	0	0	0	0	0	0
507	Danville	0	0	0	0	0	0	0	0	0	0
502	DuPage	2	6	0	0	0	0	20	0	0	22
509	Elgin	9	3	0	0	0	0	7	0	0	0
512	Harper	1	5	0	0	0	0	1	0	0	2
540	Heartland	0	0	0	0	0	0	0	0	0	0
519	Highland	0	1	0	0	0	0	0	0	0	0
514	Illinois Central	11	0	0	0	0	0	38	0	0	0
529	Illinois Eastern	(21)	(0)	(0)	(8)	(0)	(0)	(70)	(0)	(0)	(0)
	Frontier	0	0	0	7	0	0	0	0	0	0
	Lincoln Trail	21	0	0	1	0	0	0	0	0	0
	Olney Central	0	0	0	0	0	0	0	0	0	0
	Wabash Valley	0	0	0	0	0	0	70	0	0	0
513	Illinois Valley	12	0	0	0	0	0	7	0	0	0
525	Joliet	25	3	0	10	0	0	6	0	0	0
520	Kankakee	0	0	0	0	0	0	8	0	0	0
501	Kaskaskia	1	0	0	1	0	0	49	0	0	0
523	Kishwaukee	0	0	0	0	0	0	0	0	0	0
532	Lake County	3	2	0	0	4	0	12	0	0	0
517	Lake Land	0	0	0	0	21	0	6	1	0	0
536	Lewis & Clark	0	2	0	5	0	0	0	0	0	0
526	Lincoln Land	31	0	0	1	1	0	37	0	0	0
530	Logan	0	0	0	0	0	0	9	0	0	0
528	McHenry	0	0	0	1	0	0	21	0	0	0
524	Moraine Valley	0	9	0	5	0	0	3	0	0	0
527	Morton	0	0	0	0	0	0	3	5	0	0
535	Oakton	0	6	0	0	0	0	11	0	2	0
505	Parkland	0	0	0	0	0	0	2	0	0	5
515	Prairie State	0	0	0	2	0	0	6	0	0	0
521	Rend Lake	21	0	0	0	0	12	5	0	0	0
537	Richland	0	0	0	0	0	0	0	0	1	0
511	Rock Valley	0	0	0	0	0	0	3	0	0	0
518	Sandburg	0	0	0	0	0	0	5	0	0	0
506	Sauk Valley	0	0	0	0	0	0	7	0	0	0
531	Shawnee	2	4	0	1	0	0	9	0	0	0
510	South Suburban	0	0	0	3	0	0	39	0	16	0
533	Southeastern	8	0	0	0	0	0	0	0	0	0
534	Spoon River	0	0	0	0	0	0	14	0	0	0
601	State Community	0	0	0	0	0	0	0	0	0	0
504	Triton	5	2	2	0	0	0	2	0	0	11
516	Waubesa	0	0	0	0	0	0	34	0	0	0
539	Wood	0	0	0	0	0	0	0	0	0	0
	Total	210	66	2	42	29	12	434	11	19	58

SOURCE OF DATA: A1 Submission

80

BEST COPY AVAILABLE

Illinois Community College Board

Table III-10

ANNUAL DUPLICATED COMPLETERS BY ACADEMIC PROGRAM BY COLLEGE
FOR FISCAL YEAR 1995

Dist No	District/College	Electromechanical Technology 12 150403	Instrumentation Technology 12 150404	Robotics Technology 12 150405	Fluid Power Technology 12 150410	Automated Manufacturing Technology 12 150411	Energy Conservation/Use Technology 12 150503	Water/Wastewater Technology 12 150506	Environmental & Pollution Tech/Technician 12 150507	Industrial Technology 12 150603	Plastic Technology 12 150607
522	Belleville	0	0	0	0	0	0	0	0	1	0
503	Black Hawk	12	6	1	0	1	0	0	3	0	0
508	Chicago	(0)	(0)	(0)	(0)	(0)	(0)	(0)	(0)	(0)	(0)
	Daley	0	0	0	0	0	0	0	0	0	0
	Kennedy-King	0	0	0	0	0	0	0	0	0	0
	Malcolm X	0	0	0	0	0	0	0	0	0	0
	Olive-Harvey	0	0	0	0	0	0	0	0	0	0
	Truman	0	0	0	0	0	0	0	0	0	0
	Washington	0	0	0	0	0	0	0	0	0	0
	Wright	0	0	0	0	0	0	0	0	0	0
507	Danville	0	0	0	0	0	0	0	0	4	0
502	DuPage	0	0	1	0	0	0	0	0	1	7
509	Elgin	0	0	0	0	4	0	0	0	0	2
512	Harper	2	0	0	0	3	0	0	0	0	0
540	Heartland	0	0	0	0	0	0	0	0	0	0
519	Highland	0	0	0	0	0	0	0	0	3	0
514	Illinois Central	0	0	3	0	0	0	0	0	7	0
529	Illinois Eastern	(0)	(0)	(0)	(0)	(0)	(0)	(0)	(0)	(0)	(0)
	Frontier	0	0	0	0	0	0	0	0	0	0
	Lincoln Trail	0	0	0	0	0	0	0	0	0	0
	Olney Central	0	0	0	0	0	0	0	0	0	0
	Wabash Valley	0	0	0	0	0	0	0	0	0	0
513	Illinois Valley	0	0	2	0	0	0	0	0	0	4
525	Joliet	0	0	0	0	0	0	0	0	8	0
520	Kankakee	0	0	0	0	0	0	0	0	0	0
501	Kaskaskia	0	0	3	0	0	0	0	0	0	0
523	Kishwaukee	0	0	0	0	1	0	0	0	0	0
532	Lake County	0	0	0	0	10	0	1	0	0	0
517	Lake Land	3	0	0	0	0	0	0	0	0	0
536	Lewis & Clark	0	0	0	0	0	0	0	0	0	0
526	Lincoln Land	0	0	0	0	0	0	0	0	0	0
530	Logan	0	0	0	0	4	0	0	0	0	0
528	McHenry	0	0	0	0	0	0	0	0	1	0
524	Moraine Valley	0	5	0	0	2	2	0	0	0	0
527	Morton	0	0	0	0	0	0	0	0	0	0
535	Oakton	0	0	0	0	0	0	0	0	0	0
505	Parkland	0	0	0	0	0	0	0	0	0	0
515	Prairie State	0	0	0	0	0	0	0	0	1	0
521	Rend Lake	0	0	0	0	0	0	0	0	0	0
537	Richland	0	0	0	0	0	0	0	0	1	0
511	Rock Valley	0	0	0	1	0	0	0	0	4	0
518	Sandburg	0	0	0	0	0	0	0	0	0	0
506	Sauk Valley	0	0	0	0	0	0	0	0	0	0
531	Shawnee	0	0	0	0	0	0	0	0	0	0
510	South Sub-urban	0	0	0	0	0	0	0	0	0	0
533	Southeastern	0	0	0	0	0	0	0	0	0	0
534	Spoon River	0	0	0	0	0	0	0	0	0	0
601	State Community	0	0	0	0	0	0	0	0	0	0
504	Triton	0	0	3	0	8	0	0	0	0	0
516	Waubensee	0	0	7	0	0	0	0	2	0	0
539	Wood	0	0	0	0	0	0	0	0	0	0
	Total	17	11	20	1	33	2	1	5	31	13

SOURCE OF DATA A1 Submission

Illinois Community College Board
Table III-10
ANNUAL DUPLICATED COMPLETERS BY ACADEMIC PROGRAM BY COLLEGE
FOR FISCAL YEAR 1995

Dist. No	District/College	Metalurgical Technology/ Technician 12150611	Quality Control Technology 12150702	Mechanical Design Technology 12150805	Computer-Aided Design 12150810	Microprecision Technology 12150811	Mining Technology/Technician 12150901	Surveying 12151102	Child Care/Development 12200202	Fashion Design/Coordination 12200306	Administration/Management 12200402
522	Belleville	0	0	0	0	0	0	0	25	0	16
503	Black Hawk	0	0	2	13	0	0	0	24	0	0
508	Chicago	(0)	(0)	(0)	(2)	(0)	(0)	(0)	(163)	(0)	(745)
	Daley	0	0	0	0	0	0	0	15	0	0
	Kennedy-King	0	0	0	0	0	0	0	17	0	32
	Malcolm X	0	0	0	0	0	0	0	20	0	9
	Olive-Harvey	0	0	0	0	0	0	0	33	0	0
	Truman	0	0	0	0	0	0	0	58	0	0
	Washington	0	0	0	0	0	0	0	20	0	704
	Wright	0	0	0	2	0	0	0	0	0	0
507	Danville	0	0	0	4	0	0	0	2	0	0
502	DuPage	0	0	0	8	0	0	0	29	6	0
509	Elgin	1	0	0	28	0	0	0	1	0	0
512	Harper	0	0	2	2	0	0	0	32	7	0
540	Heartland	0	0	0	0	0	0	0	2	0	0
519	Highland	0	0	0	3	0	0	0	7	0	0
514	Illinois Central	0	0	10	1	0	0	0	28	0	0
529	Illinois Eastern	(3)	(3)	(0)	(2)	(0)	(1)	(0)	(7)	(0)	(0)
	Frontier	0	3	0	0	0	0	0	0	0	0
	Lincoln Trail	0	0	0	2	0	0	0	0	0	0
	Olney Central	3	0	0	0	0	0	0	0	0	0
	Wabash Valley	0	0	0	0	0	1	0	7	0	0
513	Illinois Valley	0	0	7	1	0	0	0	28	0	0
525	Joliet	0	0	4	0	0	0	0	0	0	0
520	Kankakee	0	0	0	3	0	0	0	10	0	0
501	Kaskaskia	0	0	0	2	0	0	0	7	0	0
523	Kishwaukee	0	9	0	24	0	0	0	7	0	0
532	Lake County	0	0	14	8	0	0	0	7	0	0
517	Lake Land	0	0	4	16	0	0	0	23	0	0
536	Lewis & Clark	0	0	0	11	0	0	0	9	0	0
526	Lincoln Land	0	0	0	0	0	0	1	7	0	0
530	Logan	0	0	0	4	0	0	0	12	0	0
528	McHenry	0	0	5	9	0	0	0	10	0	0
524	Moraine Valley	0	20	8	4	0	0	0	21	0	0
527	Morton	0	0	0	5	0	0	0	0	0	0
535	Oakton	0	0	5	18	0	0	0	29	0	0
505	Parkland	0	0	0	6	2	0	0	10	0	0
515	Prairie State	0	0	3	7	0	0	0	23	0	0
521	Rend Lake	0	0	0	0	0	0	0	7	0	0
537	Richland	0	0	0	0	0	0	0	17	0	0
511	Rock Valley	0	5	0	11	0	0	0	17	0	0
518	Sandburg	0	0	1	1	0	0	0	9	0	0
506	Sauk Valley	0	5	3	1	0	0	0	17	0	0
531	Shawnee	0	0	0	0	0	0	0	9	0	0
510	South Suburban	0	0	0	55	0	0	0	9	0	0
533	Southeastern	0	0	0	0	0	0	14	9	0	0
534	Spoon River	0	0	0	0	0	0	0	0	0	0
601	State Community	0	0	0	0	0	0	0	8	0	0
504	Triton	0	0	4	11	0	0	0	35	0	0
516	Waubesa	0	4	0	9	0	0	0	18	0	0
539	Wood	0	0	0	1	0	0	0	12	0	0
	Total	4	46	72	270	2	1	15	690	13	761

SOURCE OF DATA: A1 Submission

Illinois Community College Board
Table III-10
ANNUAL DUPLICATED COMPLETERS BY ACADEMIC PROGRAM BY COLLEGE
FOR FISCAL YEAR 1995

Dist No	District/College	Dietetic Aide/Assisting 12 200404	Home Furnishings/Equip Installers & Consultants, General 12 200501	Elder Care Provider/Conventions 12 200602	Custodial Services 12 200604	Legal Assisting 12 200103	Technical/Business Writing 12 231101	Library Assisting 12 250301	Parks, Recreation, & Leisure Facilities Mgmt 12 310301	Exercise Sciences/Physiology & Movement Studies 12 310505	Chemical Technology 12 410301
522	Belleville	0	0	0	0	0	0	0	0	0	1
503	Black Hawk	0	1	0	0	10	1	10	0	0	0
508	Chicago	(27)	(0)	(0)	(0)	(0)	(0)	(8)	(0)	(0)	(5)
	Daley	0	0	0	0	0	0	0	0	0	0
	Kennedy-King	0	0	0	0	0	0	0	0	0	0
	Malcolm X	27	0	0	0	0	0	0	0	0	0
	Olive-Harvey	0	0	0	0	0	0	0	0	0	0
	Truman	0	0	0	0	0	0	0	0	0	5
	Washington	0	0	0	0	0	0	0	0	0	0
	Wright	0	0	0	0	0	0	8	0	0	0
507	Danville	0	0	0	0	0	0	0	0	0	0
502	DuPage	0	27	2	0	0	0	28	3	0	0
509	Elgin	0	0	1	0	17	0	0	0	0	0
512	Harper	9	14	0	0	60	0	0	0	9	0
540	Heartland	0	0	0	0	0	0	0	0	0	0
519	Highland	0	0	0	0	0	0	0	0	0	0
514	Illinois Central	0	6	0	0	29	0	6	0	0	0
529	Illinois Eastern	(0)	(0)	(0)	(0)	(0)	(0)	(0)	(0)	(0)	(0)
	Frontier	0	0	0	0	0	0	0	0	0	0
	Lincoln Trail	0	0	0	0	0	0	0	0	0	0
	Olney Central	0	0	0	0	0	0	0	0	0	0
	Wabash Valley	0	0	0	0	0	0	0	0	0	0
513	Illinois Valley	0	0	0	31	0	0	0	0	0	0
525	Joliet	0	7	0	0	0	0	0	0	0	0
520	Kankakee	0	0	0	0	0	0	0	0	0	0
501	Kaskaskia	0	0	0	0	0	0	0	0	0	0
523	Kishwaukee	0	0	0	0	0	0	0	0	0	0
532	Lake County	0	0	0	0	0	5	5	0	0	9
517	Lake Land	0	0	0	0	0	0	0	0	0	0
536	Lewis & Clark	0	0	0	0	0	0	2	0	0	0
526	Lincoln Land	0	0	0	0	0	0	0	0	0	0
530	Logan	0	0	0	0	0	0	0	0	0	0
528	McHenry	0	0	0	0	0	0	0	0	0	0
524	Moraine Valley	0	0	0	0	0	0	0	0	0	0
527	Morton	0	0	0	0	0	0	0	0	0	0
535	Oakton	0	0	0	0	0	0	0	0	0	0
505	Parkland	0	0	0	0	0	0	0	0	0	0
515	Prairie State	0	7	0	0	0	0	0	0	0	0
521	Rend Lake	0	0	0	0	0	0	0	0	0	0
537	Richland	0	0	0	0	0	0	0	0	0	0
511	Rock Valley	0	0	0	0	0	1	1	0	0	0
518	Sandburg	0	0	0	38	0	0	0	0	0	0
506	Sauk Valley	0	0	0	0	0	0	0	0	0	0
531	Shawnee	0	0	0	0	0	0	0	0	0	0
510	South Suburban	0	0	0	0	24	0	0	0	0	0
533	Southeastern	0	0	0	0	0	0	0	0	0	0
534	Spoon River	0	0	0	0	0	0	0	0	0	0
601	State Community	0	0	0	0	0	0	0	0	0	0
504	Triton	0	3	0	0	0	0	0	0	0	0
516	Waubensee	0	0	0	0	0	0	0	0	0	0
530	Wood	2	0	0	0	0	0	0	0	0	0
	Total	38	65	3	69	140	7	60	3	9	15

SOURCE OF DATA: A1 Submission

Illinois Community College Board
Table III-10
ANNUAL DUPLICATED COMPLETERS BY ACADEMIC PROGRAM BY COLLEGE
FOR FISCAL YEAR 1995

Dist No	District/College	Corrections 12 430102	Law Enforcement/Police Science 12 430107	Security Services (Private) 12 430109	Fire Control/Safety Technology 12 430201	Fire Officer 12 430202	Firefighting 12 430203	Social Work/Social Service 12 440701	Mason & Tilesetter 12 460101	Carpentry 12 460201	Electrician 12 460302
522	Belleville	0	138	6	8	0	5	0	1	5	18
503	Black Hawk	0	12	0	0	0	0	0	0	1	0
508	Chicago	(0)	(79)	(3)	(22)	(0)	(0)	(28)	(0)	(0)	(0)
	Daley	0	15	2	0	0	0	0	0	0	0
	Kennedy-King	0	0	0	0	0	0	23	0	0	0
	Malcolm X	0	0	0	0	0	0	0	0	0	0
	Olive-Harvey	0	6	0	0	0	0	0	0	0	0
	Truman	0	6	0	0	0	0	0	0	0	0
	Washington	0	11	1	22	0	0	5	0	0	0
	Wright	0	41	0	0	0	0	0	0	0	0
507	Danville	0	9	0	0	0	0	2	0	0	0
502	DuPage	0	30	0	16	0	0	9	0	0	0
509	Elgin	0	4	0	5	0	0	8	0	0	0
512	Harper	0	30	0	6	0	0	0	0	0	0
540	Heartland	0	0	0	0	0	0	0	0	0	0
519	Highland	0	0	0	0	0	0	0	0	0	0
514	Illinois Central	0	52	0	20	0	0	0	0	0	0
529	Illinois Eastern	(0)	(5)	(0)	(0)	(0)	(7)	(8)	(0)	(0)	(0)
	Frontier	0	0	0	0	0	7	0	0	0	0
	Lincoln Trail	0	0	0	0	0	0	0	0	0	0
	Olney Central	0	5	0	0	0	0	0	0	0	0
	Wabash Valley	0	0	0	0	0	0	8	0	0	0
513	Illinois Valley	0	38	0	7	0	0	0	0	0	12
525	Joliet	12	16	0	6	0	3	0	0	0	5
520	Kankakee	0	21	0	0	0	0	0	0	0	0
501	Kaskaskia	0	44	0	0	0	0	0	0	0	0
523	Kishwaukee	0	4	0	2	0	0	0	0	0	2
532	Lake County	5	26	0	4	0	0	8	0	0	1
517	Lake Land	0	15	0	0	0	0	10	0	0	0
536	Lewis & Clark	0	30	3	7	0	0	0	0	0	0
526	Lincoln Land	0	23	0	5	0	0	0	0	0	0
530	Logan	0	30	0	0	0	0	0	0	0	0
528	McHenry	0	0	0	0	0	0	0	0	0	0
524	Moraine Valley	0	32	0	8	0	0	0	0	0	26
527	Morton	0	15	0	0	0	0	0	0	0	0
535	Oakton	0	10	0	6	0	0	10	0	0	0
505	Parkland	0	22	0	2	0	0	0	0	0	0
515	Prairie State	0	8	0	2	0	0	0	0	0	14
521	Rend Lake	0	12	0	0	0	0	0	0	0	0
537	Richland	0	8	0	1	0	0	0	0	0	0
511	Rock Valley	0	12	0	1	0	0	21	2	0	15
518	Sandburg	0	6	0	2	0	0	0	0	0	0
506	Sauk Valley	2	8	0	0	0	0	12	0	0	0
531	Shawnee	0	3	0	0	0	0	3	0	0	0
510	South Suburban	0	17	0	2	0	0	15	0	0	0
533	Southeastern	8	17	0	0	0	42	0	0	0	0
534	Spoon River	0	1	0	0	0	0	0	0	0	0
601	State Community	0	0	0	0	0	0	1	0	0	1
504	Triton	2	12	0	15	0	0	0	0	0	2
516	Waubensee	0	12	4	6	0	3	2	0	0	12
539	Wood	0	0	0	1	0	0	0	0	0	0
	Total	29	801	16	154		60	137	3	6	108

SOURCE OF DATA: A1 Submission

Illinois Community College Board
Table III-10
ANNUAL DUPLICATED COMPLETERS BY ACADEMIC PROGRAM BY COLLEGE
FOR FISCAL YEAR 1995

Dist. No.	District/College	Building/Property Maintenance 12 460401	Construction Inspection 12 460403	Cleaning 12 460406	Plumber & Pipefitter 12 460501	Construction Trades 12 461000	Electrical/Electronics Expt Installer/Repairer, General 12 470101	Communications Electronics 12 470103	Computer Electronics Maintenance/ Repair 12 470104	Industrial Electronics 12 470105	Major Appliance Repair 12 470106
522	Belleville	0	0	0	6	8	0	2	11	16	6
503	Black Hawk	0	0	0	0	11	0	0	0	0	0
508	Chicago	(0)	(0)	(0)	(0)	(0)	(15)	(12)	(18)	(0)	(0)
	Daley	0	0	0	0	0	0	0	2	0	0
	Kennedy-King	0	0	0	0	0	3	3	0	0	0
	Malcolm X	0	0	0	0	0	0	0	0	0	0
	Olive-Harvey	0	0	0	0	0	0	0	13	0	0
	Truman	0	0	0	0	0	0	0	0	0	0
	Washington	0	0	0	0	0	12	0	0	0	0
	Wright	0	0	0	0	0	0	9	3	0	0
507	Danville	0	0	0	0	0	0	0	0	7	0
502	DuPage	6	0	0	0	0	0	0	0	4	0
509	Elgin	0	0	0	0	0	0	0	5	0	0
512	Harper	0	3	0	0	0	0	0	4	8	0
540	Heartland	0	0	0	0	0	0	0	0	0	0
519	Highland	0	0	0	0	0	0	0	0	0	0
514	Illinois Central	0	0	0	0	37	0	2	2	0	0
529	Illinois Eastern	(0)	(0)	(0)	(0)	(6)	(0)	(21)	(0)	(0)	(0)
	Frontier	0	0	0	0	0	0	0	0	0	0
	Lincoln Trail	0	0	0	0	6	0	21	0	0	0
	Olney Central	0	0	0	0	0	0	0	0	0	0
	Wabash Valley	0	0	0	0	0	0	0	0	0	0
513	Illinois Valley	0	0	0	0	0	0	0	0	0	0
525	Joliet	0	0	0	0	2	0	0	0	27	0
520	Kankakee	0	0	0	0	0	0	0	0	4	0
501	Kaskaskia	0	0	0	0	17	0	0	0	0	0
523	Kishwaukee	0	0	0	0	0	0	0	0	0	0
532	Lake County	0	0	0	0	11	0	0	0	1	0
517	Lake Land	5	0	0	0	17	0	3	0	0	0
536	Lewis & Clark	0	0	0	0	0	0	0	3	4	0
526	Lincoln Land	19	0	0	0	7	0	0	0	10	0
530	Logan	0	0	0	0	0	0	0	0	0	0
528	McHenry	0	0	0	0	0	0	0	0	0	0
524	Moraine Valley	0	0	0	0	0	0	0	4	0	0
527	Morton	0	0	0	0	0	0	0	0	0	0
535	Oakton	3	0	0	0	0	0	0	0	0	0
505	Parkland	1	0	0	0	6	0	0	0	6	0
515	Prairie State	0	0	0	1	0	0	0	0	5	0
521	Rend Lake	1	0	0	0	18	0	0	0	0	1
537	Richland	0	0	0	0	0	0	0	0	15	0
511	Rock Valley	0	0	1	0	8	0	0	0	0	0
518	Sandburg	0	0	0	0	0	0	0	0	0	0
506	Sauk Valley	0	0	0	0	1	0	12	7	11	0
531	Shawnee	0	0	0	0	0	0	0	0	0	0
510	South Suburban	0	2	0	0	40	0	0	0	0	0
533	Southeastern	0	0	0	0	15	0	0	0	7	0
534	Spoon River	0	0	0	0	0	0	0	0	0	0
601	State Community	0	0	0	0	0	0	0	0	0	0
504	Triton	0	0	0	0	12	0	0	16	0	0
516	Waubensee	0	0	0	0	0	0	0	1	0	0
539	Wood	0	0	0	0	0	0	0	0	2	0
	Total	35	5	1	7	216	15	52	71	128	7

SOURCE OF DATA A1 Submission

Illinois Community College Board
Table III-10
ANNUAL DUPLICATED COMPLETERS BY ACADEMIC PROGRAM BY COLLEGE
FOR FISCAL YEAR 1995

Dist. No	District/College	Heating, Air Conditioning, & Refrigeration Mechanics 12 470201	Heavy Equipment Maintenance/Repairer 12 470302	Industrial Equipment Maintenance/ Repair 12 470303	Watch/Clock Repair 12 470408	Stationary Energy Sources Installer/Operator 12 470501	Automotive Body Repair 12 470603	Automotive Mechanics 12 470604	Diesel Engine/Truck Mechanics 12 470605	Small Engine Repair 12 470606	Aviation Systems/Avionics Maintenance Technologist/Technician 12 470609
522	Belleville	33	0	0	0	0	0	0	0	0	31
503	Black Hawk	3	0	1	0	0	0	32	6	0	0
508	Chicago	(8)	(0)	(0)	(0)	(0)	(14)	(85)	(0)	(0)	(77)
	Daley	0	0	0	0	0	0	0	0	0	77
	Kennedy-King	8	0	0	0	0	1	3	0	0	0
	Malcolm X	0	0	0	0	0	0	0	0	0	0
	Olive-Harvey	0	0	0	0	0	0	0	0	0	0
	Truman	0	0	0	0	0	13	82	0	0	0
	Washington	0	0	0	0	0	0	0	0	0	0
	Wright	0	0	0	0	0	0	0	0	0	0
507	Danville	0	0	1	0	0	0	5	0	0	0
502	DuPage	44	0	0	0	0	0	25	0	0	0
509	Elgin	8	0	0	0	0	0	23	0	0	0
512	Harper	50	0	0	0	0	0	0	0	0	0
540	Heartland	0	0	0	0	0	0	0	0	0	0
519	Highland	0	0	0	0	0	3	0	0	0	0
514	Illinois Central	19	0	5	0	0	0	26	2	0	0
529	Illinois Eastern	(13)	(0)	(4)	(0)	(0)	(3)	(7)	(10)	(0)	(0)
	Frontier	0	0	0	0	0	0	0	0	0	0
	Lincoln Trail	13	0	0	0	0	0	0	0	0	0
	Olney Central	0	0	4	0	0	3	7	0	0	0
	Wabash Valley	0	0	0	0	0	0	0	10	0	0
513	Illinois Valley	0	0	0	0	0	0	62	3	24	0
525	Joliet	0	3	0	0	0	0	10	0	0	0
520	Kankakee	3	0	3	0	0	0	2	0	0	0
501	Kaskaskia	0	0	17	0	0	8	14	0	1	0
523	Kishwaukee	0	0	0	0	0	4	1	0	0	0
532	Lake County	8	0	2	0	0	0	8	0	0	0
517	Lake Land	11	0	0	0	0	0	34	0	0	0
536	Lewis & Clark	0	0	1	0	0	6	10	0	0	0
526	Lincoln Land	62	0	0	0	0	30	12	0	16	1
530	Logan	8	0	4	0	0	6	4	0	0	0
528	McHenry	0	0	0	0	0	0	1	0	0	0
524	Moraine Valley	17	0	2	0	0	0	4	0	0	0
527	Morton	10	0	0	0	0	0	3	0	0	0
535	Oakton	6	0	0	0	0	0	6	0	0	0
505	Parkland	0	0	0	0	0	0	5	0	0	0
515	Prairie State	12	0	3	0	0	0	8	0	0	0
521	Rend Lake	6	0	16	0	0	1	18	0	0	0
537	Richland	0	0	1	0	0	0	1	0	0	0
511	Rock Valley	0	0	0	0	0	0	0	0	0	15
518	Sandburg	0	0	0	0	0	3	2	13	5	0
506	Sauk Valley	0	0	0	0	0	0	0	0	0	0
531	Shawnee	0	0	0	0	0	0	0	0	0	0
510	South Suburban	0	0	0	0	0	0	0	0	0	0
533	Southeastern	0	0	11	0	0	10	40	28	4	0
534	Spoon River	0	0	0	0	0	0	6	0	0	0
601	State Community	1	0	0	0	0	3	1	0	0	0
504	Triton	36	0	1	0	22	0	60	2	0	0
516	Waubensee	16	0	1	0	0	10	24	0	0	0
539	Wood	0	0	0	1	0	0	0	0	0	0
	Total	374	3	73	1	22	101	539	64	50	124

SOURCE OF DATA A1 Submission

Illinois Community College Board
Table III-10
ANNUAL DUPLICATED COMPLETERS BY ACADEMIC PROGRAM BY COLLEGE
FOR FISCAL YEAR 1995

Dist. No.	District/College	Architectural Drafting 12 480102	Electrical/Electronics Drafting 12 480104	Mechanical Drafting 12 480105	Typesetting, Make-up, & Composition 12 480205	Lithography, Photo Copy, & Platemaking 12 480206	Printing Press Operator 12 480208	Desktop Publishing Equipment Operator 12 480212	Machinist/Machine Technologist 12 480501	Industrial Blacksmithing 12 480502	Machine Tool Operation/Machine Shop 12 480503
522	Belleville	0	0	14	0	0	0	7	4	1	9
503	Black Hawk	0	0	6	0	0	0	0	0	0	1
508	Chicago	(12)	(0)	(22)	(1)	(10)	(0)	(0)	(0)	(0)	(3)
	Daley	1	0	0	0	0	0	0	0	0	3
	Kennedy-King	0	0	11	1	9	0	0	0	0	0
	Malcolm X	0	0	0	0	0	0	0	0	0	0
	Olive-Harvey	2	0	0	0	0	0	0	0	0	0
	Truman	0	0	4	0	0	0	0	0	0	0
	Washington	6	0	7	0	1	0	0	0	0	0
	Wright	3	0	0	0	0	0	0	0	0	0
507	Danville	0	0	0	0	0	0	0	0	0	0
502	DuPage	15	0	0	0	13	1	54	0	0	0
509	Elgin	0	0	0	0	0	0	0	0	0	2
512	Harper	6	0	1	0	0	0	0	0	0	1
540	Heartland	0	0	0	0	0	0	0	0	0	0
519	Highland	0	0	0	0	0	0	1	0	0	0
514	Illinois Central	5	0	0	0	2	0	0	0	0	1
529	Illinois Eastern	(1)	(0)	(0)	(0)	(0)	(0)	(0)	(0)	(0)	(3)
	Frontier	0	0	0	0	0	0	0	0	0	0
	Lincoln Trail	1	0	0	0	0	0	0	0	0	0
	Olney Central	0	0	0	0	0	0	0	0	0	0
	Wabash Valley	0	0	0	0	0	0	0	0	0	3
513	Illinois Valley	0	0	0	0	0	0	1	0	0	0
525	Joliet	0	0	0	0	0	0	0	0	0	0
520	Kankakee	0	0	0	0	0	0	0	0	0	0
501	Kaskaskia	11	0	7	0	0	0	0	0	0	0
523	Kishwaukee	0	0	0	0	6	0	0	0	0	2
532	Lake County	4	1	2	0	0	0	0	0	0	3
517	Lake Land	8	0	0	0	0	0	2	0	0	0
536	Lewis & Clark	0	0	0	0	0	0	2	0	0	7
526	Lincoln Land	6	0	0	0	0	0	0	0	0	0
530	Logan	0	0	0	0	0	0	0	0	0	2
528	McHenry	0	0	0	0	0	0	0	0	0	7
524	Moraine Valley	0	0	7	0	0	0	5	0	0	3
527	Morton	0	0	1	0	0	0	0	0	0	0
535	Oakton	3	0	0	0	0	0	7	0	0	4
505	Parkland	0	0	3	0	0	0	1	0	0	0
515	Prairie State	1	0	2	0	0	0	3	0	0	18
521	Rend Lake	10	0	0	0	0	0	0	0	0	0
537	Richland	0	0	10	0	0	0	0	0	0	2
511	Rock Valley	0	0	1	0	0	0	0	0	0	0
518	Sandburg	0	0	0	0	0	0	4	0	0	0
506	Sauk Valley	0	0	2	0	0	0	0	0	0	0
531	Shawnee	0	0	0	0	0	0	0	0	0	0
510	South Suburban	1	0	1	0	9	0	10	0	0	1
533	Southeastern	5	0	8	0	15	0	0	0	0	10
534	Spoon River	0	0	0	0	0	0	0	0	0	0
601	State Community	0	0	0	0	1	0	0	0	0	0
504	Triton	4	0	1	0	36	0	7	0	0	13
516	Waubensee	0	0	0	0	0	0	2	0	0	5
539	Wood	0	0	0	0	0	0	0	0	0	0
	Total	92	1	88	1	86	1	109	4	1	97

SOURCE OF DATA: AI Submission

Illinois Community College Board
Table III-10
ANNUAL DUPLICATED COMPLETERS BY ACADEMIC PROGRAM BY COLLEGE
FOR FISCAL YEAR 1995

Dist. No	District/College	Sheet Metal 12 480506	Tool & Die Making 12 480507	Welding, Brazing, & Soldering 12 480508	Numerical Control 12 480520	Millwork & Cabinet Making 12 480703	Airplane Piloting 12 490102	Aviation Management 12 490104	Truck/Bus/Other Commercial Vehicle Operator 12 490205	Design & Visual Communications 12 500401	Commercial Photography 12 500406
522	Belleville	3	0	96	0	0	10	0	0	2	0
503	Black Hawk	0	0	1	0	0	0	0	0	3	0
508	Chicago	(0)	(0)	(0)	(0)	(0)	(0)	(0)	(0)	(0)	(0)
	Daley	0	0	0	0	0	0	0	0	0	0
	Kennedy-King	0	0	0	0	0	0	0	0	0	0
	Malcolm X	0	0	0	0	0	0	0	0	0	0
	Olive-Harvey	0	0	0	0	0	0	0	0	0	0
	Truman	0	0	0	0	0	0	0	0	0	0
	Washington	0	0	0	0	0	0	0	0	0	0
	Wright	0	0	0	0	0	0	0	0	0	0
507	Danville	0	0	5	0	0	0	0	0	0	0
502	DuPage	0	7	5	0	0	0	0	0	35	6
509	Elgin	1	7	3	0	0	0	0	83	19	0
512	Harper	0	0	1	0	0	0	0	0	0	0
540	Heartland	0	0	0	0	0	0	0	0	0	0
519	Highland	0	0	0	0	0	0	0	0	0	0
514	Illinois Central	0	0	9	0	0	0	0	0	21	0
529	Illinois Eastern	(11)	(0)	(0)	(0)	(6)	(0)	(0)	(0)	(0)	(0)
	Frontier	0	0	0	0	0	0	0	0	0	0
	Lincoln Trail	11	0	0	0	0	0	0	0	0	0
	Olney Central	0	0	0	0	0	0	0	0	0	0
	Wabash Valley	0	0	0	0	0	0	0	0	0	0
513	Illinois Valley	0	0	0	0	0	0	0	0	0	0
525	Joliet	0	0	1	0	0	0	0	0	0	0
520	Kankakee	0	4	8	0	0	0	0	0	0	0
501	Kaskaskia	0	0	4	0	0	0	0	0	0	0
523	Kishwaukee	0	3	2	0	0	0	0	0	0	0
532	Lake County	0	2	1	0	0	0	0	0	0	0
517	Lake Land	0	0	10	0	0	0	0	0	0	0
536	Lewis & Clark	0	0	0	0	0	0	0	0	0	0
526	Lincoln Land	0	0	44	0	0	0	6	0	0	0
530	Logan	0	0	2	0	0	0	0	0	0	0
528	McHenry	0	0	0	0	0	0	0	0	0	0
524	Moraine Valley	0	0	1	0	0	0	0	0	0	0
527	Morton	0	0	0	0	0	0	0	0	0	0
535	Oakton	0	0	0	0	0	0	0	0	0	0
505	Parkland	0	0	0	0	0	0	0	1	8	0
515	Prairie State	0	0	0	0	0	0	0	0	2	3
521	Rend Lake	0	0	0	0	0	0	0	0	0	0
537	Richland	0	0	0	0	0	0	0	0	0	0
511	Rock Valley	6	36	0	3	0	0	0	0	0	0
518	Sandburg	0	0	1	1	0	0	0	0	0	0
506	Sauk Valley	0	0	0	0	0	0	0	0	0	0
531	Shawnee	0	0	0	0	0	0	0	0	0	0
510	South Suburban	0	0	0	0	0	0	0	0	0	0
533	Southeastern	11	0	7	0	0	0	0	0	0	0
534	Spoon River	0	0	0	0	0	0	0	0	0	0
601	State Community	0	0	2	0	0	0	0	0	0	0
504	Triton	0	1	4	0	0	0	0	0	2	0
516	Waubonsee	0	0	0	0	0	0	0	0	0	0
539	Wood	0	0	0	0	0	0	0	0	0	0
	Total	32	60	207	4	6	10	6	84	92	9

SOURCE OF DATA All Submission

88

BEST COPY AVAILABLE

Illinois Community College Board
Table III-10
ANNUAL DUPLICATED COMPLETERS BY ACADEMIC PROGRAM BY COLLEGE
FOR FISCAL YEAR 1995

Dist No	District/College	Commercial Music Theory & Composition 12 500904	Sign Language Interpreter 12 510205	Dental Assistant 12 510601	Dental Hygienist 12 510602	Dental Laboratory Assistant 12 510603	Hospital/Health Facilities Administration 12 510702	Health Unit Coordinator/Ward Clerk 12 510703	Medical Records Technology/ Technician 12 510707	Medical Transcription 12 510708	Medical Assistant 12 510801
522	Belleville	0	0	0	0	0	0	30	15	0	50
503	Black Hawk	0	0	0	0	0	0	0	0	0	0
508	Chicago	(1)	(0)	(0)	(0)	(0)	(0)	(0)	(19)	(18)	(0)
	Daley	0	0	0	0	0	0	0	0	0	0
	Kennedy-King	0	0	0	0	0	0	0	0	8	0
	Malcolm X	0	0	0	0	0	0	0	0	0	0
	Olive-Harvey	0	0	0	0	0	0	0	0	0	0
	Truman	0	0	0	0	0	0	0	19	0	0
	Washington	1	0	0	0	0	0	0	0	10	0
	Wright	0	0	0	0	0	0	0	0	0	0
507	Danville	0	0	0	0	0	0	0	0	0	0
502	DuPage	0	0	0	0	0	0	0	13	26	0
509	Elgin	0	0	7	0	0	0	0	0	2	0
512	Harper	0	11	0	30	0	0	0	0	2	10
540	Heartland	0	0	0	0	0	0	0	0	0	0
519	Highland	0	0	0	0	0	0	0	0	3	0
514	Illinois Central	0	12	7	20	0	8	0	2	3	0
529	Illinois Eastern	(0)	(0)	(0)	(0)	(0)	(0)	(0)	(0)	(3)	(0)
	Frontier	0	0	0	0	0	0	0	0	0	0
	Lincoln Trail	0	0	0	0	0	0	0	0	0	0
	Olney Central	0	0	0	0	0	0	0	0	3	0
	Wabash Valley	0	0	0	0	0	0	0	0	0	0
513	Illinois Valley	0	0	9	0	0	0	0	0	0	0
525	Joliet	0	0	0	0	0	0	0	0	2	0
520	Kankakee	0	0	0	0	0	0	0	0	0	0
501	Kaskaskia	0	0	17	0	0	0	0	0	0	0
523	Kishwaukee	0	0	0	0	0	0	0	0	3	0
532	Lake County	0	0	0	0	0	0	0	7	5	0
517	Lake Land	0	0	0	17	0	0	0	0	0	0
536	Lewis & Clark	0	0	18	0	0	0	17	0	4	0
526	Lincoln Land	0	0	0	0	0	0	0	0	0	0
530	Logan	0	7	8	0	0	0	0	2	3	0
528	McHenry	0	0	0	0	0	0	0	0	0	0
524	Moraine Valley	0	0	0	0	0	0	0	20	0	0
527	Morton	0	0	10	0	0	0	0	0	0	0
535	Oakton	0	0	0	0	0	0	0	10	4	0
505	Parkland	0	0	8	28	0	0	0	0	5	0
515	Prairie State	0	0	0	31	0	0	0	0	0	0
521	Rend Lake	0	0	0	0	0	0	0	3	0	0
537	Richland	0	0	0	0	0	0	0	0	0	0
511	Rock Valley	0	0	0	0	0	0	0	0	2	0
518	Sandburg	0	0	0	0	0	0	0	0	0	0
506	Sauk Valley	0	0	0	0	0	0	0	0	0	0
531	Shawnee	0	0	0	0	0	0	0	2	3	0
510	South Suburban	0	0	0	0	0	0	0	0	5	0
533	Southeastern	0	0	0	0	0	0	0	3	0	0
534	Spoon River	0	0	0	0	0	0	0	0	0	0
601	State Community	0	0	0	0	0	0	0	0	0	0
504	Triton	0	0	0	0	26	0	0	0	0	0
516	Waubonsec	0	76	0	0	0	0	0	0	0	0
539	Wood	0	0	0	0	0	0	0	0	2	0
	Total	1	106	84	126	26	8	47	96	95	60

SOURCE OF DATA: AI Submission

Illinois Community College Board

Table III-10

ANNUAL DUPLICATED COMPLETERS BY ACADEMIC PROGRAM BY COLLEGE
FOR FISCAL YEAR 1995

District No	District/College	Occupational Therapy Assistant 12 510803	Pharmacy Technician/Assistant 12 510805	Physical Therapy Assistant 12 510806	Physician Assistant 12 510807	Veterinarian Assistant/Animal Health Technician 12 510808	Emergency Medical Technology/ Technician 12 510904	Nuclear Medical Technology/ Technician 12 510905	Medical Radiologic Technology/ Technician 12 510907	Respiratory Therapy Technician 12 510908	Surgical/Operating Room Technician 12 510909
522	Belleville	0	0	37	0	0	4	0	34	15	0
503	Black Hawk	0	0	14	0	0	0	0	3	11	0
508	Chicago	(22)	(39)	(0)	(21)	(0)	(129)	(0)	(50)	(10)	(0)
	Daley	0	0	0	0	0	0	0	0	0	0
	Kennedy-King	0	0	0	0	0	0	0	0	0	0
	Malcolm X	0	39	0	21	0	129	0	51	10	0
	Olive-Harvey	0	0	0	0	0	0	0	0	0	0
	Truman	0	0	0	0	0	0	0	0	0	0
	Washington	0	0	0	0	0	0	0	0	0	0
	Wright	22	0	0	0	0	0	0	19	0	0
507	Danville	0	0	0	0	0	0	0	2	0	0
502	DuPage	21	0	0	0	0	0	10	33	30	0
509	Elgin	0	0	0	0	0	0	0	0	0	16
512	Harper	0	12	0	0	0	0	0	0	0	0
540	Heartland	0	0	0	0	0	0	0	0	0	0
519	Highland	0	0	0	0	0	0	0	0	0	0
514	Illinois Central	13	0	21	0	0	1	0	8	17	9
529	Illinois Eastern	(0)	(0)	(0)	(0)	(0)	(6)	(0)	(12)	(0)	(0)
	Frontier	0	0	0	0	0	6	0	0	0	0
	Lincoln Trail	0	0	0	0	0	0	0	0	0	0
	Olney Central	0	0	0	0	0	0	0	12	0	0
	Wabash Valley	0	0	0	0	0	0	0	0	0	0
513	Illinois Valley	0	0	0	0	0	0	0	0	0	0
525	Joliet	0	0	0	0	0	0	0	0	0	0
520	Kankakee	0	0	0	0	0	2	0	13	13	0
501	Kaskaskia	0	0	0	0	0	0	0	34	16	0
523	Kishwaukee	0	0	0	0	0	0	0	16	0	0
532	Lake County	0	0	0	0	0	0	0	46	0	0
517	Lake Land	0	0	35	0	0	0	0	0	0	0
536	Lewis & Clark	0	0	0	0	0	0	0	0	0	0
526	Lincoln Land	0	0	0	0	0	0	0	31	15	0
530	Logan	0	0	0	0	0	0	0	0	0	0
528	McHenry	0	0	0	0	0	1	0	0	0	0
524	Moraine Valley	0	0	0	0	0	0	0	26	25	0
527	Morton	0	0	36	0	0	0	0	0	0	0
535	Oakton	0	0	28	0	0	0	0	0	0	0
505	Parkland	14	1	0	0	26	0	0	12	12	9
515	Prairie State	0	0	0	0	0	0	0	0	0	3
521	Rend Lake	0	0	0	0	0	0	0	0	0	0
537	Richland	0	0	0	0	0	0	0	0	0	0
511	Rock Valley	0	11	0	0	0	0	0	0	25	0
518	Sandburg	0	0	0	0	0	0	0	17	0	0
506	Sauk Valley	0	0	0	0	0	0	0	23	0	0
531	Shawnee	0	0	0	0	0	0	0	0	0	0
510	South Suburban	32	19	0	0	0	0	0	30	0	0
533	Southeastern	0	0	0	0	0	108	0	0	0	0
534	Spoon River	0	0	0	0	0	0	0	0	0	0
601	State Community	0	0	0	0	0	0	0	0	0	0
504	Triton	0	0	0	0	0	0	16	34	11	28
516	Waubensee	0	0	0	0	0	0	0	0	15	0
539	Wood	0	0	0	0	0	0	0	0	0	0
	Total	102	82	171	21	26	251	26	424	215	65

SOURCE OF DATA A1 Submission

Illinois Community College Board

Table III-10

ANNUAL DUPLICATED COMPLETERS BY ACADEMIC PROGRAM BY COLLEGE
FOR FISCAL YEAR 1995

Dist. No	District/College	Diagnostic Medical Sonography 12 510910	Renal Dialysis Technology/ Technician 12 510911	Radiation Therapy Assisting 12 510912	Computerized Tomography 12 510913	Magnetic Resonance Imaging 12 510914	Medical Laboratory Technician 12 511004	Alcohol/Drug Abuse Counseling 12 511501	Psychiatric/Mental Health Services Technician 12 511502	Developmental Disabilities/ Habilitation Aide 12 511504	Nursing (R N Training) 12 511601
522	Belleville	0	0	0	0	0	8	0	0	0	36
503	Black Hawk	0	0	0	0	0	0	0	0	0	57
508	Chicago	(9)	(15)	(0)	(0)	(0)	(20)	(104)	(0)	(0)	(267)
	Daley	0	0	0	0	0	0	0	0	0	43
	Kennedy-King	0	0	0	0	0	0	0	0	0	65
	Malcolm X	0	15	0	0	0	20	0	0	0	45
	Olive-Harvey	0	0	0	0	0	0	0	0	0	52
	Truman	0	0	0	0	0	0	0	0	0	62
	Washington	0	0	0	0	0	0	104	0	0	0
	Wright	9	0	0	0	0	0	0	0	0	0
507	Danville	0	0	0	0	0	0	3	0	0	0
502	DuPage	0	0	0	0	0	0	27	0	0	80
509	Elgin	0	0	0	0	0	9	19	1	0	81
512	Harper	0	0	0	0	0	0	0	0	0	112
540	Heartland	0	0	0	0	0	0	0	0	0	28
519	Highland	0	0	0	0	0	0	0	0	0	44
514	Illinois Central	0	0	0	0	0	19	0	0	0	54
529	Illinois Eastern	(0)	(0)	(0)	(0)	(0)	(0)	(0)	(0)	(0)	(130)
	Frontier	0	0	0	0	0	0	0	0	0	0
	Lincoln Trail	0	0	0	0	0	0	0	0	0	0
	Olney Central	0	0	0	0	0	0	0	0	0	128
	Wabash Valley	0	0	0	0	0	0	0	0	0	2
513	Illinois Valley	0	0	0	0	0	0	0	0	0	85
525	Joliet	0	0	0	0	0	0	0	0	0	95
520	Kankakee	0	0	0	0	0	9	0	0	0	60
501	Kaskaskia	0	0	0	0	0	0	0	0	0	80
523	Kishwaukee	0	0	0	0	0	0	0	0	0	38
532	Lake County	0	0	0	0	0	49	12	0	0	80
517	Lake Land	0	0	0	0	0	0	0	0	0	49
536	Lewis & Clark	0	0	0	0	0	11	0	0	0	61
526	Lincoln Land	0	0	0	0	0	0	0	0	0	100
530	Logan	0	0	0	0	0	5	0	0	0	55
528	McHenry	0	0	0	0	0	0	0	0	11	0
524	Moraine Valley	0	0	0	0	0	11	21	0	0	75
527	Morton	0	0	0	0	0	0	0	0	0	54
535	Oakton	0	0	0	0	0	13	0	0	0	73
505	Parkland	0	0	10	0	0	0	0	0	0	113
515	Prairie State	0	0	0	0	0	0	8	4	0	76
521	Rend Lake	0	0	0	0	0	3	0	0	0	77
537	Richland	0	0	0	0	0	0	0	0	0	24
511	Rock Valley	0	0	0	0	0	0	2	0	0	44
518	Sandburg	0	0	0	0	0	0	0	0	0	52
506	Sauk Valley	0	0	0	0	0	9	0	0	0	24
531	Shawnee	0	0	0	0	0	1	0	0	0	30
510	South Suburban	0	0	0	0	0	0	0	8	0	91
533	Southeastern	0	0	0	0	0	4	0	1	0	43
534	Spoon River	0	0	0	0	0	0	0	0	0	0
601	State Community	0	0	0	0	0	0	18	0	0	25
504	Triton	18	0	0	5	23	0	17	0	0	146
516	Waubensee	0	0	0	0	0	0	4	0	0	55
539	Wood	0	0	0	0	0	0	0	0	0	24
	Total	27	15	10	5	23	171	235	14	11	2618

SOURCE OF DATA A1 Submission

Illinois Community College Board
Table III-10
ANNUAL DUPLICATED COMPLETERS BY ACADEMIC PROGRAM BY COLLEGE
FOR FISCAL YEAR 1995

Dist. No	District/College	Practical Nurse (L.P.N. Training) 12 511613	Nurse Assistant/Aide 12 511614	Dental Medical Technologist 12 511603	Medical Laboratory Aide/Phlebotomy 12 511602	Therapeutic Recreational Assistant 12 511604	Business Administration & Management, General 12 520201	Logistics & Materials Management 12 520203	Office Supervision & Management 12 520204	Operations Management & Supervision 12 520205	Accounting Technician 12 520302
522	Belleville	0	155	0	0	0	43	0	0	0	10
503	Black Hawk	55	0	0	0	0	14	0	5	0	8
508	Chicago	(108)	(192)	(0)	(0)	(0)	(69)	(0)	(0)	(0)	(208)
	Daley	0	0	0	0	0	14	0	0	0	25
	Kennedy-King	36	65	0	0	0	2	0	0	0	4
	Malcolm X	0	0	0	0	0	1	0	0	0	0
	Olive-Harvey	0	0	0	0	0	13	0	0	0	6
	Truman	0	0	0	0	0	13	0	0	0	51
	Washington	72	127	0	0	0	2	0	0	0	34
	Wright	0	0	0	0	0	24	0	0	0	88
507	Danville	29	0	0	0	0	0	0	5	0	15
502	DuPage	0	0	0	0	0	45	0	10	0	44
509	Elgin	69	0	0	0	0	4	0	12	2	2
512	Harper	48	0	0	0	0	18	0	0	0	32
540	Heartland	3	0	0	0	0	0	0	0	0	0
519	Highland	1	0	0	0	0	5	0	0	0	5
514	Illinois Central	11	3	0	0	0	40	1	2	0	30
529	Illinois Eastern	(126)	(139)	(0)	(0)	(0)	(0)	(0)	(0)	(0)	(8)
	Frontier	0	53	0	0	0	0	0	0	0	0
	Lincoln Trail	0	15	0	0	0	0	0	0	0	0
	Olney Central	126	27	0	0	0	0	0	0	0	8
	Wabash Valley	0	44	0	0	0	0	0	0	0	0
513	Illinois Valley	21	41	0	0	0	11	0	0	0	24
525	Joliet	0	0	0	0	0	0	0	0	14	12
520	Kankakee	34	0	0	0	0	14	0	0	0	13
501	Kaskaskia	31	0	0	0	0	13	0	6	0	16
523	Kishwaukee	2	52	0	0	0	5	0	0	0	2
532	Lake County	0	0	0	0	0	20	0	0	1	20
517	Lake Land	35	64	0	0	0	0	0	0	0	19
536	Lewis & Clark	0	134	0	0	0	10	0	0	3	16
526	Lincoln Land	0	0	0	0	0	29	0	68	0	10
530	Logan	70	0	0	0	0	0	0	0	0	16
528	McHenry	0	137	0	0	0	1	0	0	5	6
524	Moraine Valley	0	0	0	58	8	24	0	0	3	8
527	Morton	1	1	0	0	0	12	0	0	0	1
535	Oakton	0	26	0	0	0	0	0	0	4	17
505	Parkland	25	0	0	0	0	20	2	0	0	31
515	Prairie State	0	0	0	0	0	0	0	0	9	0
521	Rend Lake	28	100	0	0	0	0	0	0	0	0
537	Richland	0	0	0	0	0	16	0	0	1	5
511	Rock Valley	0	175	0	0	0	24	14	5	0	39
518	Sandburg	34	0	0	0	0	0	0	0	0	11
506	Sauk Valley	21	21	0	0	0	23	0	0	0	5
531	Shawnee	52	0	0	0	0	2	0	0	0	7
510	South Suburban	16	47	0	0	0	0	0	4	0	36
533	Southeastern	87	0	0	0	0	17	0	0	0	0
534	Spoon River	42	0	0	0	0	0	0	0	0	0
601	State Community	0	5	0	0	0	0	0	0	0	0
504	Triton	85	2	13	0	10	27	0	0	2	23
516	Waubensee	0	126	0	0	0	2	4	0	1	29
539	Wood	39	81	0	0	0	15	0	0	0	1
	Total	1073	1501	13	58	118	523	21	117	45	729

SOURCE OF DATA A1 Submission

92

BEST COPY AVAILABLE

Illinois Community College Board
Table III-10
ANNUAL DUPLICATED COMPLETERS BY ACADEMIC PROGRAM BY COLLEGE
FOR FISCAL YEAR 1995

Dist No	District/College	Administrative Asst./Secretarial Science, General 12 520401	Executive Assistant/Secretary 12 520402	Legal Administrative Assistant/ Secretary 12 520403	Medical Administrative Assistant/ Secretary 12 520404	Court Reporter 12 520405	Information Processing/Data Entry Technician 12 520407	General Office Clerk/Clerical & Typing Services 12 520408	Enterprise Management & Operation, General 12 520701	Banking & Financial Support Services 12 520803	Investments and Securities 12 520807
522	Belleville	30	0	3	0	0	98	5	2	4	0
503	Black Hawk	16	0	4	11	0	8	0	0	1	0
508	Chicago	(106)	(0)	(3)	(4)	(0)	(12)	(28)	(0)	(3)	(0)
	Daley	6	0	0	0	0	0	0	0	0	0
	Kennedy-King	19	0	0	0	0	5	16	0	0	0
	Malcolm X	7	0	0	0	0	0	0	0	0	0
	Olive-Harvey	11	0	0	0	0	0	0	0	0	0
	Truman	37	0	2	1	0	0	4	0	0	0
	Washington	12	0	0	3	0	7	8	0	3	0
	Wright	14	0	1	0	0	0	0	0	0	0
507	Danville	7	9	0	14	0	11	2	0	0	0
502	DuPage	34	0	7	0	0	0	0	0	0	0
509	Elgin	8	3	1	0	0	5	3	0	0	0
512	Harper	2	18	2	4	0	0	1	1	7	0
540	Heartland	3	0	0	0	0	1	0	0	0	0
519	Highland	4	0	0	0	0	0	1	0	0	0
514	Illinois Central	24	0	0	22	2	28	11	0	8	0
529	Illinois Eastern	(31)	(4)	(0)	(5)	(4)	(33)	(0)	(0)	(1)	(0)
	Frontier	6	0	0	0	0	12	0	0	0	0
	Lincoln Trail	8	4	0	0	0	3	0	0	1	0
	Olney Central	6	0	0	5	0	7	0	0	0	0
	Wabash Valley	11	0	0	0	4	11	0	0	0	0
513	Illinois Valley	8	0	0	0	0	11	14	0	0	0
525	Joliet	50	0	0	1	0	19	8	0	0	0
520	Kankakee	7	0	6	5	0	2	0	0	0	0
501	Kaskaskia	1	7	0	0	0	0	2	0	0	0
523	Kishwaukee	9	0	0	0	0	3	4	0	0	0
532	Lake County	11	0	0	0	0	28	0	0	0	0
517	Lake Land	9	0	2	9	0	0	6	0	0	0
536	Lewis & Clark	12	0	11	5	3	0	8	1	0	0
526	Lincoln Land	5	1	0	6	0	92	0	0	0	0
530	Logan	0	6	4	2	0	0	3	0	1	0
528	McHenry	13	0	0	0	0	19	0	0	0	0
524	Moraine Valley	12	0	1	0	0	0	1	0	0	0
527	Morton	10	0	1	10	0	16	2	0	1	0
535	Oakton	12	3	0	0	0	0	0	0	0	2
505	Parkland	7	10	7	7	0	9	0	0	2	0
515	Prairie State	14	0	0	0	0	6	0	1	3	0
521	Rend Lake	6	0	10	2	0	0	0	17	0	0
537	Richland	34	0	0	0	0	11	1	0	0	0
511	Rock Valley	9	0	6	6	0	0	0	3	2	0
518	Sandburg	29	0	3	3	0	3	14	0	0	0
506	Sauk Valley	7	0	4	2	0	2	2	0	2	0
531	Shawnee	0	4	0	24	0	0	0	0	0	0
510	South Suburban	3	2	0	4	1	8	5	5	2	0
533	Southeastern	6	0	0	0	0	0	8	0	0	0
534	Spoon River	13	0	0	0	0	0	7	0	0	0
601	State Community	7	0	0	0	0	3	1	0	0	0
504	Triton	11	5	7	0	7	1	2	0	0	0
516	Waubonsec	4	3	0	2	0	5	2	5	1	0
539	Wood	13	1	0	2	0	1	5	0	0	0
	Total	587	76	82	150	17	435	146	35	38	2

SOURCE OF DATA A1 Submission

Illinois Community College Board
Table III-10
ANNUAL DUPLICATED COMPLETERS BY ACADEMIC PROGRAM BY COLLEGE
FOR FISCAL YEAR 1995

Dist. No.	District/College	Hotel/Motel & Restaurant Management 12 520902	Human Resources Management 12 521001	Labor/Personnel Relations & Studies 12 521002	International Business 12 521101	Business Computer Programming/ Programmer 12 521202	Business Systems Networking & Telecommunications 12 521204	Business Computer Facilities Operator 12 521205	Real Estate 12 521501
522	Belleville	0	0	0	0	14	0	4	2
503	Black Hawk	1	0	2	0	19	0	2	0
508	Chicago	(6)	(0)	(0)	(4)	(167)	(0)	(11)	(3)
	Daley	0	0	0	0	16	0	0	0
	Kennedy-King	0	0	0	0	41	0	0	1
	Malcolm X	0	0	0	0	1	0	0	0
	Olive-Harvey	0	0	0	0	23	0	0	0
	Truman	0	0	0	0	47	0	11	0
	Washington	6	0	0	4	16	0	0	2
	Wright	0	0	0	0	23	0	0	0
507	Danville	0	0	0	0	10	0	3	0
502	DuPage	3	0	0	0	85	0	0	2
509	Elgin	0	0	0	0	6	0	1	1
512	Harper	0	0	0	2	30	0	0	0
540	Heartland	0	0	0	0	0	0	0	0
519	Highland	0	1	0	0	4	0	0	0
514	Illinois Central	0	0	0	0	58	0	1	0
529	Illinois Eastern	(0)	(0)	(0)	(0)	(9)	(0)	(0)	(0)
	Frontier	0	0	0	0	0	0	0	0
	Lincoln Trail	0	0	0	0	9	0	0	0
	Olney Central	0	0	0	0	0	0	0	0
	Wabash Valley	0	0	0	0	0	0	0	0
513	Illinois Valley	0	0	0	0	2	0	3	0
525	Joliet	0	11	0	0	11	0	0	1
520	Kankakee	0	0	0	0	1	0	0	0
501	Kaskaskia	0	0	0	0	4	0	0	0
523	Kishwaukee	0	0	0	0	0	0	0	0
532	Lake County	0	0	0	0	9	0	5	1
517	Lake Land	0	0	0	0	24	0	3	0
536	Lewis & Clark	1	1	0	0	13	0	0	0
526	Lincoln Land	0	0	0	0	58	0	0	1
530	Logan	0	0	0	0	21	0	0	0
528	McHenry	0	0	0	3	12	0	0	4
524	Moraine Valley	0	0	0	0	55	0	1	0
527	Morton	0	0	0	0	14	0	0	0
535	Oakton	11	0	0	0	20	0	0	1
505	Parkland	7	0	0	0	34	5	4	1
515	Prairie State	0	0	0	0	5	0	1	3
521	Rend Lake	0	0	0	0	5	0	0	0
537	Richland	0	0	0	0	5	0	0	0
511	Rock Valley	1	0	0	0	10	0	0	0
518	Sandburg	0	1	0	0	12	0	0	0
506	Sauk Valley	0	0	0	0	4	0	0	1
531	Shawnee	0	0	0	0	6	0	0	0
510	South Suburban	0	0	0	0	26	0	0	0
533	Southeastern	0	0	0	0	17	0	0	1
534	Spoon River	0	0	0	0	13	0	0	0
601	State Community	0	0	0	0	1	0	0	0
504	Triton	12	0	0	0	9	0	1	4
516	Waubensee	0	0	0	0	2	0	1	4
539	Wood	0	0	0	0	0	0	0	0
	Total	42	14	2	9	795	5	41	30

SOURCE OF DATA A1 Submission

Illinois Community College Board
Table III-10
ANNUAL DUPLICATED COMPLETERS BY ACADEMIC PROGRAM BY COLLEGE
FOR FISCAL YEAR 1995

Dist. No	District/College	General Studies	Vocational Skills	Adult Basic Education	Adult Secondary Education	Total
522	Belleville	0	0	46	0	1896
503	Black Hawk	0	0	0	261	1105
508	Chicago	(1)	(55)	(0)	(1)	(4632)
	Daley	0	0	0	0	435
	Kennedy-King	0	0	0	0	538
	Malcolm X	0	0	0	0	516
	Olive-Harvey	0	0	0	1	313
	Truman	0	54	0	0	853
	Washington	1	0	0	0	1448
	Wright	0	1	0	0	529
507	Danville	0	0	0	0	300
502	DuPage	2	0	0	0	2512
509	Elgin	0	0	0	0	956
512	Harper	0	0	0	57	1628
540	Heartland	0	1	0	0	179
519	Highland	2	3	0	82	324
514	Illinois Central	0	0	0	0	1574
529	Illinois Eastern	(0)	(0)	(0)	(0)	(1204)
	Frontier	0	0	0	0	140
	Lincoln Trail	0	0	0	0	234
	Olney Central	0	0	0	0	497
	Wabash Valley	0	0	0	0	333
513	Illinois Valley	0	0	0	41	908
525	Joliet	0	0	0	0	816
520	Kankakee	0	0	0	40	407
501	Kaskaskia	0	0	0	102	761
523	Kishwaukee	0	0	0	149	590
532	Lake County	1	0	0	27	1070
517	Lake Land	0	29	0	0	798
536	Lewis & Clark	0	0	0	0	665
526	Lincoln Land	0	0	0	0	1155
530	Logan	0	0	21	4	658
528	McHenry	0	0	0	124	638
524	Moraine Valley	0	0	0	25	1347
527	Morton	0	0	0	61	431
535	Oakton	0	0	0	0	571
505	Parkland	0	0	0	0	851
515	Prairie State	1	0	0	0	513
521	Rend Lake	0	3	146	41	739
537	Richland	0	0	0	112	508
511	Rock Valley	0	0	0	0	1023
518	Sandburg	0	0	0	70	480
506	Sauk Valley	0	0	0	0	425
531	Shawnee	0	0	0	0	314
510	South Suburban	0	0	6	248	1029
533	Southeastern	0	0	1	41	869
534	Spoon River	0	0	0	0	254
601	State Community	0	0	0	0	144
504	Triton	0	0	0	17	1210
516	Waubonsee	5	0	0	0	824
539	Wood	0	35	0	70	444
	Total	12	126	220	1573	36752

SOURCE OF DATA AI Submission

Section IV

FINANCIAL DATA

Presented in this section are financial data on audited revenues and expenditures, chargeback computations, local tax rates, tuition and fees, and state aid grants.

Tables IV-1 through IV-3 give historical data for annual enrollments, ICCB grants to colleges, and net instructional unit costs.

Table IV-4 shows the fiscal year 1995 reimbursable credit hours for funded instructional categories and the total reimbursable credit hours for each community college district. Reimbursable credit hours are those hours which qualify for state funding.

Tables IV-5 and IV-6 list the state grants received by each community college district during fiscal year 1995 and fiscal year 1996 for each category of grants.

Table IV-7 shows the per capita costs per credit hour, the chargeback rate, and tuition and fee rates for each community college district. Colleges are limited by law to a tuition rate that does not exceed one-third of their per capita costs.

Table IV-8 lists the total 1994 operating tax extensions and the corporate personal property replacement tax paid to each community college district in 1995.

Table IV-9 itemizes each college's 1994 tax levy rates for the Education Fund; Operations and Maintenance Fund; Bond and Interest Fund; Liability, Protection, and Settlement Fund; Audit Fund; and Other Funds.

Table IV-10 details the fiscal year 1995 net instructional unit cost for funded instructional categories for each community college district.

Tables IV-11 through IV-13 show operating revenues by source and operating expenditures by object and function for the Education and Operation and Maintenance Funds as reported in the districts' fiscal year 1995 external audits.

Tables IV-14 through IV-15 present total current funds revenues by source of funds and expenditures by function for each public community college district as reported in the districts' fiscal year 1995 external audit.

Table IV-16 provides data on energy costs for each college for fiscal year 1995.

Illinois Community College Board
Table IV-1

ANNUAL FTE STUDENTS*
FISCAL YEAR 1985 THROUGH FISCAL YEAR 1995

Dist.	District/College	Annual FY 1985 FTE	Annual FY 1986 FTE	Annual FY 1987 FTE	Annual FY 1988 FTE	Annual FY 1989 FTE	Annual FY 1990 FTE	Annual FY 1991 FTE	Annual FY 1992 FTE	Annual FY 1993 FTE	Annual FY 1994 FTE	Annual FY 1995 FTE
522	Belleville	5,967	5,309	5,406	5,639	6,040	6,335	6,691	7,378	7,782	7,393	7,056
503	Black Hawk	4,979	4,594	4,620	4,590	4,631	4,725	4,906	5,110	5,034	5,194	4,969
508	Chicago	62,001	57,051	58,571	54,079	51,429	51,831	56,147	58,754	55,902	52,403	47,708
507	Danville	1,972	1,964	1,929	1,893	1,924	1,992	2,085	2,182	2,249	1,937	1,736
502	DuPage	10,290	10,291	10,532	10,981	11,936	12,811	13,424	14,019	14,395	14,024	13,890
509	Elgin	2,878	2,854	2,823	2,978	3,403	3,966	4,168	4,465	4,798	4,688	4,585
512	Harper	7,705	7,249	7,123	7,301	7,723	7,923	7,847	8,218	8,183	7,970	7,641
540	Heartland	---	---	---	---	---	---	---	---	---	---	1,378
519	Highland	1,543	1,542	1,654	1,687	1,712	1,801	1,790	1,823	1,826	1,796	1,707
514	Illinois Central	6,284	6,047	6,241	6,169	6,038	6,095	6,347	6,668	6,423	6,319	6,144
529	Illinois Eastern	4,892	5,037	4,808	4,134	4,170	4,317	4,567	4,818	4,691	4,423	4,452
513	Illinois Valley	2,483	2,457	2,482	2,469	2,401	2,493	2,605	2,634	2,617	2,572	2,468
525	Joliet	5,278	5,185	4,958	5,181	5,283	5,332	5,512	5,621	5,827	5,578	5,534
520	Kankakee	2,281	2,468	2,526	2,560	2,385	2,457	2,661	2,871	3,037	2,829	2,917
501	Kaskaskia	1,859	1,906	2,045	2,129	2,139	2,254	2,398	2,541	2,602	2,520	2,476
523	Kishwaukee	1,714	1,688	1,699	1,724	1,749	1,772	1,795	1,952	1,881	1,838	1,856
532	Lake County	4,701	4,584	4,664	4,701	5,001	5,552	5,733	5,865	6,032	5,870	5,807
517	Lake Land	2,442	2,520	2,582	2,742	2,708	2,890	2,992	3,217	3,231	3,276	3,141
536	Lewis & Clark	2,609	2,629	2,589	2,496	2,527	2,800	2,985	3,109	3,069	2,852	2,719
526	Lincoln Land	3,313	3,380	3,519	3,718	3,805	3,842	4,102	4,346	4,467	4,335	4,565
530	Logan	1,962	2,035	2,187	2,412	2,771	2,983	3,271	3,383	3,460	3,379	3,580
528	McHenry	1,519	1,398	1,453	1,407	1,537	1,737	1,949	2,267	2,449	2,499	2,531
524	Moraine Valley	6,491	6,495	6,513	6,379	7,035	7,402	7,776	8,123	8,084	7,406	7,140
527	Morton	1,543	1,457	1,445	1,409	1,573	1,760	1,869	1,993	1,923	1,845	1,807
535	Oakton	4,852	4,666	4,875	4,783	5,329	5,781	5,960	6,146	6,327	6,289	6,031
505	Parkland	4,132	4,053	4,155	4,116	4,505	4,831	4,905	5,675	5,477	5,139	4,955
515	Prairie State	2,760	2,324	2,231	2,378	2,447	2,542	2,851	3,042	3,029	2,840	2,718
521	Rend Lake	1,565	1,704	1,822	1,914	1,942	2,061	2,180	2,266	2,138	2,219	2,335
537	Richland	1,481	1,493	1,597	1,636	1,720	1,883	1,963	2,167	2,220	2,064	1,869
511	Rock Valley	3,548	3,433	3,573	3,548	3,664	3,849	4,117	4,316	4,321	4,369	4,170
518	Sandburg	1,832	1,658	1,687	1,645	1,659	1,605	1,684	1,800	1,794	1,636	1,729
506	Sauk Valley	1,565	1,592	1,628	1,677	1,652	1,646	1,792	1,873	1,744	1,567	1,503
531	Shawnee	968	1,059	1,096	965	945	964	1,099	1,364	1,396	1,400	1,353
510	South Suburban	4,479	4,024	3,399	3,416	3,884	4,012	4,204	4,759	5,106	4,984	4,574
533	Southeastern	1,801	1,997	2,126	2,224	2,180	2,296	2,320	2,320	2,245	2,300	2,277
534	Spoon River	1,131	1,012	1,099	1,089	1,066	1,086	1,283	1,382	1,457	1,274	1,187
601	State Community	---	---	---	---	---	---	---	---	---	---	802
504	Triton	9,709	8,766	8,342	8,183	8,183	8,185	8,391	8,266	8,236	7,489	7,646
516	Waubensee	2,447	2,350	2,184	2,270	2,526	2,875	3,007	3,104	3,267	3,363	3,376
539	Wood	1,600	1,412	1,477	1,381	1,382	1,466	1,490	1,522	1,386	1,261	1,173
	TOTALS	190,576	181,686	183,660	180,003	183,004	190,152	200,894	211,359	210,105	201,140	195,505

*Calculated from annual reimbursable credit hours
(SOURCE OF DATA: ICCB Credit Hour Claims)

Illinois Community College Board
Table IV-2
TOTAL ICCB GRANTS PAID TO COMMUNITY COLLEGES
FISCAL YEAR 1989 THROUGH FISCAL YEAR 1996

Dist. No.	District/College	FY 1989 Total Grants	FY 1990 Total Grants	FY 1991 Total Grants	FY 1992 Total Grants	FY 1993 Total Grants	FY 1994 Total Grants	FY 1995 Total Grants	FY 1996 Total Grants
522	Belleville	\$5,949,314	\$7,785,142	\$8,741,657	\$8,912,403	\$8,930,408	\$9,996,639	\$11,588,232	\$11,944,222
503	Black Hawk	5,179,549	6,653,922	7,156,716	7,011,571	6,978,585	7,340,297	7,560,329	8,374,803
508	Chicago	61,572,425	61,324,017	57,569,071	53,763,432	56,160,170	56,489,317	55,307,152	55,004,449
507	Danville	2,448,225	3,007,904	3,147,507	3,189,140	3,146,845	3,288,457	3,491,144	3,624,427
502	DuPage	9,756,277	11,712,802	12,028,986	12,051,255	11,939,840	11,964,764	12,627,767	13,179,428
509	Elgin	2,644,557	3,146,113	3,409,520	3,714,451	3,640,406	3,836,507	4,201,372	4,307,067
512	Harper	6,339,670	7,370,894	7,446,182	7,095,854	6,595,465	6,742,589	6,865,061	7,387,696
519	Highland	1,977,193	2,552,896	2,717,504	2,769,746	2,491,418	2,458,116	2,584,034	2,783,363
514	Illinois Central	6,642,697	8,351,947	8,248,636	7,679,254	7,577,320	7,652,605	7,776,102	8,299,320
529	Illinois Eastern	6,553,613	7,440,812	7,394,141	7,443,518	7,523,449	7,893,756	8,289,703	8,645,907
513	Illinois Valley	2,380,694	2,733,035	2,570,653	2,440,673	2,492,913	2,438,812	2,473,722	2,645,841
525	Joliet	4,624,545	5,518,008	5,349,311	5,031,849	4,867,164	4,829,447	5,115,972	5,325,738
520	Kankakee	3,406,407	4,266,454	4,139,209	3,984,002	3,897,761	4,355,528	4,927,588	4,791,921
501	Kaskaskia	2,648,851	3,552,211	3,675,774	3,690,756	3,813,223	4,139,871	4,331,001	4,650,210
523	Kishwaukee	2,180,420	2,726,732	2,874,913	2,729,376	2,455,612	2,554,458	2,494,373	2,654,823
532	Lake County	4,432,890	5,042,613	5,084,443	5,225,514	5,035,053	5,027,855	5,266,182	5,571,405
517	Lake Land	2,859,552	3,556,626	3,609,424	3,629,689	3,755,129	4,209,942	4,591,794	4,923,519
536	Lewis & Clark	2,514,417	2,986,116	3,030,806	3,418,863	3,289,051	3,342,042	3,529,624	3,780,402
526	Lincoln Land	3,347,896	4,047,238	3,959,795	3,777,511	3,804,974	3,874,207	4,051,525	4,286,015
530	Logan	3,018,741	4,367,886	5,354,910	5,410,548	6,041,715	6,232,524	6,784,207	7,260,943
528	McHenry	1,357,981	1,518,601	1,559,257	1,623,317	1,766,576	1,982,642	2,147,914	2,361,952
524	Moaine Valley	6,040,883	6,825,118	7,191,191	7,426,585	7,093,419	7,230,433	7,327,879	7,570,684
527	Morton	1,406,069	1,650,843	1,665,352	1,819,208	1,709,953	1,811,652	1,833,487	1,908,350
535	Oakton	4,298,212	4,745,844	5,069,275	5,176,328	4,950,623	5,000,129	5,291,025	5,696,547
505	Parkland	3,993,741	4,606,778	5,076,206	5,457,576	4,911,077	5,954,200	6,138,854	6,644,624
515	Prairie State	2,181,527	2,697,611	2,657,011	2,578,497	2,625,273	2,752,858	2,763,692	2,944,497
521	Rend Lake	2,778,793	3,628,533	3,703,699	3,848,469	3,920,115	4,041,847	4,108,903	4,358,233
537	Richland	1,469,737	1,703,419	1,702,556	1,741,509	1,734,528	1,865,178	1,943,716	2,046,188
511	Rock Valley	3,370,822	3,844,650	3,796,127	3,738,825	3,753,256	3,793,454	3,847,896	4,187,882
518	Sandburg	1,710,386	1,998,933	2,134,847	2,031,043	1,917,516	2,129,184	2,233,779	2,288,356
506	Sauk Valley	1,649,428	2,267,996	2,407,280	2,320,739	2,217,439	2,295,426	2,327,003	2,389,055
531	Shawnee	1,637,222	1,840,374	1,879,912	1,783,995	1,896,714	2,468,869	2,690,240	2,913,163
510	South Suburban	3,829,963	3,873,867	4,963,177	4,878,025	4,383,016	4,984,812	6,173,345	6,290,196
533	Southeastern	3,063,929	3,976,109	4,105,638	4,074,090	3,977,343	4,024,591	4,178,918	4,591,564
534	Spoon River	1,233,080	1,583,636	1,669,153	1,599,810	1,659,284	1,633,330	1,796,487	1,786,143
504	Triton	8,240,699	9,430,380	8,888,685	8,399,833	7,920,530	7,635,909	7,768,211	7,943,413
516	Waubensee	2,007,310	2,314,481	2,470,457	2,613,578	2,570,435	2,618,486	2,824,993	3,045,086
539	Wood	1,844,849	2,112,309	2,275,404	2,229,467	2,006,101	1,930,584	1,951,200	1,950,158
TOTALS		\$192,592,564	\$218,762,850	\$220,724,385	\$216,420,299	\$215,449,701	\$222,821,316	\$231,204,426	\$240,357,589

Illinois Community College Board
Table IV-3
NET INSTRUCTIONAL UNIT COST IN ILLINOIS PUBLIC COMMUNITY COLLEGES
SINCE FISCAL YEAR 1989

Dist. No.	District/College	FY 1989	FY 1990	FY 1991	FY 1992	FY 1993	FY 1994	FY 1995
522	Belleville	\$ 90.60	\$ 97.55	\$103.48	\$105.82	\$106.73	\$115.93	\$125.33
503	Black Hawk	107.02	114.81	127.88	130.94	141.07	142.18	159.55
	East	150.96	151.57	160.34	—	—	—	—
	Quad Cities	100.06	109.40	123.00	—	—	—	—
508	Chicago	98.70	108.77	109.06	108.75	114.61	117.08	135.91
	City-Wide	89.40	100.77	96.92	98.77	120.08	—	—
	Daley	110.99	121.44	121.05	123.14	141.60	126.79	152.58
	Kennedy-King	99.56	109.84	106.75	99.11	112.86	110.60	163.16
	Malcolm X	83.81	93.68	98.68	97.42	92.70	101.73	119.67
	Olive-Harvey	94.55	104.45	107.37	112.58	118.69	131.97	149.32
	Truman	90.91	100.86	102.02	101.52	101.94	107.78	122.03
	Washington	137.87	147.36	144.34	144.83	148.13	135.42	136.57
	Wright	127.67	131.82	131.27	127.23	122.91	127.13	136.03
507	Danville	117.55	126.02	135.58	120.96	129.93	143.97	170.47
502	DuPage	98.95	101.90	110.63	120.35	124.26	134.86	143.55
509	Elgin	119.89	116.78	129.03	133.46	138.97	144.08	161.87
512	Harper	130.54	138.01	158.78	161.06	163.08	178.72	160.70
540	Heartland	—	—	—	—	—	—	154.98
519	Highland	112.47	115.74	122.28	131.08	143.01	140.88	158.04
514	Illinois Central	112.35	115.99	124.92	124.83	133.16	152.64	149.11
529	Illinois Eastern	75.74	85.54	84.56	85.63	85.37	93.40	98.04
	Frontier	62.33	69.49	67.53	98.27	62.69	75.06	75.50
	Lincoln Trail	97.96	109.84	111.75	104.07	103.93	114.64	117.53
	Olney Central	90.11	101.53	111.64	78.24	101.98	105.90	117.30
	Wabash Valley	64.14	73.14	66.89	64.91	77.32	83.15	87.29
513	Illinois Valley	104.20	110.19	111.11	111.82	118.81	128.77	139.88
525	Joliet	136.09	122.41	142.08	143.86	145.15	158.98	178.19
520	Kankakee	96.62	92.89	95.39	93.29	92.69	102.81	104.19
501	Kaskaskia	106.63	108.75	110.66	112.59	111.56	123.75	131.50
523	Kishwaukee	122.06	127.56	134.01	123.83	131.17	144.26	150.88
532	Lake County	126.17	133.44	152.45	162.59	157.02	181.14	187.18
517	Lake Land	96.01	95.80	99.53	102.05	103.17	126.53	133.67
536	Lewis & Clark	118.95	111.09	103.96	98.82	109.91	124.33	143.38
526	Lincoln Land	105.83	112.20	123.39	116.48	117.79	132.62	142.43
530	Logan	100.39	104.48	106.18	119.28	111.12	124.19	127.47
528	McHenry	120.90	123.85	151.84	132.52	134.45	143.67	149.23
524	Moraine Valley	117.12	112.93	137.39	159.83	136.17	160.72	164.54
527	Morton	128.46	137.92	140.20	141.87	145.58	155.63	153.54
535	Oakton	123.49	125.20	134.13	132.92	127.85	133.86	150.05
505	Parkland	131.58	127.21	137.44	125.15	146.46	154.08	169.00
515	Prairie State	122.28	126.02	122.63	125.97	133.69	143.42	156.65
521	Rend Lake	109.29	120.65	112.98	99.83	120.32	120.69	132.82
537	Richland	130.24	132.88	132.99	114.97	113.07	134.40	158.23
511	Rock Valley	135.04	138.32	133.76	138.16	147.55	151.39	162.88
518	Sandburg	109.65	125.89	122.93	124.45	130.58	130.58	163.17
506	Sauk Valley	120.25	124.04	127.63	134.54	138.56	154.96	164.82
531	Shawnee	95.29	110.81	111.53	116.51	70.54	136.07	161.85
510	South Suburban	117.97	141.43	128.96	129.71	133.81	141.00	162.52
533	Southeastern	96.04	98.79	108.78	114.70	120.55	127.15	138.40
534	Spoon River	116.53	134.29	130.04	116.30	119.20	127.38	127.63
601	State Community	147.78	159.35	160.09	189.53	154.71	DNA	155.79
504	Triton	132.64	143.34	146.59	149.00	154.41	160.88	158.98
516	Waubonsee	143.30	130.48	137.49	150.74	163.18	156.89	162.14
539	Wood	124.72	134.48	137.86	140.43	147.42	162.90	176.48

STATE AVERAGES \$110.53 \$116.16 \$121.74 \$123.44 \$126.88 \$136.09 \$147.68

SOURCE OF DATA: Unit Cost Reports

Illinois Community College Board
Table IV-4
FISCAL YEAR 1995 TOTAL REIMBURSABLE CREDIT HOURS

Dist. No.	District	Bacca- laureate	Business	Technical	Health	Remedial	ABE/ASE	Total
522	Belleville	124,079	19,229	31,903	11,015	18,096	7,364	211,686
503	Black Hawk	78,005	13,699	19,105	7,387	7,645	23,231	149,072
508	Chicago	355,331	65,517	79,877	55,696	104,630	770,189	1,431,240
507	Danville	30,780	5,248	6,418	1,241	3,942	4,442	52,071
502	DuPage	271,502	31,639	60,454	13,915	23,691	15,507	416,708
509	Elgin	73,859	10,971	18,881	7,027	7,579	19,241	137,558
512	Harper	152,858	19,582	16,344	8,231	16,676	15,532	229,223
540	Heartland	29,942	2,014	2,709	1,687	4,961	18	41,331
519	Highland	29,047	2,902	4,707	3,312	6,077	5,178	51,223
514	Illinois Central	126,022	17,677	20,944	8,286	7,952	3,443	184,324
529	Illinois Eastern	62,266	10,856	34,647	17,101	4,190	4,512	133,572
513	Illinois Valley	46,405	5,129	12,552	4,685	3,974	1,302	74,047
525	Joliet	102,116	9,684	22,659	6,386	15,463	9,719	166,027
520	Kankakee	31,108	6,957	6,645	9,131	6,579	27,082	87,502
501	Kaskaskia	42,506	6,748	9,915	9,498	3,287	2,331	74,285
523	Kishwaukee	32,744	2,692	6,756	3,877	3,734	5,873	55,676
532	Lake County	112,273	9,763	17,422	8,344	13,926	12,493	174,221
517	Lake Land	50,314	9,762	19,845	7,559	4,468	2,294	94,242
536	Lewis & Clark	46,569	6,671	7,405	5,570	8,076	7,286	81,577
526	Lincoln Land	85,277	11,731	22,222	6,751	9,779	1,183	136,943
530	Logan	69,825	9,773	9,534	6,687	5,701	5,894	107,414
528	McHenry	49,574	6,555	6,893	2,529	4,666	5,708	75,925
524	Moraine Valley	142,372	14,222	18,076	13,931	13,990	11,610	214,201
527	Morton	28,275	2,885	3,719	4,602	2,045	12,673	54,199
535	Oakton	98,486	12,603	17,278	7,232	19,749	25,572	180,920
505	Parkland	92,065	9,996	15,150	11,707	16,269	3,461	148,648
515	Prairie State	48,561	4,959	7,253	6,869	6,909	6,997	81,548
521	Rend Lake	34,692	6,856	14,985	6,980	4,339	2,191	70,043
537	Richland	35,757	4,601	4,627	1,558	6,412	3,109	56,064
511	Rock Valley	77,364	10,484	17,489	4,395	11,589	3,769	125,090
518	Sandburg	27,170	5,546	6,115	6,066	3,572	3,414	51,883
506	Sauk Valley	27,772	4,087	4,458	3,513	3,943	1,331	45,104
531	Shawnee	23,219	4,922	2,974	4,937	2,268	2,274	40,594
510	South Suburban	65,576	11,421	9,829	13,271	14,570	22,547	137,214
533	Southeastern	29,545	6,297	16,448	7,863	3,420	4,735	68,308
534	Spoon River	23,250	3,375	3,517	2,157	1,575	1,743	35,617
601	State Community	13,132	2,061	1,616	2,035	2,070	3,149	24,063
504	Triton	112,053	18,421	29,678	25,006	14,980	29,235	229,373
516	Waubonsee	53,724	11,343	8,508	5,446	6,024	16,238	101,283
539	Wood	<u>18,373</u>	<u>4,315</u>	<u>4,378</u>	<u>2,988</u>	<u>3,135</u>	<u>2,006</u>	<u>35,195</u>
STATE TOTALS		2,953,788	423,193	623,935	336,471	421,951	1,105,876	5,865,214

*The credit hours used for funding purposes may not be the same as presented in this table.

SOURCE OF DATA: ICCB Credit Hour Claims

Illinois Community College Board
Table IV-5
SUMMARY OF FISCAL YEAR 1995 ICCB GRANTS TO ILLINOIS PUBLIC COMMUNITY COLLEGES

Dist. No.	District	Credit Hour Grants	Equalization Grants	Special Populations Grant	Economic Development Grants	Advanced Technology Grants	Retirees Health Ins. Grants	Total Grants
522	Belleville	\$6,438,153	\$4,582,494	\$132,388	\$169,659	\$201,737	\$63,801	\$11,588,232
503	Black Hawk	3,966,785	3,102,537	200,430	108,236	109,717	72,624	7,560,329
508	Chicago	36,400,673	11,240,303	6,007,044	455,556	630,047	573,529	55,307,152
507	Danville	1,820,906	1,433,799	68,434	67,321	48,422	52,262	3,491,144
502	DuPage	11,752,979	0	191,279	236,183	301,398	145,928	12,627,767
509	Elgin	3,765,490	0	188,843	100,317	97,853	48,869	4,201,372
512	Harper	6,343,566	0	178,397	119,479	126,560	97,059	6,865,061
519	Highland	1,530,073	862,381	65,142	56,931	32,855	36,652	2,584,034
514	Illinois Central	5,239,922	2,110,682	79,555	123,335	132,337	90,271	7,776,102
529	Illinois Eastern	4,243,001	3,547,718	130,886	147,962	169,231	50,905	8,289,703
513	Illinois Valley	2,258,354	0	46,724	70,837	53,689	44,118	2,473,722
525	Joliet	4,646,081	0	169,800	107,969	109,317	82,805	5,115,972
520	Kankakee	2,368,558	2,196,033	200,886	76,373	61,982	23,756	4,927,588
501	Kaskaskia	2,423,436	1,659,389	50,290	86,075	76,517	35,294	4,331,001
523	Kishwaukee	1,623,427	682,280	66,991	60,730	38,547	22,398	2,494,373
532	Lake County	4,863,009	0	145,183	106,874	107,677	43,439	5,266,182
517	Lake Land	2,828,189	1,462,407	48,858	101,624	99,811	50,905	4,591,794
536	Lewis & Clark	2,489,423	754,719	103,969	77,619	63,849	40,045	3,529,624
526	Lincoln Land	3,734,963	0	73,838	96,960	92,823	52,941	4,051,525
530	Logan	2,803,228	3,748,504	64,522	79,527	66,707	21,719	6,784,207
528	McHenry	1,958,469	0	64,637	63,071	42,054	19,683	2,147,914
524	Moraine Valley	6,799,601	0	136,169	147,249	168,163	76,697	7,327,879
527	Morton	1,598,228	0	86,144	57,314	33,430	58,371	1,833,487
535	Oakton	4,802,903	0	226,321	105,683	105,892	50,226	5,291,025
505	Parkland	4,652,208	1,095,619	107,771	112,913	116,723	53,620	6,138,854
515	Prairie State	2,481,249	0	98,927	71,900	55,281	56,335	2,763,692
521	Rend Lake	2,003,801	1,868,269	51,530	82,668	71,413	31,222	4,108,903
537	Richland	1,750,316	0	79,006	61,891	40,286	12,217	1,943,716
511	Rock Valley	3,506,480	0	90,138	98,482	95,104	57,692	3,847,896
518	Sandburg	1,559,902	479,087	67,792	61,502	39,704	25,792	2,233,779
506	Sauk Valley	1,558,135	578,144	52,408	63,859	43,235	31,222	2,327,003
531	Shawnee	1,248,088	1,295,203	41,594	58,544	35,273	11,538	2,690,240
510	South Suburban	4,063,835	1,604,823	238,775	99,178	96,146	70,588	6,173,345
533	Southeastern	2,172,062	1,760,982	51,514	92,271	85,799	16,290	4,178,918
534	Spoon River	1,282,223	349,501	39,707	60,725	38,539	25,792	1,796,487
504	Triton	7,009,273	0	282,276	166,967	197,704	111,991	7,768,211
516	Waubensee	2,522,110	0	125,113	78,566	65,267	33,937	2,824,993
539	Wood	1,293,411	487,042	46,719	67,649	48,913	7,466	1,951,200
District Totals		\$163,802,510	\$46,901,916	\$10,100,000	\$3,999,999	\$4,000,002	\$2,399,999	\$231,204,426
Special Initiatives				400,000	500,000			900,000
Heartland								1,466,000
Rounding		(10)	84		1	(2)		74
		\$163,802,500	\$46,902,000	\$10,500,000	\$4,500,000	\$4,000,000	\$2,399,999	\$233,570,500

SOURCE OF DATA: ICCB Financial Records

Illinois Community College Board
Table IV-6
SUMMARY OF FISCAL YEAR 1996 ICCB GRANTS TO ILLINOIS PUBLIC COMMUNITY COLLEGES

Dist. No.	District	Credit Hour Grants	Equalization Grants	Special Populations Grant	Economic Development Grants	Advanced Technology Grants	Retirees Health Ins. Grants	Total Grants
522	Belleville	\$6,604,363	\$4,730,541	\$149,250	\$178,696	\$211,607	\$69,766	\$11,944,222
503	Black Hawk	4,254,446	3,580,622	235,220	113,829	116,084	74,601	8,374,803
508	Chicago	32,632,495	13,587,521	7,036,571	481,897	658,102	607,864	55,004,449
507	Danville	1,813,096	1,563,082	74,735	69,229	50,406	53,879	3,624,427
502	DuPage	12,223,680	0	215,230	256,919	326,798	156,801	13,179,428
509	Elgin	3,831,211	0	201,327	110,642	111,390	52,497	4,307,067
512	Harper	6,807,478	0	204,714	128,851	138,205	108,448	7,387,696
519	Highland	1,643,728	930,732	73,770	59,852	36,598	38,682	2,783,363
514	Illinois Central	5,653,827	2,162,679	93,989	133,679	145,315	109,830	8,299,320
529	Illinois Eastern	4,280,856	3,824,506	143,401	158,275	181,536	57,333	8,645,907
513	Illinois Valley	2,408,678	0	52,088	75,860	60,171	49,044	2,645,841
525	Joliet	4,817,690	0	185,066	116,549	120,089	86,344	5,325,738
520	Kankakee	2,316,315	2,084,745	217,600	80,581	67,122	25,558	4,791,921
501	Kaskaskia	2,487,013	1,901,803	56,709	89,937	80,901	33,847	4,650,210
523	Kishwaukee	1,715,712	729,227	75,477	64,867	43,982	25,558	2,654,823
532	Lake County	5,128,840	0	165,957	113,717	115,919	46,971	5,571,405
517	Lake Land	3,044,180	1,545,664	58,875	110,472	111,140	53,188	4,923,519
536	Lewis & Clark	2,621,232	846,219	117,970	82,101	69,362	43,518	3,780,402
526	Lincoln Land	3,946,428	0	79,626	103,632	101,068	55,260	4,286,015
530	Logan	2,943,392	4,064,651	71,099	84,873	73,443	23,486	7,260,943
528	McHenry	2,151,706	0	72,884	67,738	48,211	21,413	2,361,952
524	Moraine Valley	7,002,039	0	158,092	153,641	174,711	82,200	7,570,684
527	Morton	1,645,174	0	101,243	59,796	36,515	65,622	1,908,350
535	Oakton	5,150,643	0	268,298	111,048	111,988	54,570	5,696,547
505	Parkland	4,990,565	1,220,483	128,329	120,551	125,982	58,714	6,644,624
515	Prairie State	2,615,357	18,982	110,834	76,595	61,253	61,477	2,944,497
521	Rend Lake	2,124,358	1,981,261	54,398	87,600	77,459	33,156	4,358,233
537	Richland	1,840,813	0	87,786	62,256	40,137	15,197	2,046,188
511	Rock Valley	3,804,909	0	108,018	104,389	102,182	68,385	4,187,882
518	Sandburg	1,608,734	472,899	70,206	65,441	44,828	26,249	2,288,356
506	Sauk Valley	1,620,289	572,210	56,709	64,553	43,519	31,775	2,389,055
531	Shawnee	1,341,966	1,412,243	42,457	62,652	40,720	13,124	2,913,162
510	South Suburban	4,139,803	1,565,601	294,038	105,191	103,363	82,200	6,290,196
533	Southeastern	2,260,379	2,055,402	62,151	100,261	96,103	17,269	4,591,564
534	Spoon River	1,268,644	348,739	41,663	60,793	37,983	28,321	1,786,143
504	Triton	7,108,439	0	319,673	180,360	214,058	120,882	7,943,413
516	Waubensee	2,686,703	0	161,250	85,207	73,935	37,991	3,045,086
539	Wood	<u>1,273,307</u>	<u>500,671</u>	<u>53,296</u>	<u>67,470</u>	<u>47,816</u>	<u>7,598</u>	<u>1,950,158</u>
District Totals		\$165,808,488	\$51,700,483	\$11,700,000	\$4,250,000	\$4,300,000	\$2,598,618	\$240,357,589
Special Initiatives				1,000,000	1,000,000			2,000,000
Heartland								1,466,000
Other Retirees							1,382	1,382
Rounding		12	417					429
		<u>165,808,500</u>	<u>\$51,700,900</u>	<u>\$12,700,000</u>	<u>\$5,250,000</u>	<u>\$4,300,000</u>	<u>\$2,600,000</u>	<u>\$243,825,400</u>

SOURCE OF DATA: ICCB Financial Records

Illinois Community College Board

Table IV-7

PER CAPITA COSTS, CHARGEBACK RATES, AND STUDENT TUITION AND
FEE RATES AT ILLINOIS PUBLIC COMMUNITY COLLEGE DISTRICTS

Dist. No.	District	FY 1995 Per Capita Costs a)	FY 1996 Chargeback Rates a)	FY 1996 Student Tuition & Fee Rates b)
522	Belleville	\$158.88	\$ 51.41	\$40.00
503	Black Hawk	224.53	77.12	53.00
508	Chicago	183.95	142.45	43.17
507	Danville	197.17	113.23	38.00
502	DuPage	176.32	95.42	40.50
509	Elgin	223.21	141.41	39.50
512	Harper	226.01	147.53	41.50
540	Heartland	175.52	85.54	36.00
519	Highland	204.00	88.73	40.00
514	Illinois Central	204.46	87.71	42.45
529	Illinois Eastern	152.64	52.22	29.50
513	Illinois Valley	191.27	84.56	37.75
525	Joliet	194.48	103.96	42.00
520	Kankakee	166.47	39.15	38.00
501	Kaskaskia	161.02	52.05	33.75
523	Kishwaukee	211.41	113.57	37.75
532	Lake County	252.99	143.53	44.00
517	Lake Land	198.56	62.94	46.00
536	Lewis & Clark	245.86	98.46	40.00
526	Lincoln Land	156.28	59.81	36.75
530	Logan	144.53	59.10	30.00
528	McHenry	204.11	140.08	38.47
524	Moraine Valley	212.19	118.87	44.00
527	Morton	221.79	105.78	46.00
535	Oakton	224.60	136.69	34.25
505	Parkland	193.24	101.11	43.00
515	Prairie State	211.54	89.92	54.00
521	Rend Lake	199.94	55.86	32.00
537	Richland	227.93	111.23	39.50
511	Rock Valley	222.97	104.12	37.00
518	Sandburg	201.83	72.25	49.00
506	Sauk Valley	195.19	74.63	41.00
531	Shawnee	209.08	57.24	29.25
510	South Suburban	212.07	102.34	48.00
533	Southeastern	204.27	91.03	27.00
534	Spoon River	162.69	47.22	44.00
504	Triton	191.11	82.37	44.50
516	Waubonsee	246.37	150.00	42.50
539	Wood	217.52	85.03	49.00
AVERAGES		\$200.21	\$92.97	\$40.31

SOURCES OF DATA: a) Certificate of Chargeback Reimbursement
b) ICCB Survey

Illinois Community College Board
Table IV-8

1994 OPERATING TAX EXTENSIONS* FOR REAL ESTATE TAX AND
1995 CORPORATE PERSONAL PROPERTY REPLACEMENT TAX REVENUES

Dist. No.	District	1994 Operating Tax Extension a)	1995 Total CPPRT b)
522	Belleville	\$4,305,781	\$839,759
503	Black Hawk	3,943,774	826,283
508	Chicago	72,334,210	8,215,095
507	Danville	2,642,301	347,686
502	DuPage	37,532,714	936,849
509	Elgin	14,823,876	340,221
512	Harper	27,625,154	578,311
540	Heartland	4,137,076	--
519	Highland	2,100,959	242,817
514	Illinois Central	7,068,303	1,776,053
529	Illinois Eastern	1,858,553	405,712
513	Illinois Valley	3,288,156	726,210
525	Joliet	12,947,609	1,187,801
520	Kankakee	2,118,184	296,653
501	Kaskaskia	1,559,646	299,867
523	Kishwaukee	3,265,086	158,462
532	Lake County	21,407,372	714,662
517	Lake Land	2,968,339	263,277
536	Lewis & Clark	3,969,276	598,850
526	Lincoln Land	9,050,076	663,873
530	Logan	1,818,261	379,699
528	McHenry	7,672,317	196,474
524	Moraine Valley	11,451,957	758,533
527	Morton	4,375,744	755,582
535	Oakton	21,510,677	618,962
505	Parkland	8,008,025	1,330,386
515	Prairie State	4,390,652	291,069
521	Rend Lake	1,020,474	259,385
537	Richland	3,231,105	261,106
511	Rock Valley	10,640,261	931,339
518	Sandburg	2,056,920	164,047
506	Sauk Valley	2,287,386	280,391
531	Shawnee	628,837	297,790
510	South Suburban	4,792,680	338,685
533	Southeastern	1,013,205	135,276
534	Spoon River	1,075,218	553,640
504	Triton	15,875,415	1,210,835
516	Waubonsee	8,421,164	557,841
539	Wood	<u>1,495,938</u>	<u>303,444</u>
TOTALS		\$350,712,681	\$29,042,925

*1994 tax extensions are collectible in 1995

SOURCES OF DATA: a) ICCB 1995 Tax Survey

b) Department of Revenue

Illinois Community College Board
Table IV-9
1994 TAX LEVY RATES (PER \$100 OF EAV)

Dist. No.	District	Education Fund	Oper. & Maint. Fund	Supp. Equity	Liability, Protect. & Settlement Fund	Audit Fund	Building Bonds	Working Cash Bonds	Protect., Health & Safety Bonds	Teacher's Orders	Prot., Health., & Safety Tax Levy	PBC Oper. & Maint. Fund	PBC Rental Fund	Total
522	Belleville	13.20	2.80		4.63	0.07					3.27			23.97
503	Black Hawk	11.70	6.84	4.54	9.38	0.42					3.30			36.18
508	Chicago	16.67	4.76		0.90	0.10						2.62	12.09	37.14
507	Danville	36.57	7.35		5.73	0.27	11.00							60.92
502	DuPage	17.10	2.95		0.60	0.03								20.68
509	Elgin	22.76	7.26		2.94	0.11								42.43
512	Harper	16.88	7.25		0.88	0.08	0.91				1.05	1.66	7.70	28.56
540	Heartland	17.50	5.00		1.10	0.05								24.90
519	Highland	17.50	7.50		3.87	0.18			2.75		2.54			37.69
514	Illinois Central	20.00	5.00		7.90	0.37					5.00		10.40	48.67
529	Illinois Eastern	17.50	7.50		4.14	0.27	3.37		9.30					42.08
513	Illinois Valley	13.00	4.00		4.10	0.16					3.98			28.09
525	Joliet	12.50	7.50		0.65	0.10					0.55			21.30
520	Kankakee	12.93	3.70	3.23	2.58	0.21								22.65
501	Kaskaskia	17.50	7.50		6.80	0.17		4.43			5.00			41.40
523	Kishwaukee	26.78	6.95		4.21	0.27	14.57				3.56			56.34
532	Lake County	13.00	6.00		0.10	0.10			0.30					20.70
517	Lake Land	15.50	2.50	5.59	3.37	0.21					5.00			32.17
536	Lewis & Clark	15.00	10.00		2.55	0.06								31.56
526	Lincoln Land	24.98	6.00		1.40	0.10			0.95					35.37
530	Logan	20.00	5.00		5.32	0.04	13.33		3.49					47.18
528	McHenry	22.00	3.00		2.21	0.17	6.00							33.38
524	Moraine Valley	16.83	4.81		2.60	0.12	2.53				1.13			28.02
527	Morton	30.00	10.00		9.34	0.50		5.11						54.95
535	Oakton	17.10	3.98		0.99	0.04		2.99						25.10
505	Parkland	26.00	10.00		8.24	0.18					5.00			49.42
515	Prairie State	19.73	2.96		3.88	0.15		6.74	0.82		4.82			39.10
521	Rend Lake	19.18	4.79		8.50	0.50			11.00	6.60	4.79			55.36
537	Richland	15.00	4.00		2.54	0.20	6.02							27.76
511	Rock Valley	23.00	4.00		2.52	0.08	2.50				1.94			34.04
518	Sandburg	17.00	5.00	1.59	6.80	0.36		6.75			5.00			42.50
506	Sauk Valley	24.50	3.00		4.83	0.35					5.00			41.06
531	Shawnee	18.70	4.68		8.13	0.50			3.38					32.01
510	South Suburban	9.08	6.80	5.58	13.43	0.31		2.22	4.45	4.26	0.47			46.60
533	Southeastern	28.00	10.00		5.85	0.50								44.35
534	Spoxon River	20.00	5.00		5.13	0.35			3.05		1.41			33.53
504	Triton	25.50	7.00		3.07	0.18					1.54			37.16
516	Waubensee	25.70	3.00		2.34	0.16		1.54			1.58			46.35
539	Wood	17.50	5.00	1.09	4.62	0.41		3.43					12.07	33.63

SOURCE OF DATA: ICCB 1995 Tax Survey

Illinois Community College Board

Table IV-10

FISCAL YEAR 1995 NET INSTRUCTIONAL UNIT COST BY FUNDED INSTRUCTIONAL CATEGORIES
IN ILLINOIS PUBLIC COMMUNITY COLLEGES*

Dist. No.	District	Bacca- laureate	Business	Technical	Health	Remedial	ABE/ASE	Average
522	Belleville	\$113.11	\$126.22	\$160.05	\$182.76	\$109.37	\$127.93	\$125.33
503	Black Hawk	158.69	160.77	182.35	189.93	154.97	133.46	159.54
508	Chicago	183.50	185.75	213.80	207.32	138.82	95.32	135.91
507	Danville	152.32	175.43	264.59	248.19	148.13	151.66	170.47
502	DuPage	137.81	150.58	160.97	226.15	116.48	138.47	143.53
509	Elgin	152.26	177.14	208.03	262.86	147.79	115.95	161.87
512	Harper	157.17	168.95	220.93	146.26	151.05	166.54	160.70
540	Heartland	150.01	183.85	176.27	200.64	144.93	142.33	154.71
519	Highland	157.93	164.98	219.60	176.40	108.65	145.26	158.03
514	Illinois Central	134.04	162.81	197.79	252.36	127.35	113.72	149.11
529	Illinois Eastern	94.44	95.69	103.65	107.50	94.34	82.28	98.03
513	Illinois Valley	138.58	128.16	143.62	177.79	122.62	113.95	139.88
525	Joliet	162.00	178.83	250.89	289.40	148.79	152.89	178.19
520	Kankakee	106.10	112.88	177.69	147.70	95.60	69.59	104.18
501	Kaskaskia	121.83	126.24	155.45	171.00	111.66	92.52	131.49
523	Kishwaukee	126.77	166.27	222.94	199.13	141.25	165.86	150.84
532	Lake County	184.52	201.97	220.11	273.24	169.11	131.11	187.18
517	Lake Land	122.85	131.77	160.42	177.40	111.01	100.03	133.67
536	Lewis & Clark	135.05	164.70	174.34	213.61	120.66	123.04	143.38
526	Lincoln Land	136.75	114.88	141.72	266.23	135.97	181.93	142.43
530	Logan	120.20	134.31	167.86	174.18	115.75	94.77	127.47
528	McHenry	146.15	152.03	198.72	181.73	133.18	111.35	149.23
524	Moraine Valley	156.24	195.46	211.03	237.68	134.55	104.15	164.54
527	Morton	154.16	188.88	204.33	233.43	114.37	115.23	153.54
535	Oakton	151.60	172.48	187.71	240.27	126.67	97.92	150.05
505	Parkland	159.74	164.05	188.16	260.79	153.90	129.61	168.97
515	Prairie State	140.68	144.76	203.80	241.86	133.57	166.17	156.64
521	Rend Lake	107.88	135.86	165.56	165.90	111.18	261.54	132.82
537	Richland	154.03	171.42	193.66	186.80	152.58	132.97	158.23
511	Rock Valley	151.09	171.71	232.95	209.85	128.51	106.55	162.87
518	Sandburg	147.63	173.03	183.01	192.78	141.20	203.75	163.17
506	Sauk Valley	156.17	151.80	183.76	251.91	149.22	140.71	164.82
531	Shawnee	148.75	186.56	230.27	171.98	121.36	160.43	161.84
510	South Suburban	158.33	170.89	204.45	191.50	160.45	133.97	162.52
533	Southeastern	131.22	150.35	159.86	148.95	135.30	94.29	138.40
534	Spoon River	117.04	153.39	173.63	156.41	103.78	125.80	127.62
601	State Community	150.68	172.69	149.77	179.29	173.66	139.46	155.78
504	Triton	154.14	155.08	207.37	194.33	151.06	103.64	158.98
516	Waubensee	161.83	163.64	199.12	188.67	150.10	137.21	162.14
539	Wood	160.10	171.96	224.53	237.26	158.83	172.09	176.47
STATE AVERAGES		\$149.09	\$160.72	\$187.00	\$198.43	\$136.43	\$104.04	\$147.66

SOURCE OF DATA: ICCB Unit Cost Report

110

100

Illinois Community College Board
Table IV-11
FISCAL YEAR 1995 AUDITED OPERATING REVENUES* BY SOURCE

Dist. No.	District	Local Taxes & Chgbacks	Student Tuition	Student Fees	ICCB Grants	CPERT**	SBE Adult Ed & Other State	SBE Voc Ed	Federal	Other	Total
522	Belleville	\$4,250,657	\$8,064,332	\$1,025,503	\$11,020,672	\$778,980	\$0	\$594,532	\$31,090	\$429,027	\$26,194,793
503	Black Hawk	3,851,288	7,818,461	649,047	6,891,815	802,013	41,124	351,181	433,569	984,899	21,823,397
508	Chicago	68,525,734	26,489,788	9,074,015	47,672,554	7,738,874	1,500,000	1,805,993	213,946	7,430,630	170,451,534
507	Danville	2,408,924	2,141,680	474,243	3,254,705	327,433	119,477	0	10,963	215,717	8,953,142
502	DuPage	36,887,361	17,193,796	670,437	11,752,979	869,089	0	540,418	1,712	1,108,413	69,024,205
509	Elgin	14,212,823	5,182,548	0	3,765,490	320,412	285,896	0	0	538,572	24,305,741
512	Harper	29,613,840	9,617,501	954,400	6,343,566	536,494	293,208	286,700	0	1,577,900	49,223,609
540	Heartland	3,603,939	1,806,234	146,234	1,411,000	0	0	37,519	2,208	335,825	7,342,959
519	Highland	2,032,718	1,647,708	126,930	2,392,454	225,243	116	129,668	35,812	299,356	6,890,005
514	Illinois Central	6,963,079	7,650,713	560,750	7,350,604	1,647,508	0	396,887	0	1,829,058	26,398,599
529	Illinois Eastern	1,835,457	1,329,006	290,366	7,790,719	382,077	559,926	670,249	0	284,011	13,141,801
513	Illinois Valley	3,207,653	2,415,165	295,269	2,122,064	683,907	119,346	0	799	390,884	9,235,087
525	Joliet	12,898,697	6,544,378	1,338,644	4,646,081	0	240,556	241,497	14,129	781,232	26,705,214
520	Kankakee	2,083,954	2,593,178	222,302	4,564,591	279,372	126,418	265,068	69,030	429,388	10,633,301
501	Kaskaskia	1,344,432	1,953,168	270,007	3,755,885	278,164	64,804	75,346	97,697	34,987	7,874,490
523	Kishwaukee	3,302,706	1,974,121	205,386	2,285,187	134,310	0	94,969	9,532	45,061	8,051,272
532	Lake County	20,787,570	8,710,631	653,069	4,864,668	673,030	0	196,099	0	1,141,341	37,026,408
517	Lake Land	2,852,128	3,124,157	1,137,165	4,044,271	247,940	268,166	310,434	0	876,257	12,860,518
536	Lewis & Clark	3,863,561	2,664,572	183,831	3,244,142	563,965	0	176,572	60,000	67,845	10,824,488
526	Lincoln Land	8,255,528	4,364,387	117,292	3,332,300	615,824	97,971	132,388	12,350	457,801	17,285,841
530	Logan	1,735,455	3,082,797	254,786	6,551,732	352,217	0	237,726	0	409,509	12,624,222
528	McHenry	7,426,267	3,485,860	461,127	1,958,469	182,255	0	100,019	0	286,078	13,900,075
524	Moraine Valley	11,648,070	11,111,788	600,637	6,799,601	714,385	91,314	371,427	0	870,602	32,207,824
527	Morton	4,089,293	2,074,727	113,371	1,598,228	711,798	0	90,447	0	389,569	9,067,433
535	Oakton	22,194,277	6,529,074	1,185,143	4,190,493	0	576,927	165,131	0	1,566,845	36,407,890
505	Parkland	8,123,142	7,780,187	1,112,294	5,723,719	1,252,885	0	328,576	0	1,063,894	25,384,697
515	Prairie State	4,377,462	4,010,858	477,596	2,481,249	274,161	0	198,705	0	449,773	12,269,804
521	Rend Lake	981,168	1,715,556	137,465	3,779,592	240,611	0	225,171	0	468,261	7,547,824
537	Richland	3,111,273	2,310,604	271,172	1,750,316	245,896	0	72,500	0	344,323	8,106,084
511	Rock Valley	10,276,498	5,004,342	401,135	3,506,480	877,085	0	172,451	0	403,032	20,641,023
518	Sandburg	1,945,035	2,060,957	143,512	1,890,061	152,173	64,084	75,000	0	134,085	6,464,907
506	Sauk Valley	2,172,743	1,675,561	92,720	2,136,279	264,057	1,482	96,855	28,888	174,027	6,642,612
531	Shawnee	579,073	1,080,319	355,389	2,543,291	274,029	0	147,231	8,664	250,160	5,238,156
510	South Suburban	4,591,106	5,636,539	749,937	5,668,658	314,170	676,970	284,435	143,690	5,363,334	23,428,839
533	Southeastern	936,689	1,630,878	137,653	3,933,044	128,839	0	180,017	47,886	174,524	7,169,530
534	Spoon River	1,005,506	1,494,282	198,059	1,448,421	521,388	0	85,428	32,122	121,362	4,906,568
504	Triton	15,898,009	11,833,822	322,438	7,009,273	1,140,209	0	740,543	1,440	1,143,810	38,089,544
516	Waubensee	8,313,245	3,317,124	383,087	2,522,110	525,344	0	177,862	56,647	3,073,429	18,368,848
539	Wood	1,330,517	1,829,353	141,398	1,780,453	285,767	102,550	0	301	341,820	5,812,152
STATE TOTALS		\$343,516,877	\$200,850,152	\$25,933,809	\$209,777,216	\$25,561,904	\$5,230,335	\$10,055,044	\$1,312,475	\$36,286,631	\$858,524,443

* Revenues received in the Education and Operations & Maintenance Funds

**Corporate Personal Property Replacement Tax Revenue

SOURCE OF DATA: College Audits

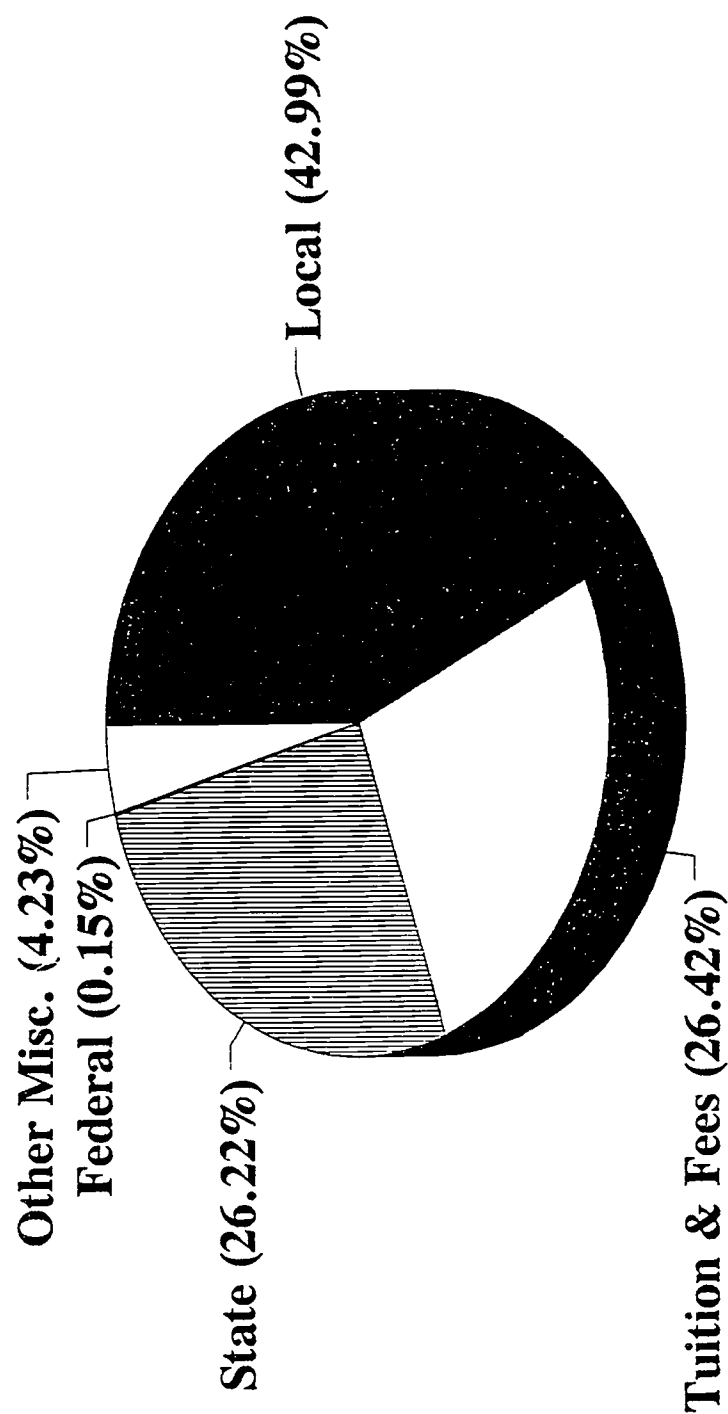


Figure 3. FY 1995 Audited Sources of Revenue

Illinois Community College Board
Table IV-12
FISCAL YEAR 1995 AUDITED OPERATING EXPENDITURES* BY FUNCTION

Dist. No.	District	Instruction	Acad Support	Student Services	Public Service	Organ Research	Ind. Operations	Oper & Maintenance	General Administration	Instit. Support	Total
522	Belleville	\$13,342,303	\$1,309,158	\$2,420,700	\$282,143	\$0	\$0	\$3,255,761	\$1,698,443	\$2,215,516	\$24,524,024
503	Black Hawk	9,760,492	2,318,544	1,969,287	740,918	0	0	2,223,236	2,233,663	2,445,008	21,691,148
508	Chicago	92,869,778	7,229,921	15,639,459	4,881,787	0	0	27,191,233	21,219,588	4,884,125	173,915,891
507	Danville	3,947,874	370,099	531,322	154,056	0	101,208	1,389,263	665,115	1,443,245	8,602,182
502	DuPage	38,313,895	2,846,377	5,803,527	101,144	0	0	7,581,376	5,485,864	3,826,531	63,958,714
509	Elgin	10,965,041	1,121,958	2,184,000	63,187	0	0	3,422,339	1,164,207	2,423,793	21,344,525
512	Harper	20,868,794	2,405,991	3,917,498	168,692	0	0	6,168,727	1,620,575	12,526,583	47,676,860
540	Heartland	3,184,626	629,932	543,314	152,630	0	0	986,664	753,017	816,973	7,067,156
519	Highland	3,328,078	264,897	579,112	192,963	0	0	930,850	495,636	949,546	6,741,082
514	Illinois Central	14,010,425	1,289,379	1,581,059	0	0	0	4,083,606	1,997,811	1,574,795	24,537,075
529	Illinois Eastern	6,591,344	372,337	585,965	18,179	0	0	1,769,523	1,755,484	1,797,591	12,890,423
513	Illinois Valley	5,021,231	453,993	670,892	0	0	0	1,323,373	598,173	816,323	8,883,985
525	Joliet	15,267,632	985,986	1,815,270	121,993	0	0	3,683,930	1,572,629	2,041,021	25,488,461
520	Kankakee	4,778,489	441,571	739,809	14,254	0	91,410	1,246,131	668,583	1,736,845	9,625,682
501	Kaskaskia	4,354,611	309,351	632,587	0	0	0	1,042,993	471,846	999,416	7,902,214
523	Kishwaukee	4,530,831	348,892	584,779	216,865	0	0	1,200,548	468,658	537,942	7,888,515
532	Lake County	17,096,466	2,681,546	2,868,913	1,548,420	0	0	3,527,018	2,507,333	4,278,683	34,508,379
517	Lake Land	6,897,693	257,670	937,686	0	0	0	1,843,013	354,440	2,035,097	12,325,599
536	Lewis & Clark	5,570,775	308,838	854,180	55,510	0	0	1,852,163	748,050	976,693	10,366,209
526	Lincoln Land	9,788,054	579,213	1,510,743	170,744	0	0	2,081,614	1,010,525	1,420,237	16,561,130
530	Logan	6,712,525	579,418	1,092,109	153,236	0	0	1,673,420	712,815	1,142,463	12,065,986
528	McHenry	5,935,469	1,130,952	1,229,747	725,740	0	0	1,408,453	1,157,799	1,075,589	12,663,749
524	Moraine Valley	15,406,735	1,409,300	3,302,232	1,134,373	0	0	4,548,807	1,681,419	5,221,918	32,704,784
527	Morton	3,777,672	372,531	718,773	68,213	0	154,222	1,057,723	657,171	1,909,101	8,715,406
535	Oakton	17,363,958	2,194,705	3,544,990	343,670	0	0	2,717,184	2,261,182	993,567	29,419,256
505	Parkland	12,697,072	1,282,990	2,043,188	1,085,693	0	0	2,583,107	3,195,801	1,582,850	24,470,701
515	Prairie State	6,406,970	582,655	1,192,210	0	0	0	1,431,039	1,103,392	1,140,836	11,857,102
521	Rend Lake	4,414,917	253,334	556,919	120,870	0	0	1,092,515	577,462	652,337	7,668,354
537	Richland	4,559,939	422,009	911,512	0	0	0	923,780	711,322	716,524	8,245,086
511	Rock Valley	11,006,496	1,001,615	1,216,231	746,613	0	331,414	2,244,473	1,512,605	1,830,543	19,889,990
518	Sandburg	3,276,727	250,373	423,287	10,063	0	0	849,020	557,183	891,028	6,257,681
506	Sauk Valley	3,641,109	266,705	732,842	0	0	0	750,457	538,417	535,469	6,464,999
531	Shawnee	2,812,803	189,363	513,683	0	0	0	729,862	411,901	319,350	4,976,962
510	South Suburban	9,332,375	607,239	1,860,436	1,668,112	0	0	1,976,556	1,173,726	2,145,801	18,764,245
533	Southeastern	3,230,564	239,631	767,731	36,174	0	187,894	759,730	467,743	879,820	6,569,287
534	Spoon River	2,486,533	248,116	450,580	0	0	0	658,871	362,877	532,748	4,739,725
504	Triton	17,508,040	1,026,227	2,204,515	64,100	0	0	4,529,576	1,532,895	8,251,478	35,116,831
516	Waubensee	5,738,668	866,466	1,122,671	1,192,980	0	187,265	2,240,467	2,452,713	2,782,388	16,583,618
539	Wood	2,537,968	262,384	604,021	256,444	0	16,967	525,671	693,965	826,707	5,724,127
TOTAL		\$429,334,972	\$39,711,666	\$70,857,779	\$16,489,766	\$0	\$1,070,380	\$109,504,072	\$69,252,028	\$83,176,480	\$819,397,143

*Expenditures made from the Education and Operations & Maintenance Funds
SOURCE OF DATA: College Audits

Illinois Community College Board
Table IV-13
FISCAL YEAR 1995 AUDITED OPERATING EXPENDITURES* BY OBJECT

Dist. No.	District/College	Salaries	Employee Benefits	Contract. Services	General Materials	Travel	Fixed Charges	Utilities	Capital Outlay	Other	Total
522	Belleville	\$18,320,509	\$1,128,396	\$657,607	\$1,685,854	\$167,775	\$665,666	\$993,253	\$465,391	\$439,573	\$24,524,024
503	Black Hawk	14,537,478	2,059,792	1,196,310	1,362,205	221,412	308,507	881,240	392,783	731,421	21,691,148
508	Chicago	120,241,397	16,307,138	5,785,448	17,333,860	512,915	0	5,930,542	3,163,150	4,641,441	173,915,891
507	Danville	5,413,664	626,990	464,157	616,870	149,738	81,449	470,140	557,011	222,163	8,602,182
502	DuPage	46,170,611	4,534,529	2,541,319	5,262,382	465,941	1,421,697	1,973,283	1,588,952	0	63,958,714
509	Elgin	15,506,578	309,762	594,523	1,924,543	215,307	480,605	1,097,813	1,177,318	38,076	21,344,525
512	Harper	31,919,306	4,349,386	1,919,848	3,669,278	367,136	254,398	1,502,487	3,387,632	307,389	47,676,860
540	Heartland	3,795,831	148,207	277,603	523,847	223,985	521,561	130,132	1,044,967	401,023	7,067,156
519	Highland	4,658,044	533,741	301,436	461,782	93,353	59,523	391,851	220,343	21,009	6,741,082
514	Illinois Central	18,401,787	1,467,791	570,164	2,337,443	301,307	133,392	961,850	362,241	1,100	24,537,075
529	Illinois Eastern	9,334,003	675,452	756,530	715,941	153,548	236,559	722,673	116,219	152,498	12,890,423
513	Illinois Valley	6,386,920	713,448	207,578	601,797	91,183	149,575	432,793	87,294	213,397	8,883,985
525	Joliet	18,109,798	2,120,143	832,933	1,829,010	271,217	244,559	830,262	334,128	916,411	25,488,461
520	Kankakee	6,223,322	361,955	542,840	717,460	100,729	20,939	429,171	1,029,237	200,029	9,625,682
501	Kaskaskia	5,268,334	814,264	474,758	604,283	76,916	106,797	401,374	61,537	93,951	7,902,214
523	Kishwaukee	5,842,759	347,803	321,011	516,423	52,357	170,410	486,851	150,901	0	7,888,515
532	Lake County	24,746,851	1,599,627	1,431,870	2,832,043	402,141	670,578	1,271,473	857,587	696,209	34,508,379
517	Lake Land	7,952,903	816,556	253,064	1,213,248	143,986	288,051	490,464	1,108,242	59,085	12,325,599
536	Lewis & Clark	7,462,407	364,908	979,213	655,014	102,743	75,078	618,056	108,790	0	10,366,209
526	Lincoln Land	11,988,352	1,053,016	798,656	840,072	200,253	439,851	733,384	428,808	78,738	16,561,130
530	Logan	8,892,661	732,782	396,476	818,905	209,000	8,569	477,894	298,908	230,791	12,065,986
528	McHenry	8,693,808	1,435,841	698,646	907,448	177,094	(3,338)	452,352	144,205	157,693	12,663,749
524	Moraine Valley	20,303,176	2,574,281	1,862,443	2,925,391	287,856	266,360	799,641	2,914,834	770,802	32,704,784
527	Morton	5,992,723	1,154,920	251,345	528,184	49,250	24,454	385,325	93,359	235,846	8,715,406
535	Oakton	21,423,586	2,392,865	2,045,225	1,736,624	198,654	314,586	883,914	423,802	0	29,419,256
505	Parkland	17,284,259	1,487,358	903,669	1,703,773	273,476	183,868	981,387	1,068,534	584,377	24,470,701
515	Prairie State	8,394,687	711,969	614,127	844,886	122,453	18,968	548,220	411,097	190,695	11,857,102
521	Rend Lake	5,513,675	269,805	766,040	463,594	86,152	33,524	362,675	172,889	0	7,668,354
537	Richland	6,027,602	526,601	369,116	685,859	73,330	293,479	0	81,089	188,010	8,245,086
511	Rock Valley	13,155,305	1,766,926	1,208,676	1,611,411	262,647	26,004	737,621	976,438	144,962	19,889,990
518	Sandburg	4,302,671	280,548	579,245	314,498	83,144	10,133	295,259	264,963	127,220	6,257,681
506	Sauk Valley	4,597,531	592,008	197,876	469,864	110,646	0	227,783	227,068	42,223	6,464,999
531	Shawnee	3,635,412	36,058	271,741	487,808	68,638	40,016	302,010	107,069	28,210	4,976,962
510	South Suburban	12,632,419	1,726,582	491,262	1,657,558	105,237	441,216	1,035,839	416,267	257,865	18,764,245
533	Southeastern	3,969,421	277,297	638,706	409,851	150,908	43,831	322,929	254,338	502,006	6,569,287
534	Spoon River	3,175,168	163,600	124,768	455,125	63,280	31,544	300,471	201,365	224,404	4,739,725
504	Triton	24,228,384	3,335,424	1,331,132	2,049,773	152,379	875,336	1,290,686	1,387,283	466,434	35,116,831
516	Waubesa	10,705,342	869,872	629,010	2,055,362	239,619	404,368	755,366	686,222	238,457	16,583,618
539	Wood	3,814,873	384,771	257,821	494,045	136,657	133,719	192,792	151,652	157,797	5,724,127
STATE TOTALS		\$569,023,557	\$61,052,412	\$34,544,192	\$66,323,314	\$7,191,362	\$9,475,832	\$31,101,256	\$26,923,913	\$13,761,305	\$819,397,143

*Expenditures made from the Education and Operations and Maintenance Funds.
SOURCE OF DATA: College Audits

Illinois Community College Board
Table IV-14

FISCAL YEAR 1995 TOTAL CURRENT FUNDS* REVENUE BY SOURCE

Dist. No.	District	Local Tax Revenue	Other Local Revenue	ICCB Grants	Other State Revenue	Federal Revenue	Tuition and Fees	Other Misc. Revenue	Total
522	Belleville	\$4,920,616	\$1,411,528	\$11,663,674	\$2,232,855	\$5,574,543	\$9,089,835	\$3,697,630	\$38,590,681
503	Black Hawk	5,395,487	90,289	7,371,454	6,703,613	4,957,012	8,722,266	4,043,500	37,283,621
508	Chicago	71,259,865	0	54,999,503	20,983,639	32,463,972	35,563,803	8,591,242	223,862,024
507	Danville	2,758,252	728,332	3,490,693	1,022,437	4,728,393	2,719,843	283,770	15,731,720
502	DuPage	37,855,312	258,057	12,668,051	2,800,529	2,879,931	22,749,695	6,015,433	85,227,008
509	Elgin	15,454,081	89,661	4,201,229	1,219,184	500,731	5,477,479	4,817,050	31,759,415
512	Harper	30,560,483	142,791	6,865,061	2,044,678	56,806	13,124,218	6,779,947	59,573,984
540	Heartland	3,781,784	0	1,466,000	82,739	761,006	1,952,468	340,186	8,384,183
519	Highland	2,393,618	0	2,605,419	874,109	1,309,654	2,189,797	1,559,419	10,932,016
514	Illinois Central	8,481,710	364,285	7,901,102	5,129,350	4,705,097	8,211,463	7,366,820	42,159,827
529	Illinois Eastern	2,114,747	41,144	8,289,703	2,380,608	4,441,865	1,983,241	2,387,572	21,638,880
513	Illinois Valley	4,006,746	20,626	2,337,432	1,270,984	2,398,103	2,919,538	2,399,055	15,352,484
525	Joliet	12,135,475	1,184,804	5,176,333	780,183	3,723,729	8,198,914	7,936,671	39,136,109
520	Kankakee	2,371,386	6,462	4,922,460	1,006,954	4,595,143	2,981,591	1,966,265	17,850,261
501	Kaskaskia	1,591,851	44,187	4,004,060	1,231,847	2,310,681	2,411,449	1,413,377	13,107,452
523	Kishwaukee	3,714,171	22,403	2,519,870	756,430	814,233	2,574,513	929,371	11,330,991
532	Lake County	22,155,673	783,722	5,332,841	3,694,620	2,917,890	9,363,700	5,651,901	49,900,347
517	Lake Land	3,189,297	71,245	4,345,469	4,082,949	2,627,568	4,261,322	1,942,136	20,519,986
536	Lewis & Clark	4,223,336	12,071	3,529,624	2,912,669	4,242,361	3,687,560	828,205	19,435,826
526	Lincoln Land	8,582,436	20,880	3,669,984	2,354,021	1,891,299	4,385,303	5,390,175	26,294,098
530	Logan	1,993,767	10,065	6,784,207	1,437,501	4,516,657	3,337,583	875,498	18,955,278
528	McHenry	8,312,977	10,501	2,147,914	759,629	927,978	4,147,460	2,041,705	18,348,164
524	Moraine Valley	14,108,287	6,789,781	7,327,879	3,963,487	445,290	11,712,425	4,328,694	48,675,843
527	Morton	5,069,089	81,560	1,833,280	1,482,447	615,857	2,188,098	1,182,303	12,452,634
535	Oakton	23,242,503	145,697	5,291,025	2,445,408	2,282,868	9,011,201	8,273,235	50,691,937
505	Parkland	9,502,571	322,482	6,281,268	2,763,774	1,552,661	9,097,999	3,709,808	33,230,563
515	Prairie State	5,136,322	27,313	2,763,692	843,715	2,228,470	4,784,305	752,858	16,536,675
521	Rend Lake	1,313,455	0	4,016,425	2,556,383	3,012,087	1,853,021	1,792,243	14,543,614
537	Richland	3,532,631	28,575	2,259,873	1,797,400	1,014,934	2,581,776	624,223	11,839,412
511	Rock Valley	11,307,609	32,512	3,847,896	3,400,107	3,302,179	5,924,107	993,426	28,807,836
518	Sandburg	2,411,701	307,251	2,084,841	1,083,935	1,792,854	3,346,576	2,123,242	12,150,400
506	Sauk Valley	2,724,615	0	2,326,568	592,231	1,513,615	1,902,384	1,748,844	10,808,257
510	Shawnee	793,843	5,437	2,690,240	741,068	3,213,034	1,435,708	1,552,357	10,431,687
531	South Suburban	7,448,828	99,518	6,274,845	1,824,031	4,484,803	6,729,733	8,266,148	35,127,906
533	Southeastern	1,058,629	40,565	4,179,117	1,788,518	2,973,588	4,213,795	761,660	15,015,872
534	Spoon River	1,548,629	3,333	1,613,185	991,289	1,413,953	1,692,341	947,292	8,210,022
504	Triton	16,946,749	911,469	7,762,346	2,253,755	4,357,538	12,228,525	5,302,105	49,762,487
516	Waubesa	8,882,676	118,503	2,899,994	3,671,238	1,923,333	3,700,211	4,816,137	26,012,092
539	Wood	1,621,238	60,520	1,951,200	675,656	2,160,804	2,073,400	1,106,913	9,649,731
TOTALS		\$374,002,445	\$14,287,569	\$231,695,757	\$98,635,970	\$131,632,520	\$243,528,646	\$125,538,416	\$1,219,321,323

*Revenues received in the Education, Operation and Maintenance (including PBC), Restricted Purposes, Auxiliary Services, Liability/Protection/Settlement, and Audit Funds.

SOURCE OF DATA: College Audits

129

119

Illinois Community College Board
Table IV-15
FISCAL YEAR 1995 TOTAL CURRENT FUND* EXPENDITURES BY FUNCTION

Dist. No.	District	Instruction	Academic Support	Student Services	Public Service	Organized Research	Independent Operations	Operation & Maintenance	General Administration	Institutional Support	Total
522	Belleville	\$14,497,733	\$1,309,158	\$6,335,231	\$3,478,445	\$0	\$3,152,203	\$3,255,761	\$1,698,443	\$2,967,701	\$36,694,675
503	Black Hawk	11,218,748	3,945,160	8,321,849	2,492,840	0	2,773,189	2,340,863	2,277,555	3,834,417	37,204,621
508	Chicago	104,122,481	17,046,060	38,620,100	8,637,350	0	0	27,191,333	21,219,588	11,292,842	228,129,754
507	Danville	4,197,576	370,099	3,770,945	2,356,952	0	817,945	1,389,263	717,377	1,801,838	15,421,995
502	DuPage	40,093,070	2,846,377	7,950,541	4,567,542	0	4,390,172	7,581,376	6,052,325	6,654,114	80,135,517
509	Elgin	11,119,058	1,335,072	2,302,624	2,042,122	0	3,799,518	3,721,434	1,615,998	29,081,252	29,081,252
512	Harper	21,392,092	2,583,842	4,931,965	2,991,345	0	4,761,721	6,168,727	1,620,575	13,735,165	58,185,432
540	Heartland	3,345,369	629,932	1,206,724	188,030	0	0	1,062,231	753,017	933,627	8,118,930
519	Highland	4,538,093	285,921	1,773,465	393,373	0	668,133	955,895	533,070	1,518,116	10,666,066
514	Illinois Central	16,165,343	1,984,394	5,868,370	501,998	0	5,056,031	4,559,502	1,997,811	3,324,327	39,457,776
529	Illinois Eastern	8,509,960	373,508	4,166,846	77,125	0	1,918,816	1,769,523	1,907,954	2,824,593	21,548,325
513	Illinois Valley	6,454,076	481,200	1,505,958	1,143,887	0	1,648,945	1,471,803	701,286	1,540,116	14,947,271
525	Joliet	17,888,182	985,986	3,106,977	1,051,341	0	6,994,431	3,684,007	1,592,974	2,713,927	38,017,825
520	Kankakee	6,204,923	441,571	1,760,603	2,996,000	0	1,068,360	1,246,131	668,583	2,003,501	16,389,672
501	Kaskaskia	5,023,835	309,351	2,842,672	0	63,626	1,354,335	1,112,740	518,754	1,337,804	13,085,082
523	Kishwaukee	5,609,426	1,409,933	1,409,933	406,946	0	38,547	1,200,548	901,589	537,942	11,089,719
532	Lake County	17,096,466	2,681,546	7,208,152	1,914,807	0	5,897,737	3,527,018	2,615,010	5,360,785	46,301,521
517	Lake Land	10,289,446	257,670	3,937,502	592,671	0	576,015	1,844,513	430,153	2,643,852	20,571,822
536	Lewis & Clark	9,078,325	316,873	3,084,272	1,638,530	0	591,849	1,852,163	748,050	2,158,641	19,468,703
526	Lincoln Land	12,013,483	583,682	2,015,691	2,750,286	0	1,612,836	2,081,614	1,010,525	3,352,307	25,420,424
530	Logan	8,273,820	774,521	4,408,547	307,853	0	620,031	1,680,929	722,207	2,034,079	18,821,987
528	McHenry	6,161,817	1,179,087	2,398,134	1,034,968	0	1,868,971	1,408,453	1,175,499	1,517,989	16,744,918
524	Moraine Valley	17,339,506	1,409,390	4,486,196	2,036,245	0	0	4,715,457	1,681,419	14,364,426	46,032,639
527	Morton	4,204,076	372,531	1,336,314	211,618	0	905,250	1,810,524	657,171	2,596,759	12,094,243
535	Oakton	19,738,641	2,567,599	5,026,982	523,821	0	8,208,942	3,272,924	2,261,182	1,746,152	43,346,243
505	Parkland	14,863,895	1,774,649	2,182,612	1,802,131	0	2,342,169	2,583,107	3,212,946	3,173,469	31,934,978
515	Prairie State	7,451,388	582,655	2,398,438	671,792	0	0	1,781,434	1,103,392	1,617,664	15,606,763
521	Rend Lake	6,228,300	253,334	3,389,659	815,235	0	928,877	1,161,294	577,462	979,054	14,333,215
537	Richland	5,523,321	422,009	2,323,540	827,247	0	183,945	923,780	711,322	1,111,019	12,026,183
511	Rock Valley	11,534,445	1,001,615	3,535,490	3,838,264	0	331,414	2,244,473	1,862,222	2,768,143	27,116,066
518	Sandburg	5,062,439	250,373	2,594,629	396,043	0	0	849,020	569,200	2,110,057	11,831,761
506	Sauk Valley	4,186,402	266,705	1,962,913	136,984	0	1,481,095	750,457	538,417	1,134,050	10,457,023
531	Shawnee	3,699,312	354,327	2,321,394	881,982	0	1,130,637	729,862	411,901	737,704	10,267,119
510	South Suburban	9,803,605	609,239	5,878,828	2,354,221	0	2,647,645	1,976,556	1,187,547	5,704,696	30,162,337
533	Southeastern	5,456,779	433,175	5,802,962	262,890	0	679,957	759,792	467,743	1,058,203	14,921,501
534	Spoon River	2,865,256	248,116	1,598,726	388,161	0	192,081	658,871	362,877	995,506	7,909,594
504	Triton	18,792,035	1,047,998	5,429,248	946,766	0	3,779,011	4,529,576	1,532,895	10,548,078	46,605,607
516	Waubesa	6,489,001	3,568,905	2,690,916	1,659,827	0	1,823,325	2,240,467	2,452,713	3,531,236	24,456,390
539	Wood	2,982,693	298,072	2,239,553	737,706	0	641,267	525,671	840,163	1,228,276	9,493,401
		\$489,514,416	\$57,688,455	\$174,125,501	\$60,055,344	\$63,626	\$75,485,400	\$112,619,092	\$71,908,915	\$132,637,601	\$1,174,098,350

*Expenditures made from the Education, Operation and Maintenance (including PBC), Restricted Purposes, Auxiliary Services, Liability/Protection/Settlement, and Audit Funds.
SOURCE OF DATA: College Audits

Illinois Community College Board
Table IV-16
TOTAL ENERGY COSTS
FISCAL YEAR 1995

Dist. No.	District	Total Utility Costs	Total Utility Costs Per GSF (a)
522	Belleville	\$772,000	\$1.60
503	Black Hawk	759,054	\$1.48
508	Chicago	5,891,968	\$1.34
507	Danville	387,887	\$0.89
502	DuPage	1,563,288	\$1.17
509	Elgin	943,161	\$1.58
512	Harper	1,232,604	\$1.68
540	Heartland	86,780	\$0.95
519	Highland	353,146	\$1.16
514	Illinois Central	754,065	\$1.00
529	Illinois Eastern	605,442	\$1.15
513	Illinois Valley	377,000	\$1.21
525	Joliet	663,817	\$1.25
520	Kankakee	365,108	\$1.39
501	Kaskaskia	295,748	\$1.29
523	Kishwaukee	404,000	\$1.25
532	Lake County	1,046,412	\$1.90
517	Lake Land	333,478	\$1.33
536	Lewis & Clark	454,509	\$1.04
526	Lincoln Land	546,769	\$1.71
530	Logan	349,164	\$1.08
528	McHenry	347,627	\$1.32
524	Moraine Valley	792,182	\$1.21
527	Morton	386,074	\$1.65
535	Oakton	860,646	\$1.57
505	Parkland	926,384	\$1.92
515	Prairie State	482,481	\$1.55
521	Rend Lake	267,705	\$1.09
537	Richland	200,057	\$0.99
511	Rock Valley	609,799	\$1.28
518	Sandburg	243,961	\$1.30
506	Sauk Valley	179,453	\$0.44
531	Shawnee	220,200	\$1.97
510	South Suburban	888,326	\$1.68
533	Southeastern	272,565	\$1.57
534	Spoon River	196,623	\$1.01
504	Triton	1,154,803	\$1.42
516	Waubonsee	640,283	\$1.28
539	Wood	118,000	\$1.22
TOTAL/AVERAGE		\$26,972,568	\$1.34

(a) GSF - Gross Square Feet

SOURCE OF DATA: 1995 Tax Revenue and Budget Information Request

Section V

FACILITIES DATA

This section on facilities presents two types of data; the first part gives data on physical facilities available on community college campuses and the second briefly describes how the facilities were financed.

Table V-1 summarizes the total acreage on each college campus by nine categories of land use.

Table V-2 summarizes the total net assignable square feet (NASF) and gross square feet (GSF) available on each community college campus as of fall 1995.

Table V-3 lists the square footage of all on-campus facilities under construction or approved for construction as of fall 1995.

Table V-4 presents the total NASF by room use classification. Tables V-5 through V-7 show the NASF by function of space on each campus for completed facilities. The NASF is shown for state-funded facilities, locally funded facilities, and temporary facilities.

Table V-8 shows the NASF by function of space in state-funded facilities under construction. Table V-9 shows this breakdown for locally funded permanent facilities approved or under construction.

Table V-10 presents a computed figure for space (room use category) per student (10th day on-campus FTE).

Table V-11 shows the amount of space per college justified for state-supported construction based on the enrollment criteria utilized by both the IBHE and the ICCB. The calculation is based on full-time equivalent students (FTE). The formula used is explained in ICCB Rule 1501.603c4C.

Table V-12 depicts the number of protection, health, and safety projects approved and the budgeted amounts for these projects.

Table V-13 lists the project and funding for all capital projects completed since January 1990.

Tables V-14 through V-19 list projects currently under construction or approved as of August 1995. Table V-14 includes regular capital projects; Table V-15 identifies projects funded with protection, health, and safety monies; and Table V-16 lists repair and renovation grants funded through Build Illinois for fiscal year 1993. Tables V-17 and V-18 show capital renewal grants for fiscal years 1994 and 1995, respectively.

Illinois Community College Board
Table V-1
SUMMARY OF ACRES BY USE FOR ILLINOIS PUBLIC COMMUNITY COLLEGES AS OF AUGUST 1, 1995

Dist. No.	District/College	Landscaped Grounds	P.E. & Athletic Fields	Buildings/ Structures	Experiment Plots	Instruc. Areas	Parking Lots	Roadways	Pond Retention & Drainage	Other	Total Assigned Area	Unassigned	Total Acres	Total Funded by State
522	Belleville	38.35	10.60	9.05	5.00	1.09	16.69	15.62	2.64	91.82	190.86	9.77	200.63	151.00
503	Black Hawk	71.85	13.86	9.59	11.00	3.00	19.10	7.50	5.28	0.00	141.18	121.82	263.00	160.35
508	Chicago													
	Daley	4.28	2.65	4.20	0.00	0.00	12.46	1.94	0.00	0.00	25.53	0.00	25.53	0.00
	Kennedy	3.14	1.25	7.76	0.00	0.00	6.73	0.59	0.00	0.70	20.20	0.00	20.20	0.00
	Malcolm	4.93	0.00	5.25	0.00	0.00	9.67	0.00	0.00	0.46	20.31	0.75	21.06	10.23
	Olive	50.47	0.10	3.55	0.00	0.00	7.68	0.50	0.00	8.85	71.15	0.00	71.15	0.00
	Truman	2.29	1.24	4.06	0.00	0.67	4.13	0.20	0.00	0.00	12.59	0.00	12.59	5.49
	Washington	0.00	0.00	0.66	0.00	0.00	0.00	0.00	0.00	0.00	0.66	0.00	0.66	0.00
	Wright	6.30	0.91	12.43	0.00	0.00	8.56	0.00	0.00	0.00	28.20	0.00	28.20	28.20
507	Danville	2.93	0.00	0.83	1.70	0.00	1.19	0.50	0.00	0.00	7.16	0.00	7.16	4.17
502	DuPage	71.89	24.43	25.55	42.00	0.27	79.52	7.38	12.25	22.22	285.51	11.98	297.49	13.80
509	Elgin	48.00	0.00	12.80	0.00	1.50	28.20	6.00	9.50	0.00	106.00	13.00	119.00	119.00
512	Harper	0.00	21.00	35.00	0.00	49.00	35.00	27.00	8.00	17.00	192.00	0.00	192.00	92.00
540	Heartland	0.00	0.00	0.00	0.00	0.00	0.00	0.00	0.00	0.00	0.00	0.00	0.00	0.00
519	Highland	22.70	30.00	7.25	0.00	0.00	20.00	10.00	10.05	0.00	100.00	0.00	100.00	47.95
514	Illinois Central	112.79	6.10	7.60	3.80	0.00	24.81	12.00	3.80	261.89	432.79	0.00	432.79	32.35
529	Illinois Eastern													
	Frontier	3.80	0.00	1.00	0.00	0.00	0.50	0.10	0.00	0.00	5.30	5.16	8.00	0.00
	Lincoln Trail	12.00	5.00	3.50	0.00	0.00	6.50	5.00	2.00	5.00	39.00	86.00	125.00	0.00
	Olney Central	81.00	17.00	8.00	0.50	0.00	5.20	1.10	1.00	0.00	113.80	14.20	128.00	0.00
	Wabash	5.00	2.00	9.00	0.00	0.00	3.75	1.00	2.00	0.00	22.75	17.25	40.00	0.00
513	Illinois Valley	36.00	26.00	7.00	0.00	0.00	18.00	2.00	3.00	0.00	92.00	323.40	415.40	56.00
525	Joliet	62.20	36.00	17.30	0.00	140.00	31.90	8.60	22.00	0.00	338.00	67.00	395.00	80.00
520	Kankakee	39.09	24.60	9.00	18.00	0.00	14.71	5.50	1.30	64.30	176.50	1.00	177.50	128.70
501	Kaskaskia	140.42	15.00	13.58	4.00	4.00	9.72	3.28	0.00	0.00	190.00	0.00	190.00	0.00
523	Kishwaukee	33.30	7.00	26.80	22.30	0.00	11.00	2.00	6.00	0.00	108.40	11.60	120.00	63.50
532	Lake County	77.35	8.28	7.69	1.50	12.00	28.80	3.64	7.00	0.00	146.26	87.37	233.63	51.52
517	Lake Land	83.80	3.52	5.77	21.00	169.80	11.69	6.29	5.80	0.00	307.67	0.00	307.67	20.76
536	Lewis & Clark	76.00	9.00	15.00	0.00	0.00	8.00	4.00	1.00	0.00	113.00	105.00	218.00	218.00
526	Lincoln Land	53.00	35.00	7.20	31.50	0.00	19.50	4.00	7.00	7.00	164.20	57.00	221.20	118.40
530	Logan	12.80	19.80	7.90	0.00	0.00	17.80	4.50	3.10	0.00	65.90	95.10	161.00	57.50
528	McHenry	7.00	11.00	6.00	5.00	16.00	13.00	2.00	4.00	0.00	64.00	44.00	108.00	31.00
524	Moraine Valley	41.00	15.00	12.00	40.00	0.00	20.00	8.00	3.00	0.00	139.00	155.00	294.00	0.00
535	Oakton	0.52	0.00	2.67	0.00	0.00	7.28	2.10	4.36	1.67	24.60	12.55	37.15	15.56
505	Parkland	31.00	29.25	7.00	1.75	62.50	29.00	7.50	25.00	0.00	193.00	0.00	193.00	147.00
515	Prairie State	93.00	65.00	8.00	25.00	0.00	26.00	7.00	6.00	0.00	230.00	0.00	230.00	179.00
521	Rend Lake	46.00	7.00	4.00	0.00	0.00	18.00	4.00	3.00	0.00	82.00	39.00	121.00	26.00
537	Richland	52.00	6.00	8.00	217.50	0.00	5.50	4.00	2.00	0.00	295.00	0.00	295.00	0.00
511	Rock Valley	36.20	6.00	3.75	0.00	58.65	5.90	3.00	1.50	2.00	117.00	0.00	117.00	0.00
518	Sandburg	102.82	22.00	4.04	0.17	0.00	10.88	3.17	3.00	59.00	205.08	14.70	219.78	78.00
506	Sauk Valley	38.74	10.00	5.40	6.00	0.00	6.25	4.00	0.75	25.35	100.49	7.51	108.00	0.00
531	Shawnee	95.46	12.62	7.85	11.70	0.00	12.53	4.21	0.13	0.00	144.50	0.00	144.50	81.50
510	South Suburban	22.00	4.10	3.40	2.00	2.00	7.00	1.70	4.00	116.70	163.00	2.00	165.00	50.90
533	Southeastern	54.40	8.10	8.10	0.00	0.00	25.62	6.30	4.20	0.00	106.70	10.50	117.20	35.10
534	Spoon River	5.78	24.00	4.00	0.00	0.00	9.22	2.00	9.00	0.00	54.00	94.00	148.00	50.00
601	State Community	13.00	10.00	3.00	15.00	2.00	5.00	3.00	10.00	0.00	61.00	99.00	160.00	28.00
504	Triton	10.00	0.00	197.00	0.00	0.00	2.34	1.50	0.00	0.00	15.81	18.42	34.23	25.73
516	Waubensee	28.38	12.57	10.51	0.00	0.00	37.36	9.20	1.00	3.75	102.77	0.00	102.77	55.00
539	Wood	65.50	8.80	7.00	0.00	16.00	18.00	4.00	6.50	0.00	125.80	109.10	234.90	26.20
	Wood	4.80	3.70	6.75	10.50	0.00	3.50	1.00	3.50	0.25	34.00	17.90	51.90	36.90
	TOTALS	1903.28	575.48	592.80	496.92	538.48	723.19	217.92	203.66	687.96	5774.67	1651.08	7413.28	2324.82

SOURCE OF DATA: RAMP/CC Table C1.3 (FY 1997)

Illinois Community College Board
Table V-2
SUMMARY OF TOTAL SQUARE FOOTAGE AVAILABLE ON ILLINOIS PUBLIC COMMUNITY
COLLEGE CAMPUSES AS OF AUGUST 1, 1995

Dist. No.	District/College	State-Appropriated Permanent		Locally Funded Permanent		Total Permanent		Temporary		Totals		% Effic. All Bldgs.
		NASF	GSF	NASF	GSF	NASF	GSF	NASF	GSF	NASF	GSF	
522	Belleville	173,145	271,412	165,707	224,753	338,852	496,165	16,650	17,820	355,502	513,985	69.2%
503	Black Hawk	282,777	419,445	12,671	13,050	295,448	432,495	27,045	27,354	322,493	459,849	72.3%
508	Chicago											
	Daley	0	0	230,654	397,686	230,654	397,686	69,392	88,480	300,046	486,166	61.7%
	Kennedy-King	435,641	673,846	103,702	148,655	544,343	822,501	0	0	544,343	822,501	66.2%
	Malcolm X	316,082	541,575	21,744	37,109	337,826	578,684	0	0	337,826	578,684	58.4%
	Olive-Harvey	0	0	265,205	413,160	265,205	413,160	96,976	111,880	362,181	525,040	69.0%
	Truman	292,358	437,500	77,731	116,200	370,089	553,700	0	0	370,089	553,700	66.8%
	Washington	0	0	220,379	345,300	220,379	345,300	0	0	220,379	345,300	63.8%
	Wright	159,942	241,745	362,002	587,940	521,944	829,685	0	0	521,944	829,685	62.9%
507	Danville	131,621	218,402	6,669	12,238	138,290	230,640	125,649	206,066	263,939	436,706	60.4%
502	DuPage	469,013	658,143	411,299	676,780	880,312	1,334,923	0	0	880,312	1,334,923	65.9%
509	Elgin	150,419	259,892	192,479	333,295	342,898	593,187	1,655	1,848	344,553	595,035	57.9%
512	Harper	363,403	599,832	102,725	134,938	466,128	734,770	0	0	466,128	734,770	63.4%
540	Heartland	0	0	0	0	0	0	0	0	0	0	
519	Highland	135,604	195,640	76,321	95,918	211,925	291,558	0	0	211,925	291,558	72.7%
514	Illinois Central	324,692	469,286	139,745	180,388	464,437	649,674	0	0	464,437	649,674	71.5%
529	Illinois Eastern											
	Frontier	0	0	21,008	28,019	21,008	28,019	0	0	21,008	28,019	75.0%
	Lincoln Trail	72,946	90,467	28,803	33,971	101,749	124,438	22,499	27,800	124,248	152,238	81.6%
	Olney Central	76,472	112,626	20,697	26,133	97,169	138,759	31,211	36,336	128,380	175,095	73.3%
	Wabash Valley	77,420	102,615	45,866	56,602	123,286	159,217	0	0	123,286	159,217	77.4%
513	Illinois Valley	182,703	264,652	34,753	45,642	217,456	310,294	0	0	217,456	310,294	70.1%
525	Joliet	259,828	389,819	60,782	69,339	320,610	459,158	46,786	51,730	367,396	510,888	71.9%
520	Kankakee	160,178	202,578	29,844	37,744	190,022	240,322	16,369	23,160	206,391	263,482	78.3%
501	Kaskaskia	35,298	51,949	108,600	158,888	143,898	210,837	15,682	17,993	159,580	228,830	69.7%
523	Kishwaukee	115,688	165,938	111,152	152,054	226,840	317,992	6,758	12,561	233,598	330,553	70.7%
532	Lake County	195,756	301,828	66,603	119,306	262,359	421,134	113,151	130,143	375,510	551,277	68.1%
517	Lake Land	164,443	212,848	2,716	3,072	167,159	215,920	36,316	38,925	203,475	254,845	79.8%
536	Lewis & Clark	160,452	247,846	115,271	188,651	275,723	436,497	0	0	275,723	436,497	63.2%
526	Lincoln Land	192,983	278,113	38,830	50,106	231,813	328,219	0	0	231,813	328,219	70.6%
530	Logan	149,398	231,308	68,201	91,957	217,599	323,265	0	0	217,599	323,265	67.3%
528	McHenry	101,961	142,472	77,060	120,884	179,021	263,356	0	0	179,021	263,356	68.0%
524	Moraine Valley	392,868	571,990	61,526	82,413	454,394	654,403	0	0	454,394	654,403	69.4%
527	Morton	139,515	228,642	4,676	4,867	139,515	233,509	0	0	139,515	233,509	59.8%
535	Oakton	192,010	303,107	174,328	245,933	366,338	549,040	0	0	366,338	549,040	66.7%
505	Parkland	256,730	381,053	74,030	102,304	330,760	483,357	0	0	330,760	483,357	68.4%
515	Prairie State	169,486	260,313	23,760	28,180	193,246	288,493	17,893	23,040	211,139	311,533	67.8%
521	Rend Lake	120,191	173,987	56,260	68,986	176,451	242,973	0	0	176,451	242,973	72.6%
537	Richland	143,502	202,144	865	1,000	144,367	203,144	0	0	144,367	203,144	71.1%
511	Rock Valley	217,674	308,506	134,261	167,132	351,935	475,638	0	0	351,935	475,638	74.0%
518	Sandburg	78,267	109,444	33,697	42,566	111,964	152,010	27,312	32,721	139,276	184,731	75.4%
506	Sauk Valley	178,692	353,290	41,031	51,040	219,723	404,330	0	0	219,723	404,330	54.3%
531	Shawnee	49,308	63,931	29,738	42,866	79,046	106,797	2,772	2,880	81,818	109,677	74.6%
510	South Suburban	301,437	436,259	68,573	93,670	370,010	529,929	0	0	370,010	529,929	69.8%
533	Southeastern	71,605	106,075	49,050	67,753	120,655	173,828	0	0	120,655	173,828	69.4%
534	Spoon River	106,300	146,733	27,102	47,000	133,402	193,733	0	0	133,402	193,733	68.9%
601	State Community	96,619	127,475	0	0	96,619	127,475	0	0	96,619	127,475	75.8%
504	Trion	482,549	713,767	96,180	119,618	578,729	833,385	0	0	578,729	833,385	69.4%
516	Waubesaee	142,721	162,700	236,523	270,054	379,244	432,754	0	0	379,244	432,754	87.6%
539	Wood	52,382	76,973	6,065	7,558	58,447	84,531	9,828	12,338	68,275	96,869	70.5%
TOTALS		8,372,079	12,508,166	4,337,208	6,342,718	12,709,287	18,850,884	683,944	863,075	13,393,231	19,713,959	

NASF = Net Assignable Square Feet

GSF = Gross Square Feet

*Building efficiency equals net assignable square feet divided by gross square feet.

SOURCE OF DATA: RAMP/CC Table C1.0 (FY 1997)

Illinois Community College Board
Table V-3
SQUARE FOOTAGE OF ON-CAMPUS FACILITIES UNDER CONSTRUCTION
OR APPROVED FOR CONSTRUCTION AS OF AUGUST 1, 1995

Dist. No.	District/College	State-Appropriated		Locally Funded		Total		% Eff.
		NASF	GSF	NASF	GSF	NASF	GSF	
522	Belleville	0	0	0	0	0	0	
503	Black Hawk	0	0	0	0	0	0	
508	Chicago							
	Daley	0	0	116,105	170,000	116,105	170,000	68.3%
	Kennedy-King	0	0	0	0	0	0	
	Malcolm X	0	0	0	0	0	0	
	Olive-Harvey	0	0	0	0	0	0	
	Truman	0	0	0	0	0	0	
	Washington	0	0	0	0	0	0	
	Wright	0	0	0	0	0	0	
507	Danville	0	0	0	0	0	0	
502	DuPage	0	0	0	0	0	0	
509	Elgin	50,196	82,040	0	0	50,196	82,040	61.2%
512	Harper	0	0	0	0	0	0	
540	Heartland	0	0	0	0	0	0	
519	Highland	0	0	0	0	0	0	
514	Illinois Central	0	0	0	0	0	0	
529	Illinois Eastern							
	Frontier	0	0	0	0	0	0	
	Lincoln Trail	0	0	0	0	0	0	
	Olney Central	0	0	0	0	2,765	3,075	89.9%
	Wabash			2,910	3,696	2,910	3,696	78.7%
513	Illinois Valley	0	0	0	0	0	0	
525	Joliet	72,789	74,400	18,197	18,600	90,986	93,000	97.8%
520	Kankakee	0	0	0	0	0	0	
501	Kaskaskia	0	0	0	0	0	0	
523	Kishwaukee	0	0	0	0	0	0	
532	Lake County	43,692	82,617	69,235	107,067	112,927	189,684	59.5%
517	Lake Land	0	0	0	0	0	0	
536	Lewis & Clark	0	0	0	0	0	0	
526	Lincoln Land	0	0	0	0	0	0	
530	Logan	0	0	0	0	0	0	
528	McHenry	9,413	13,017	3,138	4,339	12,551	17,356	72.3%
524	Moraine Valley	0	0	0	0	0	0	
527	Morton	2,200	2,300			2,200	2,300	95.7%
535	Oakton	0	0	0	0	0	0	
505	Parkland	0	0	0	0	0	0	
515	Prairie State	20,363	26,472	6,787	8,823	27,150	35,295	76.9%
521	Rend Lake	0	0	0	0	0	0	
537	Richland	0	0	0	0	0	0	
511	Rock Valley	0	0	0	0	0	0	
518	Sandburg	0	0	0	0	0	0	
506	Sauk Valley	0	0	0	0	0	0	
531	Shawnee	0	0	0	0	0	0	
510	South Suburban	0	0	0	0	0	0	
533	Southeastern	0	0	0	0	0	0	
534	Spoon River	0	0	0	0	0	0	
601	State Community	0	0	0	0	0	0	
504	Triton	6,100	7,015			6,100	7,015	87.0%
516	Waubensee	0	0	0	0	0	0	
539	Wood	13,464	19,800	4,488	6,600	17,952	26,400	68.0%
	TOTALS	218,217	307,661	220,860	319,125	441,842	629,861	

NASF= Net Assignable Square Feet

GSF= Gross Square Feet

SOURCES OF DATA: RAMP/CC Table C1.1 (FY 1997)

Illinois Community College Board
Table V-4
TOTAL NET ASSIGNABLE SQUARE FOOTAGE BY ROOM USE CLASSIFICATION

Dist. No.	District/College	Classrooms	Laboratory	Office	Study	Athletic/ PE	Special Use	Theater/ Aud.	General Use	Support	Health Care	Unclass.	NASE	GSF
522	Belleville	93,977	88,099	48,080	7,880	34,202	14,892	4,622	31,457	31,843	0	450	355,502	513,985
503	Black Hawk	39,670	67,248	39,183	38,371	54,740	13,470	2,235	37,321	27,848	1,047	1,360	322,493	459,849
508	Chicago													
	Daley	62,901	68,448	66,968	22,480	19,655	10,575	5,869	28,418	14,732	0	0	300,046	486,166
	Kennedy-King	85,406	195,897	93,143	18,852	38,591	47,926	7,220	39,519	17,453	336	0	544,343	822,501
	Malcolm X	120,117	47,027	87,252	7,559	18,620	20,205	0	17,759	15,752	336	0	337,826	578,684
	Olive-Harvey	88,157	73,318	66,653	20,566	25,195	8,200	4,200	29,213	44,779	1,900	0	362,181	525,040
	Truman	106,287	69,793	84,899	30,225	9,642	6,962	8,132	40,396	13,753	0	0	370,089	553,700
	Washington	57,468	45,314	68,066	17,367	0	4,135	0	18,446	9,583	0	0	220,379	345,300
	Wright	110,642	108,366	73,695	35,433	35,414	32,015	21,405	35,342	32,243	0	37,389	521,944	829,685
507	Danville	39,202	56,443	43,753	10,715	17,120	3,773	3,418	19,152	16,293	0	52,070	263,939	436,706
502	DuPage	132,580	176,297	133,034	79,144	65,173	38,961	15,777	120,551	49,162	1,261	68,372	880,312	1,334,923
509	Elgin	77,508	84,565	59,433	20,588	14,963	8,011	19,783	49,525	10,177	0	0	344,553	595,035
512	Harper	73,189	137,853	74,935	28,407	42,351	17,099	4,860	60,834	26,306	294	0	466,128	734,770
540	Heartland	0	0	0	0	0	0	0	0	0	0	0	0	0
519	Highland	20,759	42,068	32,600	12,393	17,586	3,673	4,969	30,451	1,652	0	45,774	211,925	291,558
514	Illinois Central	50,510	136,134	67,272	32,547	15,290	19,755	10,923	86,136	42,855	1,789	1,226	464,437	649,674
529	Illinois Eastern													
	Frontier	5,441	4,598	7,175	1,248	0	198	0	421	1,927	0	0	21,008	28,019
	Lincoln Trail	15,317	31,531	9,676	6,430	20,654	6,403	6,702	15,035	8,111	0	4,389	124,248	152,238
	Olney Central	14,037	46,665	14,847	12,540	10,678	4,838	5,016	14,569	5,190	0	0	128,380	175,095
	Wabash Valley	15,820	35,360	10,944	6,070	22,472	6,155	7,898	10,065	8,502	0	0	123,286	159,217
513	Illinois Valley	29,586	58,309	25,013	17,845	19,156	4,574	9,006	26,269	27,698	0	0	217,456	310,294
525	Joliet	62,310	117,127	45,090	36,471	21,118	16,586	4,748	37,124	19,813	480	6,529	367,396	510,888
520	Kankakee	40,775	46,725	32,459	14,427	19,320	7,678	0	24,341	15,420	0	5,246	206,391	263,482
501	Kaskaskia	23,436	49,620	21,980	13,432	16,716	4,036	9,213	14,488	5,999	0	660	159,580	228,830
523	Kishwaukee	30,430	74,635	32,851	13,058	9,007	19,039	0	31,825	22,642	111	0	233,598	330,553
532	Lake County	66,829	93,386	57,613	34,806	27,129	23,115	6,077	41,132	24,012	708	703	375,510	551,277
517	Lake Land	29,795	65,165	29,265	19,644	5,009	4,500	4,500	6,262	16,255	100	0	203,475	254,845
536	Lewis & Clark	44,245	56,198	57,149	9,544	30,132	3,614	17,466	18,659	31,735	220	6,761	275,723	436,497
526	Lincoln Land	30,051	45,799	31,811	29,334	15,401	15,912	0	49,147	14,358	0	0	231,813	328,219
530	Logan	28,138	60,522	41,332	14,987	11,515	11,349	6,077	27,673	16,006	0	0	217,599	323,265
528	McHenry	19,251	52,171	28,248	17,891	8,932	14,039	4,100	22,800	11,589	0	0	179,021	263,356
524	Moraine Valley	71,894	143,482	80,767	32,754	29,764	8,521	19,051	46,895	21,266	0	0	454,394	654,403
527	Morton	20,400	43,158	22,761	13,258	14,640	0	6,533	14,888	3,877	0	0	139,515	233,509
535	Oakton	67,487	78,276	75,098	25,315	13,087	15,796	13,789	49,136	24,048	106	4,200	366,338	549,040
505	Parkland	38,171	90,276	51,751	35,796	26,583	3,142	13,183	57,072	11,134	432	3,220	330,760	483,357
515	Prairie State	33,560	70,762	29,971	10,738	9,012	13,436	2,346	23,586	17,728	0	0	211,139	311,533
521	Rend Lake	20,521	64,959	22,159	11,400	10,440	6,858	3,652	21,407	15,055	0	0	176,451	242,973
537	Richland	24,625	39,581	21,005	11,967	1,728	3,759	7,815	22,897	10,990	0	0	144,367	203,144
511	Rock Valley	39,361	88,978	50,253	40,800	32,529	18,445	10,444	49,349	21,284	483	0	351,935	475,638
518	Sandburg	25,770	43,727	21,656	11,749	10,195	5,445	2,868	10,744	828	294	6,000	139,276	184,731
506	Sauk Valley	20,495	68,040	26,990	13,100	12,425	6,090	0	24,467	7,085	0	41,031	219,723	404,330
531	Shawnee	19,346	17,130	10,906	9,487	7,200	6,295	0	9,641	1,813	0	0	81,818	109,677
510	South Suburban	78,222	72,112	57,968	34,019	24,603	26,866	6,754	0	25,814	0	43,652	370,010	529,929
533	Southeastern	15,240	32,805	17,370	10,610	20,070	3,410	5,860	13,395	1,895	0	0	120,655	173,828
534	Spoon River	20,551	54,737	13,869	13,488	0	3,551	17,623	0	9,583	0	0	133,402	193,733
601	State Community	16,597	45,283	16,597	7,465	0	2,433	0	6,993	1,126	125	0	96,619	127,475
504	Triton	99,803	214,028	80,027	26,914	29,068	14,013	10,661	58,994	27,006	1,513	16,702	578,729	833,385
516	Waubesa	57,112	82,525	41,822	21,858	18,412	8,403	4,479	25,603	31,705	0	85,725	379,244	432,754
539	Wood	10,904	13,236	16,264	3,129	5,027	13,478	0	5,386	851	0	0	68,275	96,862
	TOTALS	2,295,493	3,497,776	2,141,868	973,722	925,199	552,147	319,274	1,426,783	816,816	12,694	431,459	13,403,231	19,713,959

SOURCE OF DATA: RAMP/CC Table C1.0 (FY 1997)

Illinois Community College Board
Table V-5
NET ASSIGNABLE SQUARE FOOTAGE IN COMPLETED PERMANENT STATE-FUNDED FACILITIES
BY HIGHER EDUCATION FACILITY INVENTORY ROOM USE CLASSIFICATION AS OF AUGUST 1, 1995

Dist No.	District/College	Classrooms	Laboratory	Office	Study	Athletic/ PE	Special Use	Theater/ Aud.	General Use	Support	Health Care	Unclass.	NASE	GSF*	% Bldg Eff.**
522	Belleville	28,256	46,414	27,707	1,403	34,202	4,198	4,622	15,557	10,786			173,145	271,412	63.8%
503	Black Hawk	33,685	59,031	36,577	32,757	54,740	1,499	1,905	34,046	26,479	1,047	1,011	282,777	419,445	67.4%
508	Chicago														
	Daley														
	Kennedy-King	62,006	147,853	74,896	13,227	38,591	44,576	7,220	34,644	12,628	295		435,641	673,846	64.6%
	Malcolm X	114,309	41,006	85,081	6,635	17,850	17,636		19,759	13,511			316,082	541,575	58.4%
	Olive-Harvey	69,068	56,705	79,025	30,225		5,800	5,700	33,655	12,180			292,358	437,500	66.8%
	Truman														
	Washington														
	Wright	56,228	13,326	14,327	6,000	14,351	14,486	12,908	6,244	19,543		2,529	159,942	241,745	66.2%
507	Danville	19,073	42,592	14,768	10,352	17,120	3,683		12,661	3,956		7,416	131,621	218,402	60.3%
502	DuPage	99,435	123,408	91,454	53,304		4,286		72,657	16,764	1,261	6,444	469,013	658,143	71.3%
509	Elgin	25,040	39,173	35,029	18,858		3,551	2,583	21,671	4,514			150,419	259,892	57.9%
512	Harper	71,260	108,553	70,062	28,407		11,099	4,860	54,097	14,771	294		363,403	599,832	60.6%
540	Heartland														
519	Highland	20,715	41,175	31,566	12,393		2,500	4,969	18,589	1,483		2,214	135,604	195,640	69.3%
514	Illinois Central	44,623	63,223	60,391	31,982	15,290	16,735	2,899	73,318	13,216	1,789	1,226	324,692	469,286	69.2%
529	Illinois Eastern														
	Frontier														
	Lincoln Trail	11,868	14,222	7,892	6,430	12,304	4,562	6,702	8,816	150			72,946	90,467	80.6%
	Olney Central	11,587	23,154	12,884	12,540	2,419	4,882		13,059	829			76,472	112,626	67.9%
	Wabash Valley	9,977	17,762	7,261	6,070	15,316	4,882	7,898	4,680	3,574			77,420	102,615	75.4%
513	Illinois Valley	26,700	38,809	23,977	17,845	19,156	3,907		25,987	26,322			182,703	264,652	69.0%
525	Joliet	43,352	93,798	34,010	30,384	12,370	12,705		32,027	702	480		259,828	389,819	66.7%
520	Kankakee	30,310	42,498	24,404	14,427	19,320	4,237		19,716	5,206			160,178	202,578	79.1%
501	Kankaskia	5,435	10,667	4,662	3,190	4,179		2,303	3,702	1,160			35,298	51,949	67.9%
523	Kishwaukee	17,121	32,934	17,689	11,843	9,007	5,881		17,040	4,173			115,688	165,938	69.7%
532	Lake County	28,253	53,294	33,175	27,129	27,267	5,731		10,228	10,679			195,756	301,828	64.9%
517	Lake Land	26,134	48,493	24,778	29,265	19,644	3,435	4,500	6,208	1,886	100		164,443	212,848	77.3%
536	Lewis & Clark	19,032	37,988	20,579	9,544	30,132	2,180	14,686	14,079	12,164		68	160,452	247,846	64.7%
526	Lincoln Land	26,646	43,727	25,533	29,334	15,401	9,021		34,088	9,233			192,983	278,113	69.4%
530	Logan	20,670	30,273	30,576	14,987	11,515	11,349	1,351	22,105	6,572			149,398	231,308	64.6%
528	McHenry	12,944	44,235	16,687	17,891		3,092		1,503	5,609			101,961	142,472	71.6%
524	Moraine Valley	71,894	143,482	60,225	32,754	29,764	6,060	18,919	22,141	7,629			392,868	571,990	68.7%
527	Morton	20,400	43,158	22,761	13,258	14,640		6,533	14,888	3,877			139,515	228,642	61.0%
535	Oakton	27,345	56,966	46,356	13,219	11,087	7,848	4,689	17,878	6,516			192,010	303,107	63.3%
505	Parkland	33,086	78,007	44,621	35,796		3,142	2,086	52,896	3,980		2,684	256,730	381,053	67.4%
515	Prairie State	27,559	57,433	24,162	10,628	9,012	7,410	2,346	23,216	7,720	106		169,486	260,313	65.1%
521	Rend Lake	14,191	34,031	18,712	11,400	10,440	6,152	3,652	20,393	1,220			120,191	173,987	69.1%
537	Richland	24,625	39,581	21,005	11,967	1,728	2,894	7,815	22,897	10,990			143,502	202,144	71.0%
511	Rock Valley	23,511	42,604	24,315	40,800	32,529	17,813	3,321	32,130	651			217,674	308,506	70.6%
518	Sandburg	11,820	29,380	16,814	16,814		728		8,384	828			78,267	109,444	71.5%
506	Sauk Valley	20,495	68,040	26,990	13,100	12,425	6,090		24,467	7,085			178,692	353,290	50.6%
531	Shawnee	5,905	14,111	9,024	5,987				9,641	1,140			49,308	63,931	77.1%
510	South Suburban	66,126	72,112	56,348	33,137	4,999	24,869	6,754	13,395	16,540		20,552	301,437	436,259	69.1%
533	Southeastern	11,000	14,960	12,370	10,610		3,410	5,860					71,605	106,075	67.5%
534	Spoon River	13,094	45,373	12,596	12,982			14,007	6,993	8,248			106,300	146,733	72.4%
601	State Community	16,597	45,283	16,597	7,465		2,433			1,126	125		9,619	127,475	75.8%
504	Triton	87,061	162,702	72,977	26,914	24,625	12,668	10,661	45,731	21,240	1,268	16,702	41,2549	713,767	67.6%
516	Waubesa	18,002	56,991	15,104	21,576	18,412	8,157	4,479					112,721	162,700	87.7%
539	Wood	2,719	12,461	15,263	3,129	5,027	7,717		5,215	851			11,382	76,973	68.1%
	TOTAL	1,429,157	2,330,988	1,421,290	796,095	562,305	320,841	176,228	930,401	337,731	7,197	60,846	8,372,079	12,508,166	

* Gross Square Feet
** Building efficiency equals net assignable square footage divided by gross square feet.

SOURCE OF DATA: RAMP/CC Table C1.0 (FY 1997)

Illinois Community College Board

Table V-6

NET ASSIGNABLE SQUARE FOOTAGE IN COMPLETED PERMANENT LOCALLY FUNDED FACILITIES
BY HIGHER EDUCATION FACILITY INVENTORY ROOM USE CLASSIFICATION AS OF AUGUST 1, 1995

Dist No.	District/College	Classrooms	Laboratory	Office	Study	Athletic/ PE	Special Use	Theater/ Aud.	General Use	Support	Health Care	Unclass.	NASE	GSEP	% Bldg Eff.**
522	Belleville	51,321	41,685	18,573	6,477		10,694	5,705	15,900	21,057			165,707	224,753	73.7%
503	Black Hawk	700					11,971						12,671	13,050	97.1%
508	Chicago														
	Daley	40,350	50,140	56,559	19,050	19,655	9,675	5,705	24,520	5,000			230,654	397,686	58.0%
	Kennedy-King	23,400	48,044	18,247	5,625	3,350	3,350		4,875	4,825	336		108,702	148,655	73.1%
	Malcolm X	5,808	6,021	2,171	924	770	2,569			2,281	1,200		21,744	37,109	58.6%
	Olive-Harvey	53,436	58,060	57,611	20,566	25,195	8,200	4,200	27,467	8,570	1,900		265,205	413,160	64.2%
	Truman	37,219	13,088	5,874	17,367	9,642	1,162	2,432	6,741	1,573			77,731	116,200	66.9%
	Washington	57,468	45,314	68,066	17,367	21,063	4,135	8,497	18,446	9,583			220,379	345,300	63.8%
	Wright	54,414	95,040	59,368	29,433		17,529	3,418	29,098	12,700		34,860	362,002	587,940	61.6%
507	Danville			2,354					443	454			6,669	12,238	54.5%
502	DuPage	33,145	52,889	41,580	25,840	65,173	34,675	15,777	47,894	32,398		61,928	411,299	676,780	60.8%
509	Egin	51,640	45,392	23,577	1,730	14,963	4,460	17,200	27,854	5,663			192,479	333,295	57.8%
512	Harper	1,929	29,300	4,873		42,351	6,000		6,737	11,535			102,725	134,938	76.1%
540	Heartland														
519	Highland	44	893	1,034		17,586	1,173		11,862	169		43,560	76,321	95,918	79.6%
514	Illinois Central	5,887	72,911	6,881	565		3,020	8,024	12,818	29,639			139,745	180,388	77.5%
529	Illinois Eastern														
	Frontier	5,441	4,598	7,175	1,248	8,350	198		421	1,927			21,008	28,019	75.0%
	Lincoln Trail	1,740	7,979	1,188		10,678	1,841		3,316			4,389	28,803	33,971	84.8%
	Oney Central			312		7,156	2,419	5,016	1,510	762			20,697	26,133	79.2%
	Wabash Valley	5,843	17,598	3,683			1,273		5,385	4,928			45,866	56,602	81.0%
513	Illinois Valley	2,886	19,500	1,036			667	9,006	282	1,376			34,753	45,642	76.1%
525	Joliet	15,892	22,816	4,298	6,087			4,748	5,097	9,256			60,782	69,339	87.7%
520	Kankakee	8,057	3,177	1,288			3,441		4,625	9,256			29,844	37,744	79.1%
501	Kaskaskia	15,984	31,278	15,210	10,242	12,537	1,450	6,910	10,150	4,839			108,600	158,888	68.4%
523	Kishwaukee	13,309	41,701	14,634	1,215		13,158		14,785	12,239	111		111,152	152,054	73.1%
532	Lake County	13,464	13,042	10,820	120		11,306		11,012	6,131	708		66,603	119,306	55.8%
517	Lake Land	685	403				1,574		54				2,716	3,072	88.4%
536	Lewis & Clark	25,213	18,210	36,570			1,434	2,780	4,580	19,571	220	6,693	115,271	188,651	61.1%
526	Lincoln Land	3,405	2,072	6,278			6,891		15,059	5,125			38,830	50,106	77.5%
530	Logan	7,468	30,249	10,756			4,726	4,726	5,568	9,434			68,201	91,957	74.2%
528	McHenry	6,307	7,936	11,561		8,932	10,947	4,100	21,297	5,980			77,060	120,884	63.7%
524	Moraine Valley			20,542			2,461	132	24,754	13,637			61,526	82,413	74.7%
527	Morton									4,676			4,676	4,676	96.1%
535	Oakton	40,142	21,310	28,742	12,096	2,000	7,948	9,100	31,258	17,532		4,200	174,328	245,933	70.9%
505	Parkland	5,085	12,269	7,130		26,583		11,097	4,176	7,154		536	74,030	102,304	72.4%
515	Prairie State	760	10,973	2,019						10,008			23,760	28,180	84.3%
521	Rend Lake	6,330	30,928	3,447					1,014	13,835			56,260	68,986	81.6%
537	Richland						706						865	1,000	86.5%
511	Rock Valley	15,850	46,374	25,938			865	7,123	17,219	20,633	483		134,261	167,132	80.3%
518	Sandburg	2,346	10,892	1,948	1,436	10,195	2,574	2,868					33,697	42,566	79.2%
506	Sauk Valley											41,031	41,031	51,040	80.4%
531	Shawnee	10,813	3,019	1,882		7,200	6,295			577			29,738	42,866	69.4%
510	South Suburban	12,096	1,620	1,620	882	19,604	1,997			9,274			48,573	93,670	73.2%
533	Southeastern	4,240	17,845	5,000		20,070				1,895		23,100	69,050	67,753	72.4%
534	Spoon River	7,457	9,364	1,273	506		3,551	3,616		1,335			27,102	47,000	57.7%
601	State Community														
504	Triton	12,742	51,326	7,050		4,443	1,345		13,263	5,766	245		96,180	119,618	80.4%
516	Waubesa	40,710	25,534	26,718	282		246		25,603	31,705		85,725	236,523	270,054	87.6%
539	Wood	517	775	857			3,745		171				6,065	7,558	80.2%
	TOTAL	701,543	1,019,542	626,146	161,691	354,146	207,586	136,475	456,692	366,118	5,203	306,022	4,337,208	6,342,718	

* Gross Square Feet

** Building efficiency equals net assignable square footage divided by gross square feet.

SOURCES OF DATA: RAMP/CC Table C1.0 (FY 1997)

Illinois Community College Board
Table V-7
NET ASSIGNABLE SQUARE FOOTAGE IN TEMPORARY FACILITIES
BY HIGHER EDUCATION FACILITY INVENTORY ROOM USE CLASSIFICATION AS OF AUGUST 1, 1995

Dist. No.	District/College	Classrooms	Laboratory	Office	Study	Athletic/ PE	Special Use	Theater/ Aud.	General Use	Support	Health Care	Unclass.	NASE	GSE*	% Bldg Eff.**
522	Belleville	14,400		1,800								450	16,650	17,820	93.4%
503	Black Hawk	5,285	8,217	2,606	5,614			330	3,275	1,369		349	27,045	27,354	98.9%
508	Chicago	22,551	18,308	10,409	3,430		900	164	3,898	9,732			69,392	88,480	78.4%
	Kennedy-King														
	Malcolm X														
	Olive-Harvey	34,721	15,258	9,042					1,746	36,209			96,976	111,880	86.7%
	Truman														
	Washington														
507	Wright	20,129	13,851	28,631	363		90		6,048	11,883		44,654	125,649	206,066	61.0%
502	DuPage														
509	Elgin	828		827									1,655	1,848	89.6%
512	Harper														
540	Heartland														
519	Highland														
514	Illinois Central														
529	Illinois Eastern														
	Frontier														
	Lincoln Trail	1,709	9,330	596					2,903	7,961			22,499	27,800	80.9%
	Olney Central	2,450	23,511	1,651						3,599			31,211	36,336	85.9%
	Wabash Valley														
513	Illinois Valley	3,066	513	6,782		8,748	3,881			17,267		6,529	46,786	51,730	90.4%
525	Joliet	2,408	1,050	6,707						958		5,246	16,369	23,160	70.7%
520	Kankakee	2,017	7,675	2,108			2,586		636			660	15,682	17,993	87.2%
501	Kaskaskia			528						6,230			6,758	12,561	53.8%
523	Kishwaukee	25,112	27,050	13,618	7,419		6,078		19,892	7,202		703	113,151	130,143	86.9%
532	Lake County	2,976	16,672	2,299						14,369			36,316	38,925	93.3%
517	Lake Land														
536	Lewis & Clark														
526	Lincoln Land														
530	Logan														
528	McHenry														
524	Moraine Valley														
527	Morton														
535	Oakton														
505	Parkland	5,241	2,356	3,790	110		6,026		370				17,893	23,040	77.7%
515	Prairie State														
521	Rend Lake														
537	Richland														
511	Rock Valley						2,143		922		294	6,000	27,312	32,721	83.5%
518	Sandburg	11,604	3,455	2,894											
506	Sauk Valley														
531	Shawnee	2,628								144			2,772	2,880	96.3%
510	South Suburban														
533	Southeastern														
534	Spoon River														
601	State Community														
504	Triton														
516	Waubesa														
539	Wood	7,668		144			2,016						9,828	12,338	79.7%
	TOTALS	164,793	147,246	94,432	16,936	8,748	23,720	6,571	39,690	116,923	294	64,591	683,944	863,075	

* Gross Square Feet

**Building efficiency equals net assignable square footage divided by gross square feet.

SOURCE OF DATA: RAMP/CC Table C1.0 (FY 1997)

Illinois Community College Board

Table V-8

NET ASSIGNABLE SQUARE FOOTAGE IN STATE-FUNDED FACILITIES UNDER CONSTRUCTION OR APPROVED FOR CONSTRUCTION BY HIGHER EDUCATION FACILITY INVENTORY ROOM USE CLASSIFICATION AS OF AUGUST 1, 1995

Dist. No.	District/College	Classroom	Laboratory	Office	Study	PE	Special Use	Theater	General Use	Support	Total NASF	Total GSF
509	Elgin	22,571	14,713	4,288	0	0	1,500	0	3,484	3,640	50,196	82,040
525	Joliet	8,200	25,616	4,016	0	0	0	0	30,677	4,280	72,789	74,400
532	Lake County	17,936	16,696	5,050	0	0	0	0	0	4,010	43,692	82,617
528	McHenry	3,766	0	0	5,647	0	0	0	0	0	9,413	13,017
527	Morton	2,200	0	0	0	0	0	0	0	0	2,200	2,300
515	Prairie State	10,613	0	0	9,555	0	0	0	195	0	20,363	26,472
504	Triton	0	0	1,500	0	0	4,600	0	0	0	6,100	7,015
539	Wood	2,525	7,725	1,650	0	0	0	0	0	1,464	13,464	19,800
	TOTALS	67,911	64,750	16,504	15,202	0	6,100	0	34,356	13,394	218,217	307,661

NASF = Net assignable square feet

GSF = Gross square feet

SOURCE OF DATA: RAMP/CC Table C1.1 (FY 1997)

Illinois Community College Board

Table V-9

NET ASSIGNABLE SQUARE FOOTAGE IN LOCALLY FUNDED PERMANENT FACILITIES
UNDER CONSTRUCTION OR APPROVED FOR CONSTRUCTION AS OF AUGUST 1, 1995

Dist. No.	District/College	Classroom	Laboratory	Office	Study	PE	Special Use	Theater	General Use	Support	Unclassified	Total NASF	Total GSF
508	Chicago-Daley	18,617	29,747	10,897	8,034	0	2,946	3,800	0	20,064	22,000	116,105	179,000
529	Ill. Eastern-Wabash	1,536	555	483	0	0	0	0	336	0	0	2,910	3,696
525	Joliet	2,050	6,404	1,004	0	0	0	0	7,669	1,070	0	18,197	18,600
532	Lake County	15,966	0	1,991	0	0	0	29,676	0	21,602	0	69,235	107,067
528	McHenry	1,256	0	0	1,882	0	0	0	0	0	0	3,138	4,339
515	Prairie State	3,537	0	0	3,185	0	0	0	65	0	0	6,787	8,823
539	Wood	875	2,575	550	0	0	0	0	0	488	0	4,488	6,600
	TOTALS	43,837	39,281	14,925	13,101	0	2,946	33,476	8,070	43,224	22,000	220,860	319,125

NASF = Net assignable square feet

GSF = Gross square feet

SOURCE OF DATA: RAMP/CC Table C1.1 (FY 1997)

149

133

Illinois Community College Board

Table V-10

TOTAL NET ASSIGNABLE SQUARE FEET OF PERMANENT FACILITIES BY ROOM USE CLASSIFICATION
PER 10TH DAY ON-CAMPUS FTE STUDENT AS OF AUGUST 1, 1995 (COMPLETED, UNDER CONSTRUCTION, APPROVED,
OR APPROPRIATED)

Dist. No.	District/College	10th Day FTE	Classrooms	Laboratory	Office	Study	Athletic PE	Special Use	Theater/ Aud.	General Use	Support	Health Care	Unclass.	Total NASF
522	Belleville	5,659	16.61	15.57	8.50	1.39	6.04	2.63	0.82	5.56	5.63	0.00	0.08	62.82
503	Black Hawk	3,821	7.44	12.24	7.99	7.10	14.33	0.30	0.00	7.15	5.98	0.27	0.26	63.06
508	Chicago													
	Daley	2,332	26.97	29.35	28.72	9.64	8.43	4.53	2.52	12.19	6.32	0.00	0.00	128.66
	Kennedy-King	1,936	44.11	101.19	48.11	9.74	19.93	24.76	3.73	20.41	9.01	0.17	0.00	281.17
	Malcolm X	1,892	63.49	24.86	46.12	4.00	9.84	10.68	0.00	10.44	8.35	0.79	0.00	178.55
	Oliver-Harvey	2,418	36.46	30.32	27.57	8.51	10.42	3.39	1.74	12.08	18.52	0.79	0.00	149.79
	Truman	4,049	26.25	17.24	20.97	7.46	2.38	1.72	2.01	9.98	3.40	0.00	0.00	91.40
	Washington	3,086	18.62	14.68	22.06	5.63	0.00	1.34	0.00	5.98	3.11	0.00	0.00	71.41
	Wright	3,497	31.64	30.99	21.07	10.13	10.13	9.15	6.12	10.11	9.22	0.00	10.69	149.25
507	Danville	1,452	27.00	38.87	31.51	7.38	11.79	2.60	2.35	13.19	11.22	0.00	35.86	181.78
502	DuPage	9,740	13.61	18.10	13.66	8.13	6.69	4.00	1.62	12.38	5.05	0.13	7.02	90.38
509	Elgin	4,804	16.13	17.60	12.37	4.29	3.11	1.67	4.12	10.31	2.12	0.00	0.00	71.72
512	Harper	4,841	15.12	28.48	15.48	5.87	8.75	3.53	1.00	12.57	5.43	0.06	0.00	96.29
540	Heartland	1,510												
519	Highland	907	22.89	46.38	35.94	13.66	19.39	4.05	5.48	33.57	1.82	0.00	50.47	233.65
514	Illinois Central	3,881	13.01	35.08	17.33	8.39	3.94	5.09	2.81	22.19	11.04	0.46	0.32	119.67
529	Illinois Eastern													
	Frontier	181	30.06	25.40	39.64	6.90	0.00	1.09	0.00	2.33	10.65	0.00	0.00	116.07
	Lincoln Trail	545	28.10	57.86	17.75	11.80	37.90	11.75	12.30	27.59	14.88	0.00	8.05	227.98
	Olney	890	15.77	52.43	16.68	14.09	12.00	5.44	5.64	16.37	5.83	0.00	0.00	144.25
	Wabash	659	24.01	53.66	16.61	9.21	34.10	9.34	11.98	15.27	12.90	0.00	0.00	187.08
513	Illinois Valley	1,663	17.79	35.06	15.04	10.73	11.52	2.75	5.42	15.80	16.66	0.00	0.00	130.76
525	Joliet	3,417	18.24	34.28	13.20	10.67	6.18	4.85	1.39	10.86	5.80	0.14	1.91	107.52
520	Kankakee	1,255	32.49	37.23	25.86	11.50	15.39	6.12	0.00	19.40	12.29	0.00	4.18	164.45
501	Kaskaskia	1,476	15.88	33.62	14.89	9.10	11.33	2.73	6.24	9.82	4.06	0.00	0.45	108.12
523	Kishwaukee	1,390	21.89	53.69	23.63	9.39	6.48	13.70	0.00	22.90	16.29	0.08	0.00	168.06
532	Lake County	3,193	20.93	29.25	18.04	10.90	8.50	7.24	1.90	12.88	7.52	0.22	0.22	117.60
517	Lake Land	2,046	14.56	31.85	13.43	14.30	9.60	2.45	2.20	3.06	7.94	0.05	0.00	99.45
536	Lewis & Clark	1,887	23.45	29.78	30.29	5.06	15.97	1.92	9.26	9.89	16.82	0.12	3.58	146.12
526	Lincoln Land	2,387	12.59	19.19	13.33	12.29	6.45	6.67	0.00	20.59	6.02	0.00	0.00	97.11
530	Logan	2,679	10.50	22.59	15.43	5.59	4.30	4.24	2.27	10.33	5.97	0.00	0.00	81.22
524	McHenry	1,357	14.19	38.45	20.82	13.18	6.58	10.35	3.02	16.80	8.54	0.00	0.00	131.92
528	Moraine Valley	4,988	14.41	28.77	16.19	6.57	5.97	1.71	3.82	9.40	4.26	0.00	0.00	91.10
527	Morton	890	22.92	48.49	25.57	11.90	16.45	0.00	7.34	16.73	4.36	0.00	0.00	156.76
535	Oakton	3,687	18.30	21.23	20.37	6.87	3.55	4.28	3.74	13.33	6.52	0.03	1.14	99.36
505	Parkland	4,008	9.52	22.52	12.91	8.93	6.63	0.78	3.29	14.24	2.78	0.11	0.80	82.52
515	Prairie State	1,487	22.57	47.59	20.16	7.22	6.06	9.04	1.58	15.86	11.92	0.00	0.00	141.99
521	Rend Lake	841	24.40	77.24	26.35	13.56	12.41	8.15	4.34	25.45	17.90	0.00	0.00	209.81
537	Richland	1,226	20.09	32.28	17.13	9.76	1.41	3.07	6.37	18.68	8.96	0.00	0.00	117.75
511	Rock Valley	2,849	13.82	31.23	17.64	14.32	11.42	6.48	3.67	17.32	7.47	0.17	0.00	123.53
518	Sandburg	1,052	24.50	41.57	20.59	11.17	9.69	5.18	2.73	10.21	0.79	0.28	5.70	132.39
506	Sauk Valley	899	22.80	75.68	30.02	14.57	13.82	6.77	0.00	27.22	7.88	0.00	45.64	244.41
531	Shawnee	989	19.56	17.32	11.03	9.59	7.28	6.37	0.00	9.75	1.83	0.00	0.00	82.73
510	South Suburban	3,032	25.80	23.78	19.12	11.22	8.11	8.86	2.23	0.00	8.51	0.00	14.40	122.03
533	Southeastern	1,056	14.43	31.07	16.45	10.05	19.01	3.23	5.55	12.68	1.79	0.00	0.00	114.26
534	Spoon River	632	32.52	86.61	21.94	21.34	0.00	5.62	27.88	0.00	15.16	0.00	0.00	211.08
601	State Community	387	42.89	117.01	42.89	19.29	0.00	6.29	0.00	18.07	2.91	0.32	0.00	249.66
504	Triton	4,206	23.73	50.89	19.03	6.40	6.91	3.33	2.53	14.03	6.42	0.36	3.97	137.60
516	Waubesa	1,519	38.65	54.33	27.53	14.39	12.12	5.53	2.95	16.86	20.87	0.00	56.44	249.67
539	Wood	923	11.81	14.34	17.62	3.32	5.45	14.60	0.00	5.84	0.92	0.00	0.00	73.97
TOTAL/AVERAGES		115,521	19.77	30.10	18.47	8.33	8.01	4.67	2.74	12.26	7.03	0.11	3.73	115.23

SOURCES OF DATA: RAMP/CC Tables C1.0 and C1.1 (FY1997)
10th Day Enrollment Report (Fall 1995)

Illinois Community College Board
Table V-11
GROSS SQUARE FOOTAGE OF SPACE ELIGIBILITY*
FOR FISCAL YEAR 1997 STATE-SUPPORTED CONSTRUCTION

Dist. No.	District/College	Fall 95 On-Campus Day FTE		Total Space Eligibility	State Approp Space Complete or Under Construction	Current Space Eligibility
		Eligible Occupational	Other			
522	Belleville	280	5,379	574,568	271,412	303,156
503	Black Hawk	1,103	2,718	442,438	419,445	22,993
508	Chicago					
	Daley	212	2,120	257,300	0	257,300
	Kennedy	165	1,771	215,471	673,846	(458,375)
	Malcolm	249	1,643	214,303	541,575	(327,272)
	Olive	127	2,291	262,671	0	262,671
	Truman	358	3,691	430,192	437,500	(7,308)
	Washington	422	2,664	341,644	0	341,644
	Wright	407	3,090	381,760	241,745	140,015
507	Danville	407	1,045	171,930	218,402	(46,472)
502	DuPage	3,656	6,084	1,112,068	658,143	453,925
509	Elgin	2,045	2,759	578,459	341,932	236,527
512	Harper	475	4,366	508,672	599,832	(91,160)
540	Heartland	44	1,466	167,420	0	167,420
519	Highland	163	744	104,660	195,640	(90,980)
514	Illinois Central	366	3,515	415,120	469,286	(54,166)
529	Illinois Eastern					
	Frontier	31	150	20,840	0	20,840
	Lincoln Trail	132	413	63,910	90,467	(26,557)
	Olney Central	376	514	109,180	115,701	(6,521)
	Wabash	210	449	78,790	102,615	(23,825)
513	Illinois Valley	358	1,305	193,670	264,652	(70,982)
525	Joliet	1,098	2,319	401,439	464,219	(62,780)
520	Kankakee	376	879	149,330	202,578	(53,248)
501	Kaskaskia	587	889	179,970	51,949	128,021
523	Kishwaukee	237	1,153	160,010	165,938	(5,928)
532	Lake County	141	3,052	341,024	384,445	(43,421)
517	Lake Land	235	1,811	229,311	212,848	16,463
536	Lewis & Clark	109	1,778	208,338	247,846	(39,508)
526	Lincoln Land	213	2,174	262,894	278,113	(15,219)
530	Logan	414	2,265	300,225	231,308	68,917
528	McHenry	153	1,204	153,860	155,489	(1,629)
524	Moraine Valley	89	4,899	503,668	571,990	(68,322)
527	Morton	243	647	105,190	230,942	(125,752)
535	Oakton	317	3,370	394,920	303,107	91,813
505	Parkland	317	3,691	424,452	381,053	43,399
515	Prairie State	208	1,279	169,810	286,785	(116,975)
521	Rend Lake	260	581	100,310	173,987	(73,677)
537	Richland	127	1,099	138,670	202,144	(63,474)
511	Rock Valley	920	1,929	337,129	308,506	28,623
518	Sandburg	475	577	129,970	109,444	20,526
506	Sauk Valley	131	768	102,820	353,290	(250,470)
531	Shawnee	454	535	122,410	63,931	58,479
510	South Suburban	943	2,089	356,509	436,259	(79,750)
533	Southeastern	375	681	127,410	106,075	21,335
534	Spoon River	121	511	73,150	146,733	(73,583)
601	State Community	86	301	45,150	127,475	(82,325)
504	Triton	1,217	2,989	485,769	720,782	(235,013)
516	Waubensee	296	1,223	175,970	162,700	13,270
539	Wood	276	647	109,810	96,773	13,037
TOTALS		22,004	93,517	12,934,584	12,815,827	

*Computed in accordance with ICCB Rule 1501.603c4c

SOURCES OF DATA: ICCB Records

10th Day Enrollment Report (Fall 1995)

Illinois Community College Board
Table V-12
TOTAL PROTECTION, HEALTH, SAFETY PROJECTS APPROVED

Dist. No.	District/College	# of Projects Approved		Total	Total Budgeted Amounts
		Bond Issues	Tax Levy		
522	Belleville	5	36	41	\$8,467,657
503	Black Hawk	0	62	62	7,598,097
508	Chicago	0	1	1	4,500,000
507	Danville	13	0	13	4,907,772
502	DuPage	0	0	0	0
509	Elgin	10	0	10	1,117,822
512	Harper	7	36	43	20,141,156
540	Heartland	0	0	0	0
519	Highland	1	27	28	4,511,775
514	Illinois Central	0	42	42	11,277,772
529	Illinois Eastern	34	0	34	4,744,354
513	Illinois Valley	0	32	32	4,019,976
525	Joliet	0	27	27	5,618,580
520	Kankakee	0	0	0	0
501	Kaskaskia	0	5	5	1,822,740
523	Kishwaukee	0	10	10	1,396,234
532	Lake County	11	31	42	6,597,255
517	Lake Land	2	24	26	4,550,594
536	Lewis & Clark	7	0	7	3,499,610
526	Lincoln Land	3	0	3	1,230,819
530	Logan	6	0	6	1,321,640
528	McHenry	0	2	2	1,904,456
524	Moraine Valley	0	19	19	1,910,160
527	Morton	5	2	7	5,517,269
535	Oakton	0	5	5	1,502,650
505	Parkland	0	17	17	2,333,909
515	Prairie State	10	10	20	8,851,346
521	Rend Lake	17	10	27	4,134,265
537	Richland	0	0	0	0
511	Rock Valley	0	53	53	7,265,119
518	Sandburg	0	14	14	2,257,729
506	Sauk Valley	2	20	22	4,405,476
531	Shawnee	10	0	10	1,135,364
510	South Suburban	22	31	53	11,046,718
533	Southeastern	0	0	0	0
534	Spoon River	7	3	10	2,787,507
601	State Community	0	0	0	0
504	Triton	0	67	67	14,243,148
516	Waubonsee	0	27	27	4,419,705
539	Wood	0	17	17	783,400
TOTALS		172	630	802	\$171,822,074

SOURCE OF DATA: ICCB Records

Illinois Community College Board
Table V-13
BUDGETED REVENUE FOR COMMUNITY COLLEGE CONSTRUCTION
SINCE JANUARY 1990*

Dist. No.	District/College	Project	Federal	Local	State	Total
522	Belleville	Mechanical System Renovation	\$ 0	\$ 429650	\$ 0	\$ 429650
		Student Services Renovation	0	242179	94926	337105
		Fire Protection Renovation	0	47600	0	47600
		Roofing System Repairs	0	283440	0	283440
		Campus Storage Renovation	0	164869	93866	258735
		Energy Conservation	0	95750	0	95750
		Cafeteria Expansion	0	181000	0	181000
		Modular Classroom Units	0	584170	0	584170
		Accessibility Renovations	0	789000	0	789000
		Accessibility Modifications	0	102200	0	102200
		Mechanical System Renovation	0	589120	0	589120
		Roofing & Moisture Problems	0	47040	0	47040
		Aviation Maintenance Training Facility	0	265750	0	265750
		Remodel Vo-Tech Center	0	752100	2256400	3008500
		Moisture Protection-Roof Replace	0	30000	0	30000
		Hazardous Materials Storage	0	130000	0	130000
		Water Piping-Code Corrections	0	153400	0	153400
		Energy Conservation	0	25200	0	25200
		Fire Protection Renovation	0	82040	0	82040
		Exterior Lighting Code Corrections	0	80000	0	80000
		Energy Conservation Measures	0	668600	0	668600
		Moisture Protection-Window Repl.	0	28000	0	28000
						\$ 8216300
503	Black Hawk	Remodel Corporate Center	0	274042	0	\$ 274042
		Site Acquisition	0	370000	0	370000
		Life Safety Renovations	0	30955	0	30955
		Weatherize Entrances	0	91269	0	91269
		Fire Code Corrections	0	111391	0	111391
		New Restroom Facility	0	30700	0	30700
		Construction Defects	0	0	210000	210000
		Aggregate Repairs	0	114719	0	114719
		Roof Replacement	0	118507	0	118507
		WIU Office Relocation	0	7000	0	7000
		Local Child Care Center	0	45000	0	45000
		Storm Drainage Repairs-Phase V	0	145000	0	145000
		Install Variable Air Volume System	0	465000	0	465000
		Storm Drain System-Phase IV	0	119900	0	119900
		Retube Boiler	0	107000	0	107000
		Fire & Security System Update	0	256094	0	256094
		Pool Repairs	0	140000	0	140000
		Energy Management System	0	29955	0	29955
		Storm Drainage Repair-Phase IV	0	96800	0	96800
		Asbestos Removal	0	359800	0	359800
		Rehabilitate Building 4	0	201429	0	201429
		HVAC Repairs	0	96500	0	96500
		HVAC Replacement	0	34876	0	34876
		Hazardous Boiler Replacement	0	61175	0	61175
		Elevator Code Modifications	0	101765	0	101765
		Reroof Three Buildings	0	161809	0	161809
		ADA Modifications	0	455620	0	455620

Illinois Community College Board
Table V-13
BUDGETED REVENUE FOR COMMUNITY COLLEGE CONSTRUCTION
SINCE JANUARY 1990*

Dist. No.	District/College	Project	Federal	Local	State	Total
		Direct Service Addition	0	1210000	0	1210000
		Moisture Protection/Plumbing	0	136200	0	136200
		Sewer & Erosion Repairs	0	94100	0	94100
		Chemical Storage Alterations	0	52290	0	52290
		Roof Improvements	0	257500	0	257500
		Fire Alarm Update	0	132401	0	132401
						<u>\$ 6118797</u>
508	Chicago					
	City-Wide	Construction/West Side Tech	0	31500000	8500000	\$ 40000000
	Daley	Renovate Stairway/Bridge	0	0	620899	620899
		Asbestos Abatement	0	0	50000	50000
		Additional Renovations-Stairway/Bridge	0	0	62535	62535
		Exterior Improvements	0	0	200000	200000
		Window Covering	0	0	139030	139030
		Window Coverings	0	0	125000	125000
	Kennedy-King	Exterior Painting/Caulking	0	0	287303	287303
	Malcolm X	Renovate Locker Rooms	0	0	400000	400000
	Olive-Harvey	Exterior Paint, Sidewalks	0	0	241626	241626
		Renovate Building 5	0	0	530000	530000
	Truman	Replace Carpet & Flooring	0	0	50000	50000
		Remodeling	0	1675000	0	1675000
	Washington	Remodel Floors-Basement through 11	0	1385481	0	1385481
		Dawson Skills Rehab	0	0	3500000	3500000
	Wilbur Wright	Remodel Old Wright	0	1050000	0	1050000
		Land/New Campus	0	76600000	0	76600000
		Humboldt Park Vocational Center	0	5000000	2000000	7000000
						<u>\$133916874</u>
507	Danville					
		Repave Parking Lots	0	10312	83586	\$ 93898
		Classroom/Labs-Miller Gym	0	673700	1853600	2527300
		Repair Gazebo	0	0	12475	12475
		Technology Center Addition	0	889800	672200	1562000
		Install Automatic Door	0	0	6500	6500
		Seal Coating-Parking Areas	0	0	10058	10058
		Auto Door Openers	0	0	6850	6850
		Repair Porches-Building 17	0	0	53270	53270
		Repair Roof-Building 17	0	0	77086	77086
		Roof Repairs	0	595847	0	595847
		Energy Conservation	0	33272	0	33272
		Tech Center/Parking Lots	0	0	70000	70000
		Utility Tunnel Replacemet	0	1566200	0	1566200
		Fuel Oil Tank Replacement	0	28399	0	28399
		College Center Repairs	0	0	66500	66500
		Asbestos/Radon Survey	0	96554	0	96554
						<u>\$ 6806209</u>
502	DuPage					
		Site Acquisition-Naperville	0	816750	0	\$ 816750
		Site Acquisition-Westmont	0	609840	0	609840
		Instructional Computing Center	0	391200	1173500	1564700
		Parkway Expansion	0	928940	0	928940

Illinois Community College Board
Table V-13
BUDGETED REVENUE FOR COMMUNITY COLLEGE CONSTRUCTION
SINCE JANUARY 1990*

Dist. No.	District/College	Project	Federal	Local	State	Total
		Walkway Lighting/Reroof Building	0	201893	230107	432000
		Parking Lot Expansion	0	975387	0	975387
		Warehouse Expansion	0	613340	0	613340
		Renovate Parking Lots 1-5	0	229060	227538	456598
		Construct Extension Centers	0	3572800	0	3572800
		Renovate Parking Lots 8 thru 12	0	636911	227538	864449
		Land/North Regional Site	0	650000	0	650000
		Business/Industry Conference Center	0	5500000	0	5500000
		Visual/Performing Arts Phase I	0	23260694	0	23260694
		Site Acquisition/Naperville	0	449757	0	449757
		Ceiling Replacement	0	0	263395	263395
		Roadway Renovations	0	0	224080	224080
		Fitness Room Addition	0	348000	0	348000
						<u>\$41530730</u>
509	Elgin	Parking Lot Repairs	0	0	66594	\$ 66594
		Construction Maintenance Bldg.	0	239533	0	239533
		Moisture Protection	0	92739	0	92739
		Construct Maintenance Bldg.	0	239533	0	239533
		Mobile Classroom Units	0	137400	0	137400
		Exterior Lighting	0	327500	0	327500
		Construct Applied Tech Building	0	1145750	0	1145750
		HVAC Modifications	0	40740	0	40740
		Resurface Parking Lot 1	0	3456	75544	79000
		Accessibility Modifications	0	38045	0	38045
		Repair Parking Lots	0	0	241675	241675
		Site Acquisition	0	2061300	0	2061300
						<u>\$ 4709809</u>
512	Harper	HVAC Renovations	0	1259280	0	\$ 1259280
		Roof Replacement Bldgs. B,C,G,H	0	1121250	0	1121250
		Construct Observatory	0	44200	0	44200
		Energy Management System	0	1000000	0	1000000
		Resurface Parking Lot 8,9,10	0	789000	0	789000
		Repave Perimeter Road	0	146400	0	146400
		Renovate Fire Alarm System	0	327600	0	327600
		Construction Defects	0	0	3184856	3184856
		Install Accessible Drinking	0	200000	0	200000
		Boiler Repairs/Building B	0	110000	0	110000
		Alter Doorway/Building 1	0	29500	0	29500
		Roof Repair/Alteration	0	710000	0	710000
		Repair Parking Lots	0	0	144831	144831
		Replace Wheelchair Lifts	0	75000	0	75000
		Replace Underground Storage	0	190000	0	190000
		Repair Roofs-Buildings A & D	0	400000	0	400000
		Fire Supression System	0	25000	0	25000
		Plumbing Repairs-Buildings I & J	0	420000	0	420000
		Electrical/Mechanical Repairs	0	1469550	0	1469550
		Repair Parking Lot 3	0	85	155230	155315
		Repair HVAC-Building V	0	50000	0	50000
		Repair Roofs-Buildings B,E,I,J	0	385000	0	385000

147

Illinois Community College Board
Table V-13
BUDGETED REVENUE FOR COMMUNITY COLLEGE CONSTRUCTION
SINCE JANUARY 1990*

Dist. No.	District/College	Project	Federal	Local	State	Total
		Repair Restrooms-Building D	0	438500	0	438500
		Accessibility Renovations	0	54000	0	54000
		Elevator Accessibility	0	72500	0	72500
		Fire Sprinkler Installation	0	199750	0	199750
		Power Distribution System	0	317250	0	317250
		Hazardous Bleacher Repair	0	100000	0	100000
		Site Acquisition/Northeast	0	2000000	0	2000000
		Water Main Extension	0	247925	0	247925
		Construct Instructional Bldg.	0	12589800	0	12589800
		Roof Replacement-Bldg. F	0	235000	0	235000
		Roof & Ceiling-Bldg. D	0	0	145841	145841
		Moisture Protection-NE Center	0	178000	0	178000
						\$ 28815348
519	Highland	Walk Replacement/Phase IV	0	85000	0	\$ 85000
		Reroof Sports Complex	0	81000	0	81000
		Install Nonskid Pool Deck	0	25000	0	25000
		Sidewalk Replacement	0	172648	0	172648
		Reroof Maintenance Barn	0	35000	0	35000
		Accessibility-Auto Doors	0	41950	0	41950
		Tuckpointing & Sidewalks	0	73000	0	73000
		Drainage Repairs-Lot D	0	85230	0	85230
		Bleacher Repairs	0	51725	0	51725
		Sidewalk Repair/Drainage-Phase IV	0	70190	0	70190
		Drainage Alterations	0	173387	0	173387
		Sidewalk Rehabilitation	0	248398	0	248398
		Student Center Building	0	168600	4952000	5120600
		Exterior Waterproofing Modifications	0	51425	0	51425
		Underground Storage Tank	0	50050	0	50050
		Moisture Protection	0	75637	0	75637
		Renovation/Buildings M & R	0	0	284968	284968
		ADA Projects	0	257620	0	257620
		ADA Compliance	0	318666	0	318666
		Auto Body Code Corrections	0	110480	0	110480
		Laboratory Ventilation	0	56975	0	56975
		Fire Alarm Improvements	0	155768	0	155768
						\$ 7624717
514	Illinois Central	Test Cells	0	108000	0	\$ 108000
		Phase II-Downtown Center	0	2373250	0	2373250
		Hazardous Surface Repairs	0	170000	0	170000
		Courtyard Rehabilitation	0	360000	0	360000
		Campus Security	0	66000	0	66000
		Remodel Dirksen Hall	0	325000	0	325000
		Replace HVAC Units	0	407000	0	407000
		Parking Lot Rehabilitation	0	5127	149102	154229
		Enclose Overhang/Administration Bldg.	0	225000	0	225000
		Repair Underground Storage Tank	0	289670	0	289670
		Parking Deck Construction	0	550000	0	550000
		Construction Defects-Roof	0	0	493000	493000
		Construct Storage Building	0	78177	0	78177

Illinois Community College Board
Table V-13
BUDGETED REVENUE FOR COMMUNITY COLLEGE CONSTRUCTION
SINCE JANUARY 1990*

Dist. No.	District/College	Project	Federal	Local	State	Total
		Roof Repair-Gymnasium	0	134500	0	134500
		Repair Dirksen Parking Lot	0	2563	147437	150000
		Renovate Parking Lot A	0	2563	147437	150000
		Replace Electric Transformers	0	66000	0	66000
		Replace Rooftop HVAC Units	0	830000	0	830000
		Parking Lot F Renovation	0	0	103800	103800
		Fire Damper Replacement	0	475200	0	475200
		Asbestos Removal/SW Adams	0	143750	0	143750
		Boiler Room Roof Replacement	0	76790	0	76790
		Roof Replacement-SW Adams	0	141900	0	141900
		ADA Survey/Phase I Corrective Work	0	186390	0	186390
		Water-Fire Main Relocations	0	234698	0	234698
		Erosion Control	0	76000	0	76000
		ADA Elevator Addition	0	165460	0	165460
		Parking Lot Restoration	0	0	123400	123400
		Acquisition/Renovation-World Drug Bldg.	0	6386400	0	6386400
		Repair of Bridges	0	97000	0	97000
		Roof Replacement-Lawrence	0	80000	0	80000
						<u>\$ 15220614</u>
529	Illinois Eastern	Construct Microwave Tower	0	313191	0	\$ 313191
		Roof Replacements	0	0	813000	813000
		Stage Floor Replacement	0	0	19159	19159
		Ventilation Corrections	0	117041	0	117041
		Stage Floor Replacement	0	0	21304	21304
		ADA Compliance Alterations	0	71400	0	71400
		Pool Filter Replacement	0	33062	0	33062
		Storm Sewer Waterway Repairs	0	56856	0	56856
		Robinson Commercial Building	0	481960	0	481960
		Tool & Die Shop Code Modifications	0	141546	0	141546
		HVAC Replacement	0	0	324450	324450
	Frontier	Remodel LRC	0	22280	0	22280
		Maintenance/Storage Shed	0	18400	0	18400
	Olney Central	Relocate Child Care Center	0	2000	0	2000
		Construction Defects/Wattleworth	0	615000	0	615000
		Reroof Stair Enclosures	0	31838	0	31838
		Parking Lot Expansion	0	75000	0	75000
	Wabash Valley	Natatorium Roof Replacement	0	81627	0	81627
		Roof Repairs	0	1188000	0	1188000
		HVAC Replacement	0	226200	0	226200
		Gym Floor Replacement	0	0	88962	88962
						<u>\$ 4742276</u>
513	Illinois Valley	Furnace Replacement	0	48600	0	\$ 48600
		Fire Door Controls	0	30000	0	30000
		Hazardous Floor Replacement	0	56723	0	56723
		Road Subsurface Erosion	0	50301	0	50301
		Biology Lab Utilities	0	28904	0	28904
		Replace Hazardous Floor	0	58000	0	58000
		Replace Water Main	0	78860	0	78860
		Energy Audit and Survey	0	29400	0	29400

Illinois Community College Board
Table V-13
BUDGETED REVENUE FOR COMMUNITY COLLEGE CONSTRUCTION
SINCE JANUARY 1990*

Dist. No.	District/College	Project	Federal	Local	State	Total
		Maintenance Room Ventilation	0	0	18800	18800
		Roof Replacement-Gym	0	30142	0	30142
		Roof Replacement	0	51450	0	51450
		Repair Parking Lots	0	0	44620	44620
		Modify Elevators	0	121211	0	121211
		Roadway & Parking Lot	0	0	64136	64136
		Asbestos Abatement-Building G	0	145200	0	145200
		Asbestos Abatement A-301	0	111200	0	111200
		Asbestos Abatement	0	115800	0	115800
		Repair Parking Lot 5	0	24522	63420	87942
		Reroof Auto Ag Facility	0	130725	0	130725
		Sewer Line Hookup	0	84000	0	84000
		Energy Conservation/Retrofit	0	257000	0	257000
		Roof Replacement	0	220000	0	220000
		Asbestos Removal-Water Tanks	0	120000	0	120000
		Security Lighting-Phase II	0	160320	0	160320
		Hazardous Walk Replacement	0	40780	45816	86596
		Sidewalk Replacement Phase II	0	0	60200	60200
		ADA Modifications	0	180600	0	180600
		Sidewalk Replacement	0	0	47300	47300
		Plumbing Code Compliance	0	30250	0	30250
		Asbestos Abatement	0	125890	0	125890
		ADA Modifications	0	150120	0	150120
		Security Lighting	0	158970	0	158970
		Asbestos Removal-Science Fume	0	40800	0	40800
						\$ 3024060
525	Joliet	Resurface Tennis Courts	0	81400	0	\$ 81400
		New Roofing Building E	0	211800	0	211800
		Water Seepage - Roof	0	213400	0	213400
		Repair Parking Lots	0	0	132108	132108
		Emergency Telephones	0	66286	0	66286
		Remove Asbestos Flooring	0	88300	0	88300
		Parking Lot and Roadway Repair	0	21067	121073	142140
		Exterior Stair-Renaissance Center	0	72315	0	72315
		Roof Work-Renaissance Center	0	100100	0	100100
		Emergency Telephones/Phase II	0	82300	0	82300
		Roof Replacement/Building G	0	145200	0	145200
		North Campus Site	0	4665650	0	4665650
		Install Fire Alarm System	0	75500	0	75500
		Roof Replacement-Building D	0	0	98222	98222
		Install Cogeneration System	0	949000	0	949000
		Parking Lot Restoration	0	0	210061	210061
		ADA Compliance	0	287980	0	287980
						\$ 7621762
520	Kankakee	Repair Chimney Flue	0	0	43513	\$ 43513
		Modify Heating System	0	13892	46079	59971
		Classroom Addition	0	3268500	0	3268500
		Update Fire Alarm System	0	0	64505	64505
		Retube Boilers	0	0	39800	39800

Illinois Community College Board
Table V-13
BUDGETED REVENUE FOR COMMUNITY COLLEGE CONSTRUCTION
SINCE JANUARY 1990*

Dist. No.	District/College	Project	Federal	Local	State	Total
		Roadway Lighting	0	0	58965	58965
		West Campus Renovation	0	158880	51120	210000
						\$ 3745254
501	Kaskaskia	Replace Roof-Gym & Science	0	0	51797	\$ 51797
		Alterations-Buildings C,D,E,F	0	780000	0	780000
		Lighting Code Corrections	0	243500	0	243500
		Roofing Replacement	0	0	170228	170228
		ADA-Door Operators	0	39240	0	39240
		Roof Replacement-various buildings	0	140000	0	140000
						\$ 1424765
523	Kishwaukee	Accessibility/Phase II	0	113900	0	\$ 113900
		Repair Bleachers	0	0	13200	13200
		Handicapped Accessibility	0	55320	0	55320
		Resurface Tennis Courts	0	0	32000	32000
		Repair Roof-Boiler Room	0	0	15000	15000
		Construction Defects	0	0	125000	125000
		Parking Lot Lighting	0	2584	50691	53275
		Library Expansion	0	361992	1452000	1813992
		Addition/Construction-Phase IV	0	9989400	0	9989400
		Roof Replacement	0	382005	0	382005
		ADA Walk/Egress Repairs	0	65119	0	65119
		Wellhouse Safety	0	47425	0	47425
		Water Penetration	0	279197	0	279197
		Wellhouse Code Corrections	0	47425	0	47425
		Parking Lot Resurfacing (South Lot)	0	0	179835	179835
						\$ 13212509
532	Lake County	Fume Hood Reinstallation	0	114000	0	\$ 114000
		Water Main Loop Connection	0	43000	0	43000
		Toilet Room Accessibility	0	130000	0	130000
		Voice Communication System	0	54000	0	54000
		Asbestos Survey	0	32400	0	32400
		Gym Lighting Retrofit	0	30000	0	30000
		Roof Repairs & Insulation	0	918000	0	918000
		Metal Siding Repair	0	32400	0	32400
		Chemistry Lab Alterations	0	142500	0	142500
		Fire Alarm System Repairs	0	626400	0	626400
		Repair Exhaust Systems	0	82000	0	82000
		Access Road & Parking	0	0	212422	212422
		Reroof Lake Shore Campus	0	166300	0	166300
		Install Accessible Hardware	0	27400	0	27400
		Repave Parking Lot 4	0	2828	107601	110429
		Heating System Repair	0	86000	0	86000
		Repave Parking Lot 7	0	0	106211	106211
		Electrical Modifications	0	26700	0	26700
		Replacement Wiring	0	130700	0	130700
		Fire Alarm & System Auto.	0	686600	0	686600
		Drainage Repairs	0	332000	0	332000
		Accessible Entrances	0	30900	0	30900

Illinois Community College Board
Table V-13
BUDGETED REVENUE FOR COMMUNITY COLLEGE CONSTRUCTION
SINCE JANUARY 1990*

Dist. No.	District/College	Project	Federal	Local	State	Total
		Mechanical Unit Repairs	0	162000	0	162000
		Sidewalk Repairs	0	67700	0	67700
		Parking Lot Restoration	0	0	127900	127900
		Improve Access/Parking Lot	0	0	257900	257900
		ADA Compliance	0	345000	0	345000
		Lakshore Campus Expansion	0	3250000	0	3250000
		Heating Control/Lakeshore	0	29700	0	29700
						<u>\$ 8360562</u>
517	Lake Land	Energy Management System/Phase I	0	191531	0	\$ 191531
		Energy Management/Phase II	77762	84764	0	162526
		Replace Heat Piping	0	180000	0	180000
		Pave South Parking Lot	0	6384	98116	104500
		Renovate Classrooms	0	0	44651	44651
		Agricultural Tech Building	0	255000	0	255000
		Resurface Parking Lot	0	55400	36600	92000
		Exterior Moisture Protection	0	78000	0	78000
		Drainage Repairs	0	300000	0	300000
		Exterior Door Modifications	0	120000	0	120000
		Cooling Towers Repairs	0	63000	0	63000
		HVAC Alterations-Field House	0	36000	0	36000
		Asbestos Survey	0	58500	0	58500
		Hazardous Bleacher Repair	0	72000	0	72000
		ADA Modifications	0	34500	0	34500
		Security Lighting Upgrade	0	216000	0	216000
		ADA Signage	0	65000	0	65000
		Natural Gas Line Replacement	0	52250	0	52250
		Electrical Code Corrections	0	289600	0	289600
		Campus Roadway Renovation	0	0	65916	65916
		Asbestos Encapsulation	0	354883	0	354983
		Center for Higher Ed Technology	0	751600	1348400	2100000
		ADA Restrooms	0	50000	0	50000
		Reroof Fieldhouse	0	30000	0	30000
		Reroof Covered Walkways	0	180000	0	180000
						<u>\$ 5195957</u>
536	Lewis & Clark	Hatheway Hall	0	283000	850000	\$ 1133000
		New Parking Lots	0	267000	0	267000
		Stage Remodeling	0	199800	0	199800
		Renovation for Reception Area	0	150000	0	150000
		Modify Electrical Main Complex	0	0	72831	72831
		Install Fire Alarm	0	0	10000	10000
		Modify Ventilation System	0	0	32515	32515
		Handicapped Accessibility	0	222100	1300000	1522100
		Two Bldgs.-Arts/Cer-Maintenance	0	350000	0	350000
		Relocate Chapel	0	2194500	0	2194500
		Remodel Trimpe Building	0	800000	2400000	3200000
		Classroom/Multi-Purpose Building	0	812000	2436000	3248000
		Additional Site Lighting	0	0	33275	33275
		Roadway Repairs	0	0	6528	6528
		Main Complex Renovation	0	1000000	0	1000000

Illinois Community College Board
Table V-13
BUDGETED REVENUE FOR COMMUNITY COLLEGE CONSTRUCTION
SINCE JANUARY 1990*

Dist. No.	District/College	Project	Federal	Local	State	Total
		Main Complex Renovation - Phase II	0	1000000	3000000	4000000
						\$ 17419549
526	Lincoln Land	Parking Lot Overlay-Phase III		2906	63889	\$ 66795
		Roof Replacement	0	1125000	0	1125000
		Bleacher Repairs	0	74719	0	74719
		Child Care Center	0	696000	0	696000
		Seal, Caulk, Paint Windows	0	0	76060	76060
						\$ 2038574
530	Logan	Construct Softball Field	0	18880	0	\$ 18880
		Mining Technology Bldg. Addition	0	163646	0	163646
		Asbestos Removal	0	2556	0	2556
		Exterior Wall Repairs-Phase IV	0	0	49529	49529
		Exterior Repairs	0	0	50587	50587
		New Parking Lot	0	487000	0	487000
		Exterior Repairs	0	0	50088	50088
		Construct Dugouts	0	23563	0	23563
		Energy Conservation Measures	0	225000	0	225000
		Electrical Code Compliance	0	40000	0	40000
		Replace Roof-Phase I	0	683000	0	683000
		Accessibility Improvements	0	107000	0	107000
		Classroom Addition	0	2178833	6297300	8476133
		HVAC Code Compliance	0	145000	0	145000
		New Office Building	0	418100	0	418100
		Microbiology Lab	0	105880	0	105880
		Roof Replacement	0	0	159600	159600
		ADA/Environmental Improvements	0	121640	0	121640
						\$ 11327202
528	McHenry	Site Acquisition	0	615848	0	\$ 615848
		Resurface Parking Lot	0	9387	35613	45000
		Carpet Replacement	0	6485	36015	42500
		New Classroom Building	0	11660000	0	11660000
		HVAC Repairs & Replacement	0	1208400	0	1208400
		Fire Science Training Facility	0	253800	0	253800
		Roof Replacement	0	696056	0	696056
						\$14521604
524	Moraine Valley	Correct Drainage-Phase II	0	834000	0	\$ 834000
		Fueling System Work	0	50000	0	50000
		Handicapped Ramp & Elevator	0	347700	0	347700
		High Technology Center	0	6983700	6983700	13967400
		Storm Water Drainage Work	0	1121000	0	1121000
		Replace Roofs	0	695000	0	695000
		Remodel Faculty/Staff Offices	0	0	127112	127112
		Roof Replacement-Bldgs A&B/Central Plnt	0	555000	0	555000
		HVAC System Renovation	0	4249200	0	4249200
		Fire Alarm Replacement	0	391700	0	391700
		Remodel Buildings A, B, I	0	0	2227500	2227500
		Fine Applied Arts/Phase II	0	16174100	0	16174100

Illinois Community College Board
Table V-13
BUDGETED REVENUE FOR COMMUNITY COLLEGE CONSTRUCTION
SINCE JANUARY 1990*

Dist. No.	District/College	Project	Federal	Local	State	Total
		Walk Replacement	0	0	321000	321000
						\$41060712
527	Morton	Fire Alarm System	0	152660	0	\$ 152660
		Asbestos Abatement 1989	0	1379700	0	1379700
		Parking Lot Renovation	0	0	48267	48267
		Renovation/Repair PE Bldg.	0	24290	50570	74860
		HVAC System Replacement	0	1905384	0	1905384
		Gym Floor Restoration	0	6644	27456	34100
		Exterior Sign Restoration	0	0	68000	68000
		Seating Restoration	0	0	35600	35600
		Land Acquisition	0	600000	0	600000
		Main Entrance/Drive Rehab.	0	0	59516	59516
						\$ 4358087
535	Oakton	Joint Facility NWMC & OCC	0	878000	0	\$ 878000
		Site Acquisition/Niles East	0	5000000	0	5000000
		Maintenance Building Addition	0	47750	0	47750
		Parking Lot/Roadway Repair	0	44062	208438	252500
		Asbestos Removal/Demolition	0	750000	0	750000
		Underground Storage Removal	0	200000	0	200000
		Drainage Repairs	0	35000	0	35000
		Des Plaines Campus Expansion	0	0	200000	200000
						\$ 7363250
505	Parkland	West Entrance Road	0	250000	0	\$ 250000
		Drainage Improvements	0	0	99047	99047
		Hazardous Lighting Replacement	0	555000	0	555000
		Lighting Improvements	0	0	99047	99047
		Repair Masonry Walls/Guard Rails	0	0	97941	97941
		Classroom Addition-Child Care	0	405000	0	405000
		Educational Video Center	0	300000	0	300000
		Roof Replacement	0	400000	0	400000
		Accessible Walks/Entry Rehab	0	111000	0	111000
		Lighting Code Corrections	0	200000	0	200000
		Safety Lighting Upgrade	0	555000	0	555000
		Natural Gas Line Replacement	0	240000	0	240000
		Lighting Code Corrections	0	300000	0	300000
		Parking/Paving Renovations	0	0	166070	166070
		Condenser Replacement-Phase II	0	965000	0	965000
		Renovate Vet Tech Facility	0	0	97941	97941
		HVAC Condenser Replacement	0	725000	0	725000
		Child Care Center	0	0	1496300	1496300
		Interior Lighting-Phase V	0	100000	0	100000
						\$ 7162346
515	Prairie State	Sidewalk Replacement	0	102842	0	\$ 102842
		Renovate Building K	0	381872	0	381872
		Emergency Gas Line Repair	0	31000	0	31000
		Building Masonry Restoration	0	82350	67464	149814
		Handicapped Elevator	0	108000	0	108000

Illinois Community College Board
Table V-13
BUDGETED REVENUE FOR COMMUNITY COLLEGE CONSTRUCTION
SINCE JANUARY 1990*

Dist. No.	District/College	Project	Federal	Local	State	Total
		Theater Alterations	0	92043	0	92043
		Drainage Corrections	0	151200	0	151200
		Masonry Repairs-Phase II	0	95000	0	95000
		Accessible Restrooms	0	81600	0	81600
		Exterior Security Lighting	0	222335	0	222335
		Renovate Fitness Center	0	208000	0	208000
		HVAC Rehab Building	0	231300	0	231300
		Construct Parking Lot	0	945000	0	945000
		Replace Roofs	0	882000	0	882000
		Improve Entrance Accessibility	0	409200	0	409200
		HVAC/Electrical Rehab	0	138000	0	138000
		Accessible Parking Area	0	27000	0	27000
		Emergency Electrical Generator	0	425100	0	425100
		Atrium Safety Alterations	0	98400	0	98400
		LRC Code Corrections	0	112700	0	112700
						<u>\$ 4892406</u>
521	Rend Lake	Addition/Vo Tech Bldg.	0	950000	0	\$ 950000
		Vocational Roof Repair	0	77000	0	77000
		Addition/Vo Tech Bldg. I	0	250000	0	250000
		Addition/Vo Tech Bldg. II	0	150000	0	150000
		Code Corrections-IT Building	0	207870	0	207870
		Remodel Mining Building	0	50000	0	50000
		Drainage Alteration & Repair	0	349912	0	349912
		Replace Interior Finish	0	0	50935	50935
		Roof Repair-Science Building	0	20633	51521	72154
		Roof Repairs	0	127462	0	127462
		Structural Repairs	0	95165	0	95165
		Plumbing System Repairs	0	438745	0	438745
		Fire Safety Alterations	0	87613	0	87613
		Ventilation Alterations	0	163429	0	163429
		Accessibility Alterations	0	91138	0	91138
		Underground Storage Tank A	0	26445	0	26445
		Paint Booth Ventilation	0	36862	0	36862
		Code Compliance-Theater	0	125241	0	125241
		ADA Elevator Repairs	0	38720	0	38720
		Cooling Tower Replacement	0	133403	0	133403
		Renovate Lecture Rooms	0	0	94810	94810
		Roof Replacement	0	125000	375000	500000
		Bleacher Repairs	0	104135	0	104135
						<u>\$ 4220499</u>
537	Richland	Maintenance/Storage Building	0	215139	645417	\$ 860556
		HVAC Modification	0	0	4405	4405
		Renovate Mechanical Room	0	0	15500	15500
		Renovate Southeast Center	0	0	11000	11000
		Construct Greenhouse	0	100000	0	100000
		Parking Lot Completion	0	107000	0	107000
		Modify Facilities	0	0	30367	30367
						<u>\$ 1128828</u>

Illinois Community College Board
Table V-13
BUDGETED REVENUE FOR COMMUNITY COLLEGE CONSTRUCTION
SINCE JANUARY 1990*

Dist. No.	District/College	Project	Federal	Local	State	Total
511	Rock Valley	Handicapped Accessibility	0	73039	0	\$ 73039
		Fire Alarm System	0	38902	0	38902
		Handicapped Accessibility	0	119879	0	119879
		Renovate Bookstore	0	96800	0	96800
		Remodel Bldgs A,B,C,F,G	0	89650	0	89650
		Asbestos Abatement	0	85665	0	85665
		Repair Office	0	42650	0	42650
		Accessibility	0	105728	0	105728
		Repair/Replace Walks	0	112100	0	112100
		Walkway Lighting	0	3795	0	33795
		Replace Roof	0	165200	0	165200
		Replace Hangar Door	0	35400	0	35400
		Parking Lot Lighting	0	214946	0	214946
		Remove Underground Tank	0	106200	0	106200
		Remodel Buildings B & F	0	249220	0	249220
		Renovate Entrance Roadway	0	0	100197	100197
		Structural Repair-Wood Bridge	0	81420	0	81420
		Accessibility	0	94400	0	94400
		Install Emergency Warning System	0	25020	0	25020
		Indoor Air Quality Renovations	0	64900	0	64900
		Install Accessible Hardware	0	169920	0	169920
		Remove Deteriorated Asbestos	0	92790	0	92790
		Fire Alarm Renovation	0	29500	0	29500
		Remodeling Technology Center	0	133500	0	133500
		Lighting Efficiency Renovation	0	213010	0	213010
		Accessible Restroom Modifications	0	31506	0	31506
		Roof Replacement	0	237350	0	237350
		Asbestos Removal	0	51254	0	51254
		Handicapped Accessibility	0	364620	0	364620
		Theater Storage Facility	0	57947	0	57947
		Moisture Protection	0	83780	0	83780
		Underground Tank Replacement	0	76000	0	76000
		Exterior Roofing/Sealants	0	467200	0	467200
		Fire Alarm Installation	0	53100	0	53100
		Hazardous Lighting System	0	44840	0	44840
		ADA Walkway Compliance	0	177800	0	177800
						\$ 4219228
518	Sandburg	Replace Hazardous Walks	0	37580	0	\$ 37580
		Replace Roofs and Flashing	0	154600	0	154600
		Water Circulation/Heating System	0	56360	0	56360
		Energy Conservation/HVAC Repairs	0	388491	0	388491
		Roadway/Parking	0	0	112712	112712
		Gym Floor Replacement	0	0	27600	27600
		ADA Compliance Modifications	0	163595	0	163595
		HVAC Repairs	0	217618	0	217618
		Security Lighting Rehab	0	67804	0	67804
		Cooling Tower Repairs	0	140000	0	140000
		Energy Conservation Measures	0	166540	0	166540
		Elevator Accessibility Modification	0	108974	0	108974
		Bleacher Replacement/Repairs	0	152686	0	152686

Illinois Community College Board
Table V-13
BUDGETED REVENUE FOR COMMUNITY COLLEGE CONSTRUCTION
SINCE JANUARY 1990*

Dist. No.	District/College	Project	Federal	Local	State	Total
		ADA Accessibility Improvements	0	181720	0	181720
		Branch Campus-Carthage, IL	0	1208600	0	1208600
		Parking Lot Renovations	0	0	35150	35150
		Energy Conservation	0	274825	0	274825
		Security Lighting	0	101494	0	101494
						\$ 3596349
506	Sauk Valley	Parking Lot Repairs	0	19639	83572	\$ 103211
		Reroof College-Phase II	0	342000	0	342000
		Reroof College-Phase III	0	332000	0	332000
		Construct Restroom Facility	0	54898	0	54898
		Roof Repairs	0	133300	0	133300
		Boiler Repairs	0	72700	0	72700
		Wastewater Treatment	0	156000	0	156000
		Asbestos Study/Management Plan	0	28000	0	28000
		Exterior Lighting Safety Rep.	0	417064	0	417064
		Asbestos Abatement	0	56000	0	56000
		Energy Conservation Measures	0	980460	0	980460
		Kitchen Ventilation Modification	0	79685	0	79685
		Fire Safety Valves	0	41030	0	41030
		Lighting Repairs	0	37012	0	37012
		Parking Area/Roadway Sealing	0	0	201454	201454
		Fitness Center	0	67000	0	67000
		Boiler Repairs	0	36600	0	36600
						\$ 3138414
531	Shawnee	New Guard & Hand Rails	0	47825	0	\$ 47825
		Resurface Parking Lot	0	0	42691	42691
		Resurface Parking Lot-Phase II	0	0	17543	17543
		Roadway Resurfacing	0	5330	16300	21630
		Campus Drive Improvements	0	0	23789	23789
						\$ 153478
510	South Suburban	Waterproof/Caulking	0	116142	0	\$ 116142
		General Handicapped Access	0	238096	0	238096
		Boiler Replacement	0	274800	0	274800
		Exterior Security Lighting	0	199000	0	199000
		Variable Air Volume System	0	295450	0	295450
		HVAC Renovation/Fieldhouse	0	28980	0	28980
		Carpet Replacement-Phase I	0	108000	0	108000
		Emergency/Lighting Generator	0	333098	0	333098
		Carpet Replacement-Phase II	0	175000	0	175000
		Construct Maint/Storage Bldg	0	265493	0	265493
		Rehabilitate Counseling Area	0	27500	0	27500
		Rehabilitate Stair Tread	0	117020	0	117020
		Electrically Operated Doors	0	87106	0	87106
		Handicapped Elevators	0	231000	0	231000
		Security Lighting-Phase II	0	81300	0	81300
		HVAC Renovation-Phase I	0	397200	0	397200
		HVAC Renovation-Phase II	0	749200	0	749200
		Accessibility Improvements/Western	0	58400	0	58400

Illinois Community College Board
Table V-13
BUDGETED REVENUE FOR COMMUNITY COLLEGE CONSTRUCTION
SINCE JANUARY 1990*

Dist. No.	District/College	Project	Federal	Local	State	Total
		Replace Exterior Doors	0	67200	0	67200
		HVAC Renovation-Phase III	0	594288	0	594288
		Roof Renovation-Phase I	0	60000	0	60000
		Renovate Field House Ceiling	0	30960	0	30960
		Repair Gym Floor	0	0	50922	50922
		HVAC Renovation-Phase IV	0	750000	0	750000
		Replace Hazardous Walks	0	46850	0	46850
		Air Conditioning Alterations	0	120000	0	120000
		Accessible Restrooms	0	186000	0	186000
		Fire Protection System Renovation	0	25200	0	25200
		Carpet Replacement	0	0	64084	64084
		Renovate Field House Walk	0	574	32324	32898
		Structural Concrete Repairs	0	47210	0	47210
		Ceiling Repair	0	0	25830	25830
		Install Accessible Restrooms	0	120000	0	120000
		Install Entry Vestibule	0	58860	0	58860
		Renovate Conference Center	0	0	786600	786600
		Repair HVAC System	0	368000	0	368000
		Acoustical Improvements	0	0	35853	35853
		Western Enrollment Center	0	0	1504000	1504000
		Carpet Replacement	0	0	30666	30666
		Paint Interior-Field House	0	0	30500	30500
		Class Acoustical Treatment	0	0	43481	43481
		Construct New Roadway	0	128048	0	128048
		Science Lab Safety Reconstruction	0	100000	0	100000
		Science Lab Code Corrections	0	100000	0	100000
		Roof Replacement	0	197100	0	197100
		Electrical Panel Replacement	0	26000	0	26000
		Water Main Replacement	0	420000	0	420000
		Security Lighting	0	60000	0	60000
		Storm Water Drainage Replacement	0	348000	0	348000
		Chem Lab Safety Alterations	0	200000	0	200000
		Replace Rooftop Units	0	159600	0	159600
						\$ 10600935
533	Southeastern	Construct Parking Lot	0	110000	0	\$ 110000
		Bldgs & Grounds Rehabilitation	0	1212	37688	38900
		Construction Deficiencies-Ventilating	0	0	750000	750000
		Replace Roof-Technical Building	0	67889	107111	175000
						\$ 1073900
534	Spoon River	Fire System Corrections	\$ 0	\$ 26000	\$ 0	\$ 26000
		Replace Roofs/Canton Campus	0	0	703600	703600
		Macomb Renovation-Phase III	0	324000	0	324000
		Roof Replacement-Centers	0	234146	0	234146
		Macomb Renovation	0	181000	0	181000
		Install Fire Protection System	0	120322	0	120322
		Vo Tech Lighting	0	0	41455	41455
		Remodel Macomb Center	0	0	507500	507500
		Replace Exhaust System	0	0	79192	79192
		Miscellaneous Safety Projects	0	82539	0	82539

Illinois Community College Board
Table V-13
BUDGETED REVENUE FOR COMMUNITY COLLEGE CONSTRUCTION
SINCE JANUARY 1990*

Dist. No.	District/College	Project	Federal	Local	State	Total
		ADA Repairs	0	29500	0	29500
		Paint Booth Renovation	0	0	56500	56500
		Drainage and Paving Repairs	0	43981	99019	143000
						\$ 2528754
601	State Community	Carpet Replacement	0	0	29905	\$ 29905
		Roofing/Skills Center	0	250000	0	250000
		Parking/Site Improvements	0	250000	0	250000
		Remodel Library	0	91400	0	91400
		Remodel Child Care Center	0	0	85000	85000
						\$ 706305
504	Triton	Parking Lot & Roadways	0	222338	0	\$ 222338
		Drainage & Pedestrian Safety	0	464965	0	464965
		Palmer Street Building	0	208333	1250000	1458333
		Roof Replacement	0	114325	0	114325
		Campus Drainage	0	495708	0	495708
		Accessibility/Bldgs. J & P	0	55000	0	55000
		Security Measures	0	91000	0	91000
		Repairs/Health Building	0	43197	0	43197
		Bookstore Addition	0	680000	0	680000
		Construction Defects	0	0	6800000	6800000
		Underground Storage Tank Survey	0	25500	0	25500
		Code Compliance/Hispanic Center	0	120761	0	120761
		Repair Fire Alarm System	0	372511	0	372511
		HVAC-4 Buildings	0	283140	0	283140
		Water Tower Repairs	0	140100	0	140100
		Walkway Replacement	0	227800	0	227800
		Chiller Replacement	0	0	75000	75000
		HVAC System-3 Buildings	0	1446745	0	1446745
		Roof Replacement	0	367660	0	367660
		Extend Security & Fire Alarm	0	60000	0	60000
		Handicapped Elevator	0	222338	0	222338
		Safety Measures	0	170000	0	170000
		Remove Underground Storage Tank	0	61607	0	61607
		Shower Room Accessibility	0	73500	0	73500
		Unit Heater Replacement	0	47500	0	47500
		Drainage Repairs	0	56300	0	56300
		Install Auto Door Operators	0	78360	0	78360
		Construction Defects	0	18389	1773206	1791595
		Utility Tunnel Repair	0	25700	0	25700
		Ventilation Corrections	0	359800	0	359800
		West Campus Cable Replacement	0	354500	0	354500
		Accessibility Improvements	0	88600	0	88600
		Campus Drainage/Phase III	0	464100	0	464100
		Exterior Painting-Three Buildings	0	0	56500	56500
		College Center Rehab/Phase III	0	0	130000	130000
		College Center Renovations	0	0	171781	171781
		Chiller Replacement	0	277000	0	277000

Illinois Community College Board
Table V-13
BUDGETED REVENUE FOR COMMUNITY COLLEGE CONSTRUCTION
SINCE JANUARY 1990*

Dist. No.	District/College	Project	Federal	Local	State	Total
		Hazardous Material Storage	0	65000	0	65000
		Roof Replacement/Stadium	0	87500	0	87500
						<u>\$ 18125764</u>
516	Waubonsee	Energy Management System	0	90000	0	\$ 90000
		Replace Rooftop Units	0	237705	0	237705
		Asbestos Removal	0	50000	0	50000
		Rekey Existing Locks	0	25200	0	25200
		Resurface Parking Lot & Sidewalk	0	0	80516	80516
		Resurface Parking Lot	0	2385	76955	79340
		Repair Roofs	0	100000	0	100000
		Asbestos Removal/Phase II	0	300000	0	300000
		Window Replacement	0	0	21997	21997
		Window Replacement-Phase II	0	0	71386	71386
		Exterior Doors & Windows	0	58800	0	58800
		Construct Classroom Building	0	6200000	0	6200000
		Parking Lot/Roadway Repair	0	0	49000	49000
		Reroof Collins Hall	0	224000	0	224000
		Roof Inspection/Roofing	0	116000	0	116000
		Plumbing System/Sprinkler	0	225000	0	225000
		Energy Usage Study-Chiller	0	25000	0	25000
		Construction/Lease Facilities	0	10400000	0	10400000
		Exterior Waterproofing-Dickson	0	50000	0	50000
		Reroof Dickson Center	0	230000	0	230000
		Exterior Lighting Upgrade	0	0	161440	161440
						<u>\$ 18795384</u>
539	Wood	Electrical Emergency Lighting	0	43600	0	\$ 43600
		Site Preparation	0	59424	0	59424
		Site Acquisition	0	118000	0	118000
		Bituminous Paving/Drainage	0	0	26300	26300
		Accessibility Compliance	0	26200	0	26200
		Electric Code Compliance	0	38600	0	38600
		HVAC/Electrical Repair	0	73380	0	73380
		Accessibility Compliance	0	26620	0	26620
		Accessibility Improvements	0	25000	0	25000
		Code Compliance	0	75000	0	75000
		Emergency Response System	0	69415	0	69415
		Site Acquisition	0	1275000	0	1275000
						<u>\$ 1856539</u>
TOTALS			<u>\$77762</u>	<u>\$391171875</u>	<u>\$89322013</u>	<u>\$480571650</u>

*This table contains only those projects completed since January 1, 1990. Projects completed prior to January 1, 1990, are listed in prior year's Data and Characteristics Book, Table V-12.

SOURCE OF DATA: ICCB Records

Illinois Community College Board

Table V-14

BUDGETED REVENUE FOR PERMANENT COMMUNITY COLLEGE FACILITIES
UNDER CONSTRUCTION OR PLANNED AS OF JULY 1996

Dist. No.	District/College	Project	Local Funding	State Funding	Total Projected Budget
522	Belleville	Classroom Expansion-Planning	\$582,300	\$1,746,900	\$2,329,200
		Aviation Maintenance Training Facility	265,750		265,750
	Danville	Infrastructure Rehab/Planning	1,161,500	3,484,500	4,646,000
		Site Utilities/New Building		3,500,000	3,500,000
502	DuPage	Student Resource Center - 3rd Fl.		2,180,400	2,180,400
		SRC Addition	16,830,000		16,830,000
		Auto Lab Building Expansion	740,000		740,000
509	Elgin	New Classroom Building	1,450,500	12,906,700	14,357,200
512	Harper	Instructional Bldg.-Planning		350,000	350,000
514	Illinois Central	Renovate & Expand Student Center	4,277,350		4,277,350
529	Illinois Eastern	Roof Replacements		840,000	840,000
525	Joliet	Business/Tech Center	2,450,291	6,992,509	9,442,800
532	Lake County	Multi-Use Instructional Bldg.		11,730,400	11,730,400
		Performing Arts Center	9,725,000		9,725,000
536	Lewis & Clark	Main Complex Renovation	1,000,000	3,000,000	4,000,000
		Allied Health Lab-Science Bldg.	5,611,000	6,000,000	11,611,000
		Gilman Hall & Music Bldg.	1,685,700	881,300	2,567,000
530	Logan	Classroom Planning	136,500	409,400	545,900
		Office/Classroom Addition	475,700		475,700
528	McHenry	Library/Classroom Addition	152,000	1,324,000	1,476,000
524	Moraine Valley	Classroom Facility/Planning		500,000	500,000
527	Morton	Bldg. B - Classroom Addition		272,000	272,000
		East Side Site Development	2,463,000		2,463,000
535	Oakton	Construct R. Harstein Campus	18,006,000		18,006,000
		Baseball Facility	600,000		600,000
		Library/ISS Renovations	2,750,540		2,750,540
515	Prairie State	LRC Addition/Remodeling	1,466,600	6,397,400	7,864,000
		Adult Training Outreach Center/Planning	114,000		114,000
521	Rend Lake	Aquatics/Rehab Center	600,000	1,800,000	2,400,000
		Computer Classroom Remodeling	33,600		33,600
537	Richland	Parking Lot Completion	107,000		107,000
511	Rock Valley	Theater Storage Facility	57,947		57,947
533	Southeastern	Humanities/Admin Bldg.	1,583,000	7,257,500	8,840,500
504	Triton	Construction Defects-LRC		3,800,000	3,800,000
516	Waubonsee	Site Acquisition	800,000		800,000
		Southeastern Extension Center	3,990,000		3,990,000
539	Wood	Science & Technology Building	354,500	1,795,500	2,150,000
			\$79,469,778	\$77,168,509	\$156,638,287

Illinois Community College Board
Table V-15
CAPITAL PROJECTS UNDER CONSTRUCTION
FUNDING AUTHORIZED BY PROTECTION, HEALTH, & SAFETY LEGISLATION

<u>District</u>	<u>ICCB Project #</u>	<u>Project Name</u>	<u>Approved Budget</u>
Belleville	522 B	559-0193 Exterior Lighting Code Corrections	\$80,000
	T	654-0794 Fire Protection Renovation	85,400
	T	655-0794 Mechanical Renovations	100,800
	T	656-0794 Electrical Renovations	286,440
	T	657-0794 HVAC Retrofit-Phase II	353,360
	T	658-0794 Energy Conservation/Electrical Retrofit	36,960
	T	714-0695 ADA Accessibility	117,600
	T	715-0695 Energy Conservation/Belleville	61,150
	T	716-0695 Electrical Code Compliance	34,150
	T	717-0695 Mechanical Renovations/Granite City	145,600
	T	718-0695 Plumbing Renovations/Belleville	134,400
	T	720-0695 Energy Conservation/Granite City	330,950
	T	721-0695 Energy Conservation - PSOP	25,750
	T	793-0496 Plumbing Renovations/Granite City	100,800
	T	794-0496 ADA Accessibility/Granite City	67,200
	T	795-0496 Fire Protection Renovations	56,000
	T	796-0496 Electrical Renovations/Belleville	224,000
	T	797-0496 Mechanical Renovations/Belleville	369,600
	T	798-0496 Energy Conservation/Belleville	89,600
Black Hawk-Quad	503 T	652-0794 ADA Alterations	330,300
	T	733-0795 Stairway Replacement	52,100
	T	734-0795 Moisture Protection	189,170
	T	735-0795 Structural Repairs	100,300
	T	736-0795 Cooling Tower Replacement	164,880
	T	737-0795 Energy Conservation Measures	318,850
	T	738-0795 Drainage Repairs	25,000
	T	739-0795 Underground Storage Tank Replacement	29,500
	T	800-0596 ADA Door Openers	98,700
Danville	507 B	398-0591 Mary Miller Code Corrections	222,600
	B	399-0591 Orn. Horticulture Code Corrections	200,600
	B	400-0591 Physical Plant Code Corrections	480,300
	B	401-0591 Conf. Center Code Corrections	273,700
	B	403-0591 Electrical Power Distribution	732,300
	B	404-0591 Domestic Water System Repair	435,000
	B	405-0591 Sanitary Sewer Replacement	206,500
	B	406-0591 Natural Gas Pipe Replacement	36,500
Harper	512 B	571-0593 Bldg. F - Life Safety	1,500,000
	T	592-1193 Building F Code Corrections	1,405,496
	T	672-0994 ADA/Accessibility	159,000
	T	673-0994 Roof Replacement-NE Center	444,000
	T	752-0995 Filter System Repair	143,298
	T	753-0995 Refrigerant Conversion	242,681
	T	754-0995 Accessibility Improvements	108,859
	T	755-0995 Life Safety Alterations	380,148
	T	756-0995 Fire System Corrections	176,371
	T	802-0896 Restroom Modifications-Building A	459,044
	T	803-0896 Electrical Switch Installation	210,000
	T	804-0896 Asbestos Abatement Work	72,338
	T	805-0896 Gas Main Replacement	96,672
	T	806-0896 Chair Lift Replacement-Building M	85,893

Illinois Community College Board
Table V-15
CAPITAL PROJECTS UNDER CONSTRUCTION
FUNDING AUTHORIZED BY PROTECTION, HEALTH, & SAFETY LEGISLATION

<u>District</u>	<u>ICCB Project #</u>	<u>Project Name</u>	<u>Approved Budget</u>
Highland	T 807-0896	Masonry Repairs-Building M	136,037
	T 808-0896	Automatic Door Openers	80,605
	T 809-0896	Emergency Telephone	33,000
	519 B 638-0694	Energy Conservation Program	645,400
	T 710-0495	Energy Mgmt System Replacement	158,172
	T 712-0495	ADA Compliance	283,770
Illinois Central	T 787-0396	Ventilation System Repairs	123,700
	514 T 514-1092	Upgrade Underground Storage Tank	243,410
	T 619-1293	EMS Upgrade	410,000
	T 679-0994	Drainage Control	1,300,000
	T 680-0994	Elevator Repairs	99,200
	T 681-0994	ADA Signage Upgrade	121,800
	T 682-1194	Exterior Lighting Upgrade	120,000
	T 684-1194	Metal Panel Curtain Wall	90,000
	T 775-1295	Floor/Bleacher Repairs	265,700
	T 776-1295	ADA Accessibility	66,900
	T 777-1295	Roof Replacement/Library	215,000
	T 778-1295	Roof Replacement/Academic Building	255,000
	529 B 483-0692	HVAC Replacement-3 campuses	332,750
	B 484-0692	Underground Storage Tank Removal	150,000
Illinois Eastern	B 485-0692	Modify Exhaust Hoods	122,000
	B 486-0692	Energy Efficient Lighting	81,040
	B 770-1195	Sanitary Sewer	45,496
Illinois Valley	513 T 518-1092	Southwest Slope Stabilization	100,000
	T 659-0794	Asbestos/Maintenance Bldg.	32,040
	T 661-0794	Asbestos Removal-Bookstore	200,400
	T 762-1195	Fluorescent Lighting Modifications	119,400
	T 781-1295	Cooling System Retrofit	923,500
	T 792-0596	Boiler Repairs	27,427
Joliet	525 T 675-1094	Exterior Moisture Repairs	521,000
	T 704-0195	Emergency Warning System Upgrade	27,000
	T 799-0596	Roof Replacement	363,075
Kaskaskia	501 T 703-1294	Renovation Harry Crisp Ctr.	620,000
Kishwaukee	523 T 751-0895	Physical Ed Facility Code Compliance	148,879
Lake County	532 T 724-0695	HVAC Equipment Replacement	74,800
	T 722-0695	Replace Fuel Storage Tanks	27,540
	T 723-0695	Remodel Chemistry Lab	59,400
	T 725-0695	ADA Renovations	273,500
	T 726-0695	LRC Roof Replacement	450,566
	T 727-0695	Energy Efficient Lighting	25,500
	T 729-0695	Hazardous Pavement/Drainage	264,455
Lake Land	517 T 697-1294	ADA Modifications-Locks-Walks	150,000
	T 698-1294	Reroof Covered Walkways	180,000
	T 783-1295	Campus ADA Signage	84,000
	T 784-1295	Replace Deteriorated Sidewalks	30,000
	T 785-1295	ADA/Restroom Modifications	359,000
	T 786-1295	Roofing-Northwest Class Building	260,000
Lewis & Clark	536 B 591-1093	Main Complex Renov. Phase II	1,000,000
Lincoln Land	526 B 782-1295	ADA-Elevator Upgrade	31,100
Moraine Valley	524 T 232-1188	Emergency Power Work	220,000

Illinois Community College Board
Table V-15
CAPITAL PROJECTS UNDER CONSTRUCTION
FUNDING AUTHORIZED BY PROTECTION, HEALTH, & SAFETY LEGISLATION

<u>District</u>	<u>ICCB Project #</u>	<u>Project Name</u>	<u>Approved Budget</u>
	T 233-1188	Reglazing Work	535,000
	T 644-0794	ADA Restrooms	301,000
	T 645-0794	ADA Elevator	38,500
	T 646-0794	Install Security Camera System	357,000
	T 647-0794	ADA Women's Locker Room	119,000
	T 648-0794	Energy Conservation Window	833,000
	T 790-0496	CCT Roof Replacement	958,000
	T 791-0496	Computer Center Ventilation	150,000
Morton	527 T 497-0892	Roofing/Waterproofing Repairs	1,155,824
Oakton	535 T 567-0393	ADA Compliance	306,050
	T 637-0694	Fire Alarm System Upgrade	211,600
Parkland	505 T 730-0695	HVAC Replacement Phase II	905,000
	T 731-0695	Drainage/Hazardous Entry Phase II	200,000
Prairie State	515 BT 576-0693	Mechanical Systems Replacement	4,948,237
Rend Lake	521 B 560-0193	Emergency Lighting and Generation	76,684
	B 561-0193	Fire Alarm Repairs	65,450
	B 625-0394	Plumbing System Renovations	450,000
	T 686-1194	Boiler Room Controls	37,755
	B 740-0795	Sewer Connection	96,690
	T 771-1195	Hazardous Sidewalk Replacement	59,312
	T 772-1495	Roof Replacements	79,129
	T 773-1195	ADA Renovations	90,660
	T 774-1195	LRC Elevator Renovation	31,765
	T 801-0796	Soil Remediation	44,190
Rock Valley	511 T 639-0694	Roof Modifications	64,900
	T 640-0694	ADA Modifications	64,900
	T 641-0694	Emergency Phone System	56,640
	T 643-0694	Hazardous Bleacher Repair	531,000
	T 741-0795	Safety Lighting - Lots 7 and 8	135,700
	T 742-0795	Roof Replacement - 4 Buildings	328,040
	T 743-0795	Stone Bridge Repairs	55,100
	T 744-0795	Bleacher Repairs	224,200
	T 746-0795	Moisture Protection/Windows	389,400
	T 747-0795	ADA Renovations-Restrooms	118,000
	T 748-0795	Fire Alarm Update	265,500
	T 748-0795	Asbestos Abatement	194,920
	T 749-0795	Roof Replacement	466,100
	T 750-0795	Moisture Protection/Doors	138,060
Sandburg	518 T 689-1194	Underground Storage Tank	72,874
	T 768-1195	Energy Conservation Improvements	108,170
	T 769-1195	Parking Lot Paving	243,061
Sauk Valley	T 456-1191	Accessibility Improvements	226,926
	B 488-0692	Underground Storage Tank Removal	72,874
	T 708-0395	ADA Hardware Replacement	98,300
	T 788-0396	Replace Fire Alarm System	375,417
	T 789-0396	Replace Fire Exit Signage	31,185
South Suburban	510 T 353-1190	Install Accessible Hardware	138,000
	T 628-0394	Security System Upgrade	87,393
	T 666-0994	Classroom Lighting Sensors	83,850
	T 667-0994	Repair Fan Room Walls	60,000

Illinois Community College Board
Table V-15
CAPITAL PROJECTS UNDER CONSTRUCTION
FUNDING AUTHORIZED BY PROTECTION, HEALTH, & SAFETY LEGISLATION

<u>District</u>	<u>ICCB Project #</u>	<u>Project Name</u>	<u>Approved Budget</u>
	T 669-0994	Drainage Improvements-Phase II	112,571
	T 759-1195	Roofing Projects/College Center	192,000
	T 760-1195	Security System Enhancements	48,000
Spoon River	534 B 568-0393	Underground Storage Tank Removal	65,000
	T 780-1295	Moisture Protection/Windows/Stairs	225,000
Triton	504 T 535-1292	Hazardous Walk Replacement	69,700
	T 612-1293	Security Site Lighting	243,800
	T 615-1293	Boiler #1 Refurbishing	58,500
	T 616-1293	Asphalt Sidewalk Replacement	49,000
	T 671-0994	Replace Technical Building Chiller	370,000
	T 706-0195	Technology Building Roof Replacement	215,000
	T 763-1295	Electrical Renovations-J, T, B, H	330,870
	T 764-1295	Drainage Improvements Lots A & B	128,950
	T 765-1295	Plumbing Replacement - Bldgs. T, C, & J	330,600
	T 766-1295	Roof Replacement Collins Center	604,800
	T 767-1295	Roof Replacement Cernan Center	107,520
Waubonsee	516 T 356-1190	Repair Water Treatment	100,000
	T 451-1191	Repair Water Treatment-Fac. II	275,000
	T 589-0893	Domestic Water System Improvements	110,000
	T 677-1094	Sprinkler/Plumbing Improvement	300,000
	T 701-1294	Campus Entry Roadway	150,000
	T 761-1195	New Campus Entrance - Phase II	450,000
Wood	539 T 533-1292	ADA-Accessibility Improvement	30,585
	T 608-1193	Mechanical Repair Work	69,150
	T 609-1193	ADA Alterations	30,850
	T 692-1194	ADA Signage and Access	25,000
	T 693-1194	Erosion Control & Drainage	45,420
	T 694-1194	Fire Prevention Measures	29,580
	T 757-1095	HVAC Upgrades/Air Distribution	75,000
	T 758-1095	ADA Accessibility Compliance	25,000
			<hr/>
			\$45,576,668

SOURCE OF DATA: ICCB Records

Illinois Community College Board

Table V-16

REPAIR AND RENOVATION PROJECTS APPROVED FOR FISCAL YEAR 1993

Dist. No.	District	Grant Allocation	Project	Estimated Budget
522	Belleville	\$ 70,000		\$
503	Black Hawk	52,800		
508	Chicago	542,100		
507	Danville	64,500	College Center Repairs	66,500
502	DuPage	179,800	Ceiling Replacement	263,395
509	Elgin	59,800		
512	Harper	112,100	Repair Parking Lots 1 and 12	112,000
519	Highland	43,200		
514	Illinois Central	103,800	Parking Lot F Renovation	103,800
529	Illinois Eastern	74,300		
	Wabash Valley		Gym Floor Replacement	88,962
513	Illinois Valley	47,300	Sidewalk Replacement	47,300
525	Joliet	75,400		
520	Kankakee	38,100	Roadway Lighting	58,965
501	Kaskaskia	38,900	Roofing Replacement	170,228
523	Kishwaukee	35,900		
532	Lake County	79,300	Improve Access/Parking Lots	257,900
517	Lake Land	36,600	Resurface Parking Lot	92,000
536	Lewis & Clark	57,100		
526	Lincoln Land	47,700		
530	Logan	37,000		
528	McHenry	26,600		
524	Moraine Valley	113,100	Walk Replacement	321,000
527	Morton	35,600	Seating Restoration	35,600
535	Oakton	53,000		
505	Parkland	73,100	Parking & Paving Renovations	166,070
515	Prairie State	47,500		
521	Rend Lake	36,700	Renovate Lecture Rooms	94,810
537	Richland	25,100		
511	Rock Valley	71,600		
518	Sandburg	27,600	Gym Floor Replacement	27,600
506	Sauk Valley	61,700		
531	Shawnee	16,300	Roadway Resurfacing	21,630
510	South Suburban	78,100		
533	Southeastern	26,500		
601	State Community	29,500		
534	Spoon River	19,400	Paint Booth Renovation	56,500
504	Triton	126,800	Exterior Painting-Three Bldgs.	35,000
			Parking Lot Rehab	95,500
			Parking Lot Resurfacing	161,690
			Resurface Parking Lot	126,800
			College Center Rehab/Phase III	130,000
516	Waubensee	53,300		
539	Wood	14,700		
		\$2,731,900		\$2,533,250

NOTE: Projects may include prior year's capital renewal grant allocations

SOURCE OF DATA: ICCB Records

Illinois Community College Board
Table V-17
CAPITAL RENEWAL PROJECTS APPROVED FOR FISCAL YEAR 1994

Dist. No.	District	Grant Allocation	Project	Estimated Budget
522	Belleville	\$ 92,560		\$
503	Black Hawk	86,920		
508	Chicago	784,720		
507	Danville	82,010	Tech Center/Parking Lots	70,000
502	DuPage	224,080	Roadway Repairs	224,080
509	Elgin	76,010	Repair of Parking Lots	241,675
512	Harper	142,560	Parking Lot 1 Expansion	142,560
519	Highland	64,800		
514	Illinois Central	123,430	Parking Lot Restoration	123,400
529	Illinois Eastern	98,550		
513	Illinois Valley	60,200		
525	Joliet	94,750	Parking Lot Restoration	210,000
520	Kankakee	51,120	West Campus Renovation	210,000
501	Kaskaskia	44,400		
523	Kishwaukee	45,710	Parking Lot Resurfacing	179,835
532	Lake County	107,820	Parking Lot Restoration	127,900
517	Lake Land	46,570	Campus Roadway Renovation	63,070
536	Lewis & Clark	85,420	ADA/Energy Conservation	142,520
526	Lincoln Land	60,650	HVAC Coil Repairs	30,000
			HVAC Repairs-Logan Hall	65,000
			Menard Hall Modernization	154,883
530	Logan	61,660		
528	McHenry	51,100		
524	Moraine Valley	120,420		
527	Morton	45,310	Main Entrance/Drive Rehab.	59,516
535	Oakton	68,500	Pavement Renovations	215,500
505	Parkland	92,970		
515	Prairie State	60,440		
521	Rend Lake	47,140		
537	Richland	39,410		
511	Rock Valley	91,000		
518	Sandburg	35,150	Parking Lot Renovations	35,150
506	Sauk Valley	78,450		
531	Shawnee	21,280	Campus Drive Improvements	23,789
510	South Suburban	102,820	Acoustical Treatment-Phase II	78,100
			Additional Acoustical Treatment	102,820
533	Southeastern	33,730		
601	State Community	37,590		
534	Spoon River	24,730	Pavement Renovation	72,000
504	Triton	161,690		
516	Waubensee	80,720	Exterior Lighting Upgrade	161,440
539	Wood	18,810		
		\$3,645,200		\$2,733,238

NOTE: Projects may include prior year's capital renewal grant allocations
SOURCE OF DATA: ICCB Records

Illinois Community College Board
Table V-18
CAPITAL RENEWAL PROJECTS APPROVED FOR FISCAL YEAR 1995

<u>Dist. No.</u>	<u>District</u>	<u>Grant Allocation</u>	<u>Project</u>	<u>Estimated Budget</u>
522	Belleville	\$ 92,560		\$
503	Black Hawk	86,920		
508	Chicago	784,720	Replacement Pool Filtration-Wright	150,000
			Repair Masonry Walls-Wright	1,450,000
507	Danville	82,010	Roof/Tech Center	82,010
502	DuPage	224,080	Lighting/Ceiling Renovations	424,922
509	Elgin	76,010	Roof Repairs/Paving	127,818
512	Harper	142,560	Parking Lot Restoration	142,000
519	Highland	64,800	Resurface Parking Lot A West	129,600
514	Illinois Central	123,430	Sidewalk Replacement	123,430
529	Illinois Eastern	98,550	Parking Lot Repairs	171,400
513	Illinois Valley	60,200	Exhaust Fans/Art Room	19,420
			Sidewalk Replacement Ph II	60,200
525	Joliet	94,750		
520	Kankakee	51,120		
501	Kaskaskia	44,400	Boiler Repairs	88,800
523	Kishwaukee	45,710		
532	Lake County	107,820		
517	Lake Land	46,570	Renovate Board Room	27,224
536	Lewis & Clark	85,420	Repairs/Hatheway Hall	85,420
526	Lincoln Land	60,650	Classroom Enhancements-Menard	159,010
530	Logan	61,660	Roof Replacement	159,600
528	McHenry	51,100	Replace Fascia and Boiler	173,850
524	Moraine Valley	120,420	Skylight Replacement	113,100
527	Morton	45,310	Hot Water/HVAC Renovation	45,000
535	Oakton	68,500		
505	Parkland	92,970	Renovate Vet Tech Facility	97,941
515	Prairie State	60,440		
521	Rend Lake	47,140		
537	Richland	39,410	Exterior Canopies Air Infiltration	171,100
511	Rock Valley	91,000		
518	Sandburg	35,150	Road/Dock Resurfacing	35,150
506	Sauk Valley	78,450		
531	Shawnee	21,280	Campus Parking/Drive Improvements	23,789
510	South Suburban	102,820	Acoustical Treatments	102,820
533	Southeastern	33,730		
601	State Community	37,590	Music Lab Renovations	45,900
			General College Repairs	24,401
534	Spoon River	24,730		
504	Triton	161,690	Roadway Resurfacing	161,690
516	Waubensee	80,720	Exterior Lighting	80,720
539	Wood	18,810		
		<u>\$3,645,200</u>		<u>\$4,476,315</u>

NOTE: Projects may include prior year's capital renewal grant allocations
SOURCE OF DATA: ICCB Records