

DOCUMENT RESUME

ED 390 494

JC 960 077

TITLE Data and Characteristics of the Illinois Public Community College System.

INSTITUTION Illinois Community Coll. Board, Springfield.

PUB DATE Jun 95

NOTE 161p.; For the 1992 report, see ED 345 820. Some tables contain small type which may not reproduce well.

PUB TYPE Statistical Data (110) -- Reports - Descriptive (141)

EDRS PRICE MF01/PC07 Plus Postage.

DESCRIPTORS Administrators; *College Faculty; College Programs; Community Colleges; Construction Programs; Educational Facilities; *Educational Finance; *Enrollment; Financial Support; Full Time Equivalency; *Institutional Characteristics; School Personnel; State Surveys; *Student Characteristics; Tables (Data); Two Year Colleges; *Two Year College Students

IDENTIFIERS *Illinois Community College System

ABSTRACT

Data on the Illinois public community colleges, covering fiscal year (FY) 1994 and part of FY 1995, are presented in this report on the system's students, faculty, staff, instructional programs, operating finances, and capital construction. After introductory materials provide a profile of the colleges, a map of college districts, and a list of institutions, section I presents tables showing student characteristics, including headcount data for fall 1994 by sex and full-/part-time status, instructional program area, age, ethnic origin, academic classification, type of residency, and enrollment status. This section also offers information on proportions of district populations served, community education enrollments, and headcount and full-time equivalent data for fall 1985 through fall 1994. Section II contains data on faculty and staff, including information on the sex and full-/part-time status of instructional faculty, administrative staff, non-teaching professional staff, and classified staff for fall 1994. Average base salaries are also detailed. Section III presents program enrollment and completion data for 1994, including unduplicated enrollments by academic program, transfer and general studies degrees awarded, adult basic and adult secondary certificates awarded, and annual duplicated completers by program by college. Section IV contains financial data on apportionments, grants to colleges, instructional unit costs, tax levies, operating revenues and expenditures, and energy usage and costs. Finally, section V provides data on facilities and college construction. (MAB)

* Reproductions supplied by EDRS are the best that can be made *

* from the original document. *

Data and Characteristics

of the Illinois Public Community College System

"PERMISSION TO REPRODUCE THIS
MATERIAL HAS BEEN GRANTED BY

V. McMillan

TO THE EDUCATIONAL RESOURCES
INFORMATION CENTER (ERIC)."



U.S. DEPARTMENT OF EDUCATION
EDUCATIONAL RESOURCES INFORMATION
CENTER (ERIC)

☒ This document has been reproduced as
received from the person or organization
originating it.

☐ Minor changes have been made to
improve reproduction quality.

• Points of view or opinions stated in this
document do not necessarily represent
official OERI position or policy.

**Illinois Community College Board
509 South Sixth Street, Suite 400
Springfield, Illinois 62701-1874
Telephone: (217) 785-0123
June 1995**

Printed by Authority of the State of Illinois

DATA AND CHARACTERISTICS OF THE
ILLINOIS PUBLIC COMMUNITY COLLEGE SYSTEM

JUNE 1995

TABLE OF CONTENTS

| | <u>Page</u> |
|---|-------------|
| Introduction | viii |
| A Summary Profile of the Illinois Public Community Colleges | ix |
| Map of the Illinois Public Community College Districts | x |
| Section I - Fall Student Characteristics | 1 |
| Table I-1 - Summary of Opening Fall 1994 Student Headcount Enrollment by Sex and Type of Attendance | 2 |
| Table I-2 - Summary of Opening Fall 1994 Student Headcount Enrollment by Instructional Program Area | 4 |
| Table I-3 - Summary of Opening Fall 1994 Student Headcount Enrollment by Age | 5 |
| Table I-4 - Summary of Opening Fall 1994 Student Headcount Enrollment by Ethnic Origin | 6 |
| Table I-5 - Summary of Opening Fall 1994 Student Headcount Enrollment by Academic Classification | 7 |
| Table I-6 - Summary of Opening Fall 1994 Student Headcount Enrollment by Type of Residency | 8 |
| Table I-7 - Summary of Opening Fall 1994 Student Headcount Enrollment by Enrollment Status | 9 |
| Table I-8 - Proportions of District Populations Served by Illinois Public Community Colleges in Instructional Credit Curricula by Headcount and FTE | 10 |
| Table I-9 - Summary of Fall 1994 Student Headcount Enrollment by Instructional Program Area and Student Level | 11 |
| Table I-10 - Summary of Opening Fall Term Student Headcount Enrollment - Fall 1985 Through Fall 1994 | 15 |

TABLE OF CONTENTS
(Continued)

| | <u>Page</u> |
|---|-------------|
| Table I-11 - Summary of Opening Fall Term Student FTE Enrollment Fall 1985 Through Fall 1994 | 16 |
| Section II - Faculty and Staff Data | 17 |
| Table II-1 - Summary of Instructional Teaching Faculty (9 and 12 mos.) Employed in Illinois Public Community Colleges by Sex and Employment Status During Fall 1994 | 19 |
| Table II-2 - Summary of Administrative Staff Employed in Illinois Public Community Colleges by Sex and Employment Status During Fall 1994 | 20 |
| Table II-3 - Summary of Other Nonteaching Professional Staff (9 and 12 month) Employed in Illinois Public Community Colleges by Sex and Employment Status During Fall 1994 | 21 |
| Table II-4 - Summary of Civil Service or Classified Staff Employed in Illinois Public Community Colleges by Sex and Employment Status During Fall 1994 | 22 |
| Table II-5 - Fiscal Year 1995 Average Contractual Base Salaries Paid for Full-Time Teaching Faculty (9 Mos.), Administrative Staff (12 Mos.), and Nonteaching Professional Staff (12 Mos.) in Illinois Public Community Colleges | 23 |
| Section III - Annual Enrollment and Completion Data | 24 |
| Table III-1 - Summary of Annual Unduplicated Headcount Enrollment by Sex for Fiscal Year 1994 | 25 |
| Table III-2 - Summary of Annual Unduplicated Headcount Enrollment by Program Classification for Fiscal Year 1994 | 26 |
| Table III-3 - Annual Unduplicated Enrollment by Academic Program by College for Fiscal Year 1994 | 27 |
| Table III-4 - Summary of Annual Unduplicated Headcount Enrollment by Age for Fiscal Year 1994 | 50 |

TABLE OF CONTENTS
(Continued)

| | <u>Page</u> |
|---|-------------|
| Table III-5 - Summary of Annual Unduplicated Headcount Enrollment by Ethnic Origin for Fiscal Year 1994 | 51 |
| Table III-6 - Highest Degree Previously Earned for Fiscal Year 1994 Illinois Public Community College Students | 52 |
| Table III-7 - Summary of Transfer and General Studies Degrees and Certificates Awarded in Fiscal Year 1994 | 53 |
| Table III-8 - Summary of Occupational Degrees and Certificates Awarded in Fiscal Year 1994 | 54 |
| Table III-9 - Summary of Adult Basic and Adult Secondary Certificates Awarded in Fiscal Year 1994 | 55 |
| Table III-10 - Annual Duplicated Completers by Academic Program by College for Fiscal Year 1994 | 56 |
| Section IV - Financial Data | 76 |
| Table IV-1 - Annual FTE Students - Fiscal Year 1984 Through Fiscal Year 1994 | 77 |
| Table IV-2 - Total ICCB Grants Paid to Community College Districts - Fiscal Year 1988 Through Fiscal Year 1995 | 78 |
| Table IV-3 - Net Instructional Unit Cost in Illinois Public Community Colleges Since Fiscal Year 1988 | 79 |
| Table IV-4 - Fiscal Year 1994 Total Reimbursable Credit Hours | 80 |
| Table IV-5 - Summary of Fiscal Year 1994 ICCB Grants to Illinois Public Community Colleges | 81 |
| Table IV-6 - Summary of Fiscal Year 1995 ICCB Grants to Illinois Public Community Colleges | 82 |
| Table IV-7 - Per Capita Costs, Chargeback Rates, and Student Tuition and Fee Rates at Illinois Public Community College Districts | 83 |

TABLE OF CONTENTS

(Continued)

| | <u>Page</u> |
|---|-------------|
| Table IV-8 - 1993 Operating Tax Extensions for Real Estate and Other Property Tax and 1994 Corporate Personal Property Replacement Tax Revenues | 84 |
| Table IV-9 - 1993 Tax Levy Rates (Per \$100 of EAV) | 85 |
| Table IV-10 - Fiscal Year 1994 Net Instructional Cost by Funded Instructional Categories in Illinois Public Community Colleges | 86 |
| Table IV-11 - Fiscal Year 1994 Audited Operating Revenues by Source | 88 |
| Table IV-12 - Fiscal Year 1994 Audited Operating Expenditures by Function | 89 |
| Table IV-13 - Fiscal Year 1994 Audited Operating Expenditures by Object | 90 |
| Table IV-14 - Fiscal Year 1994 Total Current Fund Revenues by Source | 91 |
| Table IV-15 - Fiscal Year 1994 Total Current Fund Expenditures by Function | 92 |
| Table IV-16 - Total Energy Usage and Costs - Fiscal Year 1994 | 93 |
| Section V - Facilities Data | 94 |
| Table V-1 - Summary of Acres by Use for Illinois Public Community Colleges as of August 1, 1994 | 95 |
| Table V-2 - Summary of Total Square Footage Available on Illinois Public Community College Campuses as of August 1, 1994 | 96 |
| Table V-3 - Square Footage of On-Campus Facilities Under Construction or Approved for Construction as of August 1, 1994 | 97 |
| Table V-4 - Total Net Assignable Square Footage by Room Use Classification | 98 |

TABLE OF CONTENTS
(Continued)

| | <u>Page</u> |
|---|-------------|
| Table V-5 - Net Assignable Square Footage in Completed Permanent State-Funded Facilities by Higher Education Facility Inventory Room Use Classification as of August 1, 1994 | 99 |
| Table V-6 - Net Assignable Square Footage in Completed Permanent Locally Funded Facilities by Higher Education Facility Inventory Room Use Classification as of August 1, 1994 | 100 |
| Table V-7 - Net Assignable Square Footage in Temporary Facilities by Higher Education Facility Inventory Room Use Classification as of August 1, 1994 | 101 |
| Table V-8 - Net Assignable Square Footage in State-Funded Facilities Under Construction or Approved for Construction by Higher Education Facility Inventory Room Use Classification as of August 1, 1994 | 102 |
| Table V-9 - Net Assignable Square Footage in Locally Funded Permanent Facilities Under Construction or Approved for Construction as of August 1, 1994 | 103 |
| Table V-10 - Total Net Assignable Square Feet of Permanent Facilities by Room Use Classification Per 10th Day On-Campus FTE Student as of August 1, 1994 (Completed, Under Construction, Approved, or Appropriated) | 104 |
| Table V-11 - Gross Square Footage of Space Eligibility for Fiscal Year 1996 State-Supported Construction | 105 |
| Table V-12 - Total Protection, Health, and Safety Projects Approved | 106 |
| Table V-13 - Budgeted Revenue for Community College Construction Since January 1990 | 107 |
| Table V-14 - Budgeted Revenue for Permanent Community College Facilities Under Construction or Planned as of February 1995 | 119 |
| Table V-15 - Capital Projects Under Construction - Funding Authorized by Protection, Health, and Safety Legislation | 120 |

TABLE OF CONTENTS
(Continued)

| | <u>Page</u> |
|--|-------------|
| Table V-16 - Repair and Renovation Projects Approved for Fiscal Year 1991 | 124 |
| Table V-17 - Capital Renewal Grants Approved for Fiscal Year 1993 | 126 |
| Table V-18 - Capital Renewal Grants Approved for Fiscal Year 1994 | 127 |
| Table V-19 - Capital Renewal Grants Approved for Fiscal Year 1995 | 128 |

LIST OF FIGURES

| | <u>Page</u> |
|---|-------------|
| Figure 1 - Opening Fall 1994 Headcount Enrollment by Instructional Program Area | 3 |
| Figure 2 - Fall 1994 State Headcount Distribution of Employees by Employee Group | 18 |
| Figure 3 - FY 1994 Audited Sources of Revenue | 87 |

INTRODUCTION

This is the fifteenth publication of a comprehensive data book by the Illinois Community College Board (ICCB). This document contains data and characteristics of the Illinois public community college system and is designed to serve as a basic reference. No analysis of the data is intended in this document. The data are obtained from various surveys and studies conducted by ICCB staff and from the colleges' annual MIS submissions.

This year the major data tables from the data book will again be available to colleges in computer-readable form using Quattro Pro for DOS spreadsheet format. To receive the data book in computer-readable form: (1) send a blank, formatted 5 1/4 or 3 1/2 inch disk that can be read by an IBM compatible microcomputer; (2) specify whether the disk is high density or regular density; (3) enclose a self-addressed envelope with return postage; and (4) forward your request to the Production Controller, Information Technology Department, Illinois Community College Board, 509 South Sixth Street, Suite 400, Springfield, Illinois 62701-1874.

This document contains annual data for fiscal year 1994 and fall term data for 1994 (fiscal year 1995). Enrollment data and faculty and staff data are collected during the fall term each year; thus, these data are fall term 1994 (fiscal year 1995). Budgeted operating finance and facilities data are for the current year, fiscal year 1995. Audited financial data, unit cost data, annual enrollments, and graduate data are for the past fiscal year, fiscal year 1994.

This publication provides information about (1) students, (2) faculty and staff, (3) annual enrollment and completion, (4) operating finance, and (5) capital construction. Each of these areas constitutes a section of this document. Several tables summarize data from more detailed reports that have been published separately. The objective of this document is to provide useful summaries of data for community college districts in one reference document. Please note that data typically provided in Section II on class size (Tables II-6 and II-7) are not available this year. If you have requests for other data or suggestions for additions or deletions, please contact the ICCB office.

Special acknowledgment is extended to the personnel of the colleges for their cooperation in completing surveys and providing the ICCB with computer-readable data on a timely basis.

Table 1 on the next page is a summary profile of selected statistics for the 40 Illinois public community college districts. The map on page x shows the geographic location of each college district.

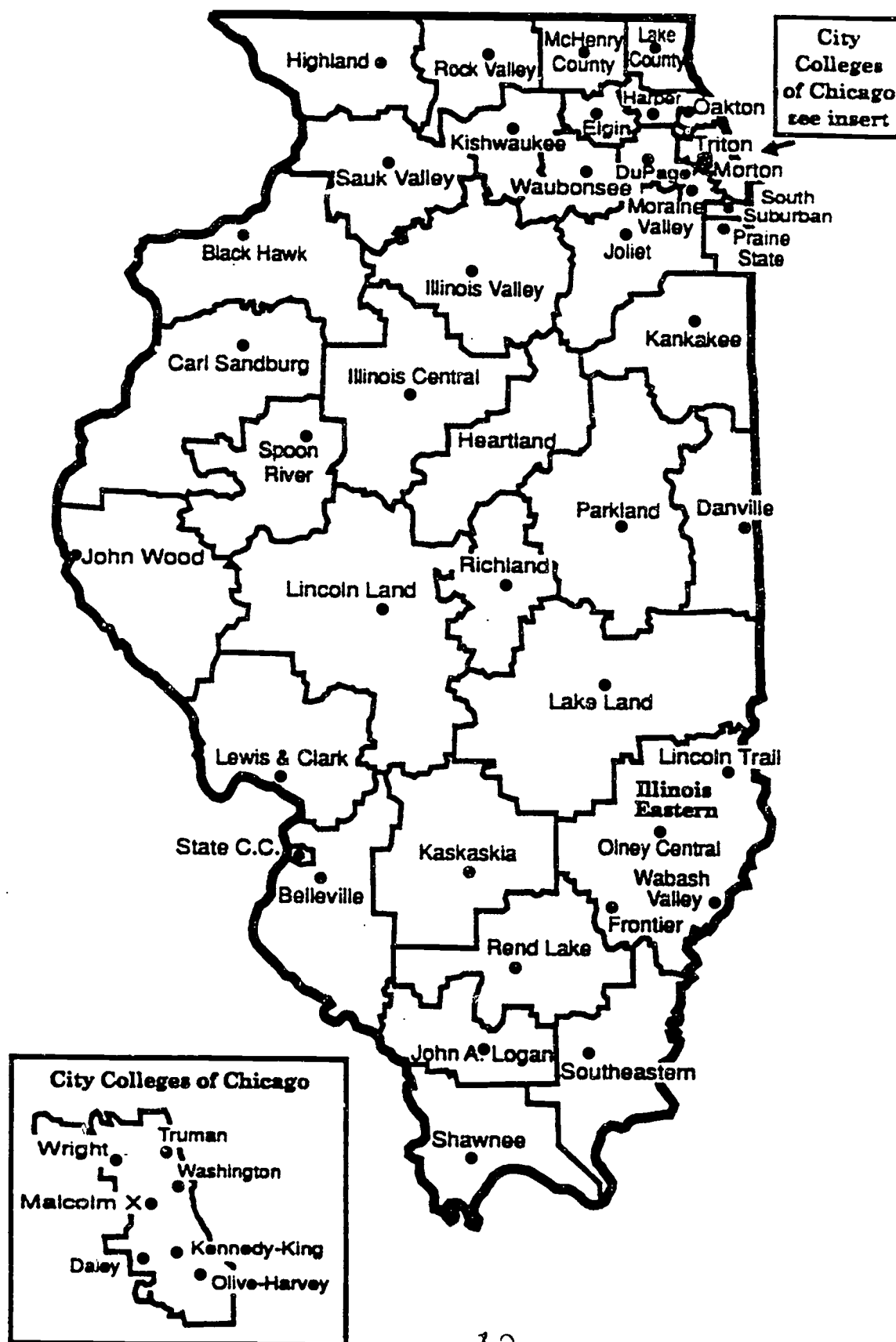
Illinois Community College Board

Table 1

A SUMMARY PROFILE OF THE ILLINOIS PUBLIC COMMUNITY COLLEGES

| Dist. No. | District | District Location | District Size | | 1993 Tax Base EAV (Thousands) | 1993 Tax Rates Extended | | | Student Enrollment Fall 1994 Headcount | Annual FY 94 FTE | FY 94 Annual Tuition & Fee Charges |
|-----------|-------------------|-------------------|---------------|------------------|-------------------------------|-------------------------|----------------------|---------------------|--|------------------------|--|
| | | | # of Coll. | 1994 Population* | | Educ. & O&M Rate | Bond & Interest Rate | All Other Tax Rates | | | |
| 522 | BELLEVILLE | Belleville | 1 | 357,021 | 2,054 | 16.00 | 0.00 | 6.57 | 14,314 | 7,393 | 1,140 |
| 503 | BLACK HAWK | Moline | 1 | 226,870 | 2,240 | 18.34 | 0.00 | 19.24 | 6,943 | 5,194 | 1,560 |
| 508 | CHICAGO | Chicago | 7 | 2,999,380 | 230 | 24.37 | 0.00 | 13.57 | 71,598 | 52,403 | 1,235 |
| 507 | DANVILLE | Danville | 1 | 95,557 | 1,288 | 36.50 | 19.57 | 6.31 | 2,857 | 1,937 | 1,080 |
| 502 | DUPAGE | Glen Ellyn | 1 | 834,946 | 350 | 19.88 | 0.00 | 0.53 | 30,237 | 14,024 | 1,125 |
| 509 | ELGIN | Elgin | 1 | 235,199 | 343 | 29.54 | 0.89 | 12.95 | 9,175 | 4,688 | 1,185 |
| 512 | HARPER | Palatine | 1 | 423,200 | 193 | 24.40 | 2.40 | 2.02 | 15,560 | 7,970 | 1,125 |
| 540 | HEARTLAND | Bloomington | 1 | 165,000 | 1,863 | 21.08 | 1.21 | N/A | 2,779 | 1,176 | 1,020 |
| 519 | HIGHLAND | Freeport | 1 | 90,484 | 1,640 | 25.00 | 3.46 | 9.87 | 2,678 | 1,796 | 1,140 |
| 514 | ILLINOIS CENTRAL | East Peoria | 1 | 351,589 | 2,322 | 25.00 | 0.00 | 22.78 | 11,696 | 6,319 | 1,274 |
| 528 | ILLINOIS EASTERN | Olney | 4 | 112,665 | 3,066 | 25.00 | 13.69 | 4.46 | 6,818 | 4,423 | 810 |
| 513 | ILLINOIS VALLEY | Oglesby | 1 | 141,232 | 2,058 | 17.00 | 2.49 | 8.40 | 3,971 | 2,572 | 1,088 |
| 525 | JOLIET | Joliet | 1 | 364,769 | 1,434 | 19.99 | 0.00 | 1.19 | 10,369 | 5,578 | 1,170 |
| 520 | KANKAKEE | Kankakee | 1 | 121,350 | 1,586 | 16.10 | 0.00 | 7.43 | 3,853 | 2,829 | 1,140 |
| 501 | KASKASKIA | Centralia | 1 | 114,129 | 2,231 | 25.00 | 4.63 | 11.96 | 3,247 | 2,520 | 1,013 |
| 523 | KISHWAUKEE | Malta | 1 | 86,059 | 831 | 32.47 | 15.67 | 5.73 | 3,244 | 1,838 | 1,133 |
| 532 | LAKE COUNTY | Grayslake | 1 | 499,831 | 442 | 18.70 | 0.00 | 4.21 | 13,755 | 5,870 | 1,320 |
| 517 | LAKE LAND | Matteson | 1 | 180,419 | 3,961 | 18.00 | 0.00 | 14.03 | 4,831 | 3,276 | 1,320 |
| 536 | LEWIS & CLARK | Godfrey | 1 | 208,333 | 2,044 | 25.00 | 3.22 | 2.20 | 5,534 | 2,852 | 1,035 |
| 526 | LINCOLN LAND | Springfield | 1 | 315,014 | 4,115 | 30.07 | 3.06 | 1.27 | 8,220 | 4,335 | 1,103 |
| 530 | LOGAN | Carleville | 1 | 142,505 | 1,192 | 24.94 | 20.41 | 3.88 | 5,469 | 3,379 | 885 |
| 528 | MC HENRY | Crystal Lake | 1 | 166,988 | 600 | 25.00 | 6.79 | 3.21 | 4,841 | 2,499 | 1,124 |
| 524 | MORAIN VALLEY | Palos Hills | 1 | 338,394 | 133 | 19.87 | 2.66 | 1.46 | 13,273 | 7,406 | 1,230 |
| 527 | MORTON | Cicero | 1 | 121,126 | 17 | 35.11 | 4.90 | 12.00 | 3,977 | 1,845 | 1,320 |
| 535 | OAKTON | Des Plaines | 1 | 357,806 | 107 | 20.88 | 2.88 | 1.03 | 11,634 | 6,289 | 998 |
| 505 | PARKLAND | Champaign | 1 | 240,785 | 2,908 | 36.00 | 0.00 | 12.13 | 8,463 | 5,139 | 1,230 |
| 515 | PRAIRIE STATE | Chicago Hgts. | 1 | 195,383 | 220 | 21.86 | 8.28 | 8.70 | 5,305 | 2,840 | 1,590 |
| 521 | REND LAKE | Itasca | 1 | 87,300 | 1,850 | 25.00 | 24.00 | 8.00 | 3,551 | 2,219 | 900 |
| 537 | RICHLAND | Decatur | 1 | 145,156 | 1,114 | 19.00 | 6.31 | 2.69 | 3,801 | 2,064 | 1,185 |
| 511 | ROCK VALLEY | Rockford | 1 | 298,889 | 1,033 | 26.95 | 2.73 | 4.79 | 8,905 | 4,369 | 1,125 |
| 518 | SANDBURG | Galesburg | 1 | 118,468 | 2,834 | 22.00 | 7.16 | 8.49 | 2,541 | 1,636 | 1,470 |
| 506 | SAUK VALLEY | Dixon | 1 | 104,745 | 1,625 | 27.50 | 3.54 | 11.80 | 2,646 | 1,567 | 1,200 |
| 531 | SHAWNEE | Ullin | 1 | 61,211 | 1,466 | 24.21 | 5.49 | 9.45 | 2,182 | 1,400 | 878 |
| 510 | SOUTH SUBURBAN | S. Holland | 1 | 280,942 | 79 | 15.88 | 10.93 | 19.79 | 8,997 | 4,984 | 1,440 |
| 533 | SOUTHEASTERN | Harrisburg | 1 | 56,783 | 1,656 | 38.00 | 0.00 | 11.39 | 2,648 | 2,300 | 810 |
| 534 | SPOON RIVER | Canton | 1 | 74,096 | 1,566 | 25.00 | 3.44 | 7.63 | 1,860 | 1,274 | 1,320 |
| 601 | STATE COMM. COLL. | E. St. Louis | 1 | 78,331 | 36 | N/A | N/A | N/A | 982 | 809 | 720 |
| 504 | TRITON | River Grove | 1 | 325,994 | 55 | 30.14 | 0.00 | 4.60 | 15,485 | 7,489 | 1,335 |
| 516 | WAUBONSEE | Sugar Grove | 1 | 210,472 | 624 | 28.70 | 1.64 | 15.99 | 6,797 | 3,363 | 1,215 |
| 539 | WOOD | Quincy | 1 | 94,931 | 2,363 | 21.65 | 3.74 | 8.25 | 1,943 | 1,261 | 1,470 |
| 49 | | | | 11,423,152 | 55,769 | 23.10 | 1.85 | 6.78 | 346,979 | 203,124 | \$1,161 |
| | | | | | | | | | | | |

N/A = Not applicable



Section I

FALL STUDENT CHARACTERISTICS

This section includes data on headcount and full-time equivalent (FTE) student enrollments in Illinois public community colleges.

The public community colleges of Illinois enroll approximately 65 percent of all students enrolled in public colleges and universities in the state of Illinois. The diverse population of the communities that the colleges serve is reflected in the student characteristics shown in this section.

The tables show student enrollments based on opening counts (10th-day enrollments) for the fall term. Opening enrollment counts are a snapshot count at the end of the regular registration for the fall term and do not include many students who enroll for courses which start later in a term - particularly in adult education.

Table I-1 lists the fall 1994 student headcount enrollment by sex and type of attendance. Fifty-nine percent of the 346,979 students enrolled in Illinois public community colleges were women. Part-time students accounted for approximately 69 percent of the enrollments.

Table I-2 itemizes the fall 1994 student headcount enrollment by instructional program area. As depicted in Figure 1, 40.7 percent of the students were enrolled in baccalaureate/transfer programs, 38.9 percent in occupational and vocational skills programs, 2.4 percent in general studies programs, 5.1 percent in general associate programs, and 12.9 percent in adult basic education/adult secondary education programs.

The data in Table I-3 show fall 1994 headcount enrollment by age categories and provide the median age of students for each public community college. The median age for fall 1994 students was 25.93 years. This is down .4 years from the fall 1993 median age of 26.33. The mean age was 29.94 years.

Tables I-4 through I-7 summarize fall 1994 student headcount enrollment by ethnic origin, academic classification, type of residency, and enrollment status. Table I-5 shows that approximately 21 percent of fall 1994 students were classified as sophomores. Fifty-one percent of the fall 1994 enrollments were classified as freshmen.

Table I-8 lists by headcount and FTE the proportions of district populations served by Illinois public community colleges in instructional credit curricula. Table I-9 summarizes fall 1994 headcount enrollment by instructional program area and student level.

Table I-10 details the trends in community college headcount enrollments from fall 1985 through fall 1994. Table I-11 lists the trends of FTE enrollments for the same ten-year period.

Illinois Community College Board

Table I-1

SUMMARY OF OPENING FALL 1994 STUDENT HEADCOUNT ENROLLMENT BY
SEX AND TYPE OF ATTENDANCE

| <u>Dist. No.</u> | <u>District/College</u> | <u>Male</u> | <u>Female</u> | <u>Full-time</u> | <u>Part-time</u> | <u>Total</u> |
|----------------------|-------------------------|-------------|---------------|------------------|------------------|--------------|
| 522 | Belleville | 5,972 | 8,342 | 3,933 | 10,381 | 14,314 |
| 503 | Black Hawk | 2,596 | 4,347 | 3,100 | 3,843 | 6,943 |
| 508 | Chicago | (29,643) | (41,955) | (20,761) | (50,837) | (71,598) |
| | Daley | 3,740 | 5,252 | 1,847 | 7,145 | 8,992 |
| | Kennedy-King | 1,941 | 4,101 | 2,676 | 3,366 | 6,042 |
| | Malcolm X | 5,369 | 5,708 | 3,657 | 7,420 | 11,077 |
| | Olive-Harvey | 2,058 | 4,044 | 3,066 | 3,036 | 6,102 |
| | Truman | 7,118 | 8,357 | 3,920 | 11,755 | 15,675 |
| | Washington | 4,626 | 7,402 | 2,757 | 9,271 | 12,028 |
| | Wilbur Wright | 4,791 | 6,891 | 2,838 | 8,844 | 11,682 |
| 507 | Danville | 960 | 1,897 | 1,318 | 1,539 | 2,857 |
| 502 | DuPage | 12,756 | 17,481 | 8,615 | 21,622 | 30,237 |
| 509 | Elgin | 4,000 | 5,175 | 2,200 | 6,975 | 9,175 |
| 512 | Harper | 6,524 | 9,036 | 4,670 | 10,890 | 15,560 |
| 540 | Heartland | 983 | 1,796 | 817 | 1,962 | 2,779 |
| 519 | Highland | 894 | 1,784 | 1,051 | 1,627 | 2,678 |
| 514 | Illinois Central | 4,877 | 6,819 | 4,033 | 7,663 | 11,696 |
| 529 | Illinois Eastern | (2,759) | (4,059) | (2,228) | (4,590) | (6,818) |
| | Frontier | 504 | 1,589 | 217 | 1,876 | 2,093 |
| | Lincoln Trail | 555 | 559 | 524 | 590 | 1,114 |
| | Olney Central | 550 | 986 | 828 | 708 | 1,536 |
| | Wabash Valley | 1,150 | 925 | 659 | 1,416 | 2,075 |
| 513 | Illinois Valley | 1,701 | 2,270 | 1,567 | 2,404 | 3,971 |
| 525 | Joliet | 4,364 | 6,005 | 3,335 | 7,034 | 10,369 |
| 520 | Kankakee | 1,433 | 2,420 | 1,093 | 2,760 | 3,853 |
| 501 | Kaskaskia | 1,290 | 1,957 | 1,513 | 1,734 | 3,247 |
| 523 | Kishwaukee | 1,446 | 1,798 | 1,262 | 1,982 | 3,244 |
| 532 | Lake County | 5,766 | 7,989 | 2,730 | 11,025 | 13,755 |
| 517 | Lake Land | 2,261 | 2,570 | 2,118 | 2,713 | 4,831 |
| 536 | Lewis & Clark | 2,061 | 3,473 | 1,606 | 3,928 | 5,534 |
| 526 | Lincoln Land | 3,557 | 4,663 | 2,243 | 5,977 | 8,220 |
| 530 | Logan | 2,375 | 3,094 | 2,849 | 2,620 | 5,469 |
| 528 | McHenry | 1,974 | 2,867 | 1,209 | 3,632 | 4,841 |
| 524 | Moraine Valley | 5,556 | 7,717 | 4,518 | 8,755 | 13,273 |
| 527 | Morton | 1,607 | 2,370 | 837 | 3,140 | 3,977 |
| 535 | Oakton | 4,910 | 6,724 | 2,680 | 8,954 | 11,634 |
| 505 | Parkland | 3,457 | 5,006 | 3,718 | 4,745 | 8,463 |
| 515 | Prairie State | 2,073 | 3,232 | 1,301 | 4,004 | 5,305 |
| 521 | Rend Lake | 1,699 | 1,852 | 1,511 | 2,040 | 3,551 |
| 537 | Richland | 1,368 | 2,433 | 999 | 2,802 | 3,801 |
| 511 | Rock Valley | 3,760 | 5,145 | 2,395 | 6,510 | 8,905 |
| 518 | Sandburg | 1,036 | 1,505 | 987 | 1,554 | 2,541 |
| 506 | Sauk Valley | 1,036 | 1,610 | 1,025 | 1,621 | 2,646 |
| 531 | Shawnee | 773 | 1,409 | 1,049 | 1,133 | 2,182 |
| 510 | South Suburban | 2,999 | 5,998 | 2,367 | 6,630 | 8,997 |
| 533 | Southeastern | 1,307 | 1,341 | 1,290 | 1,358 | 2,648 |
| 534 | Spoon River | 702 | 1,158 | 857 | 1,003 | 1,860 |
| 601 | State | 299 | 683 | 492 | 490 | 982 |
| 504 | Triton | 6,628 | 8,857 | 3,608 | 11,877 | 15,485 |
| 516 | Waubensee | 2,716 | 4,081 | 1,521 | 5,276 | 6,797 |
| 539 | Wood | 635 | 1,308 | 647 | 1,296 | 1,943 |
| TOTALS | | 142,753 | 204,226 | 106,053 | 240,926 | 346,979 |

SOURCE OF DATA: Fall Enrollment (E1 Records) - reflects enrollments as of the fall term census date (end of registration). Will not reflect enrollments in courses that have a starting date later than the census date - particularly those in adult education.

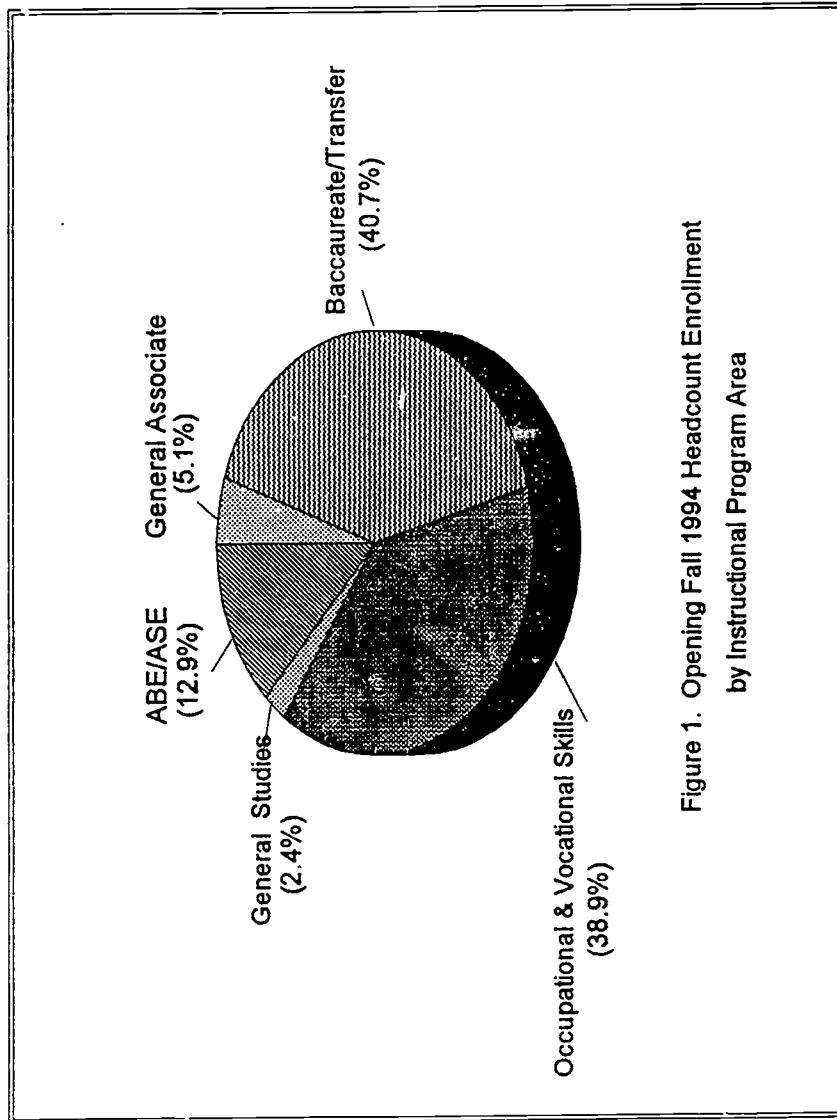


Figure 1. Opening Fall 1994 Headcount Enrollment
by Instructional Program Area

17

15

Illinois Community College Board

Table I-2

SUMMARY OF OPENING FALL 1994 STUDENT HEADCOUNT ENROLLMENT
BY INSTRUCTIONAL PROGRAM AREA

| Dist. No. | District/College | General Associates | Bacc/ Transfer | Occupational | General Studies | Voc. Skills | Adult Basic Education | Adult Sec. Education |
|--------------|------------------|-----------------------|-------------------|--------------|--------------------|----------------|--------------------------|-------------------------|
| 522 | Belleville | 0 | 6,752 | 6,550 | 0 | 89 | 918 | 5 |
| 503 | Black Hawk | 22 | 3,424 | 2,990 | 42 | 229 | 167 | 69 |
| 508 | Chicago | (8,739) | (16,872) | (9,047) | (1,129) | (6,599) | (9,727) | (19,485) |
| | Daley | 115 | 3,620 | 1,263 | 30 | 393 | 752 | 2,819 |
| | Kennedy-King | 63 | 1,384 | 1,109 | 63 | 474 | 1,587 | 1,362 |
| | Malcolm X | 98 | 2,363 | 908 | 16 | 340 | 4,053 | 3,299 |
| | Olive-Harvey | 648 | 1,372 | 749 | 77 | 1,272 | 977 | 1,007 |
| | Truman | 3,078 | 1,493 | 1,145 | 214 | 629 | 1,207 | 7,909 |
| | Washington | 806 | 5,211 | 3,419 | 659 | 1,289 | 471 | 173 |
| | Wilbur Wright | 3,931 | 1,429 | 454 | 70 | 2,202 | 680 | 2,916 |
| 507 | Danville | 0 | 1,599 | 974 | 0 | 106 | 88 | 90 |
| 502 | DuPage | 265 | 9,066 | 7,584 | 3,317 | 7,675 | 1,871 | 459 |
| 509 | Elgin | 272 | 4,057 | 2,925 | 4 | 960 | 861 | 96 |
| 512 | Harper | 0 | 9,091 | 5,296 | 0 | 264 | 909 | 0 |
| 540 | Heartland | 0 | 2,360 | 396 | 0 | 20 | 0 | 3 |
| 519 | Highland | 61 | 1,055 | 838 | 237 | 467 | 12 | 8 |
| 514 | Illinois Central | 1,237 | 4,430 | 5,453 | 204 | 147 | 216 | 9 |
| 529 | Illinois Eastern | (231) | (2,937) | (2,348) | (136) | (870) | (211) | (95) |
| | Frontier | 59 | 873 | 340 | 20 | 645 | 106 | 50 |
| | Lincoln Trail | 19 | 628 | 270 | 4 | 106 | 76 | 11 |
| | Olney Central | 63 | 745 | 670 | 6 | 11 | 28 | 13 |
| | Wabash Valley | 90 | 691 | 1,068 | 106 | 108 | 1 | 11 |
| 513 | Illinois Valley | 443 | 1,619 | 1,650 | 162 | 0 | 17 | 80 |
| 525 | Joliet | 111 | 5,855 | 3,575 | 183 | 68 | 440 | 137 |
| 520 | Kankakee | 223 | 1,231 | 2,201 | 64 | 97 | 11 | 26 |
| 501 | Kaskaskia | 368 | 996 | 1,464 | 237 | 52 | 15 | 115 |
| 523 | Kishwaukee | 0 | 2,005 | 955 | 36 | 8 | 187 | 53 |
| 532 | Lake County | 0 | 5,806 | 6,811 | 311 | 292 | 477 | 58 |
| 517 | Lake Land | 14 | 2,028 | 1,764 | 0 | 839 | 145 | 41 |
| 536 | Lewis & Clark | 469 | 2,204 | 2,380 | 202 | 16 | 123 | 140 |
| 526 | Lincoln Land | 0 | 5,931 | 1,895 | 201 | 191 | 0 | 2 |
| 530 | Logan | 0 | 3,152 | 1,751 | 0 | 353 | 101 | 112 |
| 528 | McHenry | 37 | 3,045 | 1,525 | 0 | 29 | 205 | 0 |
| 524 | Moraine Valley | 0 | 6,583 | 5,496 | 0 | 456 | 408 | 330 |
| 527 | Morton | 6 | 1,912 | 897 | 80 | 134 | 857 | 91 |
| 535 | Oakton | 0 | 7,067 | 3,436 | 10 | 894 | 141 | 86 |
| 505 | Parkland | 2,858 | 2,918 | 2,598 | 0 | 0 | 53 | 36 |
| 515 | Prairie State | 0 | 2,368 | 2,573 | 0 | 1 | 206 | 157 |
| 521 | Rend Lake | 0 | 2,044 | 1,206 | 0 | 283 | 1 | 17 |
| 537 | Richland | 2 | 2,026 | 1,499 | 54 | 0 | 200 | 20 |
| 511 | Rock Valley | 2 | 4,465 | 3,110 | 119 | 1,133 | 53 | 23 |
| 518 | Sandburg | 9 | 1,199 | 979 | 1 | 225 | 33 | 95 |
| 506 | Sauk Valley | 8 | 1,325 | 1,041 | 5 | 236 | 5 | 26 |
| 531 | Shawnee | 56 | 1,008 | 827 | 87 | 45 | 66 | 93 |
| 510 | South Suburban | 0 | 2,798 | 4,182 | 909 | 577 | 366 | 165 |
| 533 | Southeastern | 22 | 1,001 | 1,079 | 57 | 431 | 11 | 47 |
| 534 | Spoon River | 230 | 987 | 493 | 0 | 39 | 68 | 43 |
| 601 | State | 0 | 364 | 298 | 2 | 141 | 80 | 97 |
| 504 | Triton | 1,693 | 4,526 | 5,201 | 0 | 2,199 | 1,245 | 621 |
| 516 | Waubonsee | 267 | 2,165 | 2,752 | 367 | 134 | 949 | 163 |
| 539 | Wood | 2 | 1,102 | 699 | 0 | 19 | 69 | 52 |
| TOTALS | | 17,647 | 141,373 | 108,738 | 8,156 | 26,318 | 21,512 | 23,235 |

SOURCE OF DATA: Fall Enrollment (E1 Records) - reflects enrollments as of the fall term census date (end of registration). Will not reflect enrollments in courses that have a starting date later than the census date - particularly those in adult education.

Illinois Community College Board
Table I-3
SUMMARY OF OPENING FALL 1994 STUDENT HEADCOUNT ENROLLMENT
BY AGE

| DIST. No. | District/College | Mean Age | Median Age | 16 & Under | 17-20 | 21-24 | 25-30 | 31-39 | 40-55 | Over 55 | Unknown |
|-----------------|------------------|-------------|---------------|---------------|----------|----------|----------|----------|----------|------------|---------|
| 522 | Belleville | 30.46 | 27.52 | 39 | 3,722 | 2,402 | 2,242 | 2,999 | 2,476 | 421 | 13 |
| 503 | Black Hawk | 28.17 | 24.34 | 11 | 2,360 | 1,226 | 1,072 | 1,220 | 905 | 96 | 53 |
| 508 | Chicago | (30.57) | (26.70) | (502) | (15,174) | (14,990) | (13,407) | (13,309) | (10,265) | (3,909) | (42) |
| | Daley | 28.49 | 24.90 | 40 | 2,340 | 2,164 | 1,632 | 1,553 | 1,088 | 172 | 3 |
| | Kennedy-King | 31.28 | 27.69 | 93 | 1,371 | 1,074 | 980 | 1,239 | 946 | 333 | 6 |
| | Malcolm X | 29.40 | 26.28 | 111 | 2,414 | 2,433 | 2,259 | 2,161 | 1,415 | 281 | 3 |
| | Olive-Harvey | 29.26 | 24.64 | 65 | 1,740 | 1,317 | 904 | 1,006 | 841 | 220 | 9 |
| | Truman | 35.29 | 30.28 | 94 | 2,161 | 2,833 | 3,077 | 2,903 | 2,452 | 2,154 | 1 |
| | Washington | 31.79 | 28.68 | 26 | 1,743 | 2,529 | 2,636 | 2,597 | 1,990 | 491 | 16 |
| | Wilbur Wright | 28.47 | 24.40 | 73 | 3,405 | 2,640 | 1,919 | 1,850 | 1,533 | 258 | 4 |
| 507 | Danville | 28.88 | 24.38 | 4 | 1,017 | 421 | 391 | 486 | 428 | 69 | 41 |
| 502 | DuPage | 31.29 | 26.23 | 62 | 8,684 | 5,184 | 4,474 | 5,099 | 4,685 | 1,924 | 125 |
| 509 | Elgin | 29.43 | 25.76 | 101 | 2,733 | 1,543 | 1,412 | 1,750 | 1,415 | 216 | 5 |
| 512 | Harper | 28.70 | 24.94 | 14 | 4,834 | 2,958 | 2,538 | 2,770 | 2,157 | 271 | 18 |
| 540 | Heartland | 28.02 | 23.67 | 17 | 855 | 691 | 390 | 448 | 321 | 57 | 0 |
| 519 | Highland | 30.98 | 26.88 | 4 | 855 | 338 | 334 | 539 | 437 | 131 | 40 |
| 514 | Illinois Central | 28.66 | 24.56 | 23 | 4,055 | 1,882 | 1,730 | 1,984 | 1,726 | 234 | 62 |
| 529 | Illinois Eastern | (33.54) | (30.37) | (224) | (1,746) | (683) | (735) | (1,208) | (1,465) | (730) | (27) |
| | Frontier | 38.18 | 34.72 | 178 | 274 | 188 | 236 | 388 | 425 | 385 | 19 |
| | Lincoln Trail | 30.38 | 25.65 | 19 | 369 | 150 | 160 | 189 | 158 | 67 | 2 |
| | Olney Central | 28.25 | 23.56 | 11 | 615 | 199 | 203 | 256 | 211 | 37 | 4 |
| | Wabash Valley | 37.34 | 37.56 | 16 | 488 | 146 | 136 | 375 | 671 | 241 | 2 |
| 513 | Illinois Valley | 28.67 | 23.58 | 78 | 1,541 | 509 | 431 | 638 | 645 | 92 | 37 |
| 525 | Joliet | 29.05 | 24.97 | 53 | 3,611 | 1,523 | 1,346 | 1,954 | 1,658 | 224 | 0 |
| 520 | Kankakee | 29.37 | 25.68 | 13 | 1,213 | 597 | 584 | 722 | 552 | 113 | 59 |
| 501 | Kaskaskia | 28.30 | 24.52 | 13 | 1,194 | 437 | 451 | 609 | 448 | 46 | 49 |
| 523 | Kishwaukee | 27.51 | 23.13 | 13 | 1,090 | 765 | 446 | 515 | 354 | 58 | 3 |
| 532 | Lake County | 30.47 | 27.60 | 21 | 3,456 | 2,274 | 2,365 | 2,971 | 2,300 | 368 | 0 |
| 517 | Lake Land | 28.19 | 24.11 | 23 | 1,738 | 795 | 689 | 885 | 607 | 94 | 0 |
| 536 | Lewis & Clark | 28.50 | 24.29 | 123 | 1,878 | 810 | 749 | 950 | 718 | 150 | 156 |
| 526 | Lincoln Land | 29.91 | 26.66 | 22 | 2,242 | 1,250 | 1,305 | 1,604 | 1,208 | 221 | 368 |
| 530 | Logan | 28.01 | 23.16 | 12 | 1,895 | 1,249 | 730 | 777 | 594 | 184 | 28 |
| 528 | McHenry | 29.46 | 26.08 | 26 | 1,586 | 669 | 705 | 907 | 846 | 82 | 20 |
| 524 | Moraine Valley | 27.32 | 23.20 | 15 | 4,974 | 2,465 | 1,800 | 2,114 | 1,559 | 156 | 190 |
| 527 | Morton | 29.09 | 25.19 | 9 | 1,122 | 830 | 669 | 724 | 489 | 123 | 11 |
| 535 | Oakton | 31.34 | 26.31 | 22 | 2,997 | 2,239 | 1,869 | 1,872 | 1,918 | 717 | 0 |
| 505 | Parkland | 28.32 | 24.41 | 7 | 2,702 | 1,718 | 1,376 | 1,475 | 993 | 188 | 4 |
| 515 | Prairie State | 30.39 | 27.12 | 22 | 1,416 | 903 | 806 | 1,070 | 867 | 168 | 53 |
| 521 | Rend Lake | 31.21 | 27.88 | 2 | 1,019 | 465 | 524 | 669 | 676 | 150 | 46 |
| 537 | Richland | 29.81 | 26.57 | 18 | 1,117 | 568 | 564 | 765 | 639 | 85 | 45 |
| 511 | Rock Valley | 30.43 | 27.62 | 5 | 2,348 | 1,435 | 1,454 | 1,864 | 1,589 | 210 | 0 |
| 518 | Sandburg | 29.65 | 26.03 | 6 | 818 | 372 | 401 | 465 | 374 | 93 | 12 |
| 506 | Sauk Valley | 28.33 | 24.48 | 10 | 926 | 428 | 383 | 483 | 380 | 36 | 0 |
| 531 | Shawnee | 29.49 | 25.22 | 22 | 719 | 330 | 305 | 386 | 356 | 61 | 3 |
| 510 | South Suburban | 31.38 | 28.40 | 34 | 2,126 | 1,494 | 1,322 | 1,877 | 1,572 | 377 | 195 |
| 533 | Southeastern | 29.34 | 25.51 | 87 | 827 | 345 | 343 | 504 | 415 | 73 | 54 |
| 534 | Spoon River | 27.43 | 22.76 | 6 | 703 | 393 | 232 | 273 | 200 | 45 | 8 |
| 601 | State | 28.87 | 25.86 | 3 | 231 | 223 | 182 | 197 | 115 | 19 | 12 |
| 504 | Triton | 29.09 | 25.55 | 34 | 3,762 | 2,903 | 2,532 | 2,534 | 1,904 | 330 | 1,486 |
| 516 | Waubensee | 29.28 | 25.63 | 54 | 1,998 | 1,205 | 1,037 | 1,329 | 1,027 | 147 | 0 |
| 539 | Wood | 29.35 | 25.93 | 8 | 627 | 294 | 283 | 378 | 314 | 39 | 0 |
| AVERAGES/TOTALS | | 29.94 | 25.93 | 1,762 | 97,911 | 61,806 | 54,608 | 63,323 | 51,597 | 12,707 | 3,265 |

SOURCE OF DATA: Fall Enrollment (E1 Records) - reflects enrollments as of the fall term census date (end of registration). Will not reflect enrollments in courses that have a starting date later than the census date - particularly those in adult education.

Illinois Community College Board
Table I-4
SUMMARY OF OPENING FALL 1994 STUDENT HEADCOUNT ENROLLMENT
BY ETHNIC ORIGIN

| Dist. No. | District/College | Asian or Pacific Islander | American Indian or Alaskan | Black Non- Hispanic | Hispanic | White Non- Hispanic | Non- Resident Alien | All Other or No Indication |
|--------------|------------------|---------------------------------|----------------------------------|---------------------------|----------|---------------------------|---------------------------|----------------------------------|
| 522 | Belleville | 282 | 121 | 1,198 | 210 | 12,445 | 58 | 0 |
| 503 | Black Hawk | 91 | 21 | 464 | 433 | 5,934 | 0 | 0 |
| 508 | Chicago | (6,146) | (462) | (27,275) | (18,969) | (17,877) | (0) | (869) |
| | Daley | 211 | 43 | 1,635 | 4,236 | 2,811 | 0 | 56 |
| | Kennedy-King | 253 | 46 | 4,839 | 605 | 271 | 0 | 28 |
| | Malcolm X | 514 | 93 | 6,117 | 3,362 | 804 | 0 | 187 |
| | Olive-Harvey | 34 | 32 | 5,192 | 711 | 105 | 0 | 28 |
| | Truman | 2,878 | 95 | 2,077 | 5,295 | 5,178 | 0 | 152 |
| | Washington | 1,184 | 94 | 6,448 | 1,535 | 2,484 | 0 | 283 |
| | Wilbur Wright | 1,072 | 59 | 967 | 3,225 | 6,224 | 0 | 135 |
| 507 | Danville | 18 | 7 | 220 | 39 | 2,573 | 0 | 0 |
| 502 | DuPage | 2,614 | 52 | 881 | 1,935 | 24,148 | 9 | 598 |
| 509 | Elgin | 379 | 27 | 314 | 1,392 | 7,063 | 0 | 0 |
| 512 | Harper | 1,080 | 35 | 383 | 1,324 | 12,348 | 390 | 0 |
| 540 | Heartland | 64 | 5 | 212 | 53 | 2,443 | 2 | 0 |
| 519 | Highland | 21 | 6 | 146 | 14 | 2,490 | 1 | 0 |
| 514 | Illinois Central | 130 | 32 | 777 | 116 | 10,403 | 5 | 233 |
| 529 | Illinois Eastern | (37) | (9) | (158) | (27) | (6,528) | (59) | (0) |
| | Frontier | 5 | 3 | 0 | 4 | 2,030 | 1 | 0 |
| | Lincoln Trail | 9 | 2 | 128 | 9 | 954 | 12 | 0 |
| | Olney Central | 9 | 2 | 17 | 8 | 1,486 | 14 | 0 |
| | Wabash Valley | 14 | 2 | 13 | 6 | 2,008 | 32 | 0 |
| 513 | Illinois Valley | 41 | 6 | 83 | 90 | 3,750 | 1 | 0 |
| 525 | Joliet | 144 | 23 | 796 | 568 | 8,832 | 6 | 0 |
| 520 | Kankakee | 33 | 9 | 382 | 51 | 3,372 | 6 | 0 |
| 501 | Kaskaskia | 30 | 17 | 200 | 16 | 2,982 | 2 | 0 |
| 523 | Kishwaukee | 100 | 11 | 233 | 232 | 2,655 | 13 | 0 |
| 532 | Lake County | 550 | 48 | 1,026 | 1,451 | 10,323 | 357 | 0 |
| 517 | Lake Land | 22 | 18 | 264 | 52 | 4,468 | 7 | 0 |
| 536 | Lewis & Clark | 26 | 16 | 289 | 31 | 5,159 | 13 | 0 |
| 526 | Lincoln Land | 69 | 19 | 543 | 83 | 7,490 | 16 | 0 |
| 530 | Logan | 64 | 11 | 381 | 59 | 4,951 | 3 | 0 |
| 528 | McHenry | 36 | 5 | 8 | 214 | 4,570 | 8 | 0 |
| 524 | Moraine Valley | 168 | 83 | 482 | 540 | 11,786 | 214 | 0 |
| 527 | Morton | 93 | 8 | 21 | 1,547 | 2,252 | 56 | 0 |
| 535 | Oakton | 1,581 | 26 | 503 | 458 | 9,066 | 0 | 0 |
| 505 | Parkland | 259 | 31 | 927 | 176 | 6,826 | 244 | 0 |
| 515 | Prairie State | 41 | 11 | 1,332 | 345 | 3,171 | 5 | 393 |
| 521 | Rend Lake | 11 | 3 | 175 | 35 | 3,321 | 3 | 0 |
| 537 | Richland | 17 | 8 | 440 | 20 | 3,315 | 1 | 0 |
| 511 | Rock Valley | 176 | 36 | 532 | 253 | 7,889 | 19 | 0 |
| 518 | Sandburg | 11 | 11 | 185 | 66 | 2,261 | 7 | 0 |
| 506 | Sauk Valley | 26 | 9 | 25 | 152 | 2,433 | 1 | 0 |
| 531 | Shawnee | 18 | 2 | 301 | 9 | 1,848 | 4 | 0 |
| 510 | South Suburban | 107 | 34 | 2,904 | 579 | 5,274 | 99 | 0 |
| 533 | Southeastern | 13 | 12 | 321 | 60 | 2,239 | 3 | 0 |
| 534 | Spoon River | 23 | 5 | 84 | 9 | 1,725 | 14 | 0 |
| 601 | State | 5 | 0 | 957 | 1 | 19 | 0 | 0 |
| 504 | Triton | 756 | 49 | 2,730 | 2,129 | 9,794 | 27 | 0 |
| 516 | Waubonsee | 89 | 48 | 323 | 1,440 | 4,897 | 0 | 0 |
| 539 | Wood | 10 | 2 | 60 | 11 | 1,854 | 6 | 0 |
| TOTALS | | 15,391 | 1,338 | 48,535 | 35,189 | 242,774 | 1,659 | 2,093 |

SOURCE OF DATA: Fall Enrollment (E1 Records) - reflects enrollments as of the fall term census date (end of registration). Will not reflect enrollments in courses that have a starting date later than the census date - particularly those in adult education.

Illinois Community College Board
Table I-5
SUMMARY OF OPENING FALL 1994 STUDENT HEADCOUNT ENROLLMENT
BY ACADEMIC CLASSIFICATION

| <u>Dist. No.</u> | <u>District/College</u> | <u>Freshman</u> | <u>Sophomore</u> | <u>High School</u> | <u>Unclassified*</u> |
|----------------------|-------------------------|-----------------|------------------|------------------------|----------------------|
| 522 | Belleville | 8,069 | 3,572 | 0 | 2,673 |
| 503 | Black Hawk | 2,254 | 1,929 | 28 | 2,732 |
| 508 | Chicago | (24,869) | (8,619) | (125) | (37,985) |
| | Daley | 2,969 | 1,296 | 10 | 4,717 |
| | Kennedy-King | 1,834 | 813 | 18 | 3,377 |
| | Malcolm X | 2,070 | 906 | 26 | 8,075 |
| | Olive-Harvey | 2,211 | 1,049 | 11 | 2,831 |
| | Truman | 4,301 | 1,257 | 17 | 10,100 |
| | Washington | 6,408 | 1,873 | 33 | 3,714 |
| | Wilbur Wright | 5,076 | 1,425 | 10 | 5,171 |
| 507 | Danville | 1,989 | 466 | 0 | 402 |
| 502 | DuPage | 16,887 | 5,491 | 29 | 7,830 |
| 509 | Elgin | 5,628 | 1,278 | 186 | 2,083 |
| 512 | Harper | 5,623 | 2,810 | 2 | 7,125 |
| 540 | Heartland | 2,373 | 0 | 143 | 263 |
| 519 | Highland | 1,295 | 1,089 | 0 | 294 |
| 514 | Illinois Central | 6,518 | 2,892 | 62 | 2,224 |
| 529 | Illinois Eastern | (4,129) | (1,999) | (0) | (690) |
| | Frontier | 1,305 | 586 | 0 | 202 |
| | Lincoln Trail | 696 | 309 | 0 | 109 |
| | Olney Central | 757 | 622 | 0 | 157 |
| | Wabash Valley | 1,371 | 482 | 0 | 222 |
| 513 | Illinois Valley | 2,772 | 723 | 149 | 327 |
| 525 | Joliet | 2,512 | 6,652 | 0 | 1,205 |
| 520 | Kankakee | 2,463 | 829 | 86 | 475 |
| 501 | Kaskaskia | 2,080 | 752 | 7 | 408 |
| 523 | Kishwaukee | 2,173 | 493 | 7 | 571 |
| 532 | Lake County | 7,444 | 4,393 | 0 | 1,918 |
| 517 | Lake Land | 2,993 | 1,107 | 147 | 584 |
| 536 | Lewis & Clark | 3,657 | 1,166 | 0 | 711 |
| 526 | Lincoln Land | 5,623 | 2,182 | 152 | 263 |
| 530 | Logan | 3,967 | 1,128 | 0 | 374 |
| 528 | McHenry | 2,789 | 1,027 | 35 | 990 |
| 524 | Moraine Valley | 8,420 | 2,926 | 22 | 1,905 |
| 527 | Morton | 2,316 | 304 | 7 | 1,350 |
| 535 | Oakton | 5,220 | 3,065 | 44 | 3,305 |
| 505 | Parkland | 4,766 | 2,543 | 44 | 1,110 |
| 515 | Prairie State | 3,314 | 1,247 | 1 | 743 |
| 521 | Rend Lake | 2,270 | 745 | 0 | 536 |
| 537 | Richland | 2,201 | 1,064 | 64 | 472 |
| 511 | Rock Valley | 6,202 | 1,913 | 36 | 754 |
| 518 | Sandburg | 1,768 | 486 | 1 | 286 |
| 506 | Sauk Valley | 1,241 | 680 | 20 | 705 |
| 531 | Shawnee | 488 | 3 | 522 | 1,169 |
| 510 | South Suburban | 5,732 | 2,104 | 7 | 1,154 |
| 533 | Southeastern | 1,698 | 544 | 65 | 341 |
| 534 | Spoon River | 1,142 | 443 | 0 | 275 |
| 601 | State | 805 | 0 | 0 | 177 |
| 504 | Triton | 9,189 | 3,300 | 3 | 2,993 |
| 516 | Waubensee | 1,949 | 966 | 0 | 3,882 |
| 539 | Wood | 955 | 586 | 11 | 391 |
| TOTALS | | 177,783 | 73,516 | 2,005 | 93,675 |

*Unclassified students are those who do not meet minimum requirements for entrance as regular college-level students, or already have an Associate Degree or higher, and are taking courses at the same level or lower. Some colleges may be including course enrollees in this category as well.

SOURCE OF DATA: Fall Enrollment (EI Records) - reflects enrollments as of the fall term census date (end of registration).

Will not reflect enrollments in courses that have a starting date later than the census date - particularly those in adult education.

Illinois Community College Board
Table I-6
SUMMARY OF OPENING FALL 1994 STUDENT HEADCOUNT ENROLLMENT
BY TYPE OF RESIDENCY

| <u>Dist. No.</u> | <u>District/College</u> | <u>In-District</u> | <u>Out-of- District</u> | <u>Corrections</u> | <u>Out-of- State</u> | <u>Foreign</u> |
|----------------------|-------------------------|--------------------|-----------------------------|--------------------|--------------------------|----------------|
| 522 | Belleville | 13,298 | 933 | 0 | 66 | 17 |
| 503 | Black Hawk | 6,468 | 72 | 125 | 264 | 14 |
| 508 | Chicago | (69,439) | (1,735) | (0) | (41) | (383) |
| | Daley | 8,540 | 439 | 0 | 8 | 5 |
| | Kennedy-King | 6,023 | 16 | 0 | 2 | 1 |
| | Malcolm X | 10,967 | 104 | 0 | 2 | 4 |
| | Olive-Harvey | 5,971 | 112 | 0 | 18 | 1 |
| | Truman | 15,224 | 343 | 0 | 1 | 107 |
| | Washington | 11,304 | 474 | 0 | 9 | 241 |
| | Wilbur Wright | 11,410 | 247 | 0 | 1 | 24 |
| 507 | Danville | 2,800 | 29 | 9 | 18 | 1 |
| 502 | DuPage | 27,954 | 2,094 | 0 | 87 | 102 |
| 509 | Elgin | 8,469 | 672 | 0 | 9 | 25 |
| 512 | Harper | 13,001 | 2,411 | 0 | 46 | 102 |
| 540 | Heartland | 2,634 | 140 | 0 | 3 | 2 |
| 519 | Highland | 2,635 | 32 | 0 | 11 | 0 |
| 514 | Illinois Central | 10,977 | 489 | 162 | 42 | 26 |
| 529 | Illinois Eastern | (5,683) | (846) | (165) | (44) | (80) |
| | Frontier | 1,970 | 118 | 0 | 5 | 0 |
| | Lincoln Trail | 924 | 17 | 165 | 1 | 7 |
| | Olney Central | 1,479 | 28 | 0 | 12 | 17 |
| | Wabash Valley | 1,310 | 683 | 0 | 26 | 56 |
| 513 | Illinois Valley | 3,831 | 40 | 100 | 0 | 0 |
| 525 | Joliet | 10,157 | 206 | 0 | 4 | 2 |
| 520 | Kankakee | 3,651 | 161 | 0 | 38 | 3 |
| 501 | Kaskaskia | 2,879 | 137 | 221 | 7 | 3 |
| 523 | Kishwaukee | 3,008 | 220 | 0 | 2 | 14 |
| 532 | Lake County | 12,799 | 474 | 0 | 157 | 325 |
| 517 | Lake Land | 4,038 | 401 | 360 | 26 | 6 |
| 536 | Lewis & Clark | 5,423 | 72 | 0 | 37 | 2 |
| 526 | Lincoln Land | 7,439 | 354 | 415 | 3 | 9 |
| 530 | Logan | 5,237 | 210 | 0 | 3 | 19 |
| 528 | McHenry | 4,664 | 160 | 0 | 8 | 9 |
| 524 | Moraine Valley | 11,723 | 1,323 | 0 | 16 | 211 |
| 527 | Morton | 3,714 | 256 | 0 | 6 | 1 |
| 535 | Oakton | 9,159 | 2,387 | 0 | 18 | 70 |
| 505 | Parkland | 6,985 | 1,184 | 0 | 67 | 227 |
| 515 | Prairie State | 4,815 | 364 | 0 | 126 | 0 |
| 521 | Rend Lake | 3,009 | 254 | 274 | 11 | 3 |
| 537 | Richland | 3,765 | 36 | 0 | 0 | 0 |
| 511 | Rock Valley | 8,849 | 27 | 0 | 15 | 14 |
| 518 | Sandburg | 2,488 | 43 | 0 | 6 | 4 |
| 506 | Sauk Valley | 2,504 | 130 | 0 | 12 | 0 |
| 531 | Shawnee | 1,953 | 80 | 0 | 133 | 16 |
| 510 | South Suburban | 7,244 | 1,201 | 0 | 552 | 0 |
| 533 | Southeastern | 2,043 | 61 | 507 | 35 | 2 |
| 534 | Spoon River | 1,523 | 292 | 17 | 1 | 27 |
| 601 | State | 952 | 27 | 0 | 3 | 0 |
| 504 | Triton | 10,933 | 4,443 | 0 | 61 | 48 |
| 516 | Waubonsee | 6,420 | 376 | 0 | 1 | 0 |
| 539 | Wood | <u>1,802</u> | <u>29</u> | <u>0</u> | <u>109</u> | <u>3</u> |
| TOTALS | | 316,365 | 24,401 | 2,355 | 2,088 | 1,770 |

SOURCE OF DATA: Fall Enrollment (E1 Records) - reflects enrollments as of the fall term census date (end of registration). Will not reflect enrollments in courses that have a starting date later than the census date - particularly those in adult education.

Illinois Community College Board

Table I-7

SUMMARY OF OPENING FALL 1994 STUDENT HEADCOUNT ENROLLMENT
BY ENROLLMENT STATUS

| <u>Dist. No.</u> | <u>District/College</u> | <u>First-Time Students</u> | <u>Transfer Students</u> | <u>Continuing Students</u> | <u>Readmitted Students</u> |
|----------------------|-------------------------|--------------------------------|------------------------------|--------------------------------|--------------------------------|
| 522 | Belleville | 3,405 | 2 | 10,851 | 56 |
| 503 | Black Hawk | 1,654 | 507 | 4,345 | 437 |
| 508 | Chicago | (25,898) | (1,802) | (32,305) | (11,593) |
| | Daley | 3,002 | 274 | 4,459 | 1,257 |
| | Kennedy-King | 2,206 | 104 | 2,679 | 1,053 |
| | Malcolm X | 5,633 | 39 | 3,768 | 1,637 |
| | Olive-Harvey | 1,957 | 151 | 2,707 | 1,287 |
| | Truman | 5,761 | 278 | 7,814 | 1,822 |
| | Washington | 3,529 | 589 | 5,120 | 2,790 |
| | Wilbur Wright | 3,810 | 367 | 5,758 | 1,747 |
| 507 | Danville | 1,026 | 55 | 1,488 | 288 |
| 502 | DuPage | 6,968 | 1,512 | 15,226 | 6,531 |
| 509 | Elgin | 2,928 | 326 | 4,131 | 1,790 |
| 512 | Harper | 243 | 48 | 8,605 | 6,664 |
| 540 | Heartland | 944 | 526 | 1,273 | 36 |
| 519 | Highland | 585 | 66 | 1,852 | 175 |
| 514 | Illinois Central | 2,438 | 614 | 7,958 | 686 |
| 529 | Illinois Eastern | (1,853) | (1) | (3,843) | (1,121) |
| | Frontier | 402 | 1 | 782 | 908 |
| | Lincoln Trail | 408 | 0 | 612 | 94 |
| | Olney Central | 490 | 0 | 944 | 102 |
| | Wabash Valley | 553 | 0 | 1,505 | 17 |
| 513 | Illinois Valley | 953 | 162 | 2,107 | 749 |
| 525 | Joliet | 2,699 | 91 | 5,565 | 2,014 |
| 520 | Kankakee | 667 | 198 | 2,039 | 949 |
| 501 | Kaskaskia | 1,112 | 44 | 1,427 | 664 |
| 523 | Kishwaukee | 800 | 262 | 1,589 | 593 |
| 532 | Lake County | 2,496 | 1,273 | 7,508 | 2,478 |
| 517 | Lake Land | 1,493 | 425 | 1,930 | 983 |
| 536 | Lewis & Clark | 1,836 | 111 | 2,627 | 960 |
| 526 | Lincoln Land | 2,040 | 9 | 4,999 | 1,172 |
| 530 | Logan | 1,373 | 649 | 2,812 | 635 |
| 528 | McHenry | 911 | 343 | 2,642 | 945 |
| 524 | Moraine Valley | 3,681 | 34 | 7,315 | 2,243 |
| 527 | Morton | 1,035 | 162 | 2,345 | 435 |
| 535 | Oakton | 2,479 | 1,463 | 6,112 | 1,580 |
| 505 | Parkland | 2,252 | 581 | 4,617 | 1,013 |
| 515 | Prairie State | 1,620 | 387 | 2,403 | 895 |
| 521 | Rend Lake | 1,310 | 54 | 2,098 | 89 |
| 537 | Richland | 916 | 63 | 2,205 | 617 |
| 511 | Rock Valley | 2,224 | 14 | 6,461 | 206 |
| 518 | Sandburg | 906 | 25 | 1,214 | 396 |
| 506 | Sauk Valley | 593 | 52 | 1,733 | 268 |
| 531 | Shawnee | 665 | 3 | 991 | 523 |
| 510 | South Suburban | 1,870 | 87 | 5,453 | 1,587 |
| 533 | Southeastern | 713 | 46 | 1,845 | 44 |
| 534 | Spoon River | 550 | 192 | 824 | 294 |
| 601 | State | 280 | 1 | 573 | 128 |
| 504 | Triton | 4,691 | 4 | 7,649 | 3,141 |
| 516 | Waubensee | 1,470 | 78 | 3,818 | 1,431 |
| 539 | Wood | 632 | 104 | 1,005 | 202 |
| TOTALS | | 92,209 | 12,376 | 185,783 | 56,611 |

SOURCE OF DATA: Fall Enrollment (E1 Records) - reflects enrollments as of the fall term census date (end of registration). Will not reflect enrollments in courses that have a starting date later than the census date - particularly those in adult education.

Illinois Community College Board

Table I-8

PROPORTIONS OF DISTRICT POPULATIONS SERVED BY
ILLINOIS PUBLIC COMMUNITY COLLEGES IN INSTRUCTIONAL
CREDIT CURRICULA BY HEADCOUNT AND FTE

| Dist. No. | District | Headcount Per 1000 Population | FTE Per 1000 Population |
|--------------|------------------|-------------------------------------|-------------------------------|
| 522 | Belleville | 40.09 | 19.46 |
| 503 | Black Hawk | 30.60 | 18.55 |
| 508 | Chicago | 23.87 | 13.02 |
| 507 | Danville | 29.90 | 19.22 |
| 502 | DuPage | 36.21 | 18.96 |
| 509 | Elgin | 39.01 | 18.49 |
| 512 | Harper | 36.77 | 18.38 |
| 540 | Heartland | 16.84 | 8.51 |
| 519 | Highland | 29.60 | 15.83 |
| 514 | Illinois Central | 33.27 | 17.66 |
| 529 | Illinois Eastern | 60.52 | 30.83 |
| 513 | Illinois Valley | 28.12 | 16.06 |
| 525 | Joliet | 28.43 | 14.99 |
| 520 | Kankakee | 31.75 | 16.24 |
| 501 | Kaskaskia | 28.45 | 18.78 |
| 523 | Kishwaukee | 37.70 | 21.37 |
| 532 | Lake County | 27.52 | 11.60 |
| 517 | Lake Land | 26.78 | 16.24 |
| 536 | Lewis & Clark | 26.56 | 13.40 |
| 526 | Lincoln Land | 26.09 | 12.67 |
| 530 | Logan | 38.38 | 25.23 |
| 528 | McHenry | 28.99 | 13.38 |
| 524 | Moraine Valley | 39.22 | 21.24 |
| 527 | Morton | 32.83 | 14.11 |
| 535 | Oakton | 32.51 | 14.79 |
| 505 | Parkland | 35.15 | 21.20 |
| 515 | Prairie State | 27.15 | 13.09 |
| 521 | Rend Lake | 40.68 | 23.05 |
| 537 | Richland | 26.19 | 12.96 |
| 511 | Rock Valley | 29.81 | 13.92 |
| 518 | Sandburg | 21.45 | 12.33 |
| 506 | Sauk Valley | 25.26 | 14.28 |
| 531 | Shawnee | 35.65 | 21.99 |
| 510 | South Suburban | 32.02 | 15.01 |
| 533 | Southeastern | 46.63 | 30.83 |
| 534 | Spoon River | 25.10 | 15.42 |
| 601 | State | 12.54 | 8.48 |
| 504 | Triton | 47.50 | 22.47 |
| 516 | Waubonsee | 32.29 | 14.01 |
| 539 | Wood | <u>20.47</u> | <u>10.84</u> |
| AVERAGES | | 31.70 | 16.97 |

SOURCES OF DATA: Fall Enrollment (E1 Records)
ICCB 1994 Estimated District Population

Illinois Community College Board
Table I-9
SUMMARY OF OPENING FALL 1994 STUDENT HEADCOUNT ENROLLMENT
BY INSTRUCTIONAL PROGRAM AREA AND STUDENT LEVEL

FRESHMAN LEVEL

| Dist. No. | District/College | General Associates | Bacc/ Transfer | Occupational | General Studies | Voc. Skills | ABE | ASE | Total |
|--------------|------------------|-----------------------|-------------------|--------------|--------------------|----------------|-----|-----|----------|
| 522 | Belleville | 0 | 4,119 | 3,892 | 0 | 58 | 0 | 0 | 8,069 |
| 503 | Black Hawk | 5 | 1,203 | 1,040 | 0 | 6 | 0 | 0 | 2,254 |
| 508 | Chicago | (5,812) | (9,580) | (4,925) | (627) | (3,925) | (0) | (0) | (24,869) |
| | Daley | 74 | 2,040 | 645 | 16 | 194 | 0 | 0 | 2,969 |
| | Kennedy-King | 37 | 882 | 593 | 57 | 265 | 0 | 0 | 1,834 |
| | Malcolm X | 49 | 1,431 | 388 | 14 | 188 | 0 | 0 | 2,070 |
| | Olive-Harvey | 389 | 690 | 287 | 40 | 805 | 0 | 0 | 2,211 |
| | Truman | 2,380 | 783 | 685 | 127 | 326 | 0 | 0 | 4,301 |
| | Washington | 553 | 2,842 | 2,112 | 337 | 564 | 0 | 0 | 6,408 |
| | Wilbur Wright | 2,330 | 912 | 215 | 36 | 1,583 | 0 | 0 | 5,076 |
| 507 | Danville | 0 | 1,225 | 690 | 0 | 74 | 0 | 0 | 1,989 |
| 502 | DuPage | 182 | 5,393 | 4,296 | 2,015 | 5,001 | 0 | 0 | 16,887 |
| 509 | Elgin | 224 | 2,809 | 1,902 | 3 | 690 | 0 | 0 | 5,628 |
| 512 | Harper | 0 | 3,332 | 2,291 | 0 | 0 | 0 | 0 | 5,623 |
| 540 | Heartland | 0 | 2,035 | 319 | 0 | 19 | 0 | 0 | 2,373 |
| 519 | Highland | 31 | 642 | 439 | 72 | 111 | 0 | 0 | 1,295 |
| 514 | Illinois Central | 950 | 2,444 | 2,938 | 88 | 98 | 0 | 0 | 6,518 |
| 529 | Illinois Eastern | (162) | (1,851) | (1,368) | (110) | (638) | (0) | (0) | (4,129) |
| | Frontier | 41 | 554 | 231 | 6 | 473 | 0 | 0 | 1,305 |
| | Lincoln Trail | 10 | 436 | 163 | 4 | 83 | 0 | 0 | 696 |
| | Olney Central | 45 | 447 | 252 | 6 | 7 | 0 | 0 | 757 |
| | Wabash Valley | 66 | 414 | 722 | 94 | 75 | 0 | 0 | 1,371 |
| 513 | Illinois Valley | 374 | 1,241 | 1,144 | 13 | 0 | 0 | 0 | 2,772 |
| 525 | Joliet | 24 | 1,625 | 750 | 89 | 24 | 0 | 0 | 2,512 |
| 520 | Kankakee | 171 | 846 | 1,336 | 42 | 68 | 0 | 0 | 2,463 |
| 501 | Kaskaskia | 311 | 654 | 858 | 212 | 45 | 0 | 0 | 2,080 |
| 523 | Kishwaukee | 0 | 1,534 | 608 | 23 | 8 | 0 | 0 | 2,173 |
| 532 | Lake County | 0 | 3,161 | 3,790 | 266 | 227 | 0 | 0 | 7,444 |
| 517 | Lake Land | 9 | 1,284 | 1,027 | 0 | 673 | 0 | 0 | 2,993 |
| 536 | Lewis & Clark | 352 | 1,593 | 1,576 | 124 | 12 | 0 | 0 | 3,657 |
| 526 | Lincoln Land | 0 | 4,139 | 1,189 | 147 | 148 | 0 | 0 | 5,623 |
| 530 | Logan | 0 | 2,452 | 1,175 | 0 | 340 | 0 | 0 | 3,967 |
| 528 | McHenry | 22 | 1,769 | 972 | 0 | 26 | 0 | 0 | 2,789 |
| 524 | Moraine Valley | 0 | 4,706 | 3,392 | 0 | 322 | 0 | 0 | 8,420 |
| 527 | Morton | 5 | 1,505 | 646 | 52 | 108 | 0 | 0 | 2,316 |
| 535 | Oakton | 0 | 3,647 | 1,573 | 0 | 0 | 0 | 0 | 5,220 |
| 505 | Parkland | 1,775 | 1,733 | 1,258 | 0 | 0 | 0 | 0 | 4,766 |
| 515 | Prairie State | 0 | 1,715 | 1,599 | 0 | 0 | 0 | 0 | 3,314 |
| 521 | Rend Lake | 0 | 1,314 | 758 | 0 | 198 | 0 | 0 | 2,270 |
| 537 | Richland | 1 | 1,307 | 852 | 41 | 0 | 0 | 0 | 2,201 |
| 511 | Rock Valley | 2 | 2,942 | 2,138 | 114 | 1,006 | 0 | 0 | 6,202 |
| 518 | Sandburg | 7 | 912 | 690 | 1 | 158 | 0 | 0 | 1,768 |
| 506 | Sauk Valley | 1 | 753 | 487 | 0 | 0 | 0 | 0 | 1,241 |
| 531 | Shawnee | 4 | 237 | 239 | 0 | 8 | 0 | 0 | 488 |
| 510 | South Suburban | 0 | 1,942 | 2,478 | 784 | 528 | 0 | 0 | 5,732 |
| 533 | Southeastern | 11 | 641 | 648 | 33 | 365 | 0 | 0 | 1,698 |
| 534 | Spoon River | 151 | 659 | 307 | 0 | 25 | 0 | 0 | 1,142 |
| 601 | State | 0 | 364 | 298 | 2 | 141 | 0 | 0 | 805 |
| 504 | Triton | 1,376 | 3,044 | 3,165 | 0 | 1,603 | 0 | 0 | 9,189 |
| 516 | Waubensee | 170 | 839 | 803 | 24 | 113 | 0 | 0 | 1,949 |
| 539 | Wood | 1 | 606 | 337 | 0 | 11 | 0 | 0 | 955 |
| TOTALS | | 12,133 | 83,797 | 60,194 | 4,882 | 16,777 | 0 | 0 | 177,783 |

SOURCE OF DATA: Fall Enrollment (EI Records) - reflects enrollments as of the fall term census date (end of registration). Will not reflect enrollments in courses that have a starting date later than the census date - particularly those in adult education.

Illinois Community College Board
Table I-9
SUMMARY OF OPENING FALL 1994 STUDENT HEADCOUNT ENROLLMENT
BY INSTRUCTIONAL PROGRAM AREA AND STUDENT LEVEL
(Continued)

SOPHOMORE LEVEL

| Dist. No. | District/College | General Associates | Bacc/ Transfer | Occupational | General Studies | Voc. Skills | ABE | ASE | Total |
|--------------|------------------|-----------------------|-------------------|--------------|--------------------|----------------|-----|-----|---------|
| 522 | Belleville | 0 | 1,847 | 1,714 | 0 | 11 | 0 | 0 | 3,572 |
| 503 | Black Hawk | 9 | 933 | 986 | 0 | 1 | 0 | 0 | 1,929 |
| 508 | Chicago | (1,518) | (3,893) | (2,764) | (69) | (375) | (0) | (0) | (8,619) |
| | Daley | 37 | 821 | 417 | 1 | 20 | 0 | 0 | 1,296 |
| | Kennedy-King | 23 | 369 | 395 | 3 | 23 | 0 | 0 | 813 |
| | Malcolm X | 37 | 433 | 417 | 0 | 19 | 0 | 0 | 906 |
| | Olive-Harvey | 112 | 457 | 375 | 7 | 98 | 0 | 0 | 1,049 |
| | Truman | 377 | 408 | 378 | 5 | 89 | 0 | 0 | 1,257 |
| | Washington | 101 | 1,080 | 581 | 47 | 64 | 0 | 0 | 1,873 |
| | Wilbur Wright | 831 | 325 | 201 | 6 | 62 | 0 | 0 | 1,425 |
| 507 | Danville | 0 | 233 | 225 | 0 | 8 | 0 | 0 | 466 |
| 502 | DuPage | 73 | 2,684 | 1,974 | 289 | 471 | 0 | 0 | 5,491 |
| 509 | Elgin | 23 | 672 | 543 | 0 | 40 | 0 | 0 | 1,278 |
| 512 | Harper | 0 | 1,742 | 1,068 | 0 | 0 | 0 | 0 | 2,810 |
| 540 | Heartland | 0 | 0 | 0 | 0 | 0 | 0 | 0 | 0 |
| 519 | Highland | 11 | 369 | 346 | 109 | 254 | 0 | 0 | 1,089 |
| 514 | Illinois Central | 203 | 1,195 | 1,448 | 24 | 22 | 0 | 0 | 2,892 |
| 529 | Illinois Eastern | (58) | (918) | (792) | (24) | (207) | (0) | (0) | (1,999) |
| | Frontier | 18 | 295 | 102 | 14 | 157 | 0 | 0 | 586 |
| | Lincoln Trail | 8 | 179 | 102 | 0 | 20 | 0 | 0 | 309 |
| | Olney Central | 13 | 240 | 366 | 0 | 3 | 0 | 0 | 622 |
| | Wabash Valley | 19 | 204 | 222 | 10 | 27 | 0 | 0 | 482 |
| 513 | Illinois Valley | 59 | 295 | 369 | 0 | 0 | 0 | 0 | 723 |
| 525 | Joliet | 81 | 3,888 | 2,569 | 76 | 38 | 0 | 0 | 6,652 |
| 520 | Kankakee | 37 | 208 | 578 | 1 | 5 | 0 | 0 | 829 |
| 501 | Kaskaskia | 38 | 273 | 431 | 7 | 3 | 0 | 0 | 752 |
| 523 | Kishwaukee | 0 | 270 | 221 | 2 | 0 | 0 | 0 | 493 |
| 532 | Lake County | 0 | 2,277 | 2,025 | 30 | 61 | 0 | 0 | 4,393 |
| 517 | Lake Land | 5 | 464 | 602 | 0 | 36 | 0 | 0 | 1,107 |
| 536 | Lewis & Clark | 90 | 478 | 576 | 20 | 2 | 0 | 0 | 1,166 |
| 526 | Lincoln Land | 0 | 1,509 | 639 | 21 | 13 | 0 | 0 | 2,182 |
| 530 | Logan | 0 | 606 | 517 | 0 | 5 | 0 | 0 | 1,128 |
| 528 | McHenry | 6 | 758 | 262 | 0 | 1 | 0 | 0 | 1,027 |
| 524 | Moraine Valley | 0 | 1,340 | 1,557 | 0 | 29 | 0 | 0 | 2,926 |
| 527 | Morton | 0 | 191 | 111 | 1 | 1 | 0 | 0 | 304 |
| 535 | Oakton | 0 | 2,096 | 969 | 0 | 0 | 0 | 0 | 3,065 |
| 505 | Parkland | 381 | 1,068 | 1,094 | 0 | 0 | 0 | 0 | 2,543 |
| 515 | Prairie State | 0 | 515 | 732 | 0 | 0 | 0 | 0 | 1,247 |
| 521 | Rend Lake | 0 | 381 | 352 | 0 | 12 | 0 | 0 | 745 |
| 537 | Richland | 0 | 547 | 510 | 7 | 0 | 0 | 0 | 1,064 |
| 511 | Rock Valley | 0 | 1,198 | 669 | 0 | 46 | 0 | 0 | 1,913 |
| 518 | Sandburg | 1 | 237 | 246 | 0 | 2 | 0 | 0 | 486 |
| 506 | Sauk Valley | 6 | 301 | 373 | 0 | 0 | 0 | 0 | 680 |
| 531 | Shawnee | 0 | 2 | 1 | 0 | 0 | 0 | 0 | 3 |
| 510 | South Suburban | 0 | 616 | 1,432 | 35 | 21 | 0 | 0 | 2,104 |
| 533 | Southeastern | 10 | 225 | 298 | 1 | 10 | 0 | 0 | 544 |
| 534 | Spoon River | 64 | 248 | 130 | 0 | 1 | 0 | 0 | 443 |
| 601 | State | 0 | 0 | 0 | 0 | 22 | 0 | 0 | 22 |
| 504 | Triton | 277 | 1,268 | 1,733 | 0 | 0 | 0 | 0 | 3,278 |
| 516 | Waubensee | 39 | 450 | 462 | 12 | 3 | 0 | 0 | 966 |
| 539 | Wood | 1 | 338 | 242 | 0 | 5 | 0 | 0 | 586 |
| TOTALS | | 2,990 | 36,533 | 31,560 | 728 | 1,705 | 0 | 0 | 73,516 |

SOURCE OF DATA: Fall Enrollment (EI Records) - reflects enrollments as of the fall term census date (end of registration). Will not reflect enrollments in courses that have a starting date later than the census date - particularly those in adult education.

Illinois Community College Board
Table I-9
SUMMARY OF OPENING FALL 1994 STUDENT HEADCOUNT ENROLLMENT
BY INSTRUCTIONAL PROGRAM AREA AND STUDENT LEVEL
(Continued)

HIGH SCHOOL LEVEL

| <u>Dist. No.</u> | <u>District/College</u> | <u>General Associates</u> | <u>Bacc/ Transfer</u> | <u>Occupational</u> | <u>General Studies</u> | <u>Voc. Skills</u> | <u>ABE</u> | <u>ASE</u> | <u>Total</u> |
|----------------------|-------------------------|-------------------------------|---------------------------|---------------------|----------------------------|------------------------|------------|------------|--------------|
| 522 | Belleville | 0 | 0 | 0 | 0 | 0 | 0 | 0 | 0 |
| 503 | Black Hawk | 0 | 20 | 8 | 0 | 0 | 0 | 0 | 28 |
| 508 | Chicago | (18) | (56) | (32) | (3) | (16) | (0) | (0) | (125) |
| | Daley | 0 | 7 | 2 | 0 | 1 | 0 | 0 | 10 |
| | Kennedy-King | 0 | 13 | 4 | 0 | 1 | 0 | 0 | 18 |
| | Malcolm X | 1 | 15 | 9 | 0 | 1 | 0 | 0 | 26 |
| | Olive-Harvey | 1 | 0 | 5 | 0 | 5 | 0 | 0 | 11 |
| | Truman | 4 | 6 | 3 | 0 | 4 | 0 | 0 | 17 |
| | Washington | 2 | 15 | 9 | 3 | 4 | 0 | 0 | 33 |
| | Wilbur Wright | 10 | 0 | 0 | 0 | 0 | 0 | 0 | 10 |
| 507 | Danville | 0 | 0 | 0 | 0 | 0 | 0 | 0 | 0 |
| 502 | DuPage | 0 | 12 | 4 | 6 | 7 | 0 | 0 | 29 |
| 509 | Elgin | 7 | 109 | 52 | 0 | 18 | 0 | 0 | 186 |
| 512 | Harper | 0 | 2 | 0 | 0 | 0 | 0 | 0 | 2 |
| 540 | Heartland | 0 | 126 | 17 | 0 | 0 | 0 | 0 | 143 |
| 519 | Highland | 0 | 0 | 0 | 0 | 0 | 0 | 0 | 0 |
| 514 | Illinois Central | 14 | 35 | 12 | 1 | 0 | 0 | 0 | 62 |
| 529 | Illinois Eastern | (0) | (0) | (0) | (0) | (0) | (0) | (0) | (0) |
| | Frontier | 0 | 0 | 0 | 0 | 0 | 0 | 0 | 0 |
| | Lincoln Trail | 0 | 0 | 0 | 0 | 0 | 0 | 0 | 0 |
| | Olney Central | 0 | 0 | 0 | 0 | 0 | 0 | 0 | 0 |
| | Wabash Valley | 0 | 0 | 0 | 0 | 0 | 0 | 0 | 0 |
| 513 | Illinois Valley | 0 | 1 | 0 | 148 | 0 | 0 | 0 | 149 |
| 525 | Joliet | 0 | 0 | 0 | 0 | 0 | 0 | 0 | 0 |
| 520 | Kankakee | 1 | 35 | 50 | 0 | 0 | 0 | 0 | 86 |
| 501 | Kaskaskia | 1 | 0 | 3 | 3 | 0 | 0 | 0 | 7 |
| 523 | Kishwaukee | 0 | 5 | 2 | 0 | 0 | 0 | 0 | 7 |
| 532 | Lake County | 0 | 0 | 0 | 0 | 0 | 0 | 0 | 0 |
| 517 | Lake Land | 0 | 101 | 45 | 0 | 1 | 0 | 0 | 147 |
| 536 | Lewis & Clark | 0 | 0 | 0 | 0 | 0 | 0 | 0 | 0 |
| 526 | Lincoln Land | 0 | 125 | 19 | 7 | 1 | 0 | 0 | 152 |
| 530 | Logan | 0 | 0 | 0 | 0 | 0 | 0 | 0 | 0 |
| 528 | McHenry | 0 | 9 | 26 | 0 | 0 | 0 | 0 | 35 |
| 524 | Moraine Valley | 0 | 20 | 2 | 0 | 0 | 0 | 0 | 22 |
| 527 | Morton | 0 | 5 | 1 | 1 | 0 | 0 | 0 | 7 |
| 535 | Oakton | 0 | 43 | 1 | 0 | 0 | 0 | 0 | 44 |
| 505 | Parkland | 31 | 13 | 0 | 0 | 0 | 0 | 0 | 44 |
| 515 | Prairie State | 0 | 1 | 0 | 0 | 0 | 0 | 0 | 1 |
| 521 | Rend Lake | 0 | 0 | 0 | 0 | 0 | 0 | 0 | 0 |
| 537 | Richland | 1 | 48 | 15 | 0 | 0 | 0 | 0 | 64 |
| 511 | Rock Valley | 0 | 21 | 11 | 0 | 4 | 0 | 0 | 36 |
| 518 | Sandburg | 0 | 1 | 0 | 0 | 0 | 0 | 0 | 1 |
| 506 | Sauk Valley | 0 | 17 | 1 | 0 | 2 | 0 | 0 | 20 |
| 531 | Shawnee | 19 | 160 | 319 | 14 | 10 | 0 | 0 | 522 |
| 510 | South Suburban | 0 | 6 | 0 | 1 | 0 | 0 | 0 | 7 |
| 533 | Southeastern | 0 | 24 | 35 | 3 | 3 | 0 | 0 | 65 |
| 534 | Spoon River | 0 | 0 | 0 | 0 | 0 | 0 | 0 | 0 |
| 601 | State | 0 | 0 | 0 | 0 | 0 | 0 | 0 | 0 |
| 504 | Triton | 0 | 3 | 0 | 0 | 0 | 0 | 0 | 3 |
| 516 | Waubonsee | 0 | 0 | 0 | 0 | 0 | 0 | 0 | 0 |
| 539 | Wood | 0 | 10 | 1 | 0 | 0 | 0 | 0 | 11 |
| TOTALS | | 92 | 1,008 | 656 | 187 | 62 | 0 | 0 | 2,005 |

SOURCE OF DATA: Fall Enrollment (E1 Records) - reflects enrollments as of the fall term census date (end of registration). Will not reflect enrollments in courses that have a starting date later than the census date - particularly those in adult education.

Illinois Community College Board
Table I-9
SUMMARY OF OPENING FALL 1994 STUDENT HEADCOUNT ENROLLMENT
BY INSTRUCTIONAL PROGRAM AREA AND STUDENT LEVEL
(Continued)

UNCLASSIFIED LEVEL*

| Dist. No. | District/College | General Associates | Bacc/ Transfer | Occupational | General Studies | Voc. Skills | ABE | ASE | Total |
|--------------|------------------|-----------------------|-------------------|--------------|--------------------|----------------|---------|----------|----------|
| 522 | Belleville | 0 | 786 | 944 | 0 | 20 | 918 | 5 | 2,673 |
| 503 | Black Hawk | 8 | 1,268 | 956 | 42 | 222 | 167 | 69 | 2,732 |
| 508 | Chicago | (1,391) | (3,343) | (1,326) | (430) | (2,283) | (9,727) | (19,485) | (37,985) |
| | Daley | 4 | 752 | 199 | 13 | 178 | 752 | 2,819 | 4,717 |
| | Kennedy-King | 3 | 120 | 117 | 3 | 185 | 1,587 | 1,362 | 3,377 |
| | Malcolm X | 11 | 484 | 94 | 2 | 132 | 4,053 | 3,299 | 8,075 |
| | Olive-Harvey | 146 | 225 | 82 | 30 | 364 | 977 | 1,007 | 2,831 |
| | Truman | 317 | 296 | 79 | 82 | 210 | 1,207 | 7,909 | 10,100 |
| | Washington | 150 | 1,274 | 717 | 272 | 657 | 471 | 173 | 3,714 |
| | Wilbur Wright | 760 | 192 | 38 | 28 | 557 | 680 | 2,916 | 5,171 |
| 507 | Danville | 0 | 141 | 59 | 0 | 24 | 88 | 90 | 402 |
| 502 | DuPage | 10 | 977 | 1,310 | 1,007 | 2,196 | 1,871 | 459 | 7,830 |
| 509 | Elgin | 18 | 467 | 428 | 1 | 212 | 861 | 96 | 2,083 |
| 512 | Harper | 0 | 4,015 | 1,937 | 0 | 264 | 909 | 0 | 7,125 |
| 540 | Heartland | 0 | 199 | 60 | 0 | 1 | 0 | 3 | 263 |
| 519 | Highland | 19 | 44 | 53 | 56 | 102 | 12 | 8 | 294 |
| 514 | Illinois Central | 70 | 756 | 1,055 | 91 | 27 | 216 | 9 | 2,224 |
| 529 | Illinois Eastern | (11) | (168) | (188) | (2) | (25) | (211) | (85) | (690) |
| | Frontier | 0 | 24 | 7 | 0 | 15 | 106 | 50 | 202 |
| | Lincoln Trail | 1 | 13 | 5 | 0 | 3 | 76 | 11 | 109 |
| | Olney Central | 5 | 58 | 52 | 0 | 1 | 28 | 13 | 157 |
| | Wabash Valley | 5 | 73 | 124 | 2 | 6 | 1 | 11 | 222 |
| 513 | Illinois Valley | 10 | 82 | 137 | 1 | 0 | 17 | 80 | 1,532 |
| 525 | Joliet | 6 | 342 | 256 | 18 | 6 | 440 | 137 | 1,680 |
| 520 | Kankakee | 14 | 142 | 237 | 21 | 24 | 11 | 26 | 883 |
| 501 | Kaskaskia | 18 | 69 | 172 | 15 | 4 | 15 | 115 | 979 |
| 523 | Kishwaukee | 0 | 196 | 124 | 11 | 0 | 187 | 53 | 2,489 |
| 532 | Lake County | 0 | 368 | 996 | 15 | 4 | 477 | 58 | 2,502 |
| 517 | Lake Land | 0 | 179 | 90 | 0 | 129 | 145 | 41 | 1,295 |
| 536 | Lewis & Clark | 27 | 133 | 228 | 58 | 2 | 123 | 140 | 974 |
| 526 | Lincoln Land | 0 | 158 | 48 | 26 | 29 | 0 | 2 | 263 |
| 530 | Logan | 0 | 94 | 59 | 0 | 8 | 101 | 112 | 374 |
| 528 | McHenry | 9 | 509 | 265 | 0 | 2 | 205 | 0 | 990 |
| 524 | Moraine Valley | 0 | 517 | 545 | 0 | 105 | 408 | 330 | 1,905 |
| 527 | Morton | 1 | 211 | 139 | 26 | 25 | 857 | 91 | 1,350 |
| 535 | Oakton | 0 | 1,281 | 893 | 10 | 894 | 141 | 86 | 3,305 |
| 505 | Parkland | 671 | 104 | 246 | 0 | 0 | 53 | 36 | 1,110 |
| 515 | Prairie State | 0 | 137 | 242 | 0 | 1 | 206 | 157 | 743 |
| 521 | Rend Lake | 0 | 349 | 96 | 0 | 73 | 1 | 17 | 536 |
| 537 | Richland | 0 | 124 | 122 | 6 | 0 | 200 | 20 | 472 |
| 511 | Rock Valley | 0 | 304 | 292 | 5 | 77 | 53 | 23 | 754 |
| 518 | Sandburg | 1 | 49 | 43 | 0 | 65 | 33 | 95 | 286 |
| 506 | Sauk Valley | 1 | 254 | 180 | 5 | 234 | 5 | 26 | 705 |
| 531 | Shawnee | 33 | 609 | 268 | 73 | 27 | 66 | 93 | 1,169 |
| 510 | South Suburban | 0 | 234 | 272 | 89 | 28 | 366 | 165 | 1,154 |
| 533 | Southeastern | 1 | 111 | 98 | 20 | 53 | 11 | 47 | 341 |
| 534 | Spoon River | 15 | 80 | 56 | 0 | 13 | 68 | 43 | 275 |
| 601 | State | 0 | 0 | 0 | 0 | 0 | 80 | 97 | 177 |
| 504 | Triton | 40 | 211 | 302 | 0 | 374 | 1,245 | 621 | 2,993 |
| 516 | Waubensee | 58 | 876 | 1,487 | 331 | 8 | 949 | 163 | 3,882 |
| 539 | Wood | 0 | 148 | 119 | 0 | 3 | 69 | 52 | 391 |
| TOTALS | | 2,432 | 20,035 | 16,328 | 2,359 | 7,774 | 21,512 | 23,235 | 93,675 |

*Unclassified students are those who do not meet minimum requirements for entrance as regular college-level students, or already have an Associate Degree or higher and are taking courses at the same level or lower. Some colleges may be including course enrollees in this category as well.

SOURCE OF DATA: Fall Enrollment (EI Records) - reflects enrollments as of the fall term census date (end of registration). Will not reflect enrollments in courses that have a starting date later than the census date - particularly those in adult education.

Illinois Community College Board
Table I-10
SUMMARY OF OPENING FALL TERM STUDENT HEADCOUNT ENROLLMENT
FALL 1985 THROUGH FALL 1994

| Dist. No. | District/College | Fall 1985 | Fall 1986 | Fall 1987 | Fall 1988 | Fall 1989 | Fall 1990 | Fall 1991 | Fall 1992 | Fall 1993 | Fall 1994 |
|--------------|------------------|--------------|--------------|--------------|--------------|--------------|--------------|--------------|--------------|--------------|--------------|
| 522 | Belleville | 11808 | 11382 | 11542 | 12511 | 12769 | 14180 | 14984 | 15440 | 14624 | 14314 |
| 503 | Black Hawk | (5831) | (6102) | (6033) | (6071) | (5998) | (6579) | 7206* | 7503 | 6721 | 6943 |
| | East | 776 | 749 | 779 | 754 | 744 | 768 | — | — | — | — |
| | Quad | 5055 | 5353 | 5254 | 5317 | 5254 | 5811 | — | — | — | — |
| 508 | Chicago | (88947) | (89278) | (75983) | (74935) | (77013) | (78892) | (79507) | (77233) | (73904) | (71598) |
| | City-Wide | 13692 | 16008 | 8342 | 12998 | 11331 | 9604 | 6961 | 5411 | — | — |
| | Daley | 8246 | 9217 | 8448 | 7409 | 7590 | 8338 | 8581 | 8439 | 8072 | 8992 |
| | Kennedy-King | 11804 | 10862 | 9390 | 8651 | 8601 | 9508 | 10134 | 9166 | 8571 | 6042 |
| | Malcolm-X | 11854 | 11329 | 10797 | 9855 | 9537 | 9602 | 10277 | 13405 | 11805 | 11077 |
| | Olive-Harvey | 9775 | 8513 | 7979 | 8081 | 8314 | 8763 | 8188 | 8180 | 6655 | 6102 |
| | Truman | 15407 | 15497 | 14258 | 12977 | 15137 | 16467 | 16557 | 14551 | 15566 | 15675 |
| | Washington | 8360 | 8832 | 8217 | 7920 | 8157 | 8313 | 8496 | 7839 | 11235 | 12028 |
| | Wilbur-Wright | 9809 | 9020 | 8552 | 7044 | 8346 | 8297 | 10313 | 10238 | 12000 | 11682 |
| 507 | Danville | 3013 | 2945 | 2816 | 2932 | 3260 | 3534 | 3720 | 3340 | 3182 | 2857 |
| 502 | DuPage | 22577 | 23155 | 24474 | 26494 | 28037 | 29187 | 30897 | 31625 | 31132 | 30237 |
| 509 | Elgin | 5672 | 5517 | 5582 | 5780 | 6448 | 7066 | 7424 | 9035 | 9126 | 9175 |
| 512 | Harper | 16511 | 15954 | 16034 | 16121 | 16685 | 16509 | 17562 | 17610 | 16212 | 15560 |
| 540 | Heartland | — | — | — | — | — | — | — | 1959 | 2349 | 2779 |
| 519 | Highland | 2955 | 2883 | 2703 | 2878 | 2983 | 3258 | 3021 | 3181 | 2614 | 2678 |
| 514 | Illinois Central | 12327 | 12171 | 12526 | 12025 | 12465 | 12724 | 13899** | 13056 | 12297 | 11696 |
| 529 | Illinois Eastern | (10784) | (9269) | (7871) | (6571) | (8587) | (8556) | (7891) | (7104) | (6780) | (6818) |
| | Frontier | 3660 | 3529 | 2884 | 2448 | 2535 | 2387 | 2183 | 1907 | 1890 | 2093 |
| | Lincoln Trail | 1380 | 1351 | 1009 | 940 | 950 | 954 | 1040 | 1085 | 1152 | 1114 |
| | Olney Central | 2356 | 2051 | 1927 | 1500 | 1744 | 1606 | 1733 | 1550 | 1481 | 1536 |
| | Wabash Valley | 3388 | 2338 | 2051 | 1683 | 3358 | 3609 | 2935 | 2562 | 2257 | 2075 |
| 513 | Illinois Valley | 3910 | 3971 | 4191 | 3850 | 4131 | 4207 | 4397 | 4274 | 4174 | 3971 |
| 525 | Joliet | 9924 | 9303 | 9440 | 9454 | 9567 | 9645 | 10043 | 10427 | 10336 | 10369 |
| 520 | Kankakee | 3346 | 3431 | 3774 | 3473 | 3456 | 3789 | 4043 | 4025 | 3888 | 3853 |
| 501 | Kaskaskia | 2841 | 3142 | 2874 | 2806 | 3269 | 3269 | 3581 | 3322 | 3379 | 3247 |
| 523 | Kishwaukee | 3307 | 2937 | 2867 | 3113 | 2960 | 3035 | 3340 | 3270 | 3243 | 3244 |
| 532 | Lake County | 10486 | 11309 | 11709 | 11587 | 12757 | 13526 | 14013 | 14389 | 14162 | 13755 |
| 517 | Lake Land | 3383 | 3708 | 4048 | 3952 | 4317 | 4437 | 4835 | 4543 | 4763 | 4831 |
| 536 | Lewis & Clark | 5005 | 4914 | 5268 | 5012 | 5450 | 5886 | 5763 | 5853 | 5441 | 5534 |
| 526 | Lincoln Land | 7209 | 7538 | 7645 | 7848 | 7802 | 7717 | 8363 | 8708 | 7943 | 8220 |
| 530 | Logan | 3842 | 3870 | 4688 | 5183 | 5307 | 5216 | 5730 | 5542 | 5440 | 5469 |
| 528 | Mc Henry | 3343 | 3341 | 3184 | 3487 | 3684 | 3768 | 4368 | 4671 | 4797 | 4841 |
| 524 | Moraine Valley | 13719 | 12776 | 12422 | 12914 | 13590 | 13601 | 13938 | 14074 | 13826 | 13273 |
| 527 | Morton | 3317 | 3287 | 3361 | 3625 | 3934 | 4195 | 4529 | 4349 | 4214 | 3977 |
| 535 | Oakton | 10547 | 10804 | 11553 | 11596 | 12290 | 12395 | 13473 | 13349 | 12796 | 11634 |
| 505 | Parkland | 7571 | 7639 | 7659 | 7911 | 8483 | 8570 | 9758** | 9343 | 8869 | 8463 |
| 515 | Prairie State | 4732 | 4382 | 4477 | 4837 | 4758 | 5127 | 5657 | 5785 | 5368 | 5305 |
| 521 | Rend Lake | 2372 | 3215 | 2878 | 3148 | 3293 | 3766 | 3229 | 2966 | 3092 | 3551 |
| 537 | Richland | 2829 | 3249 | 3323 | 3743 | 3889 | 3801 | 3850 | 4110 | 3950 | 3801 |
| 511 | Rock Valley | 8532 | 7999 | 7597 | 7703 | 7957 | 8730 | 9066 | 8618 | 9113 | 8905 |
| 518 | Carl Sandburg | 2640 | 2439 | 2607 | 2826 | 2598 | 2639 | 2663 | 2569 | 2591 | 2541 |
| 506 | Sauk Valley | 2767 | 2614 | 3058 | 2769 | 2724 | 3109 | 3136 | 2912 | 2790 | 2646 |
| 531 | Shawnee | 2174 | 2200 | 1700 | 1433 | 1376 | 1575 | 1818 | 1943 | 2021 | 2182 |
| 510 | South Suburban | 8843 | 6474 | 7260 | 8263 | 8685 | 8581 | 10605 | 9369 | 9107 | 8997 |
| 533 | Southeastern | 2274 | 2383 | 2536 | 2756 | 2896 | 3032 | 3292 | 2802 | 2925 | 2648 |
| 534 | Spoon River | 1662 | 1809 | 1683 | 1723 | 1746 | 1970 | 2061 | 2189 | 2077 | 1860 |
| 601 | State | 1449 | 1324 | 1173 | 1184 | 1041 | 1236 | 1119 | 1268 | 1255 | 982 |
| 504 | Triton | 18968 | 17871 | 18022 | 17691 | 16625 | 16759 | 16767 | 16804 | 15308 | 15485 |
| 516 | Waubensee | 5112 | 4795 | 4652 | 5376 | 5898 | 6089 | 6415 | 6750 | 6768 | 6797 |
| 539 | Wood | 3253 | 3504 | 2950 | 2695 | 3005 | 2743 | 2512 | 2293 | 2140 | 1943 |
| TOTALS | | 339782 | 334884 | 324163 | 328276 | 341733 | 352898 | 368475 | 367603 | 354717 | 346979 |

*Effective in fiscal year 1992, Black Hawk College was restructured as a single college district with two campuses.

**Includes enrollments from Heartland Community College.

NOTE: Fall 1989 increases at Illinois Eastern are attributable in part to a change in the start-up date of the coal mining technology program at Wabash Valley.

SOURCE OF DATA: Fall Enrollment (EI Records) - reflects enrollment as of the fall term census date (end of registration). Will not reflect enrollments in courses that have a starting date later than the census date - particularly those in adult education.

Illinois Community College Board
Table I-11
SUMMARY OF OPENING FALL TERM STUDENT FTE ENROLLMENT
FALL 1985 THROUGH FALL 1994

| Dist. No. | District/College | 1985 FTE | 1986 FTE | 1987 FTE | 1988 FTE | 1989 FTE | 1990 FTE | 1991 FTE | 1992 FTE | 1993 FTE | 1994 FTE |
|--------------|------------------|-------------|-------------|-------------|-------------|-------------|-------------|-------------|-------------|-------------|-------------|
| 522 | Belleville | 5484 | 5246 | 5284 | 5780 | 5992 | 6548 | 6997 | 7375 | 7130 | 6947 |
| 503 | Black Hawk | (3501) | (3707) | (3464) | (3566) | (3525) | (3812) | 4067* | 4320 | 4134 | 4209 |
| | East | 617 | 578 | 571 | 560 | 543 | 554 | — | — | — | — |
| | Quad | 2884 | 3129 | 2893 | 3006 | 2982 | 3258 | — | — | — | — |
| 508 | Chicago | (47089) | (47649) | (42068) | (41926) | (43520) | (45366) | (46469) | (44535) | (41819) | (39058) |
| | City-Wide | 5900 | 6131 | 2971 | 4894 | 4929 | 3993 | 2727 | 2036 | — | — |
| | Daley | 3244 | 4462 | 3540 | 3573 | 3752 | 4191 | 4553 | 4332 | 4086 | 4383 |
| | Kennedy-King | 8239 | 6966 | 6226 | 6008 | 5628 | 6506 | 7024 | 6342 | 5413 | 3785 |
| | Malcolm-X | 7613 | 8386 | 8948 | 7661 | 7133 | 7328 | 8033 | 8796 | 7962 | 6441 |
| | Olive-Harvey | 5939 | 5549 | 5273 | 5402 | 5496 | 5825 | 5225 | 5280 | 4381 | 4076 |
| | Truman | 8170 | 8198 | 7585 | 7209 | 8615 | 9433 | 9551 | 8460 | 9288 | 9053 |
| | Washington | 4136 | 4182 | 3874 | 3721 | 3763 | 3820 | 4067 | 3919 | 5243 | 5451 |
| | Wilbur-Wright | 3848 | 3775 | 3651 | 3458 | 4204 | 4270 | 5289 | 5370 | 5446 | 5869 |
| 507 | Danville | 1912 | 1811 | 1734 | 1832 | 1966 | 2044 | 2164 | 2096 | 2022 | 1836 |
| 502 | DuPage | 11471 | 11774 | 12475 | 13584 | 14499 | 15035 | 15758 | 16251 | 16091 | 15829 |
| 509 | Elgin | 2589 | 2557 | 2571 | 2730 | 3042 | 3321 | 3438 | 4246 | 4320 | 4349 |
| 512 | Harper | 7273 | 7159 | 7250 | 7576 | 7768 | 7634 | 8034 | 8213 | 7997 | 7780 |
| 540 | Heartland | — | — | — | — | — | — | — | 1149 | 1181 | 1403 |
| 519 | Highland | 1292 | 1377 | 1402 | 1454 | 1538 | 1568 | 1580 | 1665 | 1508 | 1433 |
| 514 | Illinois Central | 5989 | 5945 | 6037 | 5923 | 6135 | 6379 | 6775** | 6669 | 6487 | 6208 |
| 529 | Illinois Eastern | (4655) | (4396) | (3307) | (2991) | (3445) | (3689) | (3854) | (3643) | (3419) | (3473) |
| | Frontier | 1245 | 1058 | 666 | 599 | 615 | 675 | 694 | 619 | 555 | 577 |
| | Lincoln Trail | 845 | 872 | 596 | 548 | 639 | 664 | 736 | 796 | 766 | 751 |
| | Olney Central | 1097 | 1252 | 1027 | 949 | 1122 | 1127 | 1229 | 1174 | 1172 | 1164 |
| | Wabash Valley | 1468 | 1214 | 1018 | 895 | 1069 | 1223 | 1195 | 1054 | 926 | 981 |
| 513 | Illinois Valley | 2234 | 2303 | 2356 | 2298 | 2422 | 2420 | 2499 | 2514 | 2439 | 2268 |
| 525 | Joliet | 4897 | 4572 | 4743 | 4884 | 4969 | 5079 | 5153 | 5442 | 5379 | 5468 |
| 520 | Kankakee | 1689 | 1686 | 1802 | 1716 | 1784 | 1871 | 2007 | 2025 | 1957 | 1971 |
| 501 | Kaskaskia | 1636 | 1795 | 1755 | 1752 | 1981 | 2097 | 2288 | 2216 | 2237 | 2143 |
| 523 | Kishwaukee | 1548 | 1596 | 1593 | 1628 | 1635 | 1705 | 1902 | 1857 | 1851 | 1839 |
| 532 | Lake County | 4400 | 4694 | 4762 | 4897 | 5407 | 5649 | 5781 | 5924 | 5847 | 5796 |
| 517 | Lake Land | 2195 | 2225 | 2378 | 2451 | 2666 | 2740 | 3055 | 2979 | 3030 | 2930 |
| 536 | Lewis & Clark | 2597 | 2589 | 2531 | 2498 | 2727 | 2907 | 2995 | 3033 | 2782 | 2792 |
| 526 | Lincoln Land | 3259 | 3427 | 3597 | 3633 | 3615 | 3661 | 3926 | 4099 | 3939 | 3991 |
| 530 | Logan | 1977 | 2166 | 2597 | 3016 | 3121 | 3096 | 3537 | 3642 | 3585 | 3596 |
| 528 | McHenry | 1327 | 1329 | 1318 | 1426 | 1586 | 1623 | 1916 | 2091 | 2145 | 2234 |
| 524 | Moraine Valley | 6762 | 6480 | 6243 | 6775 | 6979 | 7244 | 7544 | 7576 | 7371 | 7186 |
| 527 | Morton | 1513 | 1445 | 1449 | 1503 | 1691 | 1842 | 1994 | 1802 | 1810 | 1709 |
| 535 | Oakton | 4138 | 4146 | 4223 | 4470 | 5017 | 5269 | 5524 | 5585 | 5544 | 5293 |
| 505 | Parkland | 4050 | 4088 | 4041 | 4328 | 4738 | 4837 | 5568** | 5473 | 5287 | 5105 |
| 515 | Prairie State | 2217 | 2080 | 2181 | 2320 | 2325 | 2442 | 2698 | 2765 | 2601 | 2559 |
| 521 | Rend Lake | 1324 | 1540 | 1663 | 1762 | 1903 | 1908 | 1965 | 1864 | 1961 | 2013 |
| 537 | Richland | 1328 | 1524 | 1540 | 1762 | 1869 | 1889 | 2007 | 2138 | 2059 | 1881 |
| 511 | Rock Valley | 3494 | 3548 | 3487 | 3565 | 3736 | 4051 | 4171 | 4291 | 4320 | 4157 |
| 518 | Sandburg | 1483 | 1384 | 1431 | 1494 | 1435 | 1433 | 1527 | 1547 | 1530 | 1460 |
| 506 | Sauk Valley | 1345 | 1345 | 1500 | 1523 | 1540 | 1726 | 1794 | 1702 | 1611 | 1496 |
| 531 | Shawnee | 908 | 993 | 848 | 858 | 899 | 1051 | 1275 | 1262 | 1375 | 1346 |
| 510 | South Suburban | 3768 | 2824 | 3112 | 3447 | 3606 | 3784 | 4409 | 4234 | 4270 | 4217 |
| 533 | Southeastern | 1347 | 1350 | 1400 | 1623 | 1763 | 1843 | 1852 | 1785 | 1842 | 1751 |
| 534 | Spoon River | 969 | 1052 | 991 | 973 | 990 | 1108 | 1232 | 1328 | 1268 | 1143 |
| 601 | State | 981 | 887 | 769 | 759 | 642 | 809 | 712 | 858 | 821 | 664 |
| 504 | Triton | 8393 | 7957 | 8002 | 8219 | 8185 | 8222 | 8231 | 8292 | 7421 | 7324 |
| 516 | Waubensee | 2135 | 1998 | 1927 | 2194 | 2466 | 2558 | 2686 | 2860 | 2957 | 2948 |
| 539 | Wood | 1505 | 1576 | 1307 | 1155 | 1310 | 1264 | 1194 | 1194 | 1161 | 1029 |
| TOTALS | | 166674 | 166220 | 161138 | 166291 | 174437 | 181524 | 190578 | 192540 | 186508 | 180834 |

*Effective in fiscal year 1992, Black Hawk College was restructured as a single college district with two campuses.

**Includes enrollments from Heartland Community College.

NOTE: Fall 1989 increases at Illinois Eastern are attributable in part to a change in the start-up date of the coal mining technology program at Wabash Valley.

SOURCE OF DATA: Fall Enrollment (EI Records) - reflects enrollment as of the fall term census date (end of registration). Will not reflect enrollments in courses that have a starting date later than the census date - particularly those in adult education.

Section II

FACULTY AND STAFF DATA

The tables in this section present data regarding faculty and staff employed by the public community colleges of Illinois. The salary and staff data were collected in fall 1994 and reflect averages for fiscal year 1995. Employee groups exclude those persons who are employed predominantly to provide services at a correctional facility.

Descriptions of the employee groups used in this section are provided below. These categories correspond with *Fiscal Management Manual* salaries expenditures codes.

- Faculty are individuals who spend more than one-half of their workload in the activity of teaching and providing instruction to students.
- Administrative Staff are line officers of the college who manage, conduct, and administer programs, staff, and operations of the board of trustees.
- Classified Staff include clerical and custodial/maintenance staff. Clerical personnel engage in the process of keeping records and processing information upon the request and direction of college professional staff. Custodial/maintenance staff engage in housekeeping and the maintenance or repair of college facilities and equipment.
- Other (nonteaching) Professional Staff include professional/technical, academic support, and supervisory staff. Professional/technical staff have specialized skills but do not directly support the process of teaching. Academic support staff exercise professional judgement and discretion and directly support the teaching and learning process. Supervisory staff have the duty, responsibility, or authority to recommend the employment, transfer, suspension, dismissal, promotion, assignment, reward, or discipline of other staff individuals both full- and part-time.

Figure 2 shows the headcount distribution of community college employees statewide by employee group: faculty (57.2 percent), other nonteaching professionals (9.3 percent), classified (29.1 percent), and administrators (4.4 percent).

Table II-1 lists the number of instructional teaching faculty by sex and employment status employed during fall 1994. Of the 17,613 teaching faculty employed in fall 1994, 4,547 were full-time faculty.

Table II-2 shows the total number of administrative staff by sex and employment status.

Table II-3 lists the number of full-time and part-time nonteaching professional staff by sex and employment status employed in each community college. Table II-4 provides the same information for classified or civil service type staff.

The average contractual base salaries paid to full-time teaching faculty, full-time administrative staff, and full-time nonteaching professionals are shown in Table II-5.

33

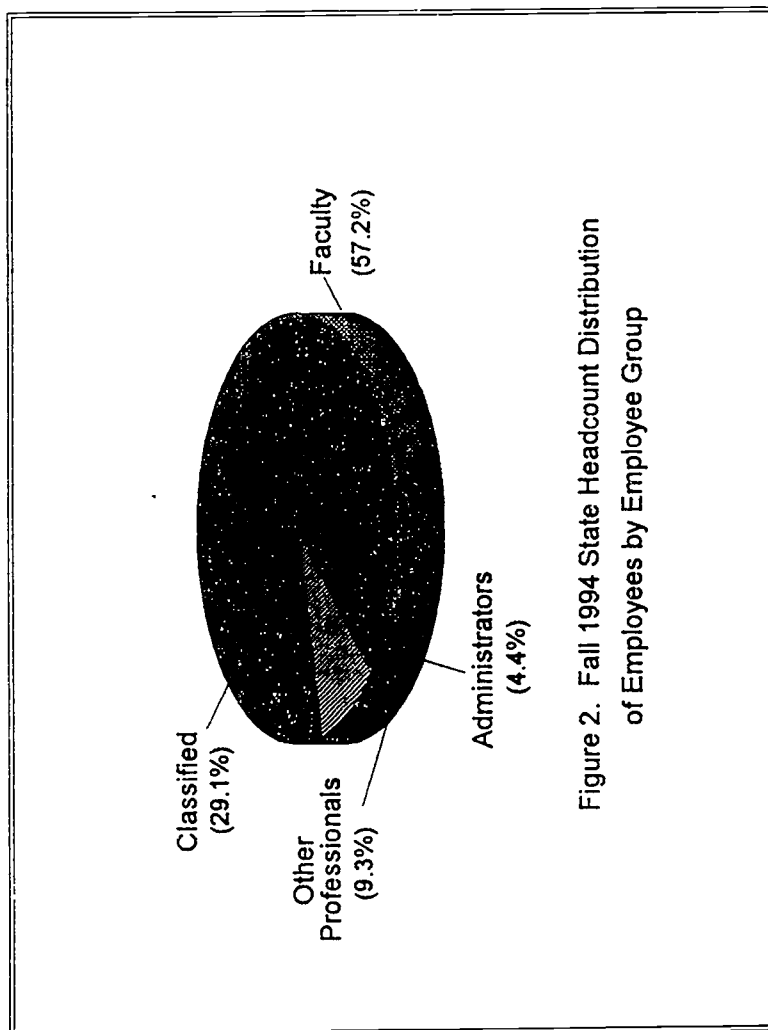


Figure 2. Fall 1994 State Headcount Distribution of Employees by Employee Group

32

Illinois Community College Board

Table II-1

SUMMARY OF INSTRUCTIONAL TEACHING FACULTY (9 AND 12 MOS.) EMPLOYED IN
ILLINOIS PUBLIC COMMUNITY COLLEGES BY SEX AND EMPLOYMENT STATUS DURING FALL 1994

| Dist. No. | District/College | Full-Time Male | Full-Time Female | Total Full-Time FTE | Part-Time Male | Part-Time Female | Total Part-Time FTE | Grand Total Headcount | Grand Total FTE |
|--------------|------------------|-------------------|---------------------|---------------------------|-------------------|---------------------|---------------------------|-----------------------------|-----------------------|
| 522 | Belleville | 72 | 44 | 116 | 512 | 402 | 250 | 1030 | 366 |
| 503 | Black Hawk | 74 | 70 | 144 | 114 | 182 | 88 | 440 | 232 |
| 508 | Chicago | (481) | (362) | (843) | (1,263) | (1,458) | (1052) | (3,564) | (1,895) |
| | Daley | 71 | 36 | 107 | 132 | 127 | 94 | 366 | 201 |
| | Kennedy-King | 52 | 44 | 96 | 101 | 136 | 92 | 333 | 188 |
| | Malcolm X | 40 | 46 | 86 | 268 | 250 | 210 | 604 | 296 |
| | Olive-Harvey | 58 | 36 | 94 | 118 | 153 | 112 | 365 | 206 |
| | Truman | 79 | 64 | 143 | 189 | 304 | 200 | 636 | 343 |
| | Washington | 109 | 94 | 203 | 196 | 210 | 160 | 609 | 363 |
| | Wright | 72 | 42 | 114 | 259 | 278 | 184 | 651 | 298 |
| 507 | Danville | 28 | 27 | 55 | 27 | 66 | 29 | 148 | 84 |
| 502 | DuPage | 149 | 134 | 283 | 441 | 437 | 420 | 1161 | 703 |
| 509 | Elgin | 57 | 49 | 106 | 150 | 166 | 119 | 422 | 225 |
| 512 | Harper | 95 | 97 | 192 | 334 | 362 | 278 | 888 | 470 |
| 540 | Heartland | 13 | 17 | 30 | 62 | 78 | 44 | 170 | 74 |
| 519 | Highland | 33 | 15 | 48 | 41 | 79 | 45 | 168 | 93 |
| 514 | Illinois Central | 111 | 61 | 172 | 240 | 227 | 136 | 639 | 308 |
| 529 | Illinois Eastern | 70 | 40 | 110 | 111 | 164 | 89 | 385 | 199 |
| 513 | Illinois Valley | 42 | 24 | 66 | 68 | 35 | 31 | 169 | 97 |
| 525 | Joliet | 93 | 53 | 146 | 208 | 151 | 29 | 505 | 175 |
| 520 | Kankakee | 26 | 25 | 51 | 42 | 51 | 29 | 144 | 80 |
| 501 | Kaskaskia | 32 | 18 | 50 | 61 | 69 | 46 | 180 | 96 |
| 523 | Kishwaukee | 33 | 32 | 65 | 69 | 107 | 51 | 241 | 116 |
| 532 | Lake County | 100 | 59 | 159 | 213 | 214 | 142 | 586 | 301 |
| 517 | Lake Land | 60 | 38 | 98 | 77 | 98 | 53 | 273 | 151 |
| 536 | Lewis & Clark | 42 | 31 | 73 | 119 | 161 | 70 | 353 | 143 |
| 526 | Lincoln Land | 68 | 47 | 115 | 157 | 132 | 71 | 404 | 186 |
| 530 | Logan | 48 | 37 | 85 | 63 | 76 | 61 | 224 | 146 |
| 528 | McHenry | 34 | 29 | 63 | 78 | 82 | 47 | 223 | 110 |
| 524 | Moraine Valley | 87 | 71 | 158 | 232 | 37 | 150 | 427 | 308 |
| 527 | Morton | 20 | 30 | 50 | 74 | 80 | 42 | 204 | 92 |
| 535 | Oakton | 60 | 71 | 131 | 254 | 198 | 161 | 583 | 292 |
| 505 | Parkland | 71 | 71 | 142 | 151 | 169 | 132 | 462 | 274 |
| 515 | Prairie State | 34 | 42 | 76 | 111 | 97 | 84 | 284 | 160 |
| 521 | Rend Lake | 31 | 30 | 61 | 47 | 74 | 33 | 182 | 94 |
| 537 | Richland | 32 | 17 | 49 | 89 | 99 | 87 | 237 | 136 |
| 511 | Rock Valley | 87 | 45 | 132 | 89 | 40 | 39 | 261 | 171 |
| 518 | Sandburg | 27 | 29 | 56 | 60 | 68 | 41 | 184 | 97 |
| 506 | Sauk Valley | 32 | 18 | 50 | 36 | 35 | 22 | 121 | 72 |
| 531 | Shawnee | 20 | 24 | 44 | 57 | 81 | 50 | 182 | 94 |
| 510 | South Suburban | 59 | 64 | 123 | 166 | 146 | 63 | 435 | 186 |
| 533 | Southeastern | 30 | 25 | 55 | 72 | 80 | 34 | 207 | 89 |
| 534 | Spoon River | 21 | 13 | 34 | 51 | 61 | 35 | 146 | 69 |
| 601 | State | 12 | 19 | 31 | 20 | 8 | 20 | 59 | 51 |
| 504 | Triton | 105 | 66 | 171 | 263 | 190 | 152 | 624 | 323 |
| 516 | Waubonsee | 35 | 35 | 70 | 186 | 316 | 134 | 572 | 204 |
| 539 | Wood | 18 | 26 | 44 | 40 | 42 | 18 | 126 | 62 |
| TOTALS | | 2,542 | 2,005 | 4,547 | 6,448 | 6,618 | 4,476 | 17,613 | 9,023 |

SOURCE OF DATA: Fiscal Year 1995 Salary Submission (C1 & C2)

Illinois Community College Board

Table II-2

SUMMARY OF ADMINISTRATIVE STAFF EMPLOYED IN
ILLINOIS PUBLIC COMMUNITY COLLEGES BY SEX AND EMPLOYMENT STATUS DURING FALL 1994

| Dist. No. | District/College | Full-Time Male | Full-time Female | Total Full-Time FTE | Part-Time Male | Part-Time Female | Total Part-Time FTE | Grand Total Headcount | Grand Total FTE |
|--------------|------------------|-------------------|---------------------|---------------------------|-------------------|---------------------|---------------------------|-----------------------------|-----------------------|
| 522 | Belleville | 24 | 8 | 32 | 33 | 29 | 33 | 94 | 65 |
| 503 | Black Hawk | 16 | 7 | 23 | 0 | 0 | 0 | 23 | 23 |
| 508 | Chicago* | (102) | (93) | (195) | (0) | (0) | (0) | (195) | (195) |
| | Daley | 9 | 7 | 16 | 0 | 0 | 0 | 16 | 16 |
| | Kennedy-King | 9 | 9 | 18 | 0 | 0 | 0 | 18 | 18 |
| | Malcolm X | 12 | 12 | 24 | 0 | 0 | 0 | 24 | 24 |
| | Olive-Harvey | 9 | 10 | 19 | 0 | 0 | 0 | 19 | 19 |
| | Truman | 10 | 14 | 24 | 0 | 0 | 0 | 24 | 24 |
| | Washington | 12 | 17 | 29 | 0 | 0 | 0 | 29 | 29 |
| | Wright | 12 | 6 | 18 | 0 | 0 | 0 | 18 | 18 |
| 507 | Danville | 17 | 16 | 33 | 0 | 0 | 0 | 33 | 33 |
| 502 | DuPage | 32 | 16 | 48 | 0 | 0 | 0 | 48 | 48 |
| 509 | Elgin | 19 | 11 | 30 | 0 | 0 | 0 | 30 | 30 |
| 512 | Harper | 21 | 10 | 31 | 0 | 0 | 0 | 31 | 31 |
| 540 | Heartland | 8 | 4 | 12 | 0 | 0 | 0 | 12 | 12 |
| 519 | Highland | 13 | 4 | 17 | 0 | 0 | 0 | 17 | 17 |
| 514 | Illinois Central | 26 | 10 | 36 | 0 | 0 | 0 | 36 | 36 |
| 529 | Illinois Eastern | 12 | 16 | 28 | 0 | 0 | 0 | 28 | 28 |
| 513 | Illinois Valley | 16 | 4 | 20 | 0 | 0 | 0 | 20 | 20 |
| 525 | Joliet | 30 | 28 | 58 | 3 | 4 | 3 | 65 | 61 |
| 520 | Kankakee | 24 | 21 | 45 | 0 | 0 | 0 | 45 | 45 |
| 501 | Kaskaskia | 14 | 16 | 30 | 2 | 12 | 4 | 44 | 34 |
| 523 | Kishwaukee | 9 | 8 | 17 | 0 | 0 | 0 | 17 | 17 |
| 532 | Lake County | 30 | 24 | 54 | 0 | 0 | 0 | 54 | 54 |
| 517 | Lake Land | 10 | 8 | 18 | 0 | 0 | 0 | 18 | 18 |
| 536 | Lewis & Clark | 18 | 6 | 24 | 0 | 0 | 0 | 24 | 24 |
| 526 | Lincoln Land | 22 | 14 | 36 | 0 | 3 | 2 | 39 | 38 |
| 530 | Logan | 20 | 5 | 25 | 0 | 0 | 0 | 25 | 25 |
| 528 | McHenry | 20 | 10 | 30 | 0 | 1 | 1 | 31 | 31 |
| 524 | Moraine Valley | 12 | 10 | 22 | 0 | 0 | 0 | 22 | 22 |
| 527 | Morton | 11 | 3 | 14 | 0 | 0 | 0 | 14 | 14 |
| 535 | Oakton | 17 | 12 | 29 | 0 | 0 | 0 | 29 | 29 |
| 505 | Parkland | 22 | 11 | 33 | 0 | 0 | 0 | 33 | 33 |
| 515 | Prairie State | 15 | 15 | 30 | 1 | 0 | 1 | 31 | 31 |
| 521 | Rend Lake | 18 | 6 | 24 | 0 | 0 | 0 | 24 | 24 |
| 537 | Richland | 10 | 6 | 16 | 1 | 0 | 0 | 17 | 16 |
| 511 | Rock Valley | 33 | 17 | 50 | 0 | 0 | 0 | 50 | 50 |
| 518 | Sandburg | 10 | 8 | 18 | 0 | 0 | 0 | 18 | 18 |
| 506 | Sauk Valley | 13 | 3 | 16 | 1 | 1 | 1 | 18 | 17 |
| 531 | Shawnee | 11 | 3 | 14 | 0 | 0 | 0 | 14 | 14 |
| 510 | South Suburban | 23 | 10 | 33 | 0 | 0 | 0 | 33 | 33 |
| 533 | Southeastern | 11 | 3 | 14 | 0 | 6 | 1 | 20 | 15 |
| 534 | Spoon River | 5 | 9 | 14 | 0 | 0 | 0 | 14 | 14 |
| 601 | State | 6 | 7 | 13 | 0 | 0 | 0 | 13 | 13 |
| 504 | Triton | 9 | 15 | 24 | 0 | 0 | 0 | 24 | 24 |
| 516 | Waubonsee | 14 | 10 | 24 | 0 | 0 | 0 | 24 | 24 |
| 539 | Wood | 9 | 4 | 13 | 0 | 0 | 0 | 13 | 13 |
| TOTALS | | 752 | 491 | 1243 | 41 | 56 | 46 | 1,340 | 1,289 |

*District totals include central administration staff.

SOURCE OF DATA: Fiscal Year 1995 Salary Submission (C1 & C2)

Illinois Community College Board

Table II-3

SUMMARY OF OTHER NONTEACHING PROFESSIONAL* STAFF (9 AND 12 MONTH) EMPLOYED IN ILLINOIS PUBLIC COMMUNITY COLLEGES BY SEX AND EMPLOYMENT STATUS DURING FALL 1994

| Dist. No. | District/College | Full-Time Male | Full-Time Female | Total Full-Time FTE | Part-Time Male | Part-Time Female | Total Part-Time FTE | Grand Total Headcount | Grand Total FTE |
|-----------|------------------|----------------|------------------|---------------------|----------------|------------------|---------------------|-----------------------|-----------------|
| 522 | Belleville | 18 | 45 | 63 | 7 | 9 | 5 | 79 | 68 |
| 503 | Black Hawk | 24 | 57 | 81 | 2 | 7 | 5 | 90 | 86 |
| 508 | Chicago** | (134) | (208) | (342) | (44) | (54) | (27) | (440) | (369) |
| | Daley | 10 | 19 | 29 | 4 | 9 | 2 | 42 | 31 |
| | Kennedy-King | 14 | 22 | 36 | 5 | 8 | 4 | 49 | 40 |
| | Malcolm X | 15 | 21 | 36 | 14 | 11 | 8 | 61 | 44 |
| | Olive-Harvey | 13 | 29 | 42 | 4 | 6 | 3 | 52 | 45 |
| | Truman | 20 | 28 | 48 | 7 | 9 | 4 | 64 | 52 |
| | Washington | 24 | 49 | 73 | 1 | 4 | 2 | 78 | 75 |
| | Wright | 10 | 9 | 19 | 8 | 7 | 4 | 34 | 23 |
| 507 | Danville | 12 | 23 | 35 | 0 | 0 | 0 | 35 | 35 |
| 502 | DuPage | 74 | 103 | 177 | 0 | 0 | 0 | 177 | 177 |
| 509 | Elgin | 30 | 31 | 61 | 1 | 8 | 5 | 70 | 66 |
| 512 | Harper | 51 | 69 | 120 | 9 | 4 | 5 | 133 | 125 |
| 540 | Heartland | 4 | 10 | 14 | 5 | 5 | 4 | 24 | 18 |
| 519 | Highland | 5 | 15 | 20 | 0 | 6 | 4 | 26 | 24 |
| 514 | Illinois Central | 37 | 62 | 99 | 13 | 15 | 8 | 127 | 107 |
| 529 | Illinois Eastern | 17 | 29 | 46 | 0 | 0 | 0 | 46 | 46 |
| 513 | Illinois Valley | 14 | 10 | 24 | 0 | 0 | 0 | 24 | 24 |
| 525 | Joliet | 19 | 13 | 32 | 32 | 49 | 17 | 113 | 49 |
| 520 | Kankakee | 9 | 32 | 41 | 0 | 0 | 0 | 41 | 41 |
| 501 | Kaskaskia | 3 | 2 | 5 | 4 | 5 | 5 | 14 | 10 |
| 523 | Kishwaukee | 10 | 34 | 44 | 0 | 0 | 0 | 44 | 44 |
| 532 | Lake County | 30 | 53 | 83 | 0 | 0 | 0 | 83 | 83 |
| 517 | Lake Land | 22 | 32 | 54 | 0 | 0 | 0 | 54 | 54 |
| 536 | Lewis & Clark | 23 | 46 | 69 | 0 | 0 | 0 | 69 | 69 |
| 526 | Lincoln Land | 13 | 36 | 49 | 0 | 0 | 0 | 49 | 49 |
| 530 | Logan | 18 | 42 | 60 | 1 | 1 | 1 | 62 | 61 |
| 528 | McHenry | 15 | 29 | 44 | 2 | 6 | 6 | 52 | 50 |
| 524 | Moraine Valley | 37 | 87 | 124 | 0 | 0 | 0 | 124 | 124 |
| 527 | Morton | 17 | 16 | 33 | 0 | 0 | 0 | 33 | 33 |
| 535 | Oakton | 30 | 68 | 98 | 1 | 8 | 3 | 107 | 101 |
| 505 | Parkland | 36 | 48 | 84 | 16 | 28 | 15 | 128 | 99 |
| 515 | Prairie State | 9 | 31 | 40 | 0 | 0 | 0 | 40 | 40 |
| 521 | Rend Lake | 10 | 24 | 34 | 3 | 4 | 3 | 41 | 37 |
| 537 | Richland | 9 | 19 | 28 | 3 | 7 | 5 | 38 | 33 |
| 511 | Rock Valley | 13 | 14 | 27 | 0 | 7 | 3 | 34 | 30 |
| 518 | Sandburg | 14 | 31 | 45 | 0 | 0 | 0 | 45 | 45 |
| 506 | Sauk Valley | 4 | 14 | 18 | 0 | 3 | 2 | 21 | 20 |
| 531 | Shawnee | 8 | 17 | 25 | 0 | 0 | 0 | 25 | 25 |
| 510 | South Suburban | 21 | 28 | 49 | 0 | 0 | 0 | 49 | 49 |
| 533 | Southeastern | 9 | 11 | 20 | 9 | 3 | 3 | 32 | 23 |
| 534 | Spoon River | 4 | 13 | 17 | 5 | 28 | 14 | 50 | 31 |
| 601 | State | 6 | 12 | 18 | 0 | 0 | 0 | 18 | 18 |
| 504 | Triton | 51 | 48 | 99 | 0 | 0 | 0 | 99 | 99 |
| 516 | Waubensee | 18 | 31 | 49 | 4 | 8 | 6 | 61 | 55 |
| 539 | Wood | 17 | 24 | 41 | 0 | 8 | 4 | 49 | 45 |
| TOTALS | | 895 | 1,517 | 2,412 | 161 | 273 | 149 | 2,846 | 2,561 |

*Other nonteaching professional staff include professional/technical, academic support, and supervisory staff.

**District totals include central administration staff.

SOURCE OF DATA: Fiscal Year 1995 Salary Submission (C1 & C2)

Illinois Community College Board

Table II-4

SUMMARY OF CIVIL SERVICE OR CLASSIFIED STAFF EMPLOYED
IN ILLINOIS PUBLIC COMMUNITY COLLEGES BY SEX AND EMPLOYMENT STATUS DURING FALL 1994

| Dist. No. | District/College | Full-Time Male | Full-Time Female | Total Full-Time FTE | Part-Time Male | Part-Time Female | Total Part-Time FTE | Grand Total Headcount | Grand Total FTE |
|--------------|------------------|-------------------|---------------------|---------------------------|-------------------|---------------------|---------------------------|-----------------------------|-----------------------|
| 522 | Belleville | 41 | 98 | 139 | 86 | 143 | 141 | 368 | 280 |
| 503 | Black Hawk | 37 | 86 | 123 | 65 | 150 | 73 | 338 | 196 |
| 508 | Chicago* | (104) | (499) | (603) | (715) | (768) | (311) | (2,086) | (914) |
| | Daley | 6 | 53 | 59 | 63 | 54 | 28 | 176 | 87 |
| | Kennedy-King | 11 | 59 | 70 | 124 | 139 | 60 | 333 | 130 |
| | Malcolm X | 13 | 56 | 69 | 99 | 104 | 48 | 272 | 117 |
| | Olive-Harvey | 10 | 67 | 77 | 88 | 86 | 40 | 251 | 117 |
| | Truman | 15 | 65 | 80 | 118 | 91 | 48 | 289 | 128 |
| | Washington | 19 | 81 | 100 | 118 | 160 | 36 | 378 | 136 |
| | Wright | 15 | 65 | 80 | 105 | 93 | 51 | 278 | 131 |
| 507 | Danville | 18 | 54 | 72 | 0 | 7 | 0 | 79 | 72 |
| 502 | DuPage | 75 | 114 | 189 | 78 | 229 | 138 | 496 | 327 |
| 509 | Elgin | 23 | 82 | 105 | 85 | 133 | 109 | 323 | 214 |
| 512 | Harper | 81 | 150 | 231 | 21 | 85 | 65 | 337 | 296 |
| 540 | Heartland | 0 | 17 | 17 | 0 | 2 | 0 | 19 | 17 |
| 519 | Highland | 18 | 32 | 50 | 1 | 12 | 7 | 63 | 57 |
| 514 | Illinois Central | 46 | 103 | 149 | 102 | 245 | 89 | 496 | 238 |
| 529 | Illinois Eastern | 23 | 82 | 105 | 20 | 55 | 32 | 180 | 137 |
| 513 | Illinois Valley | 19 | 48 | 67 | 4 | 13 | 10 | 84 | 77 |
| 525 | Joliet | 36 | 107 | 143 | 15 | 86 | 46 | 244 | 189 |
| 520 | Kankakee | 15 | 54 | 69 | 10 | 29 | 7 | 108 | 76 |
| 501 | Kaskaskia | 9 | 25 | 34 | 20 | 47 | 53 | 101 | 87 |
| 523 | Kishwaukee | 15 | 35 | 50 | 4 | 8 | 6 | 62 | 56 |
| 532 | Lake County | 56 | 110 | 166 | 4 | 38 | 21 | 208 | 187 |
| 517 | Lake Land | 13 | 46 | 59 | 14 | 136 | 83 | 209 | 142 |
| 536 | Lewis & Clark | 13 | 43 | 56 | 19 | 24 | 17 | 99 | 73 |
| 526 | Lincoln Land | 29 | 73 | 102 | 1 | 26 | 16 | 129 | 118 |
| 530 | Logan | 19 | 55 | 74 | 7 | 11 | 9 | 92 | 83 |
| 528 | McHenry | 16 | 34 | 50 | 12 | 72 | 42 | 134 | 92 |
| 524 | Moraine Valley | 29 | 77 | 106 | 11 | 57 | 68 | 174 | 174 |
| 527 | Morton | 16 | 25 | 41 | 30 | 46 | 31 | 117 | 72 |
| 535 | Oakton | 52 | 83 | 135 | 38 | 70 | 59 | 243 | 194 |
| 505 | Parkland | 29 | 72 | 101 | 2 | 17 | 9 | 120 | 110 |
| 515 | Prairie State | 7 | 42 | 49 | 0 | 8 | 4 | 57 | 53 |
| 521 | Rend Lake | 14 | 33 | 47 | 0 | 1 | 0 | 48 | 47 |
| 537 | Richland | 6 | 51 | 57 | 6 | 29 | 18 | 92 | 75 |
| 511 | Rock Valley | 40 | 94 | 134 | 17 | 23 | 20 | 174 | 154 |
| 518 | Sandburg | 13 | 37 | 50 | 2 | 3 | 3 | 55 | 53 |
| 506 | Sauk Valley | 13 | 29 | 42 | 3 | 16 | 10 | 61 | 52 |
| 531 | Shawnee | 8 | 26 | 34 | 3 | 7 | 5 | 44 | 39 |
| 510 | South Suburban | 24 | 77 | 101 | 2 | 4 | 5 | 107 | 106 |
| 533 | Southeastern | 6 | 31 | 37 | 54 | 128 | 11 | 219 | 48 |
| 534 | Spoon River | 9 | 22 | 31 | 7 | 20 | 19 | 58 | 50 |
| 601 | State | 5 | 27 | 32 | 0 | 0 | 0 | 32 | 32 |
| 504 | Triton | 86 | 152 | 238 | 145 | 236 | 190 | 619 | 428 |
| 516 | Waubonsee | 7 | 49 | 56 | 143 | 230 | 170 | 429 | 226 |
| 539 | Wood | 5 | 30 | 35 | 4 | 17 | 12 | 56 | 47 |
| TOTALS | | 1,075 | 2,904 | 3,979 | 1,809 | 3,231 | 1,931 | 9,019 | 5,910 |

*District totals include central administration staff.

SOURCE OF DATA: Fiscal Year 1995 Salary Submission (C1 & C2)

Illinois Community College Board

Table II-5

FISCAL YEAR 1995 AVERAGE CONTRACTUAL BASE SALARIES FOR
FULL-TIME TEACHING FACULTY (9 MOS.), ADMINISTRATIVE STAFF (12 MOS.),
AND NONTEACHING PROFESSIONAL STAFF (12 MOS.) IN
ILLINOIS PUBLIC COMMUNITY COLLEGES

| Dist. No. | District | Average Salary | | |
|--------------|------------------|--------------------|----------------------------|----------------------------------|
| | | 9-Month Faculty | 12-Month Administrative | 12-Month Other Professional * |
| 522 | Belleville | \$47,343 | \$56,399 | \$32,701 |
| 503 | Black Hawk | 42,631 | 60,245 | 33,004 |
| 508 | Chicago | 53,037 | 57,574 | 33,448 |
| 507 | Danville | 34,098 | 42,089 | 24,217 |
| 502 | DuPage | 50,886 | 72,172 | 35,765 |
| 509 | Elgin | 54,761 | 61,070 | 38,193 |
| 512 | Harper | 57,091 | 71,655 | 38,272 |
| 540 | Heartland | 37,760 | 57,562 | 29,420 |
| 519 | Highland | 42,128 | 47,859 | 23,582 |
| 514 | Illinois Central | 41,871 | 61,363 | 31,501 |
| 529 | Illinois Eastern | 32,495 | 44,254 | 30,150 |
| 513 | Illinois Valley | 40,539 | 50,272 | 29,221 |
| 525 | Joliet | 48,729 | 45,730 | 26,998 |
| 520 | Kankakee | 40,774 | 43,266 | 24,602 |
| 501 | Kaskaskia | 40,050 | 38,413 | -- |
| 523 | Kishwaukee | 35,711 | 54,208 | 26,024 |
| 532 | Lake County | 62,048 | 60,347 | 28,838 |
| 517 | Lake Land | 36,837 | 51,827 | 24,817 |
| 536 | Lewis & Clark | 43,414 | 49,757 | 25,987 |
| 526 | Lincoln Land | 45,859 | 50,367 | 26,268 |
| 530 | Logan | 41,247 | 55,035 | 29,111 |
| 528 | McHenry | 42,695 | 56,517 | 29,170 |
| 524 | Moraine Valley | 46,808 | 60,973 | 30,076 |
| 527 | Morton | 50,340 | 65,466 | 26,965 |
| 535 | Oakton | 57,168 | 75,079 | 35,748 |
| 505 | Parkland | 44,825 | 59,665 | 30,065 |
| 515 | Prairie State | 43,540 | 44,529 | 22,288 |
| 521 | Rend Lake | 38,229 | 47,596 | 27,893 |
| 537 | Richland | 39,333 | 57,422 | 32,108 |
| 511 | Rock Valley | 44,749 | 48,375 | 40,356 |
| 518 | Sandburg | 36,136 | 44,893 | 23,805 |
| 506 | Sauk Valley | 37,349 | 50,740 | 33,058 |
| 531 | Shawnee | 34,403 | 43,943 | 29,013 |
| 510 | South Suburban | 47,167 | 60,528 | 27,316 |
| 533 | Southeastern | 37,883 | 47,655 | 32,431 |
| 534 | Spoon River | 37,504 | 45,819 | 27,962 |
| 601 | State | 34,271 | 43,287 | 31,450 |
| 504 | Triton | 54,521 | 62,491 | 39,081 |
| 516 | Waubensee | 43,686 | 57,265 | 30,018 |
| 539 | Wood | -- | 49,573 | 27,796 |
| AVERAGES | | \$47,418 | \$54,761 | \$31,246 |

*Nonteaching professional staff include professional/technical, academic support, and supervisory staff who are not administrators.

-- = Not Applicable

SOURCE OF DATA: Fiscal Year 1995 Salary Submission (C1 & C2)

Section III

ANNUAL ENROLLMENT AND COMPLETION DATA

Section III includes data on annual enrollment and completions in fiscal year 1994 among Illinois public community colleges.

Table III-1 shows the annual unduplicated headcount enrollment by sex in Illinois public community colleges for fiscal year 1994.

Table III-2 shows the annual unduplicated headcount enrollment by program classification in Illinois public community colleges for fiscal year 1994.

Table III-3 contains more detailed data on fiscal year 1994 annual unduplicated enrollment through the use of the national program classification structure/classification of instructional program (PCS/CIP) coding system.

Table III-4 shows the fiscal year 1994 annual unduplicated enrollment by age category.

Table III-5 summarizes the fiscal year 1994 annual unduplicated enrollment by ethnic origin.

Table III-6 summarizes the highest degree previously earned for fiscal year 1994 Illinois public community college students.

Table III-7 lists the number of associate degrees awarded in transfer and general studies curricula and the number of general studies certificates awarded by each community college in fiscal year 1994.

Table III-8 shows the number of associate degrees and certificates awarded in occupational curricula and the number of vocational skills certificates awarded by each community college in fiscal year 1994.

Table III-9 contains the number of adult basic and adult secondary education certificates awarded in fiscal year 1994.

Table III-10 contains more detailed data on fiscal year 1994 annual completers through the use of the national program classification structure/classification of instructional program (PCS/CIP) coding system.

Illinois Community College Board

Table III-1

SUMMARY OF ANNUAL UNDUPLICATED HEADCOUNT ENROLLMENT BY SEX
FOR FISCAL YEAR 1994

| <u>Dist. No.</u> | <u>District/College</u> | <u>Male</u> | <u>Female</u> | <u>Total</u> |
|----------------------|-------------------------|--------------|---------------|--------------|
| 522 | Belleville | 10,675 | 13,512 | 24,187 |
| 503 | Black Hawk | 5,923 | 8,238 | 14,161 |
| 508 | Chicago | (79,754) | (90,313) | (170,067) |
| | Daley | 6,541 | 8,258 | 14,799 |
| | Kennedy-King | 7,293 | 11,157 | 18,450 |
| | Malcolm X | 19,498 | 13,854 | 33,352 |
| | Olive-Harvey | 6,116 | 9,224 | 15,340 |
| | Truman | 17,388 | 17,941 | 35,329 |
| | Washington | 12,976 | 16,577 | 29,553 |
| | Wilbur Wright | 9,942 | 13,302 | 23,244 |
| 507 | Danville | 1,703 | 3,055 | 4,758 |
| 502 | DuPage | 23,603 | 31,337 | 54,940 |
| 509 | Elgin | 7,626 | 9,211 | 16,837 |
| 512 | Harper | 12,050 | 16,093 | 28,143 |
| 540 | Heartland | 1556 | 2498 | 4,054 |
| 519 | Highland | 2,533 | 4,882 | 7,415 |
| 514 | Illinois Central | 8,646 | 11,013 | 19,659 |
| 529 | Illinois Eastern | (17,361) | (7,772) | (25,133) |
| | Frontier | 2,328 | 3,564 | 5,892 |
| | Lincoln Trail | 1,047 | 922 | 1,969 |
| | Olney Central | 718 | 1,310 | 2,028 |
| | Wabash | 13,268 | 1,976 | 15,244 |
| 513 | Illinois Valley | 2,738 | 3,800 | 6,538 |
| 525 | Joliet | 6,952 | 9,062 | 16,014 |
| 520 | Kankakee | 3,894 | 5,627 | 9,521 |
| 501 | Kaskaskia | 2,421 | 3,307 | 5,728 |
| 523 | Kishwaukee | 2,545 | 3,034 | 5,579 |
| 532 | Lake County | 11,118 | 13,941 | 25,059 |
| 517 | Lake Land | 4,656 | 4,624 | 9,280 |
| 536 | Lewis & Clark | 3,479 | 5,493 | 8,972 |
| 526 | Lincoln Land | 7,345 | 8,837 | 16,182 |
| 530 | Logan | 3,821 | 4,751 | 8,572 |
| 528 | McHenry | 4,061 | 5,552 | 9,613 |
| 524 | Moraine Valley | 9,745 | 13,049 | 22,794 |
| 527 | Morton | 3,097 | 4,301 | 7,398 |
| 535 | Oakton | 11,502 | 16,347 | 27,849 |
| 505 | Parkland | 6,167 | 8,431 | 14,598 |
| 515 | Prairie State | 4,162 | 5,666 | 9,828 |
| 521 | Rend Lake | 6,034 | 2,832 | 8,866 |
| 537 | Richland | 2,801 | 4,190 | 6,991 |
| 511 | Rock Valley | 5,984 | 8,121 | 14,105 |
| 518 | Sandburg | 2,210 | 2,675 | 4,885 |
| 506 | Sauk Valley | 1,854 | 2,784 | 4,638 |
| 531 | Shawnee | 1,496 | 2,272 | 3,768 |
| 510 | South Suburban | 6,497 | 11,070 | 17,567 |
| 533 | Southeastern | 3,468 | 2,341 | 5,809 |
| 534 | Spoon River | 1,600 | 2,386 | 3,986 |
| 601 | State | 515 | 1,217 | 1,732 |
| 504 | Triton | 12,954 | 18,465 | 31,419 |
| 516 | Waubensee | 4,612 | 6,572 | 11,184 |
| 539 | Wood | <u>1,662</u> | <u>2,785</u> | <u>4,447</u> |
| | TOTALS | 310,820 | 381,456 | 692,276 |

SOURCE OF DATA: A1 Submission

Illinois Community College Board

Table III-2

SUMMARY OF ANNUAL UNDUPLICATED HEADCOUNT ENROLLMENT BY PROGRAM CLASSIFICATION
FOR FISCAL YEAR 1994

| Dist. No. | District/College | Bacc/ Transfer | Vocational | Occupational | ABE | ASE | General Studies | General Associates | Total |
|--------------|------------------|-------------------|------------|--------------|----------|---------|--------------------|-----------------------|-----------|
| 522 | Belleville | 10,633 | 288 | 11,313 | 1,928 | 25 | 0 | 0 | 24,187 |
| 503 | Black Hawk | 5,195 | 1,210 | 4,618 | 1,540 | 1,039 | 521 | 38 | 14,161 |
| 508 | Chicago | (75,567) | (18,988) | (15,387) | (38,152) | (6,296) | (4,209) | (11,468) | (170,067) |
| | Daley | 9,346 | 1,238 | 2,107 | 1,618 | 87 | 153 | 250 | 14,799 |
| | Kennedy-King | 7,727 | 1,293 | 1,549 | 6,879 | 544 | 231 | 227 | 18,450 |
| | Malcolm X | 13,612 | 965 | 1,339 | 15,372 | 1,800 | 101 | 163 | 33,352 |
| | Olive-Harvey | 4,778 | 3,277 | 1,072 | 4,081 | 1,014 | 183 | 935 | 15,340 |
| | Truman | 21,582 | 2,216 | 1,928 | 4,284 | 201 | 1,123 | 3,995 | 35,329 |
| | Washington | 9,178 | 6,653 | 6,385 | 2,826 | 1,180 | 2,036 | 1,295 | 29,553 |
| | Wilbur Wright | 9,344 | 3,346 | 1,007 | 3,092 | 1,470 | 382 | 4,603 | 23,244 |
| 507 | Danville | 2,191 | 358 | 1,687 | 270 | 252 | 0 | 0 | 4,758 |
| 502 | DuPage | 14,754 | 15,999 | 12,353 | 3,708 | 954 | 6,865 | 307 | 54,940 |
| 509 | Elgin | 5,840 | 2,215 | 5,375 | 2,848 | 261 | 0 | 298 | 16,837 |
| 512 | Harper | 16,259 | 191 | 8,278 | 2,796 | 12 | 607 | 0 | 28,143 |
| 540 | Heartland | 3,421 | 108 | 524 | 0 | 1 | 0 | 0 | 4,054 |
| 519 | Highland | 1,613 | 2,388 | 1,324 | 526 | 333 | 1,192 | 39 | 7,415 |
| 514 | Illinois Central | 7,608 | 175 | 8,952 | 506 | 20 | 449 | 1,949 | 19,659 |
| 529 | Illinois Eastern | (3,931) | (2,768) | (15,816) | (418) | (218) | (1,664) | (318) | (25,133) |
| | Frontier | 1,446 | 2,581 | 1,099 | 241 | 79 | 325 | 121 | 5,892 |
| | Lincoln Trail | 1,061 | 128 | 565 | 129 | 44 | 12 | 30 | 1,969 |
| | Olney Central | 940 | 14 | 904 | 46 | 34 | 16 | 74 | 2,028 |
| | Wabash | 484 | 45 | 13,248 | 2 | 61 | 1,311 | 93 | 15,244 |
| 513 | Illinois Valley | 2,521 | 0 | 2,821 | 210 | 248 | 222 | 516 | 6,538 |
| 525 | Joliet | 8,700 | 130 | 5,229 | 1,114 | 388 | 204 | 249 | 16,014 |
| 520 | Kankakee | 1,831 | 1,222 | 3,494 | 1,045 | 475 | 1,065 | 389 | 9,521 |
| 501 | Kaskaskia | 1,706 | 135 | 1,957 | 167 | 449 | 579 | 735 | 5,728 |
| 523 | Kishwaukee | 2,924 | 9 | 1,554 | 548 | 233 | 311 | 0 | 5,579 |
| 532 | Lake County | 9,919 | 451 | 12,589 | 1,308 | 272 | 520 | 0 | 25,059 |
| 517 | Lake Land | 3,381 | 2,525 | 2,728 | 452 | 156 | 0 | 38 | 9,280 |
| 536 | Lewis & Clark | 3,434 | 112 | 4,261 | 441 | 340 | 345 | 39 | 8,972 |
| 526 | Lincoln Land | 10,475 | 583 | 2,461 | 0 | 773 | 1,890 | 0 | 16,182 |
| 530 | Logan | 4,749 | 489 | 2,795 | 135 | 404 | 0 | 0 | 8,572 |
| 528 | McHenry | 4,759 | 279 | 3,232 | 978 | 312 | 0 | 53 | 9,613 |
| 524 | Moraine Valley | 10,861 | 1,654 | 8,171 | 1,274 | 834 | 0 | 0 | 22,794 |
| 527 | Morton | 3,278 | 396 | 1,210 | 2,115 | 259 | 134 | 6 | 7,398 |
| 535 | Oakton | 13,967 | 4,608 | 5,671 | 3,166 | 331 | 106 | 0 | 27,849 |
| 505 | Parkland | 6,907 | 0 | 5,176 | 376 | 250 | 0 | 1,889 | 14,598 |
| 515 | Prairie State | 5,100 | 40 | 3,105 | 827 | 635 | 121 | 0 | 9,828 |
| 521 | Rend Lake | 2,453 | 3,834 | 2,200 | 134 | 245 | 0 | 0 | 8,866 |
| 537 | Richland | 3,240 | 8 | 2,708 | 671 | 223 | 139 | 2 | 6,991 |
| 511 | Rock Valley | 6,463 | 2,186 | 4,432 | 698 | 18 | 306 | 2 | 14,105 |
| 518 | Sandburg | 2,405 | 649 | 1,303 | 69 | 385 | 36 | 38 | 4,885 |
| 506 | Sauk Valley | 2,222 | 654 | 1,453 | 41 | 239 | 14 | 15 | 4,638 |
| 531 | Shawnee | 1,570 | 375 | 1,315 | 41 | 344 | 98 | 25 | 3,768 |
| 510 | South Suburban | 4,968 | 106 | 6,317 | 1,489 | 548 | 4,139 | 0 | 17,567 |
| 533 | Southeastern | 1,595 | 1,343 | 1,907 | 255 | 433 | 208 | 68 | 5,809 |
| 534 | Spoon River | 1,870 | 300 | 997 | 242 | 222 | 0 | 355 | 3,986 |
| 601 | State | 592 | 287 | 604 | 129 | 116 | 4 | 0 | 1,732 |
| 504 | Triton | 8,132 | 9,571 | 8,146 | 2,146 | 1,366 | 5 | 2,053 | 31,419 |
| 516 | Waubensee | 3,665 | 247 | 4,481 | 1,177 | 352 | 954 | 308 | 11,184 |
| 539 | Wood | 2,511 | 17 | 1,318 | 282 | 285 | 32 | 2 | 4,447 |
| TOTALS | | 283,210 | 76,898 | 189,262 | 74,222 | 20,546 | 26,939 | 21,199 | 692,276 |

SOURCE OF DATA: A1 Submission

Illinois Community College Board
Table III-3
ANNUAL UNDUPLICATED ENROLLMENT BY ACADEMIC PROGRAM BY COLLEGE
FOR FISCAL YEAR 1994

| Dist. No. | District/College | Associate in General Studies | Pre-Baccalaureate/Transfer Course Enrollees | Associate in Arts | Associate in Science | Associate in Arts & Science | Agricultural Business & Mgmt., General 12 010101 | Agricultural Mechanics, General 12 010201 | Agricultural Production, General 12 010301 | Animal Production 12 010302 | Crop Production Operations, & Mgmt. 12 010304 |
|--------------|------------------|------------------------------|--|-------------------|----------------------|-----------------------------|---|--|---|--------------------------------|--|
| 522 | Belleville | 0 | 4884 | 2736 | 3013 | 0 | 20 | 0 | 0 | 0 | 0 |
| 503 | Black Hawk | 38 | 0 | 4383 | 812 | 0 | 34 | 0 | 49 | 17 | 0 |
| 508 | Chicago | (11468) | (5302) | (64047) | (6218) | (0) | (0) | (0) | (0) | (0) | (0) |
| | Daley | 250 | 433 | 7170 | 1743 | 0 | 0 | 0 | 0 | 0 | 0 |
| | Kennedy-King | 227 | 60 | 6595 | 1072 | 0 | 0 | 0 | 0 | 0 | 0 |
| | Malcolm X | 163 | 194 | 11857 | 1561 | 0 | 0 | 0 | 0 | 0 | 0 |
| | Olive-Harvey | 935 | 611 | 3853 | 314 | 0 | 0 | 0 | 0 | 0 | 0 |
| | Truman | 3995 | 498 | 20710 | 374 | 0 | 0 | 0 | 0 | 0 | 0 |
| | Washington | 1295 | 2169 | 5967 | 1042 | 0 | 0 | 0 | 0 | 0 | 0 |
| | Wilbur Wright | 4603 | 1337 | 7895 | 112 | 0 | 0 | 0 | 0 | 0 | 0 |
| 507 | Danville | 0 | 142 | 671 | 1378 | 0 | 10 | 15 | 0 | 0 | 0 |
| 502 | DuPage | 307 | 2599 | 8965 | 3190 | 0 | 0 | 0 | 0 | 0 | 0 |
| 509 | Elgin | 298 | 105 | 3029 | 2706 | 0 | 0 | 0 | 0 | 0 | 0 |
| 512 | Harper | 0 | 8960 | 6124 | 1175 | 0 | 0 | 0 | 0 | 0 | 0 |
| 540 | Heartland | 0 | 0 | 2635 | 786 | 0 | 0 | 0 | 0 | 0 | 0 |
| 519 | Highland | 39 | 272 | 442 | 899 | 0 | 4 | 0 | 12 | 0 | 0 |
| 514 | Illinois Central | 1949 | 2814 | 0 | 0 | 4794 | 34 | 34 | 0 | 0 | 0 |
| 529 | Illinois Eastern | (318) | (2093) | (65) | (1773) | (0) | (28) | (0) | (25) | (0) | (0) |
| | Frontier | 121 | 1154 | 6 | 286 | 0 | 0 | 0 | 0 | 0 | 0 |
| | Lincoln Trail | 30 | 517 | 26 | 518 | 0 | 0 | 0 | 0 | 0 | 0 |
| | Olney Central | 74 | 340 | 11 | 589 | 0 | 0 | 0 | 0 | 0 | 0 |
| | Wabash | 93 | 82 | 22 | 380 | 0 | 28 | 0 | 25 | 0 | 0 |
| 513 | Illinois Valley | 516 | 654 | 1380 | 487 | 0 | 0 | 4 | 1 | 0 | 0 |
| 525 | Joliet | 249 | 80 | 7749 | 871 | 0 | 37 | 0 | 42 | 0 | 0 |
| 520 | Kankakee | 389 | 603 | 1136 | 92 | 0 | 4 | 1 | 0 | 0 | 0 |
| 501 | Kaskaskia | 735 | 483 | 1057 | 166 | 0 | 34 | 0 | 0 | 0 | 0 |
| 523 | Kishwaukee | 0 | 1103 | 773 | 1048 | 0 | 9 | 13 | 7 | 8 | 0 |
| 532 | Lake County | 0 | 3281 | 2738 | 3900 | 0 | 0 | 0 | 0 | 0 | 0 |
| 517 | Lake Land | 38 | 1292 | 508 | 1581 | 0 | 33 | 53 | 25 | 5 | 1 |
| 536 | Lewis & Clark | 39 | 1007 | 171 | 2256 | 0 | 25 | 0 | 0 | 0 | 0 |
| 526 | Lincoln Land | 0 | 2955 | 6095 | 1425 | 0 | 0 | 0 | 32 | 0 | 0 |
| 530 | Logan | 0 | 0 | 3682 | 1067 | 0 | 0 | 0 | 0 | 0 | 0 |
| 528 | McHenry | 53 | 2470 | 321 | 1968 | 0 | 0 | 0 | 0 | 0 | 0 |
| 524 | Moraine Valley | 0 | 4600 | 4472 | 1789 | 0 | 0 | 0 | 0 | 0 | 0 |
| 527 | Morton | 6 | 3068 | 173 | 37 | 0 | 0 | 0 | 0 | 0 | 0 |
| 535 | Oakton | 0 | 0 | 12790 | 1177 | 0 | 0 | 0 | 0 | 0 | 0 |
| 505 | Parkland | 1889 | 3113 | 2073 | 1721 | 0 | 61 | 0 | 0 | 18 | 0 |
| 515 | Prairie State | 0 | 0 | 4500 | 600 | 0 | 0 | 0 | 0 | 0 | 0 |
| 521 | Rend Lake | 0 | 1170 | 896 | 387 | 0 | 27 | 35 | 17 | 0 | 0 |
| 537 | Richland | 2 | 1062 | 710 | 1468 | 0 | 1 | 0 | 0 | 0 | 0 |
| 511 | Rock Valley | 2 | 703 | 4379 | 1381 | 0 | 0 | 0 | 0 | 0 | 0 |
| 518 | Sandburg | 38 | 956 | 687 | 762 | 0 | 0 | 5 | 15 | 0 | 0 |
| 506 | Sauk Valley | 15 | 520 | 246 | 1456 | 0 | 0 | 0 | 0 | 0 | 0 |
| 531 | Shawnee | 25 | 283 | 326 | 961 | 0 | 4 | 0 | 2 | 0 | 0 |
| 510 | South Suburban | 0 | 1060 | 2692 | 1216 | 0 | 0 | 0 | 0 | 0 | 0 |
| 533 | Southeastern | 68 | 636 | 467 | 492 | 0 | 0 | 12 | 0 | 0 | 0 |
| 534 | Spoon River | 355 | 720 | 854 | 296 | 0 | 0 | 30 | 22 | 0 | 0 |
| 601 | State | 0 | 169 | 238 | 185 | 0 | 0 | 0 | 0 | 0 | 0 |
| 504 | Triton | 2053 | 2377 | 3019 | 2736 | 0 | 0 | 0 | 0 | 0 | 0 |
| 516 | Waubensee | 308 | 1593 | 729 | 1343 | 0 | 0 | 0 | 0 | 0 | 0 |
| 539 | Wood | 2 | 645 | 429 | 1437 | 0 | 50 | 0 | 1 | 27 | 0 |
| TOTALS | | 21199 | 63774 | 158387 | 56255 | 4794 | 415 | 202 | 250 | 75 | 1 |

SOURCE OF DATA: A1 Submission

Illinois Community College Board
Table III-3
ANNUAL UNDUPLICATED ENROLLMENT BY ACADEMIC PROGRAM BY COLLEGE
FOR FISCAL YEAR 1994

| Dist. No. District/College | Agricultural Food Prod. Process Oper/Mgmt. 12 010401 | Agricultural Services & Supplies, General 12 010501 | Horsehandling & Care 12 010507 | Horticulture, General 12 010601 | Arbiculture 12 010602 | Ornamental Horticulture 12 010603 | Greenhouse Operation & Management 12 010604 | Landscaping 12 010605 | Nursery Operation & Management 12 010606 | Turf Management 12 010607 |
|-------------------------------|---|--|-----------------------------------|------------------------------------|--------------------------|--------------------------------------|--|--------------------------|---|------------------------------|
| 522 Belleville | 0 | 0 | 0 | 122 | 0 | 0 | 0 | 0 | 0 | 0 |
| 503 Black Hawk | 0 | 0 | 43 | 29 | 0 | 0 | 0 | 0 | 0 | 0 |
| 508 Chicago | (0) | (0) | (0) | (1) | (0) | (0) | (0) | (0) | (0) | (0) |
| Daley | 0 | 0 | 0 | 0 | 0 | 0 | 0 | 0 | 0 | 0 |
| Kennedy-King | 0 | 0 | 0 | 0 | 0 | 0 | 0 | 0 | 0 | 0 |
| Malcolm X | 0 | 0 | 0 | 0 | 0 | 0 | 0 | 0 | 0 | 0 |
| Olive-Harvey | 0 | 0 | 0 | 0 | 0 | 0 | 0 | 0 | 0 | 0 |
| Truman | 0 | 0 | 0 | 0 | 0 | 0 | 0 | 0 | 0 | 0 |
| Washington | 0 | 0 | 0 | 1 | 0 | 0 | 0 | 0 | 0 | 0 |
| Wilbur Wright | 0 | 0 | 0 | 0 | 0 | 0 | 0 | 0 | 0 | 0 |
| 507 Danville | 0 | 0 | 0 | 0 | 0 | 23 | 0 | 38 | 0 | 0 |
| 502 DuPage | 0 | 0 | 0 | 181 | 0 | 11 | 8 | 37 | 1 | 5 |
| 509 Elgin | 0 | 0 | 0 | 0 | 0 | 0 | 0 | 0 | 0 | 0 |
| 512 Harper | 0 | 0 | 0 | 52 | 0 | 0 | 0 | 2 | 0 | 0 |
| 540 Heartland | 0 | 0 | 0 | 0 | 0 | 0 | 0 | 0 | 0 | 0 |
| 519 Highland | 0 | 0 | 0 | 0 | 0 | 0 | 0 | 0 | 0 | 0 |
| 514 Illinois Central | 0 | 0 | 0 | 101 | 0 | 0 | 0 | 14 | 0 | 2 |
| 529 Illinois Eastern | (0) | (0) | (0) | (35) | (0) | (0) | (0) | (0) | (0) | (0) |
| Frontier | 0 | 0 | 0 | 0 | 0 | 0 | 0 | 0 | 0 | 0 |
| Lincoln Trail | 0 | 0 | 0 | 35 | 0 | 0 | 0 | 0 | 0 | 0 |
| Olney Central | 0 | 0 | 0 | 0 | 0 | 0 | 0 | 0 | 0 | 0 |
| Wabash | 0 | 0 | 0 | 0 | 0 | 0 | 0 | 0 | 0 | 0 |
| 513 Illinois Valley | 0 | 6 | 0 | 0 | 0 | 0 | 0 | 0 | 0 | 0 |
| 525 Joliet | 0 | 0 | 0 | 180 | 0 | 23 | 7 | 5 | 2 | 0 |
| 520 Kankakee | 0 | 0 | 0 | 0 | 0 | 0 | 0 | 0 | 0 | 0 |
| 501 Kaskaskia | 0 | 0 | 0 | 30 | 0 | 0 | 0 | 0 | 0 | 0 |
| 523 Kishwaukee | 0 | 0 | 0 | 20 | 1 | 7 | 16 | 30 | 3 | 33 |
| 532 Lake County | 0 | 0 | 0 | 3 | 11 | 33 | 0 | 104 | 0 | 21 |
| 517 Lake Land | 0 | 0 | 0 | 0 | 0 | 0 | 0 | 0 | 0 | 0 |
| 536 Lewis & Clark | 0 | 0 | 0 | 0 | 0 | 0 | 0 | 0 | 0 | 11 |
| 526 Lincoln Land | 0 | 0 | 0 | 0 | 0 | 0 | 0 | 0 | 0 | 0 |
| 530 Logan | 0 | 0 | 0 | 0 | 0 | 0 | 0 | 0 | 0 | 0 |
| 528 McHenry | 0 | 0 | 0 | 62 | 0 | 33 | 0 | 25 | 0 | 0 |
| 524 Moraine Valley | 0 | 0 | 0 | 0 | 0 | 0 | 0 | 0 | 0 | 0 |
| 527 Morton | 0 | 0 | 0 | 0 | 0 | 0 | 0 | 0 | 0 | 0 |
| 535 Oakton | 0 | 0 | 0 | 0 | 0 | 0 | 0 | 0 | 0 | 0 |
| 505 Parkland | 0 | 0 | 0 | 0 | 0 | 0 | 0 | 0 | 0 | 0 |
| 515 Prairie State | 0 | 0 | 0 | 0 | 0 | 0 | 0 | 0 | 0 | 0 |
| 521 Rend Lake | 0 | 0 | 0 | 28 | 0 | 0 | 0 | 0 | 0 | 0 |
| 537 Richland | 2 | 7 | 0 | 62 | 0 | 0 | 0 | 0 | 0 | 0 |
| 511 Rock Valley | 0 | 0 | 0 | 0 | 0 | 0 | 0 | 0 | 0 | 0 |
| 518 Sandburg | 0 | 0 | 0 | 0 | 0 | 0 | 0 | 0 | 0 | 0 |
| 506 Sauk Valley | 0 | 0 | 0 | 0 | 0 | 0 | 0 | 0 | 0 | 0 |
| 531 Shawnee | 0 | 0 | 0 | 4 | 0 | 0 | 0 | 0 | 2 | 0 |
| 510 South Suburban | 0 | 0 | 0 | 0 | 0 | 0 | 0 | 0 | 0 | 0 |
| 533 Southeastern | 0 | 0 | 0 | 43 | 1 | 0 | 1 | 0 | 0 | 0 |
| 534 Spoon River | 0 | 0 | 0 | 9 | 0 | 0 | 0 | 0 | 0 | 0 |
| 601 State | 0 | 0 | 0 | 0 | 0 | 0 | 0 | 0 | 0 | 0 |
| 504 Triton | 0 | 0 | 0 | 0 | 0 | 0 | 29 | 46 | 0 | 0 |
| 516 Waubensee | 0 | 0 | 0 | 0 | 0 | 0 | 0 | 0 | 0 | 0 |
| 539 Wood | 0 | 0 | 0 | 0 | 0 | 0 | 0 | 0 | 0 | 0 |
| TOTALS | 2 | 13 | 43 | 962 | 13 | 130 | 61 | 301 | 8 | 72 |

SOURCE OF DATA: A1 Submission

Illinois Community College Board
Table III-3
ANNUAL UNDUPLICATED ENROLLMENT BY ACADEMIC PROGRAM BY COLLEGE
FOR FISCAL YEAR 1994

| Dist. No. District/College | Parks & Grounds Management 12 010610 | Agribusiness & Agricultural Production, Other 12 019, 99 | Forestry Production & Processing, General 12 030401 | Wildlife Management 12 030601 | Interior Architecture 12 040501 | Fashion Merchandising 12 080102 | Entrepreneurship 12 080301 | Financial Services Marketing, General 12 080401 | Food Products Retailing & Wholesaling Oper. 12 080601 | Industrial Marketing 12 080702 |
|-------------------------------|---|---|--|----------------------------------|------------------------------------|------------------------------------|-------------------------------|--|--|-----------------------------------|
| 522 Belleville | 0 | 7 | 0 | 0 | 0 | 0 | 0 | 0 | 0 | 0 |
| 503 Black Hawk | 0 | 0 | 0 | 0 | 0 | 30 | 0 | 0 | 0 | 0 |
| 508 Chicago | (0) | (0) | (0) | (0) | (0) | (0) | (0) | (0) | (0) | (0) |
| Daley | 0 | 0 | 0 | 0 | 0 | 0 | 0 | 0 | 0 | 0 |
| Kennedy-King | 0 | 0 | 0 | 0 | 0 | 0 | 0 | 0 | 0 | 0 |
| Malcolm X | 0 | 0 | 0 | 0 | 0 | 0 | 0 | 0 | 0 | 0 |
| Olive-Harvey | 0 | 0 | 0 | 0 | 0 | 0 | 0 | 0 | 0 | 0 |
| Truman | 0 | 0 | 0 | 0 | 0 | 0 | 0 | 0 | 0 | 0 |
| Washington | 0 | 0 | 0 | 0 | 0 | 0 | 0 | 0 | 0 | 0 |
| Wilbur Wright | 0 | 0 | 0 | 0 | 0 | 0 | 0 | 0 | 0 | 0 |
| 507 Danville | 0 | 1 | 0 | 0 | 0 | 0 | 0 | 0 | 0 | 0 |
| 502 DuPage | 0 | 0 | 0 | 0 | 0 | 71 | 0 | 0 | 13 | 0 |
| 509 Elgin | 0 | 0 | 0 | 0 | 0 | 0 | 0 | 1 | 0 | 0 |
| 512 Harper | 19 | 41 | 0 | 0 | 0 | 61 | 0 | 0 | 0 | 3 |
| 540 Heartland | 0 | 0 | 0 | 0 | 0 | 0 | 0 | 0 | 0 | 0 |
| 519 Highland | 0 | 0 | 0 | 0 | 0 | 0 | 0 | 0 | 0 | 0 |
| 514 Illinois Central | 0 | 69 | 0 | 0 | 0 | 0 | 0 | 4 | 0 | 0 |
| 529 Illinois Eastern | (2) | (5) | (0) | (0) | (0) | (0) | (0) | (0) | (0) | (0) |
| Frontier | 0 | 0 | 0 | 0 | 0 | 0 | 0 | 0 | 0 | 0 |
| Lincoln Trail | 0 | 0 | 0 | 0 | 0 | 0 | 0 | 0 | 0 | 0 |
| Olney Central | 0 | 0 | 0 | 0 | 0 | 0 | 0 | 0 | 0 | 0 |
| Wabash | 2 | 5 | 0 | 0 | 0 | 0 | 0 | 0 | 0 | 0 |
| 513 Illinois Valley | 0 | 22 | 0 | 0 | 0 | 0 | 0 | 0 | 0 | 0 |
| 525 Joliet | 0 | 0 | 0 | 0 | 0 | 41 | 0 | 0 | 2 | 0 |
| 520 Kankakee | 0 | 2 | 0 | 0 | 0 | 0 | 0 | 0 | 0 | 0 |
| 501 Kaskaskia | 0 | 6 | 0 | 0 | 0 | 0 | 0 | 0 | 0 | 0 |
| 523 Kishwaukee | 0 | 12 | 0 | 0 | 0 | 0 | 0 | 0 | 0 | 0 |
| 532 Lake County | 0 | 56 | 0 | 0 | 0 | 0 | 0 | 0 | 0 | 0 |
| 517 Lake Land | 0 | 0 | 0 | 0 | 0 | 0 | 0 | 0 | 0 | 0 |
| 536 Lewis & Clark | 0 | 11 | 0 | 0 | 0 | 0 | 0 | 0 | 0 | 0 |
| 526 Lincoln Land | 0 | 0 | 0 | 0 | 0 | 0 | 0 | 0 | 0 | 0 |
| 530 Logan | 0 | 13 | 0 | 0 | 0 | 24 | 0 | 0 | 0 | 0 |
| 528 McHenry | 0 | 66 | 0 | 0 | 0 | 0 | 0 | 0 | 0 | 0 |
| 524 Moraine Valley | 0 | 0 | 0 | 0 | 0 | 6 | 0 | 2 | 0 | 0 |
| 527 Morton | 0 | 0 | 0 | 0 | 0 | 0 | 0 | 0 | 0 | 0 |
| 535 Oakton | 0 | 0 | 0 | 0 | 2 | 0 | 0 | 24 | 0 | 0 |
| 505 Parkland | 0 | 17 | 0 | 0 | 0 | 0 | 0 | 0 | 0 | 0 |
| 515 Prairie State | 0 | 0 | 0 | 0 | 0 | 0 | 0 | 0 | 0 | 0 |
| 521 Rend Lake | 0 | 12 | 0 | 0 | 0 | 0 | 0 | 0 | 0 | 0 |
| 537 Richland | 0 | 0 | 0 | 0 | 0 | 0 | 0 | 0 | 0 | 0 |
| 511 Rock Valley | 0 | 0 | 0 | 0 | 0 | 0 | 0 | 0 | 0 | 0 |
| 518 Sandburg | 0 | 0 | 0 | 0 | 0 | 4 | 0 | 0 | 0 | 0 |
| 506 Sauk Valley | 0 | 0 | 0 | 0 | 0 | 0 | 0 | 0 | 0 | 0 |
| 531 Shawnee | 1 | 0 | 0 | 11 | 0 | 0 | 0 | 0 | 0 | 0 |
| 510 South Suburban | 0 | 0 | 0 | 0 | 0 | 32 | 2 | 0 | 0 | 0 |
| 533 Southeastern | 0 | 0 | 42 | 35 | 0 | 0 | 0 | 0 | 0 | 0 |
| 534 Spoon River | 0 | 0 | 0 | 0 | 0 | 0 | 0 | 0 | 0 | 0 |
| 601 State | 0 | 0 | 0 | 0 | 0 | 0 | 0 | 0 | 0 | 0 |
| 504 Triton | 0 | 16 | 0 | 0 | 0 | 38 | 0 | 15 | 0 | 0 |
| 516 Waubesa | 0 | 1 | 0 | 0 | 0 | 3 | 0 | 0 | 0 | 0 |
| 539 Wood | 0 | 85 | 0 | 0 | 0 | 2 | 0 | 0 | 0 | 0 |
| TOTALS | 22 | 442 | 42 | 46 | 2 | 312 | 2 | 46 | 15 | 3 |

SOURCE OF DATA: A1 Submission

Illinois Community College Board

Table III-3

ANNUAL UNDUPLICATED ENROLLMENT BY ACADEMIC PROGRAM BY COLLEGE
FOR FISCAL YEAR 1994

| Dist. No. District/College | Retailing 12 080705 | General Marketing/Sales 12 080706 | Distribution Operations, General 12 080709 | Marketing-Recreational Services 12 080903 | Insurance Marketing 12 081001 | Travel Services Marketing 12 081105 | Automotive Vehicles/Accessories Marketing 12 081203 | Marketing & Distribution, Other 12 089999 | Advertising 12 090201 | Print Journalism 12 090401 |
|-------------------------------|------------------------|--------------------------------------|---|--|----------------------------------|--|--|--|--------------------------|-------------------------------|
| 522 Belleville | 3 | 107 | 0 | 0 | 0 | 0 | 0 | 25 | 0 | 0 |
| 503 Black Hawk | 28 | 0 | 0 | 0 | 0 | 0 | 0 | 0 | 0 | 0 |
| 508 Chicago | (7) | (129) | (0) | (0) | (0) | (47) | (0) | (0) | (16) | (0) |
| Daley | 0 | 20 | 0 | 0 | 0 | 0 | 0 | 0 | 16 | 0 |
| Kennedy-King | 0 | 3 | 0 | 0 | 0 | 0 | 0 | 0 | 0 | 0 |
| Malcolm X | 0 | 6 | 0 | 0 | 0 | 0 | 0 | 0 | 0 | 0 |
| Olive-Harvey | 0 | 2 | 0 | 0 | 0 | 0 | 0 | 0 | 0 | 0 |
| Truman | 0 | 21 | 0 | 0 | 0 | 0 | 0 | 0 | 0 | 0 |
| Washington | 7 | 54 | 0 | 0 | 0 | 47 | 0 | 0 | 0 | 0 |
| Wilbur Wright | 0 | 23 | 0 | 0 | 0 | 0 | 0 | 0 | 0 | 0 |
| 507 Danville | 0 | 111 | 1 | 0 | 0 | 0 | 0 | 10 | 0 | 0 |
| 502 DuPage | 0 | 211 | 86 | 0 | 0 | 730 | 0 | 0 | 0 | 0 |
| 509 Elgin | 6 | 3 | 0 | 0 | 0 | 162 | 0 | 0 | 0 | 0 |
| 512 Harper | 0 | 154 | 131 | 0 | 21 | 0 | 0 | 28 | 0 | 48 |
| 540 Heartland | 0 | 0 | 0 | 0 | 0 | 0 | 0 | 0 | 0 | 0 |
| 519 Highland | 0 | 18 | 0 | 0 | 0 | 0 | 0 | 9 | 0 | 0 |
| 514 Illinois Central | 0 | 126 | 6 | 0 | 0 | 0 | 0 | 320 | 0 | 0 |
| 529 Illinois Eastern | (55) | (0) | (0) | (0) | (0) | (0) | (0) | (1) | (0) | (0) |
| Frontier | 0 | 0 | 0 | 0 | 0 | 0 | 0 | 0 | 0 | 0 |
| Lincoln Trail | 0 | 0 | 0 | 0 | 0 | 0 | 0 | 0 | 0 | 0 |
| Olney Central | 0 | 0 | 0 | 0 | 0 | 0 | 0 | 0 | 0 | 0 |
| Wabash | 55 | 0 | 0 | 0 | 0 | 0 | 0 | 1 | 0 | 0 |
| 513 Illinois Valley | 0 | 37 | 0 | 0 | 0 | 0 | 0 | 5 | 0 | 0 |
| 525 Joliet | 5 | 74 | 0 | 0 | 0 | 0 | 0 | 0 | 0 | 0 |
| 520 Kankakee | 0 | 142 | 0 | 0 | 0 | 0 | 0 | 5 | 0 | 0 |
| 501 Kaskaskia | 2 | 0 | 0 | 0 | 0 | 0 | 0 | 1 | 0 | 0 |
| 523 Kishwaukee | 0 | 0 | 0 | 0 | 0 | 0 | 0 | 6 | 0 | 0 |
| 532 Lake County | 31 | 80 | 0 | 0 | 0 | 0 | 0 | 8 | 0 | 0 |
| 517 Lake Land | 140 | 0 | 0 | 0 | 0 | 0 | 0 | 0 | 0 | 0 |
| 536 Lewis & Clark | 0 | 0 | 0 | 0 | 0 | 0 | 2 | 2 | 0 | 0 |
| 526 Lincoln Land | 0 | 21 | 0 | 0 | 0 | 0 | 0 | 0 | 0 | 0 |
| 530 Logan | 5 | 87 | 0 | 0 | 0 | 84 | 0 | 0 | 0 | 0 |
| 528 McHenry | 4 | 17 | 0 | 0 | 0 | 0 | 0 | 424 | 0 | 0 |
| 524 Moraine Valley | 40 | 0 | 9 | 16 | 0 | 203 | 0 | 0 | 0 | 0 |
| 527 Morton | 0 | 1 | 0 | 0 | 0 | 0 | 0 | 0 | 0 | 0 |
| 535 Oakton | 7 | 173 | 69 | 0 | 1 | 0 | 0 | 0 | 0 | 0 |
| 505 Parkland | 16 | 69 | 7 | 0 | 0 | 62 | 0 | 28 | 29 | 12 |
| 515 Prairie State | 0 | 14 | 0 | 0 | 0 | 0 | 0 | 0 | 0 | 0 |
| 521 Rend Lake | 0 | 12 | 0 | 0 | 0 | 0 | 0 | 0 | 0 | 0 |
| 537 Richland | 33 | 0 | 0 | 0 | 0 | 0 | 0 | 1 | 0 | 0 |
| 511 Rock Valley | 0 | 76 | 0 | 0 | 0 | 0 | 0 | 0 | 0 | 0 |
| 518 Sandburg | 0 | 31 | 0 | 0 | 0 | 0 | 0 | 0 | 0 | 0 |
| 506 Sauk Valley | 0 | 28 | 0 | 0 | 0 | 0 | 0 | 0 | 0 | 0 |
| 531 Shawnee | 0 | 0 | 0 | 0 | 0 | 0 | 0 | 0 | 0 | 0 |
| 510 South Suburban | 1 | 103 | 0 | 0 | 0 | 0 | 0 | 0 | 0 | 0 |
| 533 Southeastern | 0 | 0 | 0 | 0 | 0 | 0 | 0 | 0 | 0 | 0 |
| 534 Spoon River | 0 | 0 | 0 | 0 | 0 | 0 | 0 | 2 | 0 | 0 |
| 601 State | 0 | 0 | 0 | 0 | 0 | 0 | 0 | 0 | 0 | 0 |
| 504 Triton | 10 | 68 | 34 | 0 | 0 | 0 | 0 | 8 | 0 | 0 |
| 516 Waubensee | 22 | 0 | 0 | 0 | 0 | 70 | 0 | 0 | 0 | 0 |
| 539 Wood | 0 | 8 | 0 | 0 | 0 | 0 | 0 | 0 | 0 | 0 |
| TOTALS | 415 | 1900 | 343 | 16 | 22 | 1358 | 2 | 883 | 45 | 60 |

SOURCE OF DATA: A1 Submission

Illinois Community College Board

Table III-3

ANNUAL UNDUPLICATED ENROLLMENT BY ACADEMIC PROGRAM BY COLLEGE
FOR FISCAL YEAR 1994

| Dist. No. District/College | Public Relations 12 090501 | Radio/Television, General 12 090701 | Educational Media Technology 12 100101 | Radio & Television Production 12 100104 | Vocational Media Course Enrollees 12 109999 | Funeral Services 12 120301 | Barbering 12 120402 | Cosmetology 12 120403 | Baker/Pastry Chef 12 120501 | Culinary Arts/Chef Training 12 120503 |
|-------------------------------|-------------------------------|--|---|--|--|-------------------------------|------------------------|--------------------------|--------------------------------|--|
| 522 Belleville | 0 | 0 | 0 | 0 | 0 | 0 | 0 | 96 | 0 | 40 |
| 503 Black Hawk | 0 | 0 | 0 | 9 | 0 | 0 | 1 | 6 | 2 | 69 |
| 508 Chicago | (0) | (108) | (0) | (0) | (0) | (62) | (0) | (394) | (18) | (252) |
| Daley | 0 | 0 | 0 | 0 | 0 | 0 | 0 | 0 | 0 | 0 |
| Kennedy-King | 0 | 108 | 0 | 0 | 0 | 0 | 0 | 0 | 0 | 0 |
| Malcolm X | 0 | 0 | 0 | 0 | 0 | 62 | 0 | 0 | 0 | 0 |
| Olive-Harvey | 0 | 0 | 0 | 0 | 0 | 0 | 0 | 0 | 0 | 0 |
| Truman | 0 | 0 | 0 | 0 | 0 | 0 | 0 | 394 | 0 | 0 |
| Washington | 0 | 0 | 0 | 0 | 0 | 0 | 0 | 0 | 18 | 252 |
| Wilbur Wright | 0 | 0 | 0 | 0 | 0 | 0 | 0 | 0 | 0 | 0 |
| 507 Danville | 0 | 0 | 0 | 0 | 0 | 0 | 0 | 0 | 0 | 0 |
| 502 DuPage | 0 | 0 | 235 | 0 | 0 | 0 | 0 | 0 | 19 | 79 |
| 509 Elgin | 0 | 0 | 0 | 0 | 0 | 0 | 0 | 0 | 1 | 172 |
| 512 Harper | 0 | 0 | 0 | 0 | 0 | 0 | 0 | 0 | 3 | 12 |
| 540 Heartland | 0 | 0 | 0 | 0 | 0 | 0 | 0 | 0 | 0 | 0 |
| 519 Highland | 0 | 0 | 0 | 0 | 0 | 0 | 0 | 72 | 0 | 0 |
| 514 Illinois Central | 0 | 0 | 0 | 0 | 0 | 0 | 0 | 0 | 0 | 0 |
| 529 Illinois Eastern | (0) | (25) | (0) | (0) | (0) | (0) | (0) | (37) | (0) | (56) |
| Frontier | 0 | 0 | 0 | 0 | 0 | 0 | 0 | 0 | 0 | 0 |
| Lincoln Trail | 0 | 0 | 0 | 0 | 0 | 0 | 0 | 0 | 0 | 56 |
| Olney Central | 0 | 0 | 0 | 0 | 0 | 0 | 0 | 21 | 0 | 0 |
| Wabash | 0 | 25 | 0 | 0 | 0 | 0 | 0 | 16 | 0 | 0 |
| 513 Illinois Valley | 0 | 0 | 0 | 0 | 0 | 0 | 0 | 0 | 0 | 27 |
| 525 Joliet | 0 | 0 | 0 | 0 | 0 | 0 | 0 | 0 | 0 | 222 |
| 520 Kankakee | 0 | 0 | 0 | 0 | 0 | 0 | 0 | 2 | 0 | 0 |
| 501 Kaskaskia | 0 | 0 | 0 | 0 | 0 | 0 | 0 | 77 | 0 | 22 |
| 523 Kishwaukee | 0 | 0 | 0 | 0 | 0 | 0 | 0 | 0 | 0 | 0 |
| 532 Lake County | 0 | 0 | 0 | 0 | 0 | 0 | 0 | 0 | 0 | 12 |
| 517 Lake Land | 0 | 24 | 0 | 0 | 0 | 0 | 0 | 96 | 0 | 0 |
| 536 Lewis & Clark | 0 | 46 | 0 | 0 | 0 | 0 | 0 | 0 | 0 | 0 |
| 526 Lincoln Land | 0 | 0 | 0 | 0 | 0 | 0 | 0 | 0 | 0 | 0 |
| 530 Logan | 0 | 0 | 0 | 0 | 0 | 0 | 0 | 107 | 0 | 0 |
| 528 McHenry | 0 | 0 | 0 | 0 | 0 | 0 | 0 | 0 | 0 | 0 |
| 524 Moraine Valley | 0 | 0 | 0 | 0 | 5 | 0 | 0 | 0 | 0 | 0 |
| 527 Morton | 0 | 0 | 0 | 0 | 0 | 0 | 0 | 0 | 0 | 0 |
| 535 Oakton | 0 | 0 | 0 | 0 | 0 | 0 | 0 | 0 | 0 | 0 |
| 505 Parkland | 19 | 36 | 0 | 13 | 31 | 0 | 0 | 0 | 0 | 0 |
| 515 Prairie State | 0 | 0 | 0 | 0 | 0 | 0 | 0 | 0 | 0 | 0 |
| 521 Rend Lake | 0 | 0 | 0 | 0 | 0 | 0 | 0 | 0 | 0 | 120 |
| 537 Richland | 0 | 0 | 0 | 0 | 0 | 0 | 0 | 0 | 0 | 0 |
| 511 Rock Valley | 0 | 0 | 0 | 0 | 0 | 0 | 0 | 0 | 0 | 0 |
| 518 Sandburg | 0 | 0 | 0 | 0 | 0 | 0 | 0 | 45 | 0 | 0 |
| 506 Sauk Valley | 0 | 0 | 0 | 0 | 0 | 0 | 0 | 0 | 0 | 0 |
| 531 Shawnee | 0 | 0 | 0 | 0 | 0 | 0 | 0 | 48 | 0 | 25 |
| 510 South Suburban | 0 | 0 | 0 | 0 | 0 | 0 | 0 | 55 | 0 | 0 |
| 533 Southeastern | 0 | 0 | 0 | 0 | 0 | 0 | 0 | 97 | 0 | 7 |
| 534 Spoon River | 0 | 0 | 0 | 0 | 0 | 0 | 0 | 0 | 0 | 10 |
| 601 State | 0 | 0 | 0 | 0 | 0 | 0 | 0 | 0 | 0 | 0 |
| 504 Triton | 0 | 0 | 0 | 3 | 1 | 0 | 0 | 0 | 0 | 82 |
| 516 Waubensee | 0 | 0 | 0 | 0 | 0 | 0 | 0 | 0 | 0 | 0 |
| 539 Wood | 0 | 0 | 0 | 52 | 0 | 0 | 0 | 55 | 0 | 0 |
| TOTALS | 19 | 239 | 235 | 77 | 37 | 62 | 1 | 1187 | 43 | 1207 |

SOURCE OF DATA: A1 Submission

Illinois Community College Board

Table III-3

ANNUAL UNDUPLICATED ENROLLMENT BY ACADEMIC PROGRAM BY COLLEGE
FOR FISCAL YEAR 1994

| Dist. No. District/College | Food & Beverage/Restaurant Operations Manager 12 120504 | Teacher Assistant/Aide 12 131501 | Civil Technology 12 150201 | Computer Technology 12 150301 | Electronic Technology 12 150303 | Laser-Optic Technology 12 150304 | Telecommunication Electronics Technology 12 150310 | Biomedical Equipment Technology 12 150401 | Computer Servicing Technology 12 150402 | Electromechanical Technology 12 150403 |
|-------------------------------|--|-------------------------------------|-------------------------------|----------------------------------|------------------------------------|-------------------------------------|---|--|--|---|
| 522 Belleville | 64 | 0 | 0 | 0 | 11 | 0 | 0 | 0 | 0 | 0 |
| 503 Black Hawk | 0 | 0 | 24 | 0 | 0 | 0 | 0 | 0 | 62 | 73 |
| 508 Chicago | (70) | (165) | (0) | (0) | (24) | (0) | (6) | (0) | (158) | (0) |
| Daley | 0 | 0 | 0 | 0 | 0 | 0 | 6 | 0 | 56 | 0 |
| Kennedy-King | 48 | 31 | 0 | 0 | 0 | 0 | 0 | 0 | 0 | 0 |
| Malcolm X | 1 | 30 | 0 | 0 | 0 | 0 | 0 | 0 | 0 | 0 |
| Olive-Harvey | 0 | 0 | 0 | 0 | 0 | 0 | 0 | 0 | 100 | 0 |
| Truman | 0 | 0 | 0 | 0 | 24 | 0 | 0 | 0 | 0 | 0 |
| Washington | 21 | 44 | 0 | 0 | 0 | 0 | 0 | 0 | 2 | 0 |
| Wilbur Wright | 0 | 0 | 0 | 0 | 0 | 0 | 0 | 0 | 0 | 0 |
| 507 Danville | 0 | 19 | 0 | 0 | 0 | 0 | 0 | 0 | 41 | 0 |
| 502 DuPage | 108 | 0 | 0 | 0 | 272 | 0 | 0 | 0 | 80 | 0 |
| 509 Elgin | 27 | 0 | 0 | 0 | 111 | 0 | 0 | 0 | 0 | 0 |
| 512 Harper | 54 | 0 | 0 | 0 | 129 | 0 | 0 | 0 | 11 | 8 |
| 540 Heartland | 0 | 0 | 0 | 0 | 6 | 0 | 0 | 0 | 0 | 0 |
| 519 Highland | 18 | 0 | 0 | 0 | 22 | 0 | 0 | 0 | 0 | 0 |
| 514 Illinois Central | 0 | 0 | 0 | 0 | 306 | 0 | 0 | 0 | 0 | 0 |
| 529 Illinois Eastern | (0) | (36) | (0) | (0) | (71) | (0) | (0) | (0) | (0) | (0) |
| Frontier | 0 | 24 | 0 | 0 | 0 | 0 | 0 | 0 | 0 | 0 |
| Lincoln Trail | 0 | 12 | 0 | 0 | 0 | 0 | 0 | 0 | 0 | 0 |
| Olney Central | 0 | 0 | 0 | 0 | 0 | 0 | 0 | 0 | 0 | 0 |
| Wabash | 0 | 0 | 0 | 0 | 71 | 0 | 0 | 0 | 0 | 0 |
| 513 Illinois Valley | 0 | 0 | 0 | 0 | 37 | 0 | 0 | 0 | 0 | 0 |
| 525 Joliet | 56 | 78 | 0 | 0 | 226 | 0 | 0 | 0 | 0 | 0 |
| 520 Kankakee | 0 | 0 | 0 | 0 | 128 | 0 | 0 | 0 | 0 | 0 |
| 501 Kaskaskia | 0 | 23 | 0 | 0 | 100 | 0 | 0 | 0 | 0 | 0 |
| 523 Kishwaukee | 0 | 0 | 0 | 0 | 24 | 0 | 0 | 0 | 0 | 0 |
| 532 Lake County | 114 | 0 | 39 | 0 | 174 | 0 | 0 | 0 | 0 | 3 |
| 517 Lake Land | 0 | 0 | 118 | 0 | 84 | 0 | 42 | 0 | 0 | 19 |
| 536 Lewis & Clark | 27 | 0 | 0 | 0 | 0 | 0 | 0 | 0 | 0 | 0 |
| 526 Lincoln Land | 0 | 17 | 15 | 0 | 111 | 0 | 0 | 0 | 0 | 0 |
| 530 Logan | 0 | 13 | 0 | 0 | 104 | 0 | 0 | 0 | 0 | 0 |
| 528 McHenry | 0 | 10 | 0 | 0 | 129 | 0 | 0 | 0 | 0 | 0 |
| 524 Moraine Valley | 186 | 119 | 0 | 0 | 63 | 0 | 14 | 0 | 0 | 0 |
| 527 Morton | 0 | 0 | 0 | 0 | 3 | 0 | 3 | 0 | 1 | 0 |
| 535 Oakton | 53 | 0 | 0 | 0 | 208 | 0 | 0 | 40 | 0 | 0 |
| 505 Parkland | 36 | 0 | 0 | 0 | 50 | 0 | 0 | 0 | 53 | 0 |
| 515 Prairie State | 0 | 15 | 0 | 0 | 59 | 0 | 0 | 0 | 0 | 0 |
| 521 Rend Lake | 0 | 0 | 0 | 94 | 28 | 0 | 0 | 0 | 0 | 0 |
| 537 Richland | 0 | 0 | 0 | 0 | 0 | 0 | 0 | 0 | 0 | 0 |
| 511 Rock Valley | 0 | 0 | 0 | 0 | 243 | 0 | 0 | 0 | 0 | 0 |
| 518 Sandburg | 0 | 0 | 0 | 0 | 54 | 0 | 0 | 0 | 0 | 0 |
| 506 Sauk Valley | 0 | 0 | 0 | 0 | 73 | 0 | 0 | 0 | 0 | 0 |
| 531 Shawnee | 19 | 40 | 0 | 0 | 29 | 0 | 0 | 0 | 0 | 0 |
| 510 South Suburban | 0 | 113 | 0 | 0 | 172 | 0 | 0 | 50 | 0 | 0 |
| 533 Southeastern | 19 | 0 | 0 | 0 | 0 | 0 | 0 | 0 | 0 | 0 |
| 534 Spoon River | 0 | 0 | 0 | 0 | 61 | 0 | 0 | 0 | 0 | 0 |
| 601 State | 0 | 1 | 0 | 0 | 6 | 0 | 0 | 0 | 0 | 0 |
| 504 Triton | 39 | 0 | 0 | 0 | 128 | 5 | 0 | 0 | 88 | 0 |
| 516 Waubensee | 0 | 0 | 0 | 0 | 81 | 0 | 0 | 0 | 0 | 0 |
| 539 Wood | 0 | 0 | 0 | 0 | 0 | 0 | 0 | 0 | 0 | 0 |
| TOTALS | 890 | 589 | 196 | 94 | 3327 | 5 | 65 | 90 | 494 | 103 |

SOURCE OF DATA: A1 Submission

Illinois Community College Board
Table III-3
ANNUAL UNDUPLICATED ENROLLMENT BY ACADEMIC PROGRAM BY COLLEGE
FOR FISCAL YEAR 1994

| Dist. No. District/College | Instrumentation Technology 12 150404 | Robotics Technology 12 150405 | Fluid Power Technology 12 150410 | Automated Manufacturing Technology 12 150411 | Energy Conservation/Use Technology 12 150503 | Water/Wastewater Technology 12 150506 | Environmental & Pollution Tech/Technician 12 150507 | Industrial Technology 12 150603 | Corrosion Technology 12 150605 | Plastic Technology 12 150607 |
|-------------------------------|---|----------------------------------|-------------------------------------|---|---|--|--|------------------------------------|-----------------------------------|---------------------------------|
| 522 Belleville | 0 | 0 | 0 | 0 | 0 | 0 | 0 | 51 | 0 | 0 |
| 503 Black Hawk | 46 | 24 | 0 | 11 | 0 | 0 | 15 | 117 | 0 | 0 |
| 508 Chicago | (0) | (0) | (0) | (0) | (0) | (0) | (0) | (0) | (0) | (0) |
| Daley | 0 | 0 | 0 | 0 | 0 | 0 | 0 | 0 | 0 | 0 |
| Kennedy-King | 0 | 0 | 0 | 0 | 0 | 0 | 0 | 0 | 0 | 0 |
| Malcolm X | 0 | 0 | 0 | 0 | 0 | 0 | 0 | 0 | 0 | 0 |
| Olive-Harvey | 0 | 0 | 0 | 0 | 0 | 0 | 0 | 0 | 0 | 0 |
| Truman | 0 | 0 | 0 | 0 | 0 | 0 | 0 | 0 | 0 | 0 |
| Washington | 0 | 0 | 0 | 0 | 0 | 0 | 0 | 0 | 0 | 0 |
| Wilbur Wright | 0 | 0 | 0 | 0 | 0 | 0 | 0 | 0 | 0 | 0 |
| 507 Danville | 0 | 0 | 0 | 0 | 0 | 1 | 0 | 22 | 0 | 0 |
| 502 DuPage | 0 | 23 | 0 | 1 | 0 | 0 | 0 | 142 | 0 | 47 |
| 509 Elgin | 0 | 0 | 0 | 28 | 0 | 0 | 0 | 0 | 0 | 81 |
| 512 Harper | 0 | 0 | 0 | 15 | 0 | 0 | 0 | 0 | 0 | 0 |
| 540 Heartland | 0 | 0 | 0 | 0 | 0 | 0 | 0 | 0 | 0 | 0 |
| 519 Highland | 0 | 0 | 0 | 0 | 0 | 0 | 0 | 27 | 0 | 0 |
| 514 Illinois Central | 0 | 38 | 0 | 6 | 0 | 9 | 0 | 114 | 0 | 0 |
| 529 Illinois Eastern | (0) | (0) | (0) | (0) | (0) | (0) | (0) | (0) | (0) | (0) |
| Frontier | 0 | 0 | 0 | 0 | 0 | 0 | 0 | 0 | 0 | 0 |
| Lincoln Trail | 0 | 0 | 0 | 0 | 0 | 0 | 0 | 0 | 0 | 0 |
| Olney Central | 0 | 0 | 0 | 0 | 0 | 0 | 0 | 0 | 0 | 0 |
| Wabash | 0 | 0 | 0 | 0 | 0 | 0 | 0 | 0 | 0 | 0 |
| 513 Illinois Valley | 0 | 24 | 0 | 8 | 0 | 0 | 0 | 0 | 0 | 7 |
| 525 Joliet | 0 | 0 | 0 | 0 | 0 | 13 | 0 | 50 | 0 | 0 |
| 520 Kankakee | 0 | 0 | 0 | 0 | 0 | 0 | 0 | 0 | 0 | 0 |
| 501 Kaskaskia | 0 | 0 | 0 | 0 | 0 | 0 | 0 | 0 | 0 | 0 |
| 523 Kishwaukee | 0 | 0 | 0 | 14 | 0 | 1 | 0 | 0 | 0 | 0 |
| 532 Lake County | 0 | 0 | 0 | 22 | 0 | 42 | 0 | 0 | 0 | 0 |
| 517 Lake Land | 0 | 0 | 0 | 0 | 0 | 1 | 0 | 0 | 0 | 0 |
| 536 Lewis & Clark | 0 | 0 | 0 | 0 | 0 | 0 | 0 | 1 | 0 | 0 |
| 526 Lincoln Land | 0 | 0 | 0 | 0 | 0 | 0 | 0 | 0 | 0 | 0 |
| 530 Logan | 0 | 0 | 0 | 18 | 0 | 0 | 0 | 0 | 0 | 0 |
| 528 McHenry | 0 | 0 | 0 | 0 | 0 | 0 | 0 | 26 | 0 | 0 |
| 524 Moraine Valley | 63 | 0 | 0 | 2 | 11 | 0 | 0 | 52 | 2 | 0 |
| 527 Morton | 0 | 0 | 0 | 0 | 0 | 0 | 0 | 0 | 0 | 0 |
| 535 Oakton | 0 | 0 | 0 | 40 | 0 | 0 | 0 | 0 | 0 | 0 |
| 505 Parkland | 0 | 0 | 0 | 0 | 0 | 0 | 0 | 20 | 0 | 0 |
| 515 Prairie State | 0 | 0 | 0 | 0 | 0 | 0 | 0 | 31 | 0 | 0 |
| 521 Rend Lake | 0 | 0 | 0 | 0 | 0 | 0 | 0 | 0 | 0 | 0 |
| 537 Richland | 0 | 0 | 0 | 6 | 0 | 0 | 0 | 51 | 0 | 0 |
| 511 Rock Valley | 0 | 0 | 13 | 0 | 0 | 1 | 0 | 112 | 0 | 0 |
| 518 Sandburg | 0 | 0 | 0 | 0 | 0 | 0 | 0 | 3 | 0 | 0 |
| 506 Sauk Valley | 0 | 0 | 0 | 0 | 0 | 0 | 0 | 0 | 0 | 0 |
| 531 Shawnee | 0 | 0 | 0 | 0 | 0 | 2 | 0 | 0 | 0 | 0 |
| 510 South Suburban | 0 | 15 | 0 | 14 | 0 | 0 | 0 | 0 | 0 | 0 |
| 533 Southeastern | 0 | 0 | 0 | 0 | 0 | 0 | 0 | 0 | 0 | 0 |
| 534 Spoon River | 0 | 0 | 0 | 0 | 0 | 0 | 0 | 0 | 0 | 0 |
| 601 State | 0 | 0 | 0 | 0 | 0 | 0 | 0 | 0 | 0 | 0 |
| 504 Triton | 0 | 17 | 0 | 136 | 0 | 0 | 0 | 0 | 0 | 1 |
| 516 Waubensee | 0 | 24 | 0 | 0 | 0 | 11 | 16 | 0 | 0 | 0 |
| 539 Wood | 0 | 0 | 0 | 0 | 0 | 0 | 0 | 0 | 0 | 0 |
| TOTALS | 109 | 165 | 13 | 321 | 11 | 81 | 31 | 819 | 2 | 136 |

SOURCE OF DATA: A1 Submission

Illinois Community College Board

Table III-3

ANNUAL UNDUPLICATED ENROLLMENT BY ACADEMIC PROGRAM BY COLLEGE
FOR FISCAL YEAR 1994

| Dist. No. District/College | Metalurgical Technology/ Technician 12 150611 | Occupational Safety & Health Technology 12 150701 | Quality Control Technology 12 150702 | Mechanical Design Technology 12 150805 | Computer-Aided Design 12 150810 | Microprecision Technology 12 150811 | Coal Mining Technology 12 150901 | Surveying 12 151102 | Engineering-Related Technologies Course Enrollees 12 159999 | Child Care & Development 12 200202 |
|-------------------------------|--|--|---|---|------------------------------------|--|-------------------------------------|------------------------|--|---------------------------------------|
| 522 Belleville | 0 | 0 | 0 | 0 | 0 | 0 | 0 | 0 | 202 | 209 |
| 503 Black Hawk | 0 | 0 | 0 | 33 | 27 | 0 | 0 | 1 | 1 | 226 |
| 508 Chicago | (0) | (0) | (0) | (0) | (8) | (0) | (0) | (0) | (209) | (1370) |
| Daley | 0 | 0 | 0 | 0 | 0 | 0 | 0 | 0 | 2 | 139 |
| Kennedy-King | 0 | 0 | 0 | 0 | 0 | 0 | 0 | 0 | 4 | 227 |
| Malcolm X | 0 | 0 | 0 | 0 | 0 | 0 | 0 | 0 | 10 | 162 |
| Olive-Harvey | 0 | 0 | 0 | 0 | 0 | 0 | 0 | 0 | 7 | 196 |
| Truman | 0 | 0 | 0 | 0 | 0 | 0 | 0 | 0 | 5 | 167 |
| Washington | 0 | 0 | 0 | 0 | 8 | 0 | 0 | 0 | 80 | 479 |
| Wilbur Wright | 0 | 0 | 0 | 0 | 0 | 0 | 0 | 0 | 101 | 0 |
| 507 Danville | 0 | 0 | 0 | 0 | 23 | 0 | 0 | 0 | 10 | 71 |
| 502 DuPage | 0 | 25 | 0 | 0 | 58 | 0 | 0 | 0 | 1329 | 399 |
| 509 Elgin | 63 | 0 | 0 | 0 | 258 | 0 | 0 | 0 | 0 | 13 |
| 512 Harper | 0 | 0 | 0 | 74 | 15 | 0 | 0 | 0 | 360 | 159 |
| 540 Heartland | 0 | 0 | 0 | 0 | 19 | 0 | 0 | 0 | 0 | 9 |
| 519 Highland | 0 | 0 | 0 | 0 | 24 | 0 | 0 | 0 | 0 | 88 |
| 514 Illinois Central | 0 | 0 | 0 | 78 | 23 | 0 | 0 | 0 | 111 | 288 |
| 529 Illinois Eastern | (21) | (0) | (68) | (7) | (2) | (0) | (142) | (0) | (12808) | (57) |
| Frontier | 0 | 0 | 68 | 0 | 0 | 0 | 0 | 0 | 7 | 0 |
| Lincoln Trail | 0 | 0 | 0 | 7 | 2 | 0 | 0 | 0 | 88 | 0 |
| Olney Central | 21 | 0 | 0 | 0 | 0 | 0 | 0 | 0 | 43 | 0 |
| Wabash | 0 | 0 | 0 | 0 | 0 | 0 | 142 | 0 | 12670 | 57 |
| 513 Illinois Valley | 0 | 0 | 0 | 74 | 13 | 0 | 0 | 0 | 184 | 94 |
| 525 Joliet | 0 | 0 | 0 | 89 | 0 | 0 | 0 | 0 | 6 | 0 |
| 520 Kankakee | 0 | 0 | 0 | 0 | 82 | 0 | 0 | 0 | 144 | 165 |
| 501 Kaskaskia | 0 | 0 | 0 | 0 | 0 | 0 | 0 | 0 | 26 | 75 |
| 523 Kishwaukee | 0 | 0 | 10 | 0 | 85 | 0 | 0 | 0 | 87 | 38 |
| 532 Lake County | 0 | 0 | 0 | 49 | 128 | 0 | 0 | 0 | 702 | 217 |
| 517 Lake Land | 0 | 0 | 0 | 18 | 26 | 0 | 0 | 0 | 0 | 95 |
| 536 Lewis & Clark | 0 | 0 | 0 | 0 | 94 | 0 | 0 | 0 | 83 | 187 |
| 526 Lincoln Land | 0 | 0 | 0 | 0 | 0 | 0 | 0 | 12 | 0 | 109 |
| 530 Logan | 0 | 0 | 0 | 0 | 58 | 0 | 0 | 0 | 0 | 131 |
| 528 McHenry | 0 | 0 | 0 | 43 | 42 | 0 | 0 | 0 | 140 | 121 |
| 524 Moraine Valley | 0 | 0 | 120 | 253 | 12 | 0 | 0 | 0 | 694 | 391 |
| 527 Morton | 0 | 0 | 0 | 0 | 7 | 0 | 0 | 0 | 773 | 0 |
| 535 Oakton | 0 | 0 | 0 | 203 | 38 | 0 | 0 | 0 | 0 | 564 |
| 505 Parkland | 0 | 0 | 0 | 0 | 31 | 5 | 0 | 0 | 188 | 170 |
| 515 Prairie State | 0 | 0 | 0 | 36 | 0 | 0 | 0 | 0 | 0 | 196 |
| 521 Rend Lake | 0 | 0 | 0 | 0 | 16 | 0 | 0 | 0 | 84 | 59 |
| 537 Richland | 0 | 0 | 6 | 0 | 0 | 0 | 0 | 0 | 219 | 131 |
| 511 Rock Valley | 0 | 4 | 113 | 0 | 208 | 0 | 0 | 0 | 1 | 148 |
| 518 Sandburg | 0 | 0 | 0 | 49 | 16 | 0 | 0 | 0 | 0 | 44 |
| 506 Sauk Valley | 0 | 0 | 21 | 58 | 12 | 0 | 0 | 0 | 0 | 96 |
| 531 Shawnee | 0 | 0 | 0 | 0 | 0 | 0 | 0 | 0 | 0 | 64 |
| 510 South Suburban | 0 | 0 | 0 | 0 | 74 | 0 | 0 | 0 | 0 | 162 |
| 533 Southeastern | 0 | 0 | 0 | 0 | 0 | 0 | 5 | 38 | 0 | 63 |
| 534 Spoon River | 0 | 0 | 0 | 1 | 0 | 0 | 0 | 0 | 82 | 0 |
| 601 State | 0 | 0 | 0 | 0 | 0 | 0 | 0 | 0 | 0 | 110 |
| 504 Triton | 20 | 2 | 0 | 47 | 126 | 0 | 0 | 0 | 219 | 362 |
| 516 Waubensee | 0 | 0 | 19 | 0 | 90 | 0 | 0 | 0 | 246 | 160 |
| 539 Wood | 0 | 0 | 0 | 0 | 65 | 0 | 0 | 0 | 9 | 117 |
| TOTALS | 104 | 31 | 357 | 1112 | 1680 | 5 | 147 | 51 | 18917 | 6958 |

SOURCE OF DATA: A1 Submission

Illinois Community College Board

Table III-3

ANNUAL UNDUPLICATED ENROLLMENT BY ACADEMIC PROGRAM BY COLLEGE
FOR FISCAL YEAR 1994

| Dist. No. District/College | Fashion Design & Coordination 12 200306 | Food Production/Management, General 12 200401 | Dietetic Aide/Assisting 12 200404 | Home Furnishings/Eqmnt. Installers & Consultants, Other 12 200501 | Elder Care Provider/Companion 12 200602 | Custodial Services 12 200604 | Home/Institutional Services Course Enrollees 12 209999 | Legal Assisting 12 220103 | Technical & Business Writing 12 231101 | Library Assisting 12 250301 |
|-------------------------------|--|--|--------------------------------------|--|--|---------------------------------|---|------------------------------|---|--------------------------------|
| 522 Belleville | 0 | 0 | 0 | 0 | 0 | 0 | 453 | 0 | 0 | 0 |
| 503 Black Hawk | 0 | 0 | 0 | 24 | 0 | 0 | 0 | 127 | 3 | 24 |
| 508 Chicago | (0) | (1370) | (58) | (0) | (2) | (0) | (0) | (0) | (0) | (8) |
| Daley | 0 | 0 | 0 | 0 | 0 | 0 | 0 | 0 | 0 | 0 |
| Kennedy-King | 0 | 35 | 0 | 0 | 0 | 0 | 0 | 0 | 0 | 0 |
| Malcolm X | 0 | 42 | 58 | 0 | 0 | 0 | 0 | 0 | 0 | 0 |
| Olive-Harvey | 0 | 0 | 0 | 0 | 0 | 0 | 0 | 0 | 0 | 0 |
| Truman | 0 | 0 | 0 | 0 | 0 | 0 | 0 | 0 | 0 | 0 |
| Washington | 0 | 1263 | 0 | 0 | 2 | 0 | 0 | 0 | 0 | 0 |
| Wilbur Wright | 0 | 30 | 0 | 0 | 0 | 0 | 0 | 0 | 0 | 8 |
| 507 Danville | 0 | 0 | 0 | 0 | 0 | 0 | 0 | 0 | 0 | 0 |
| 502 DuPage | 152 | 0 | 0 | 315 | 14 | 0 | 0 | 0 | 0 | 162 |
| 509 Elgin | 0 | 0 | 0 | 0 | 4 | 0 | 0 | 244 | 0 | 0 |
| 512 Harper | 92 | 0 | 62 | 174 | 0 | 0 | 268 | 372 | 0 | 0 |
| 540 Heartland | 0 | 0 | 0 | 0 | 0 | 0 | 0 | 0 | 0 | 0 |
| 519 Highland | 0 | 0 | 0 | 0 | 0 | 0 | 0 | 0 | 0 | 0 |
| 514 Illinois Central | 0 | 0 | 4 | 64 | 0 | 0 | 35 | 193 | 0 | 18 |
| 529 Illinois Eastern | (0) | (0) | (0) | (0) | (0) | (0) | (96) | (0) | (0) | (0) |
| Frontier | 0 | 0 | 0 | 0 | 0 | 0 | 6 | 0 | 0 | 0 |
| Lincoln Trail | 0 | 0 | 0 | 0 | 0 | 0 | 90 | 0 | 0 | 0 |
| Olney Central | 0 | 0 | 0 | 0 | 0 | 0 | 0 | 0 | 0 | 0 |
| Wabash | 0 | 0 | 0 | 0 | 0 | 0 | 0 | 0 | 0 | 0 |
| 513 Illinois Valley | 0 | 0 | 0 | 0 | 0 | 35 | 158 | 0 | 0 | 0 |
| 525 Joliet | 0 | 0 | 0 | 68 | 0 | 0 | 1 | 0 | 0 | 4 |
| 520 Kankakee | 0 | 0 | 0 | 0 | 0 | 0 | 0 | 0 | 0 | 0 |
| 501 Kaskaskia | 0 | 0 | 0 | 0 | 0 | 0 | 4 | 0 | 0 | 0 |
| 523 Kishwaukee | 0 | 0 | 0 | 0 | 0 | 0 | 5 | 0 | 0 | 0 |
| 532 Lake County | 0 | 0 | 0 | 0 | 0 | 0 | 2 | 0 | 29 | 31 |
| 517 Lake Land | 0 | 0 | 0 | 0 | 0 | 0 | 0 | 0 | 0 | 0 |
| 536 Lewis & Clark | 0 | 0 | 0 | 0 | 0 | 0 | 13 | 0 | 0 | 8 |
| 526 Lincoln Land | 0 | 0 | 0 | 0 | 0 | 0 | 0 | 0 | 0 | 0 |
| 530 Logan | 0 | 0 | 0 | 0 | 0 | 0 | 0 | 0 | 0 | 0 |
| 528 McHenry | 0 | 0 | 0 | 0 | 0 | 0 | 19 | 0 | 0 | 0 |
| 524 Moraine Valley | 0 | 0 | 0 | 0 | 0 | 0 | 0 | 0 | 0 | 0 |
| 527 Morton | 0 | 0 | 0 | 0 | 0 | 0 | 0 | 0 | 0 | 0 |
| 535 Oakton | 0 | 0 | 0 | 0 | 0 | 0 | 0 | 0 | 0 | 0 |
| 505 Parkland | 0 | 0 | 0 | 0 | 0 | 0 | 61 | 0 | 0 | 0 |
| 515 Prairie State | 0 | 0 | 0 | 73 | 0 | 0 | 0 | 0 | 0 | 0 |
| 521 Rend Lake | 0 | 0 | 0 | 0 | 0 | 0 | 59 | 0 | 0 | 0 |
| 537 Richland | 0 | 0 | 0 | 0 | 0 | 0 | 3 | 0 | 0 | 0 |
| 511 Rock Valley | 0 | 0 | 0 | 0 | 0 | 0 | 0 | 0 | 13 | 13 |
| 518 Sandburg | 0 | 0 | 0 | 0 | 0 | 0 | 0 | 0 | 0 | 0 |
| 506 Sauk Valley | 0 | 0 | 0 | 0 | 0 | 0 | 0 | 0 | 0 | 0 |
| 531 Shawnee | 0 | 0 | 3 | 0 | 0 | 0 | 0 | 0 | 0 | 0 |
| 510 South Suburban | 0 | 0 | 0 | 0 | 0 | 0 | 0 | 323 | 0 | 0 |
| 533 Southeastern | 0 | 0 | 0 | 0 | 0 | 0 | 0 | 0 | 0 | 0 |
| 534 Spoon River | 0 | 0 | 0 | 0 | 0 | 0 | 0 | 0 | 0 | 0 |
| 601 State | 0 | 0 | 1 | 0 | 0 | 0 | 0 | 0 | 0 | 0 |
| 504 Triton | 0 | 0 | 0 | 42 | 0 | 0 | 38 | 0 | 0 | 0 |
| 516 Waubesa | 0 | 0 | 0 | 0 | 0 | 0 | 0 | 0 | 0 | 0 |
| 539 Wood | 0 | 0 | 8 | 0 | 0 | 0 | 4 | 0 | 0 | 0 |
| TOTALS | 244 | 1370 | 136 | 760 | 20 | 35 | 1219 | 1259 | 45 | 268 |

SOURCE OF DATA: A1 Submission

Illinois Community College Board

Table III-3

ANNUAL UNDUPLICATED ENROLLMENT BY ACADEMIC PROGRAM BY COLLEGE
FOR FISCAL YEAR 1994

| Dist. No. District/College | Library Course Enrollments 12 259999 | Parks, Recreation, & Leisure Facilities Mgmt. 12 310301 | Exercise Sciences/Physiology & Movement Studies 12 310505 | Biological Technology 12 410101 | Nuclear/Nuclear Power Tech/ Technician 12 410205 | Chemical Technology 12 410301 | Corrections 12 430102 | Criminal Justice Technology 12 430105 | Law Enforcement/Police Science 12 430107 | Security Services (Private) 12 430109 |
|-------------------------------|---|--|--|------------------------------------|---|----------------------------------|--------------------------|--|---|--|
| 522 Belleville | 0 | 0 | 0 | 0 | 0 | 3 | 0 | 0 | 605 | 35 |
| 503 Black Hawk | 0 | 0 | 0 | 0 | 0 | 0 | 0 | 0 | 257 | 0 |
| 508 Chicago | (0) | (3) | (0) | (1) | (0) | (16) | (141) | (0) | (421) | (12) |
| Daley | 0 | 0 | 0 | 0 | 0 | 0 | 0 | 0 | 241 | 3 |
| Kennedy-King | 0 | 3 | 0 | 0 | 0 | 0 | 0 | 0 | 0 | 0 |
| Malcolm X | 0 | 0 | 0 | 0 | 0 | 0 | 0 | 0 | 2 | 0 |
| Olive-Harvey | 0 | 0 | 0 | 0 | 0 | 0 | 0 | 0 | 5 | 0 |
| Truman | 0 | 0 | 0 | 1 | 0 | 16 | 0 | 0 | 43 | 0 |
| Washington | 0 | 0 | 0 | 0 | 0 | 0 | 141 | 0 | 68 | 8 |
| Wilbur Wright | 0 | 0 | 0 | 0 | 0 | 0 | 0 | 0 | 62 | 1 |
| 507 Danville | 0 | 0 | 0 | 0 | 0 | 0 | 0 | 0 | 146 | 0 |
| 502 DuPage | 0 | 25 | 0 | 0 | 0 | 0 | 0 | 0 | 396 | 0 |
| 509 Elgin | 0 | 0 | 0 | 0 | 0 | 0 | 0 | 0 | 34 | 0 |
| 512 Harper | 0 | 0 | 86 | 0 | 0 | 0 | 0 | 0 | 399 | 0 |
| 540 Heartland | 0 | 0 | 0 | 0 | 0 | 0 | 0 | 0 | 0 | 0 |
| 519 Highland | 0 | 0 | 0 | 0 | 0 | 0 | 0 | 0 | 0 | 0 |
| 514 Illinois Central | 13 | 0 | 0 | 0 | 0 | 0 | 0 | 0 | 412 | 4 |
| 529 Illinois Eastern | (0) | (0) | (0) | (0) | (0) | (0) | (0) | (0) | (120) | (0) |
| Frontier | 0 | 0 | 0 | 0 | 0 | 0 | 0 | 0 | 22 | 0 |
| Lincoln Trail | 0 | 0 | 0 | 0 | 0 | 0 | 0 | 0 | 0 | 0 |
| Olney Central | 0 | 0 | 0 | 0 | 0 | 0 | 0 | 0 | 98 | 0 |
| Wabash | 0 | 0 | 0 | 0 | 0 | 0 | 0 | 0 | 0 | 0 |
| 513 Illinois Valley | 0 | 0 | 0 | 0 | 0 | 0 | 0 | 0 | 121 | 0 |
| 525 Joliet | 0 | 0 | 0 | 0 | 112 | 0 | 42 | 0 | 180 | 0 |
| 520 Kankakee | 0 | 0 | 0 | 0 | 0 | 0 | 0 | 0 | 226 | 0 |
| 501 Kaskaskia | 0 | 0 | 0 | 0 | 0 | 0 | 0 | 0 | 185 | 0 |
| 523 Kishwaukee | 0 | 0 | 0 | 0 | 0 | 0 | 0 | 0 | 54 | 0 |
| 532 Lake County | 0 | 0 | 0 | 0 | 0 | 42 | 13 | 3 | 292 | 4 |
| 517 Lake Land | 0 | 0 | 0 | 0 | 0 | 0 | 0 | 0 | 78 | 0 |
| 536 Lewis & Clark | 0 | 0 | 0 | 0 | 0 | 0 | 0 | 0 | 172 | 9 |
| 526 Lincoln Land | 0 | 0 | 0 | 0 | 0 | 0 | 34 | 0 | 387 | 13 |
| 530 Logan | 0 | 0 | 0 | 0 | 0 | 0 | 0 | 0 | 375 | 0 |
| 528 McHenry | 0 | 0 | 0 | 0 | 0 | 0 | 0 | 0 | 97 | 0 |
| 524 Moraine Valley | 0 | 53 | 0 | 0 | 0 | 0 | 0 | 0 | 823 | 34 |
| 527 Morton | 0 | 0 | 0 | 0 | 0 | 0 | 0 | 0 | 44 | 0 |
| 535 Oakton | 0 | 0 | 0 | 0 | 0 | 1 | 0 | 0 | 283 | 0 |
| 505 Parkland | 0 | 0 | 0 | 0 | 0 | 0 | 0 | 0 | 167 | 0 |
| 515 Prairie State | 0 | 0 | 0 | 0 | 0 | 0 | 0 | 0 | 151 | 0 |
| 521 Rend Lake | 0 | 0 | 0 | 0 | 0 | 0 | 0 | 0 | 174 | 0 |
| 537 Richland | 0 | 0 | 0 | 0 | 3 | 0 | 0 | 0 | 135 | 0 |
| 511 Rock Valley | 0 | 0 | 0 | 0 | 0 | 0 | 0 | 0 | 137 | 0 |
| 518 Sandburg | 0 | 0 | 0 | 0 | 0 | 0 | 0 | 0 | 86 | 0 |
| 506 Sauk Valley | 0 | 0 | 0 | 0 | 0 | 0 | 28 | 0 | 81 | 0 |
| 531 Shawnee | 0 | 0 | 0 | 0 | 0 | 0 | 0 | 0 | 51 | 13 |
| 510 South Suburban | 0 | 0 | 0 | 0 | 0 | 0 | 0 | 0 | 264 | 0 |
| 533 Southeastern | 0 | 0 | 0 | 0 | 0 | 0 | 27 | 0 | 105 | 0 |
| 534 Spoon River | 0 | 0 | 0 | 0 | 0 | 0 | 0 | 0 | 17 | 0 |
| 601 State | 0 | 0 | 0 | 0 | 0 | 0 | 0 | 0 | 41 | 3 |
| 504 Triton | 0 | 9 | 0 | 0 | 0 | 0 | 9 | 1 | 231 | 1 |
| 516 Waubensee | 0 | 0 | 0 | 0 | 0 | 0 | 0 | 0 | 187 | 3 |
| 539 Wood | 0 | 0 | 0 | 0 | 0 | 0 | 0 | 0 | 1 | 0 |
| TOTALS | 13 | 90 | 86 | 1 | 115 | 62 | 294 | 4 | 7935 | 131 |

SOURCE OF DATA: A1 Submission

Illinois Community College Board
Table III-3
ANNUAL UNDUPLICATED ENROLLMENT BY ACADEMIC PROGRAM BY COLLEGE
FOR FISCAL YEAR 1994

| Dist. No. District/College | Fire Control/Safety Technology 12 430201 | Fire Officer 12 430202 | Firefighting 12 430203 | Protective Services Course Enrollees 12 439999 | Public Administration 12 440401 | Social Work/Social Service 12 440701 | Public/Social Services Course Enrollees 12 449999 | Mason and Tilesetter 12 460101 | Carpentry 12 460201 | Electrician 12 460302 |
|-------------------------------|---|---------------------------|---------------------------|---|------------------------------------|---|--|-----------------------------------|------------------------|--------------------------|
| 522 Belleville | 142 | 0 | 148 | 0 | 0 | 0 | 24 | 9 | 21 | 239 |
| 503 Black Hawk | 0 | 31 | 0 | 0 | 0 | 0 | 0 | 0 | 74 | 108 |
| 508 Chicago | (146) | (0) | (0) | (0) | (0) | (123) | (0) | (0) | (0) | (0) |
| Daley | 0 | 0 | 0 | 0 | 0 | 0 | 0 | 0 | 0 | 0 |
| Kennedy-King | 0 | 0 | 0 | 0 | 0 | 57 | 0 | 0 | 0 | 0 |
| Malcolm X | 0 | 0 | 0 | 0 | 0 | 0 | 0 | 0 | 0 | 0 |
| Olive-Harvey | 0 | 0 | 0 | 0 | 0 | 0 | 0 | 0 | 0 | 0 |
| Truman | 0 | 0 | 0 | 0 | 0 | 0 | 0 | 0 | 0 | 0 |
| Washington | 146 | 0 | 0 | 0 | 0 | 66 | 0 | 0 | 0 | 0 |
| Wilbur Wright | 0 | 0 | 0 | 0 | 0 | 0 | 0 | 0 | 0 | 0 |
| 507 Danville | 0 | 0 | 0 | 0 | 0 | 42 | 1 | 0 | 0 | 0 |
| 502 DuPage | 116 | 8 | 50 | 0 | 0 | 249 | 0 | 0 | 0 | 0 |
| 509 Elgin | 167 | 0 | 0 | 0 | 0 | 423 | 0 | 0 | 0 | 0 |
| 512 Harper | 87 | 0 | 0 | 0 | 0 | 0 | 271 | 0 | 0 | 0 |
| 540 Heartland | 0 | 0 | 0 | 0 | 0 | 0 | 0 | 0 | 0 | 0 |
| 519 Highland | 0 | 0 | 0 | 0 | 0 | 0 | 0 | 0 | 0 | 0 |
| 514 Illinois Central | 143 | 0 | 0 | 194 | 0 | 0 | 64 | 0 | 0 | 0 |
| 529 Illinois Eastern | (0) | (0) | (75) | (0) | (0) | (33) | (1) | (0) | (0) | (0) |
| Frontier | 0 | 0 | 75 | 0 | 0 | 0 | 0 | 0 | 0 | 0 |
| Lincoln Trail | 0 | 0 | 0 | 0 | 0 | 0 | 1 | 0 | 0 | 0 |
| Olney Central | 0 | 0 | 0 | 0 | 0 | 0 | 0 | 0 | 0 | 0 |
| Wabash | 0 | 0 | 0 | 0 | 0 | 33 | 0 | 0 | 0 | 0 |
| 513 Illinois Valley | 29 | 0 | 0 | 21 | 0 | 0 | 0 | 0 | 0 | 43 |
| 525 Joliet | 212 | 3 | 4 | 0 | 4 | 0 | 1 | 0 | 0 | 24 |
| 520 Kankakee | 11 | 0 | 0 | 0 | 0 | 0 | 22 | 0 | 0 | 0 |
| 501 Kaskaskia | 0 | 0 | 0 | 0 | 0 | 0 | 2 | 0 | 0 | 0 |
| 523 Kishwaukee | 8 | 0 | 0 | 4 | 0 | 0 | 0 | 0 | 0 | 20 |
| 532 Lake County | 81 | 0 | 0 | 0 | 0 | 43 | 4315 | 0 | 0 | 8 |
| 517 Lake Land | 0 | 0 | 0 | 0 | 0 | 113 | 0 | 0 | 0 | 0 |
| 536 Lewis & Clark | 48 | 0 | 0 | 0 | 0 | 0 | 560 | 0 | 0 | 15 |
| 526 Lincoln Land | 73 | 0 | 8 | 0 | 0 | 0 | 0 | 0 | 0 | 0 |
| 530 Logan | 0 | 0 | 0 | 0 | 0 | 0 | 211 | 0 | 0 | 0 |
| 528 McHenry | 0 | 0 | 0 | 0 | 0 | 0 | 10 | 0 | 0 | 0 |
| 524 Moraine Valley | 121 | 1 | 57 | 0 | 0 | 0 | 262 | 0 | 0 | 0 |
| 527 Morton | 0 | 0 | 0 | 0 | 0 | 0 | 0 | 0 | 0 | 0 |
| 535 Oakton | 148 | 0 | 0 | 0 | 0 | 94 | 0 | 0 | 0 | 0 |
| 505 Parkland | 35 | 0 | 0 | 39 | 0 | 0 | 0 | 0 | 0 | 0 |
| 515 Prairie State | 162 | 0 | 0 | 0 | 0 | 0 | 0 | 0 | 0 | 139 |
| 521 Rend Lake | 0 | 0 | 0 | 0 | 0 | 0 | 22 | 0 | 0 | 0 |
| 537 Richland | 67 | 0 | 0 | 0 | 0 | 0 | 1 | 0 | 0 | 0 |
| 511 Rock Valley | 0 | 59 | 1 | 0 | 0 | 139 | 3 | 3 | 0 | 70 |
| 518 Sandburg | 12 | 0 | 0 | 0 | 0 | 0 | 0 | 0 | 0 | 0 |
| 506 Sauk Valley | 0 | 0 | 0 | 0 | 0 | 34 | 0 | 0 | 0 | 0 |
| 531 Shawnee | 13 | 0 | 0 | 0 | 0 | 52 | 65 | 0 | 0 | 0 |
| 510 South Suburban | 66 | 0 | 0 | 0 | 0 | 140 | 0 | 0 | 0 | 0 |
| 533 Southeastern | 0 | 0 | 30 | 0 | 0 | 0 | 0 | 0 | 0 | 0 |
| 534 Spoon River | 0 | 0 | 1 | 0 | 0 | 0 | 0 | 0 | 0 | 0 |
| 601 State | 1 | 0 | 0 | 0 | 0 | 17 | 0 | 1 | 14 | 3 |
| 504 Triton | 108 | 0 | 0 | 48 | 0 | 0 | 11 | 0 | 0 | 26 |
| 516 Waubensee | 86 | 0 | 4 | 0 | 0 | 52 | 9 | 0 | 0 | 20 |
| 539 Wood | 22 | 0 | 2 | 0 | 0 | 0 | 4 | 0 | 0 | 0 |
| TOTALS | 2104 | 102 | 380 | 306 | 4 | 1554 | 5859 | 13 | 109 | 715 |

SOURCE OF DATA: A1 Submission

Illinois Community College Board
Table III-3
ANNUAL UNDUPLICATED ENROLLMENT BY ACADEMIC PROGRAM BY COLLEGE
FOR FISCAL YEAR 1994

| Dist. No. District/College | Lineworker 12 460303 | Building/Property Maintenance 12 460401 | Construction/Cement Mason 12 460402 | Construction Inspection 12 460403 | Glazing 12 460406 | Painter & Wallcoverer 12 460408 | Plumber & Pipefitter 12 460501 | Construction Trades 12 461000 | Construction Trades Course Enrollees 12 469999 | Electrical/Electronics Equipment Repair, General 12 470101 |
|-------------------------------|-------------------------|--|--|--------------------------------------|----------------------|------------------------------------|-----------------------------------|----------------------------------|---|---|
| 522 Belleville | 0 | 0 | 11 | 0 | 0 | 12 | 41 | 208 | 0 | 0 |
| 503 Black Hawk | 0 | 0 | 0 | 0 | 0 | 0 | 0 | 35 | 0 | 0 |
| 508 Chicago | (0) | (4) | (0) | (0) | (0) | (0) | (0) | (0) | (0) | (263) |
| Daley | 0 | 0 | 0 | 0 | 0 | 0 | 0 | 0 | 0 | 0 |
| Kennedy-King | 0 | 0 | 0 | 0 | 0 | 0 | 0 | 0 | 0 | 0 |
| Malcolm X | 0 | 0 | 0 | 0 | 0 | 0 | 0 | 0 | 0 | 0 |
| Olive-Harvey | 0 | 0 | 0 | 0 | 0 | 0 | 0 | 0 | 0 | 0 |
| Truman | 0 | 0 | 0 | 0 | 0 | 0 | 0 | 0 | 0 | 0 |
| Washington | 0 | 4 | 0 | 0 | 0 | 0 | 0 | 0 | 0 | 263 |
| Wilbur Wright | 0 | 0 | 0 | 0 | 0 | 0 | 0 | 0 | 0 | 0 |
| 507 Danville | 0 | 0 | 0 | 0 | 0 | 0 | 0 | 1 | 0 | 0 |
| 502 DuPage | 0 | 51 | 0 | 0 | 0 | 0 | 0 | 0 | 0 | 0 |
| 509 Elgin | 0 | 0 | 0 | 0 | 0 | 0 | 0 | 0 | 0 | 0 |
| 512 Harper | 0 | 0 | 0 | 34 | 0 | 0 | 0 | 0 | 0 | 0 |
| 540 Heartland | 0 | 0 | 0 | 0 | 0 | 0 | 0 | 0 | 0 | 0 |
| 519 Highland | 0 | 0 | 0 | 0 | 0 | 0 | 0 | 0 | 0 | 0 |
| 514 Illinois Central | 0 | 0 | 0 | 0 | 0 | 0 | 0 | 148 | 0 | 0 |
| 529 Illinois Eastern | (1) | (1) | (0) | (0) | (0) | (0) | (0) | (26) | (0) | (0) |
| Frontier | 0 | 0 | 0 | 0 | 0 | 0 | 0 | 0 | 0 | 0 |
| Lincoln Trail | 1 | 1 | 0 | 0 | 0 | 0 | 0 | 26 | 0 | 0 |
| Olney Central | 0 | 0 | 0 | 0 | 0 | 0 | 0 | 0 | 0 | 0 |
| Wabash | 0 | 0 | 0 | 0 | 0 | 0 | 0 | 0 | 0 | 0 |
| 513 Illinois Valley | 0 | 0 | 0 | 0 | 0 | 0 | 0 | 0 | 0 | 0 |
| 525 Joliet | 0 | 0 | 0 | 0 | 0 | 0 | 0 | 52 | 0 | 0 |
| 520 Kankakee | 0 | 0 | 0 | 0 | 0 | 0 | 0 | 1 | 0 | 0 |
| 501 Kaskaskia | 0 | 0 | 0 | 0 | 0 | 0 | 0 | 0 | 0 | 0 |
| 523 Kishwaukee | 0 | 2 | 0 | 0 | 0 | 0 | 0 | 0 | 0 | 0 |
| 532 Lake County | 0 | 0 | 0 | 0 | 0 | 0 | 0 | 86 | 0 | 0 |
| 517 Lake Land | 0 | 38 | 0 | 0 | 0 | 0 | 0 | 84 | 0 | 0 |
| 536 Lewis & Clark | 0 | 0 | 0 | 0 | 0 | 0 | 0 | 0 | 0 | 0 |
| 526 Lincoln Land | 0 | 0 | 0 | 0 | 0 | 0 | 0 | 0 | 0 | 0 |
| 530 Logan | 0 | 0 | 0 | 0 | 0 | 0 | 0 | 0 | 0 | 1 |
| 528 McHenry | 0 | 0 | 0 | 0 | 0 | 0 | 0 | 0 | 0 | 0 |
| 524 Moraine Valley | 0 | 0 | 0 | 0 | 0 | 0 | 0 | 0 | 0 | 0 |
| 527 Morton | 0 | 0 | 0 | 0 | 0 | 0 | 0 | 0 | 0 | 0 |
| 535 Oakton | 0 | 49 | 0 | 0 | 0 | 0 | 0 | 0 | 0 | 0 |
| 505 Parkland | 0 | 23 | 0 | 0 | 0 | 0 | 0 | 100 | 42 | 0 |
| 515 Prairie State | 0 | 0 | 0 | 0 | 0 | 0 | 11 | 0 | 0 | 0 |
| 521 Rend Lake | 0 | 3 | 0 | 0 | 0 | 0 | 0 | 73 | 0 | 0 |
| 537 Richland | 0 | 0 | 0 | 0 | 0 | 0 | 0 | 0 | 0 | 0 |
| 511 Rock Valley | 0 | 0 | 0 | 0 | 4 | 16 | 0 | 73 | 0 | 0 |
| 518 Sandburg | 0 | 0 | 0 | 0 | 0 | 0 | 0 | 0 | 0 | 0 |
| 506 Sauk Valley | 0 | 3 | 0 | 0 | 0 | 0 | 0 | 0 | 0 | 0 |
| 531 Shawnee | 0 | 5 | 0 | 0 | 0 | 0 | 0 | 0 | 0 | 0 |
| 510 South Suburban | 0 | 0 | 0 | 19 | 0 | 0 | 0 | 104 | 0 | 0 |
| 533 Southeastern | 0 | 81 | 0 | 0 | 0 | 0 | 0 | 23 | 0 | 0 |
| 534 Spoon River | 0 | 2 | 0 | 0 | 0 | 0 | 0 | 20 | 0 | 0 |
| 601 State | 0 | 0 | 0 | 0 | 0 | 0 | 1 | 0 | 0 | 0 |
| 504 Triton | 0 | 0 | 0 | 0 | 0 | 0 | 0 | 136 | 10 | 0 |
| 516 Waubesa | 0 | 0 | 0 | 0 | 0 | 0 | 3 | 0 | 0 | 0 |
| 539 Wood | 0 | 0 | 0 | 0 | 0 | 0 | 0 | 0 | 0 | 0 |
| TOTALS | 1 | 262 | 11 | 53 | 4 | 28 | 56 | 1170 | 52 | 264 |

SOURCE OF DATA: A1 Submission

Illinois Community College Board

Table III-3

ANNUAL UNDUPLICATED ENROLLMENT BY ACADEMIC PROGRAM BY COLLEGE
FOR FISCAL YEAR 1994

| Dist. No. District/College | Communications Electronics 12 470103 | Computer Electronics Maintenance/ Repair 12 470104 | Industrial Electronics 12 470105 | Major Appliance Repair 12 470106 | Heating, Air Conditioning, & Refrigeration Mechanic 12 470201 | Heavy Equipment Maintenance/ Repair 12 470302 | Industrial Equipment Maintenance/ Repair 12 470303 | Industrial Equipment Maintenance Apprentice 12 470399 | Watch/Clock Repair 12 470408 | Stationary Energy Sources Installation/Operator 12 470501 |
|-------------------------------|---|---|-------------------------------------|-------------------------------------|--|--|---|--|---------------------------------|--|
| 522 Belleville | 52 | 47 | 115 | 13 | 346 | 0 | 0 | 0 | 0 | 4 |
| 503 Black Hawk | 0 | 0 | 0 | 0 | 26 | 0 | 2 | 0 | 0 | 0 |
| 508 Chicago | (38) | (21) | (18) | (0) | (134) | (0) | (0) | (0) | (0) | (0) |
| Daley | 0 | 8 | 18 | 0 | 0 | 0 | 0 | 0 | 0 | 0 |
| Kennedy-King | 10 | 0 | 0 | 0 | 79 | 0 | 0 | 0 | 0 | 0 |
| Malcolm X | 0 | 0 | 0 | 0 | 0 | 0 | 0 | 0 | 0 | 0 |
| Olive-Harvey | 0 | 1 | 0 | 0 | 0 | 0 | 0 | 0 | 0 | 0 |
| Truman | 0 | 0 | 0 | 0 | 0 | 0 | 0 | 0 | 0 | 0 |
| Washington | 0 | 0 | 0 | 0 | 55 | 0 | 0 | 0 | 0 | 0 |
| Wilbur Wright | 28 | 12 | 0 | 0 | 0 | 0 | 0 | 0 | 0 | 0 |
| 507 Danville | 2 | 0 | 72 | 0 | 5 | 0 | 35 | 0 | 0 | 0 |
| 502 DuPage | 0 | 0 | 102 | 0 | 258 | 0 | 0 | 0 | 0 | 0 |
| 509 Elgin | 0 | 1 | 0 | 0 | 138 | 0 | 1 | 0 | 0 | 0 |
| 512 Harper | 0 | 1 | 19 | 0 | 94 | 0 | 0 | 0 | 0 | 0 |
| 540 Heartland | 0 | 0 | 0 | 0 | 0 | 0 | 0 | 0 | 0 | 0 |
| 519 Highland | 0 | 0 | 0 | 0 | 0 | 0 | 0 | 0 | 0 | 0 |
| 514 Illinois Central | 15 | 14 | 14 | 0 | 56 | 0 | 11 | 0 | 0 | 0 |
| 529 Illinois Eastern | (75) | (0) | (0) | (0) | (36) | (0) | (33) | (4) | (0) | (0) |
| Frontier | 0 | 0 | 0 | 0 | 0 | 0 | 0 | 0 | 0 | 0 |
| Lincoln Trail | 68 | 0 | 0 | 0 | 36 | 0 | 0 | 0 | 0 | 0 |
| Olney Central | 0 | 0 | 0 | 0 | 0 | 0 | 33 | 0 | 0 | 0 |
| Wabash | 7 | 0 | 0 | 0 | 0 | 0 | 0 | 4 | 0 | 0 |
| 513 Illinois Valley | 0 | 0 | 0 | 0 | 0 | 0 | 8 | 0 | 0 | 0 |
| 525 Joliet | 0 | 0 | 246 | 0 | 32 | 49 | 0 | 0 | 0 | 0 |
| 520 Kankakee | 0 | 0 | 46 | 0 | 38 | 0 | 51 | 0 | 0 | 0 |
| 501 Kaskaskia | 0 | 0 | 0 | 0 | 0 | 0 | 102 | 0 | 0 | 0 |
| 523 Kishwaukee | 0 | 0 | 0 | 0 | 0 | 0 | 0 | 0 | 0 | 0 |
| 532 Lake County | 0 | 0 | 31 | 0 | 137 | 0 | 47 | 0 | 0 | 0 |
| 517 Lake Land | 17 | 0 | 0 | 0 | 69 | 0 | 0 | 0 | 0 | 0 |
| 536 Lewis & Clark | 0 | 39 | 80 | 0 | 0 | 0 | 8 | 0 | 0 | 0 |
| 526 Lincoln Land | 0 | 0 | 50 | 0 | 105 | 0 | 0 | 0 | 0 | 0 |
| 530 Logan | 0 | 0 | 0 | 0 | 60 | 0 | 30 | 0 | 0 | 0 |
| 528 McHenry | 0 | 0 | 0 | 0 | 0 | 0 | 0 | 0 | 0 | 0 |
| 524 Moraine Valley | 0 | 6 | 0 | 0 | 171 | 0 | 38 | 0 | 0 | 0 |
| 527 Morton | 0 | 0 | 0 | 0 | 5 | 0 | 0 | 0 | 0 | 0 |
| 535 Oakton | 27 | 0 | 0 | 0 | 88 | 0 | 0 | 0 | 0 | 0 |
| 505 Parkland | 0 | 0 | 46 | 0 | 0 | 0 | 0 | 0 | 0 | 0 |
| 515 Prairie State | 0 | 0 | 50 | 0 | 73 | 0 | 7 | 0 | 0 | 0 |
| 521 Rend Lake | 0 | 0 | 0 | 12 | 55 | 0 | 59 | 0 | 0 | 0 |
| 537 Richland | 0 | 0 | 200 | 0 | 0 | 0 | 7 | 0 | 0 | 0 |
| 511 Rock Valley | 0 | 0 | 0 | 0 | 0 | 0 | 0 | 0 | 0 | 0 |
| 518 Sandburg | 0 | 0 | 1 | 0 | 0 | 0 | 0 | 0 | 0 | 0 |
| 506 Sauk Valley | 2 | 0 | 54 | 0 | 39 | 0 | 0 | 0 | 0 | 0 |
| 531 Shawnee | 0 | 0 | 10 | 0 | 0 | 0 | 0 | 0 | 0 | 0 |
| 510 South Suburban | 1 | 0 | 0 | 0 | 0 | 0 | 0 | 0 | 0 | 0 |
| 533 Southeastern | 0 | 0 | 27 | 0 | 0 | 0 | 81 | 0 | 0 | 0 |
| 534 Spoon River | 0 | 0 | 11 | 0 | 0 | 0 | 0 | 0 | 0 | 0 |
| 601 State | 0 | 0 | 0 | 0 | 13 | 0 | 0 | 0 | 0 | 0 |
| 504 Triton | 0 | 28 | 0 | 0 | 253 | 0 | 22 | 0 | 0 | 33 |
| 516 Waubesa | 0 | 2 | 0 | 0 | 106 | 0 | 38 | 0 | 0 | 0 |
| 539 Wood | 0 | 0 | 0 | 0 | 4 | 0 | 0 | 0 | 9 | 0 |
| TOTALS | 229 | 159 | 1192 | 25 | 2351 | 49 | 580 | 4 | 9 | 37 |

SOURCE OF DATA: A1 Submission

Illinois Community College Board
Table III-3
ANNUAL UNDUPLICATED ENROLLMENT BY ACADEMIC PROGRAM BY COLLEGE
FOR FISCAL YEAR 1994

| Dist. No. District/College | Automotive Body Repair 12 470603 | Automotive Mechanics 12 470604 | Diesel Engine/Truck Mechanics 12 470605 | Small Engine Repair 12 470606 | Aviation Systems/Avionics Maintenance Technologists/ Technician 12 470609 | Mechanical/Repairs Course Enrollees 12 479999 | Architectural Drafting 12 480102 | Electrical/Electronics Drafting 12 480104 | Mechanical Drafting 12 480105 | Typesetting, Make-up, & Composition 12 480205 |
|-------------------------------|-------------------------------------|-----------------------------------|--|----------------------------------|---|--|-------------------------------------|--|----------------------------------|--|
| 522 Belleville | 0 | 0 | 0 | 0 | 137 | 0 | 0 | 0 | 124 | 0 |
| 503 Black Hawk | 24 | 125 | 25 | 0 | 0 | 0 | 0 | 0 | 26 | 0 |
| 508 Chicago | (47) | (481) | (0) | (0) | (804) | (0) | (83) | (0) | (87) | (0) |
| Daley | 0 | 0 | 0 | 0 | 804 | 0 | 11 | 0 | 3 | 0 |
| Kennedy-King | 2 | 102 | 0 | 0 | 0 | 0 | 1 | 0 | 0 | 0 |
| Malcolm X | 0 | 0 | 0 | 0 | 0 | 0 | 0 | 0 | 0 | 0 |
| Olive-Harvey | 0 | 0 | 0 | 0 | 0 | 0 | 32 | 0 | 0 | 0 |
| Truman | 27 | 222 | 0 | 0 | 0 | 0 | 0 | 0 | 28 | 0 |
| Washington | 18 | 157 | 0 | 0 | 0 | 0 | 32 | 0 | 56 | 0 |
| Wilbur Wright | 0 | 0 | 0 | 0 | 0 | 0 | 7 | 0 | 0 | 0 |
| 507 Danville | 0 | 36 | 0 | 0 | 0 | 0 | 0 | 0 | 7 | 0 |
| 502 DuPage | 0 | 219 | 0 | 0 | 0 | 0 | 332 | 0 | 0 | 5 |
| 509 Elgin | 0 | 113 | 0 | 0 | 0 | 0 | 0 | 0 | 0 | 0 |
| 512 Harper | 0 | 0 | 0 | 0 | 0 | 0 | 100 | 0 | 0 | 0 |
| 540 Heartland | 0 | 0 | 0 | 0 | 0 | 0 | 0 | 0 | 0 | 0 |
| 519 Highland | 23 | 33 | 0 | 0 | 0 | 0 | 0 | 0 | 0 | 0 |
| 514 Illinois Central | 0 | 150 | 22 | 0 | 0 | 4 | 6 | 0 | 0 | 0 |
| 529 Illinois Eastern | (12) | (22) | (24) | (0) | (0) | (0) | (13) | (0) | (0) | (0) |
| Frontier | 0 | 0 | 0 | 0 | 0 | 0 | 0 | 0 | 0 | 0 |
| Lincoln Trail | 0 | 0 | 0 | 0 | 0 | 0 | 13 | 0 | 0 | 0 |
| Olney Central | 12 | 22 | 0 | 0 | 0 | 0 | 0 | 0 | 0 | 0 |
| Wabash | 0 | 0 | 24 | 0 | 0 | 0 | 0 | 0 | 0 | 0 |
| 513 Illinois Valley | 0 | 106 | 6 | 50 | 0 | 7 | 0 | 0 | 0 | 0 |
| 525 Joliet | 0 | 107 | 0 | 0 | 0 | 0 | 0 | 0 | 0 | 0 |
| 520 Kankakee | 0 | 30 | 0 | 0 | 0 | 0 | 0 | 0 | 0 | 0 |
| 501 Kaskaskia | 37 | 80 | 0 | 7 | 0 | 0 | 72 | 0 | 0 | 0 |
| 523 Kishwaukee | 15 | 31 | 2 | 0 | 0 | 3 | 0 | 0 | 0 | 0 |
| 532 Lake County | 31 | 126 | 0 | 0 | 0 | 0 | 78 | 2 | 18 | 0 |
| 517 Lake Land | 45 | 106 | 0 | 48 | 0 | 0 | 50 | 0 | 4 | 0 |
| 536 Lewis & Clark | 17 | 67 | 0 | 0 | 0 | 0 | 0 | 0 | 0 | 0 |
| 526 Lincoln Land | 60 | 92 | 0 | 0 | 0 | 0 | 79 | 0 | 0 | 0 |
| 530 Logan | 34 | 75 | 3 | 0 | 0 | 0 | 0 | 0 | 6 | 0 |
| 528 M'Henry | 0 | 35 | 0 | 0 | 0 | 0 | 0 | 0 | 0 | 0 |
| 524 Moraine Valley | 0 | 178 | 0 | 0 | 0 | 0 | 0 | 0 | 15 | 0 |
| 527 Morton | 0 | 12 | 0 | 0 | 0 | 0 | 0 | 0 | 1 | 0 |
| 535 Oakton | 0 | 111 | 0 | 0 | 0 | 0 | 110 | 0 | 0 | 0 |
| 505 Parkland | 0 | 85 | 0 | 0 | 0 | 55 | 0 | 0 | 6 | 0 |
| 515 Prairie State | 0 | 142 | 0 | 0 | 0 | 0 | 0 | 0 | 17 | 0 |
| 521 Rend Lake | 41 | 76 | 0 | 0 | 0 | 0 | 56 | 0 | 0 | 0 |
| 537 Richland | 0 | 49 | 0 | 0 | 0 | 0 | 5 | 0 | 60 | 0 |
| 511 Rock Valley | 0 | 60 | 0 | 0 | 101 | 0 | 0 | 0 | 0 | 0 |
| 518 Sandburg | 19 | 21 | 48 | 34 | 0 | 0 | 0 | 0 | 0 | 0 |
| 506 Sauk Valley | 0 | 0 | 0 | 0 | 0 | 0 | 0 | 0 | 0 | 0 |
| 531 Shawnee | 0 | 24 | 2 | 0 | 0 | 0 | 12 | 0 | 0 | 0 |
| 510 South Suburban | 0 | 0 | 0 | 0 | 0 | 0 | 17 | 0 | 6 | 0 |
| 533 Southeastern | 45 | 107 | 47 | 0 | 0 | 0 | 13 | 0 | 7 | 0 |
| 534 Spoon River | 0 | 43 | 0 | 0 | 0 | 0 | 0 | 0 | 0 | 0 |
| 601 State | 9 | 15 | 0 | 0 | 0 | 0 | 0 | 0 | 0 | 0 |
| 504 Triton | 0 | 368 | 23 | 0 | 0 | 172 | 78 | 0 | 22 | 3 |
| 516 Waubensee | 47 | 85 | 0 | 3 | 0 | 0 | 13 | 0 | 0 | 0 |
| 539 Wood | 4 | 2 | 0 | 0 | 0 | 0 | 0 | 0 | 5 | 0 |
| TOTALS | 510 | 3412 | 202 | 142 | 1042 | 241 | 1117 | 2 | 411 | 8 |

SOURCE OF DATA: A1 Submission

Illinois Community College Board
Table III-3
ANNUAL UNDUPLICATED ENROLLMENT BY ACADEMIC PROGRAM BY COLLEGE
FOR FISCAL YEAR 1994

| Dist. No. District/College | Lithography, Photography, & Platemaking 12 480206 | Printing Press Operations 12 480208 | Desktop Publishing Equipment Operator 12 480212 | Upholstering 12 480303 | Machinist/Machine Technologist 12 480501 | Industrial Blacksmithing 12 480502 | Machine Tool Operation/Machine Shop 12 480503 | Sheet Metal 12 480506 | Tool & Die Making 12 480507 | Welding, Brazing, & Soldering 12 480508 |
|-------------------------------|--|--|--|---------------------------|---|---------------------------------------|--|--------------------------|--------------------------------|--|
| 522 Belleville | 0 | 0 | 29 | 0 | 31 | 1 | 81 | 23 | 0 | 329 |
| 503 Black Hawk | 0 | 0 | 0 | 0 | 0 | 0 | 41 | 0 | 4 | 30 |
| 508 Chicago | (95) | (0) | (0) | (12) | (0) | (0) | (115) | (0) | (0) | (50) |
| Daley | 0 | 0 | 0 | 0 | 0 | 0 | 74 | 0 | 0 | 0 |
| Kennedy-King | 68 | 0 | 0 | 0 | 0 | 0 | 0 | 0 | 0 | 0 |
| Malcolm X | 0 | 0 | 0 | 0 | 0 | 0 | 0 | 0 | 0 | 0 |
| Olive-Harvey | 0 | 0 | 0 | 0 | 0 | 0 | 0 | 0 | 0 | 0 |
| Truman | 0 | 0 | 0 | 0 | 0 | 0 | 0 | 0 | 0 | 0 |
| Washington | 27 | 0 | 0 | 12 | 0 | 0 | 41 | 0 | 0 | 50 |
| Wilbur Wright | 0 | 0 | 0 | 0 | 0 | 0 | 0 | 0 | 0 | 0 |
| 507 Danville | 0 | 0 | 0 | 0 | 0 | 0 | 7 | 0 | 0 | 15 |
| 502 DuPage | 142 | 10 | 137 | 0 | 0 | 0 | 0 | 0 | 11 | 46 |
| 509 Elgin | 0 | 0 | 2 | 0 | 0 | 0 | 112 | 0 | 1 | 15 |
| 512 Harper | 0 | 0 | 0 | 0 | 0 | 0 | 7 | 0 | 0 | 1 |
| 540 Heartland | 0 | 0 | 0 | 0 | 0 | 0 | 0 | 0 | 0 | 0 |
| 519 Highland | 0 | 0 | 0 | 0 | 0 | 0 | 0 | 0 | 0 | 14 |
| 514 Illinois Central | 48 | 0 | 0 | 0 | 0 | 0 | 18 | 0 | 0 | 86 |
| 529 Illinois Eastern | (0) | (0) | (0) | (0) | (0) | (0) | (17) | (0) | (0) | (0) |
| Frontier | 0 | 0 | 0 | 0 | 0 | 0 | 0 | 0 | 0 | 0 |
| Lincoln Trail | 0 | 0 | 0 | 0 | 0 | 0 | 2 | 0 | 0 | 0 |
| Olney Central | 0 | 0 | 0 | 0 | 0 | 0 | 0 | 0 | 0 | 0 |
| Wabash | 0 | 0 | 0 | 0 | 0 | 0 | 15 | 0 | 0 | 0 |
| 513 Illinois Valley | 0 | 0 | 4 | 0 | 0 | 0 | 0 | 0 | 0 | 0 |
| 525 Joliet | 0 | 0 | 0 | 0 | 0 | 0 | 0 | 0 | 0 | 97 |
| 520 Kankakee | 0 | 0 | 0 | 0 | 0 | 0 | 12 | 0 | 31 | 45 |
| 501 Kaskaskia | 0 | 0 | 0 | 0 | 0 | 0 | 0 | 0 | 0 | 41 |
| 523 Kishwaukee | 0 | 0 | 0 | 0 | 0 | 0 | 6 | 0 | 11 | 5 |
| 532 Lake County | 0 | 0 | 0 | 0 | 0 | 0 | 61 | 0 | 1 | 59 |
| 517 Lake Land | 0 | 0 | 13 | 0 | 0 | 0 | 0 | 0 | 0 | 51 |
| 536 Lewis & Clark | 0 | 0 | 32 | 0 | 0 | 0 | 73 | 0 | 0 | 7 |
| 526 Lincoln Land | 0 | 0 | 0 | 0 | 0 | 0 | 0 | 0 | 0 | 50 |
| 530 Logan | 0 | 0 | 0 | 0 | 0 | 0 | 9 | 0 | 0 | 23 |
| 528 McHenry | 0 | 0 | 0 | 0 | 0 | 0 | 38 | 0 | 0 | 0 |
| 524 Moraine Valley | 0 | 0 | 7 | 0 | 0 | 0 | 92 | 0 | 0 | 100 |
| 527 Morton | 0 | 0 | 0 | 0 | 0 | 0 | 0 | 0 | 0 | 1 |
| 535 Oakton | 0 | 0 | 82 | 0 | 0 | 0 | 222 | 0 | 0 | 0 |
| 505 Parkland | 0 | 0 | 25 | 0 | 0 | 0 | 0 | 0 | 0 | 0 |
| 515 Prairie State | 0 | 0 | 8 | 0 | 0 | 0 | 66 | 0 | 12 | 122 |
| 521 Rend Lake | 0 | 0 | 0 | 0 | 0 | 0 | 0 | 0 | 0 | 35 |
| 537 Richland | 0 | 0 | 0 | 0 | 0 | 0 | 72 | 0 | 0 | 55 |
| 511 Rock Valley | 0 | 0 | 0 | 0 | 4 | 0 | 0 | 41 | 139 | 65 |
| 518 Sandburg | 0 | 0 | 1 | 0 | 0 | 0 | 11 | 0 | 0 | 51 |
| 506 Sauk Valley | 0 | 0 | 0 | 0 | 0 | 0 | 19 | 0 | 0 | 0 |
| 531 Shawnee | 0 | 0 | 0 | 0 | 0 | 0 | 1 | 0 | 0 | 34 |
| 510 South Suburban | 75 | 0 | 0 | 0 | 0 | 0 | 67 | 0 | 0 | 10 |
| 533 Southeastern | 34 | 0 | 0 | 0 | 0 | 0 | 35 | 31 | 0 | 63 |
| 534 Spoon River | 0 | 0 | 0 | 0 | 0 | 0 | 0 | 0 | 0 | 2 |
| 601 State | 24 | 0 | 0 | 0 | 0 | 0 | 0 | 0 | 0 | 12 |
| 504 Triton | 376 | 0 | 37 | 0 | 0 | 0 | 83 | 0 | 29 | 14 |
| 516 Waubonsee | 0 | 0 | 8 | 0 | 0 | 0 | 31 | 0 | 0 | 11 |
| 539 Wood | 0 | 0 | 0 | 0 | 0 | 0 | 0 | 0 | 0 | 2 |
| TOTALS | 794 | 10 | 385 | 12 | 35 | 1 | 1296 | 95 | 239 | 1541 |

SOURCE OF DATA: A1 Submission

Illinois Community College Board

Table III-3

ANNUAL UNDUPLICATED ENROLLMENT BY ACADEMIC PROGRAM BY COLLEGE
FOR FISCAL YEAR 1994

| Dist. No. District/College | Numerical Control 12 480520 | Millwork & Cabinet Making 12 480703 | Precision Production Course Enrollees 12 489999 | Airplane Piloting 12 490102 | Aviation Management 12 490104 | Private Piloting 12 490107 | Truck & Bus Driving 12 490205 | Design & Visual Communications 12 500401 | Commercial Photography 12 500406 | Technical Theatre/Theatre Design & Stagecraft 12 500502 |
|-------------------------------|--------------------------------|--|--|--------------------------------|----------------------------------|-------------------------------|----------------------------------|---|-------------------------------------|--|
| 522 Belleville | 0 | 0 | 0 | 272 | 0 | 3 | 0 | 7 | 0 | 0 |
| 503 Black Hawk | 0 | 0 | 0 | 0 | 0 | 0 | 0 | 47 | 0 | 0 |
| 508 Chicago | (0) | (0) | (0) | (0) | (0) | (0) | (0) | (19) | (2) | (4) |
| Daley | 0 | 0 | 0 | 0 | 0 | 0 | 0 | 0 | 2 | 0 |
| Kennedy-King | 0 | 0 | 0 | 0 | 0 | 0 | 0 | 1 | 0 | 4 |
| Malcolm X | 0 | 0 | 0 | 0 | 0 | 0 | 0 | 0 | 0 | 0 |
| Olive-Harvey | 0 | 0 | 0 | 0 | 0 | 0 | 0 | 0 | 0 | 0 |
| Truman | 0 | 0 | 0 | 0 | 0 | 0 | 0 | 0 | 0 | 0 |
| Washington | 0 | 0 | 0 | 0 | 0 | 0 | 0 | 13 | 0 | 0 |
| Wilbur Wright | 0 | 0 | 0 | 0 | 0 | 0 | 0 | 5 | 0 | 0 |
| 507 Danville | 0 | 0 | 0 | 0 | 0 | 0 | 0 | 0 | 0 | 0 |
| 502 DuPage | 0 | 0 | 0 | 0 | 0 | 0 | 0 | 540 | 243 | 0 |
| 509 Elgin | 0 | 0 | 0 | 0 | 0 | 0 | 119 | 244 | 0 | 0 |
| 512 Harper | 0 | 0 | 0 | 0 | 0 | 0 | 0 | 0 | 0 | 0 |
| 540 Heartland | 0 | 0 | 0 | 0 | 0 | 0 | 0 | 0 | 0 | 0 |
| 519 Highland | 0 | 0 | 0 | 0 | 0 | 0 | 0 | 0 | 0 | 0 |
| 514 Illinois Central | 9 | 0 | 273 | 0 | 0 | 0 | 0 | 200 | 0 | 0 |
| 529 Illinois Eastern | (0) | (23) | (0) | (0) | (0) | (0) | (0) | (0) | (0) | (0) |
| Frontier | 0 | 0 | 0 | 0 | 0 | 0 | 0 | 0 | 0 | 0 |
| Lincoln Trail | 0 | 0 | 0 | 0 | 0 | 0 | 0 | 0 | 0 | 0 |
| Olney Central | 0 | 23 | 0 | 0 | 0 | 0 | 0 | 0 | 0 | 0 |
| Wabash | 0 | 0 | 0 | 0 | 0 | 0 | 0 | 0 | 0 | 0 |
| 513 Illinois Valley | 0 | 0 | 72 | 0 | 0 | 0 | 0 | 0 | 0 | 0 |
| 525 Joliet | 0 | 0 | 0 | 0 | 0 | 0 | 0 | 0 | 0 | 0 |
| 520 Kankakee | 0 | 0 | 0 | 1 | 0 | 0 | 0 | 0 | 0 | 0 |
| 501 Kaskaskia | 0 | 0 | 0 | 0 | 0 | 0 | 0 | 0 | 0 | 0 |
| 523 Kishwaukee | 0 | 0 | 127 | 0 | 0 | 0 | 0 | 0 | 0 | 0 |
| 532 Lake County | 0 | 0 | 0 | 0 | 0 | 0 | 0 | 0 | 0 | 0 |
| 517 Lake Land | 0 | 0 | 0 | 0 | 0 | 0 | 0 | 0 | 0 | 0 |
| 536 Lewis & Clark | 0 | 0 | 0 | 0 | 0 | 0 | 0 | 0 | 0 | 0 |
| 526 Lincoln Land | 0 | 0 | 0 | 0 | 19 | 0 | 0 | 0 | 0 | 0 |
| 530 Logan | 0 | 0 | 0 | 0 | 0 | 0 | 0 | 0 | 0 | 0 |
| 528 McHenry | 0 | 0 | 0 | 0 | 0 | 0 | 0 | 0 | 0 | 0 |
| 524 Moraine Valley | 0 | 0 | 0 | 0 | 0 | 0 | 0 | 0 | 0 | 0 |
| 527 Morton | 0 | 0 | 0 | 0 | 0 | 0 | 0 | 0 | 0 | 0 |
| 535 Oakton | 0 | 0 | 0 | 0 | 0 | 0 | 0 | 0 | 0 | 0 |
| 505 Parkland | 0 | 0 | 76 | 0 | 0 | 0 | 77 | 69 | 0 | 0 |
| 515 Prairie State | 0 | 0 | 0 | 4 | 0 | 0 | 0 | 41 | 70 | 0 |
| 521 Rend Lake | 0 | 0 | 0 | 0 | 0 | 0 | 0 | 0 | 0 | 0 |
| 537 Richland | 0 | 0 | 0 | 0 | 0 | 0 | 0 | 0 | 0 | 0 |
| 511 Rock Valley | 0 | 0 | 0 | 0 | 0 | 3 | 0 | 0 | 0 | 0 |
| 518 Sandburg | 0 | 0 | 0 | 0 | 0 | 0 | 0 | 0 | 0 | 0 |
| 506 Sauk Valley | 0 | 0 | 0 | 0 | 0 | 0 | 0 | 0 | 0 | 0 |
| 531 Shawnee | 0 | 0 | 0 | 0 | 0 | 0 | 49 | 0 | 0 | 0 |
| 510 South Suburban | 0 | 0 | 0 | 12 | 0 | 0 | 0 | 53 | 4 | 0 |
| 533 Southeastern | 0 | 0 | 0 | 0 | 0 | 0 | 0 | 0 | 0 | 0 |
| 534 Spoon River | 0 | 0 | 0 | 0 | 0 | 0 | 0 | 0 | 0 | 0 |
| 601 State | 0 | 0 | 0 | 0 | 0 | 0 | 0 | 0 | 0 | 0 |
| 504 Triton | 0 | 0 | 272 | 0 | 0 | 0 | 0 | 49 | 0 | 0 |
| 516 Waubensee | 0 | 0 | 0 | 0 | 0 | 0 | 0 | 0 | 0 | 0 |
| 539 Wood | 0 | 0 | 0 | 0 | 0 | 0 | 0 | 0 | 0 | 0 |
| TOTALS | 9 | 23 | 820 | 289 | 19 | 6 | 245 | 1269 | 319 | 4 |

SOURCE OF DATA: A1 Submission

Illinois Community College Board
Table III-3
ANNUAL UNDUPLICATED ENROLLMENT BY ACADEMIC PROGRAM BY COLLEGE
FOR FISCAL YEAR 1994

| Dist. No. District/College | Commercial Music 12 500904 | Sign Language Interpreter 12 510205 | Dental Assistant 12 510601 | Dental Hygienist 12 510602 | Dental Laboratory Assistant 12 510603 | Hospital/Health Facilities Administration 12 510702 | Health Unit Coordinator/Ward Clerk 12 510703 | Medical Records Technology/ Technician 12 510707 | Medical Transcription 12 510708 | Central Supply Technician 12 510710 |
|-------------------------------|-------------------------------|--|-------------------------------|-------------------------------|--|--|---|---|------------------------------------|--|
| 522 Belleville | 0 | 0 | 0 | 0 | 0 | 0 | 55 | 43 | 0 | 0 |
| 503 Black Hawk | 0 | 0 | 7 | 0 | 0 | 0 | 0 | 0 | 81 | 0 |
| 508 Chicago | (12) | (0) | (0) | (0) | (0) | (0) | (0) | (81) | (106) | (0) |
| Daley | 0 | 0 | 0 | 0 | 0 | 0 | 0 | 0 | 0 | 0 |
| Kennedy-King | 0 | 0 | 0 | 0 | 0 | 0 | 0 | 0 | 0 | 0 |
| Malcolm X | 0 | 0 | 0 | 0 | 0 | 0 | 0 | 0 | 0 | 0 |
| Olive-Harvey | 0 | 0 | 0 | 0 | 0 | 0 | 0 | 0 | 0 | 0 |
| Truman | 0 | 0 | 0 | 0 | 0 | 0 | 0 | 81 | 5 | 0 |
| Washington | 12 | 0 | 0 | 0 | 0 | 0 | 0 | 0 | 101 | 0 |
| Wilbur Wright | 0 | 0 | 0 | 0 | 0 | 0 | 0 | 0 | 0 | 0 |
| 507 Danville | 0 | 0 | 0 | 0 | 0 | 0 | 0 | 0 | 0 | 0 |
| 502 DuPage | 0 | 0 | 0 | 0 | 0 | 4 | 0 | 150 | 123 | 0 |
| 509 Elgin | 0 | 0 | 36 | 0 | 0 | 0 | 0 | 0 | 31 | 0 |
| 512 Harper | 0 | 119 | 0 | 183 | 0 | 0 | 0 | 0 | 9 | 0 |
| 540 Heartland | 0 | 0 | 0 | 0 | 0 | 0 | 0 | 0 | 0 | 0 |
| 519 Highland | 0 | 0 | 0 | 0 | 0 | 0 | 0 | 0 | 7 | 0 |
| 514 Illinois Central | 0 | 0 | 31 | 117 | 0 | 23 | 0 | 25 | 33 | 0 |
| 529 Illinois Eastern | (0) | (0) | (0) | (0) | (0) | (0) | (0) | (0) | (5) | (0) |
| Frontier | 0 | 0 | 0 | 0 | 0 | 0 | 0 | 0 | 0 | 0 |
| Lincoln Trail | 0 | 0 | 0 | 0 | 0 | 0 | 0 | 0 | 0 | 0 |
| Olney Central | 0 | 0 | 0 | 0 | 0 | 0 | 0 | 0 | 5 | 0 |
| Wabash | 0 | 0 | 0 | 0 | 0 | 0 | 0 | 0 | 0 | 0 |
| 513 Illinois Valley | 0 | 0 | 32 | 0 | 0 | 0 | 0 | 0 | 0 | 0 |
| 525 Joliet | 0 | 0 | 0 | 0 | 0 | 0 | 0 | 0 | 61 | 0 |
| 520 Kankakee | 0 | 0 | 0 | 0 | 0 | 0 | 0 | 0 | 0 | 0 |
| 501 Kaskaskia | 0 | 0 | 31 | 0 | 0 | 0 | 0 | 0 | 0 | 0 |
| 523 Kishwaukee | 0 | 0 | 0 | 0 | 0 | 0 | 0 | 0 | 25 | 0 |
| 532 Lake County | 0 | 0 | 0 | 0 | 0 | 0 | 0 | 35 | 16 | 0 |
| 517 Lake Land | 0 | 0 | 0 | 76 | 0 | 0 | 0 | 0 | 0 | 0 |
| 536 Lewis & Clark | 0 | 0 | 54 | 0 | 0 | 0 | 20 | 0 | 47 | 0 |
| 526 Lincoln Land | 0 | 0 | 0 | 0 | 0 | 0 | 0 | 0 | 0 | 0 |
| 530 Logan | 0 | 33 | 61 | 0 | 0 | 0 | 0 | 27 | 73 | 0 |
| 528 McHenry | 0 | 0 | 0 | 0 | 0 | 0 | 0 | 0 | 0 | 0 |
| 524 Moraine Valley | 0 | 0 | 0 | 0 | 0 | 0 | 0 | 43 | 0 | 0 |
| 527 Morton | 0 | 0 | 16 | 0 | 0 | 0 | 0 | 0 | 0 | 0 |
| 535 Oakton | 0 | 0 | 0 | 0 | 0 | 0 | 0 | 67 | 28 | 0 |
| 505 Parkland | 0 | 0 | 25 | 61 | 0 | 0 | 0 | 0 | 16 | 0 |
| 515 Prairie State | 0 | 0 | 0 | 120 | 0 | 0 | 0 | 0 | 0 | 0 |
| 521 Rend Lake | 0 | 0 | 0 | 0 | 0 | 0 | 0 | 14 | 0 | 0 |
| 537 Richland | 0 | 0 | 0 | 0 | 0 | 0 | 0 | 0 | 19 | 0 |
| 511 Rock Valley | 0 | 0 | 1 | 0 | 0 | 0 | 0 | 0 | 2 | 0 |
| 518 Sandburg | 0 | 0 | 0 | 0 | 0 | 0 | 0 | 0 | 0 | 0 |
| 506 Sauk Valley | 0 | 0 | 0 | 0 | 0 | 0 | 0 | 0 | 0 | 0 |
| 531 Shawnee | 0 | 0 | 0 | 0 | 0 | 0 | 0 | 13 | 0 | 0 |
| 510 South Suburban | 0 | 0 | 0 | 0 | 0 | 0 | 0 | 0 | 74 | 0 |
| 533 Southeastern | 0 | 0 | 0 | 0 | 0 | 0 | 0 | 17 | 0 | 0 |
| 534 Spoon River | 0 | 0 | 0 | 0 | 0 | 0 | 0 | 0 | 0 | 0 |
| 601 State | 0 | 0 | 0 | 0 | 0 | 0 | 13 | 0 | 0 | 0 |
| 504 Triton | 0 | 0 | 5 | 0 | 122 | 1 | 0 | 0 | 1 | 1 |
| 516 Waubensee | 0 | 149 | 0 | 0 | 0 | 0 | 0 | 0 | 0 | 0 |
| 539 Wood | 0 | 0 | 0 | 0 | 0 | 0 | 0 | 0 | 21 | 0 |
| TOTALS | 12 | 301 | 299 | 557 | 122 | 28 | 88 | 515 | 778 | 1 |

SOURCE OF DATA: A1 Submission

Illinois Community College Board
Table III-3
ANNUAL UNDUPLICATED ENROLLMENT BY ACADEMIC PROGRAM BY COLLEGE
FOR FISCAL YEAR 1994

| Dist. No. District/College | Medical Assistant 12 510801 | Occupational Therapy Assistant 12 510803 | Pharmacy Technician/Assistant 12 510805 | Physical Therapy Assistant 12 510806 | Physician Assistant 12 510807 | Veterinarian Assistant/Animal Health Technician 12 510808 | Electroencephalograph Technician 12 510903 | Emergency Medical Technology/ Technician 12 510904 | Nuclear Medical Technology/ Technician 12 510905 | Medical Radiologic Technology/ Technician 12 510907 |
|-------------------------------|--------------------------------|---|--|---|----------------------------------|--|---|---|---|--|
| 522 Belleville | 116 | 0 | 0 | 81 | 0 | 0 | 0 | 228 | 0 | 89 |
| 503 Black Hawk | 0 | 0 | 2 | 146 | 0 | 0 | 2 | 20 | 0 | 94 |
| 508 Chicago | (0) | (34) | (116) | (0) | (71) | (0) | (0) | (64) | (0) | (246) |
| Daley | 0 | 0 | 0 | 0 | 0 | 0 | 0 | 0 | 0 | 0 |
| Kennedy-King | 0 | 0 | 0 | 0 | 0 | 0 | 0 | 0 | 0 | 0 |
| Malcolm X | 0 | 0 | 116 | 0 | 71 | 0 | 0 | 55 | 0 | 126 |
| Olive-Harvey | 0 | 0 | 0 | 0 | 0 | 0 | 0 | 0 | 0 | 0 |
| Truman | 0 | 0 | 0 | 0 | 0 | 0 | 0 | 0 | 0 | 0 |
| Washington | 0 | 0 | 0 | 0 | 0 | 0 | 0 | 9 | 0 | 0 |
| Wilbur Wright | 0 | 34 | 0 | 0 | 0 | 0 | 0 | 0 | 0 | 120 |
| 507 Danville | 0 | 0 | 0 | 0 | 0 | 0 | 0 | 0 | 0 | 42 |
| 502 DuPage | 1 | 216 | 0 | 0 | 0 | 0 | 0 | 49 | 37 | 268 |
| 509 Elgin | 0 | 0 | 0 | 0 | 0 | 0 | 0 | 0 | 0 | 0 |
| 512 Harper | 60 | 0 | 76 | 0 | 0 | 0 | 0 | 0 | 0 | 0 |
| 540 Heartland | 0 | 0 | 0 | 0 | 0 | 0 | 0 | 0 | 0 | 0 |
| 519 Highland | 0 | 0 | 0 | 0 | 0 | 0 | 0 | 0 | 0 | 0 |
| 514 Illinois Central | 0 | 151 | 0 | 289 | 0 | 0 | 0 | 36 | 0 | 200 |
| 529 Illinois Eastern | (0) | (0) | (0) | (0) | (0) | (0) | (0) | (498) | (0) | (45) |
| Frontier | 0 | 0 | 0 | 0 | 0 | 0 | 0 | 497 | 0 | 1 |
| Lincoln Trail | 0 | 0 | 0 | 0 | 0 | 0 | 0 | 0 | 0 | 0 |
| Olney Central | 0 | 0 | 0 | 0 | 0 | 0 | 0 | 1 | 0 | 44 |
| Wabash | 0 | 0 | 0 | 0 | 0 | 0 | 0 | 0 | 0 | 0 |
| 513 Illinois Valley | 0 | 0 | 0 | 0 | 0 | 0 | 0 | 0 | 0 | 0 |
| 525 Joliet | 0 | 0 | 0 | 0 | 0 | 0 | 0 | 0 | 0 | 0 |
| 520 Kankakee | 0 | 0 | 0 | 0 | 0 | 0 | 0 | 120 | 0 | 136 |
| 501 Kaskaskia | 0 | 0 | 0 | 0 | 0 | 0 | 0 | 0 | 0 | 95 |
| 523 Kishwaukee | 0 | 0 | 0 | 0 | 0 | 0 | 0 | 0 | 0 | 49 |
| 532 Lake County | 0 | 0 | 0 | 0 | 0 | 0 | 0 | 0 | 0 | 114 |
| 517 Lake Land | 0 | 0 | 0 | 139 | 0 | 0 | 0 | 0 | 0 | 0 |
| 536 Lewis & Clark | 0 | 0 | 0 | 0 | 0 | 0 | 0 | 0 | 0 | 0 |
| 526 Lincoln Land | 0 | 0 | 0 | 0 | 0 | 0 | 0 | 0 | 0 | 41 |
| 530 Logan | 0 | 0 | 0 | 0 | 0 | 0 | 0 | 298 | 0 | 0 |
| 528 McHenry | 0 | 0 | 0 | 0 | 0 | 0 | 0 | 75 | 0 | 0 |
| 524 Moraine Valley | 0 | 0 | 0 | 0 | 0 | 0 | 0 | 477 | 0 | 86 |
| 527 Morton | 0 | 0 | 0 | 85 | 0 | 0 | 0 | 0 | 0 | 0 |
| 535 Oakton | 0 | 0 | 0 | 87 | 0 | 0 | 0 | 0 | 0 | 0 |
| 505 Parkland | 0 | 35 | 3 | 0 | 0 | 61 | 0 | 27 | 0 | 30 |
| 515 Prairie State | 0 | 0 | 0 | 0 | 0 | 0 | 0 | 0 | 0 | 0 |
| 521 Rend Lake | 0 | 0 | 0 | 0 | 0 | 0 | 0 | 72 | 0 | 0 |
| 537 Richland | 0 | 0 | 0 | 0 | 0 | 0 | 0 | 0 | 0 | 0 |
| 511 Rock Valley | 0 | 0 | 33 | 0 | 0 | 0 | 0 | 0 | 0 | 0 |
| 518 Sandburg | 0 | 0 | 0 | 0 | 0 | 0 | 0 | 18 | 0 | 58 |
| 506 Sauk Valley | 0 | 0 | 0 | 0 | 0 | 0 | 0 | 0 | 0 | 138 |
| 531 Shawnee | 0 | 0 | 0 | 0 | 0 | 0 | 0 | 0 | 0 | 0 |
| 510 South Suburban | 0 | 403 | 185 | 0 | 0 | 0 | 0 | 223 | 0 | 353 |
| 533 Southeastern | 0 | 0 | 0 | 0 | 0 | 0 | 0 | 126 | 0 | 0 |
| 534 Spoon River | 0 | 0 | 0 | 0 | 0 | 0 | 0 | 0 | 0 | 0 |
| 601 State | 0 | 0 | 0 | 0 | 0 | 0 | 0 | 7 | 0 | 0 |
| 504 Triton | 3 | 0 | 0 | 0 | 0 | 0 | 0 | 0 | 67 | 141 |
| 516 Waubesa | 0 | 0 | 0 | 0 | 0 | 0 | 0 | 0 | 0 | 0 |
| 539 Wood | 0 | 0 | 0 | 0 | 0 | 0 | 0 | 0 | 0 | 0 |
| TOTALS | 180 | 839 | 415 | 827 | 71 | 61 | 2 | 2338 | 104 | 2225 |

SOURCE OF DATA: A1 Submission

Illinois Community College Board

Table III-3

ANNUAL UNDUPLICATED ENROLLMENT BY ACADEMIC PROGRAM BY COLLEGE
FOR FISCAL YEAR 1994

| Dist. No. District/College | Respiratory Therapy Technician 12 510908 | Surgical/Operating Room Technician 12 510909 | Diagnostic Medical Sonography 12 510910 | Renal Dialysis Technology/ Technician 12 510911 | Radiation Therapy Assisting 12 510912 | Computerized Tomography 12 510913 | Magnetic Resonance Imaging 12 510914 | Medical Laboratory Technician 12 511004 | Alcohol/Drug Abuse Counseling 12 511501 | Psychiatric/Mental Health Services Technician 12 511502 |
|-------------------------------|---|---|--|--|--|--------------------------------------|---|--|--|--|
| 522 Belleville | 34 | 0 | 0 | 0 | 0 | 0 | 0 | 39 | 0 | 0 |
| 503 Black Hawk | 70 | 0 | 0 | 0 | 0 | 0 | 0 | 0 | 0 | 0 |
| 508 Chicago | (89) | (0) | (16) | (45) | (16) | (0) | (0) | (102) | (330) | (38) |
| Daley | 0 | 0 | 0 | 0 | 0 | 0 | 0 | 0 | 0 | 0 |
| Kennedy-King | 0 | 0 | 0 | 0 | 0 | 0 | 0 | 0 | 0 | 8 |
| Malcolm X | 48 | 0 | 0 | 45 | 16 | 0 | 0 | 102 | 0 | 0 |
| Olive-Harvey | 41 | 0 | 0 | 0 | 0 | 0 | 0 | 0 | 0 | 0 |
| Truman | 0 | 0 | 0 | 0 | 0 | 0 | 0 | 0 | 0 | 0 |
| Washington | 0 | 0 | 0 | 0 | 0 | 0 | 0 | 0 | 330 | 30 |
| Wilbur Wright | 0 | 0 | 16 | 0 | 0 | 0 | 0 | 0 | 0 | 0 |
| 507 Danville | 0 | 0 | 0 | 0 | 0 | 0 | 0 | 0 | 57 | 0 |
| 502 DuPage | 133 | 0 | 0 | 0 | 0 | 0 | 0 | 0 | 236 | 0 |
| 509 Elgin | 0 | 72 | 0 | 0 | 0 | 0 | 0 | 36 | 19 | 1 |
| 512 Harper | 0 | 9 | 0 | 0 | 0 | 0 | 0 | 0 | 0 | 0 |
| 540 Heartland | 0 | 0 | 0 | 0 | 0 | 0 | 0 | 0 | 0 | 0 |
| 519 Highland | 0 | 0 | 0 | 0 | 0 | 0 | 0 | 0 | 0 | 0 |
| 514 Illinois Central | 138 | 131 | 0 | 0 | 0 | 0 | 0 | 93 | 0 | 0 |
| 529 Illinois Eastern | (0) | (0) | (0) | (0) | (0) | (0) | (0) | (0) | (0) | (0) |
| Frontier | 0 | 0 | 0 | 0 | 0 | 0 | 0 | 0 | 0 | 0 |
| Lincoln Trail | 0 | 0 | 0 | 0 | 0 | 0 | 0 | 0 | 0 | 0 |
| Olney Central | 0 | 0 | 0 | 0 | 0 | 0 | 0 | 0 | 0 | 0 |
| Wabash | 0 | 0 | 0 | 0 | 0 | 0 | 0 | 0 | 0 | 0 |
| 513 Illinois Valley | 0 | 0 | 0 | 0 | 0 | 0 | 0 | 0 | 0 | 0 |
| 525 Joliet | 0 | 0 | 0 | 0 | 0 | 0 | 0 | 0 | 0 | 0 |
| 520 Kankakee | 50 | 0 | 0 | 0 | 0 | 0 | 0 | 54 | 0 | 0 |
| 501 Kaskaskia | 22 | 0 | 0 | 0 | 0 | 0 | 0 | 0 | 0 | 0 |
| 523 Kishwaukee | 0 | 0 | 0 | 0 | 0 | 0 | 0 | 0 | 0 | 0 |
| 532 Lake County | 0 | 0 | 0 | 0 | 0 | 0 | 0 | 114 | 126 | 0 |
| 517 Lake Land | 0 | 0 | 0 | 0 | 0 | 0 | 0 | 0 | 0 | 0 |
| 536 Lewis & Clark | 0 | 0 | 0 | 0 | 0 | 0 | 0 | 108 | 0 | 0 |
| 526 Lincoln Land | 31 | 0 | 0 | 0 | 0 | 0 | 0 | 0 | 0 | 0 |
| 530 Logan | 0 | 0 | 0 | 0 | 0 | 0 | 0 | 13 | 0 | 0 |
| 528 McHenry | 0 | 0 | 0 | 0 | 0 | 0 | 0 | 0 | 0 | 0 |
| 524 Moraine Valley | 51 | 0 | 0 | 0 | 0 | 0 | 0 | 45 | 173 | 0 |
| 527 Morton | 0 | 0 | 0 | 0 | 0 | 0 | 0 | 0 | 0 | 0 |
| 535 Oakton | 0 | 0 | 0 | 0 | 0 | 0 | 0 | 38 | 0 | 0 |
| 505 Parkland | 36 | 12 | 0 | 0 | 21 | 0 | 0 | 0 | 0 | 0 |
| 515 Prairie State | 0 | 0 | 0 | 0 | 0 | 0 | 0 | 0 | 65 | 54 |
| 521 Rend Lake | 0 | 0 | 0 | 0 | 0 | 0 | 0 | 8 | 0 | 0 |
| 537 Richland | 0 | 0 | 0 | 0 | 0 | 0 | 0 | 0 | 0 | 0 |
| 511 Rock Valley | 88 | 0 | 0 | 0 | 0 | 0 | 0 | 0 | 0 | 0 |
| 518 Sandburg | 0 | 0 | 0 | 0 | 0 | 0 | 0 | 0 | 0 | 0 |
| 506 Sauk Valley | 0 | 0 | 0 | 0 | 0 | 0 | 0 | 54 | 0 | 0 |
| 531 Shawnee | 0 | 0 | 0 | 0 | 0 | 0 | 0 | 2 | 0 | 0 |
| 510 South Suburban | 0 | 0 | 0 | 0 | 0 | 0 | 0 | 0 | 0 | 58 |
| 533 Southeastern | 0 | 0 | 0 | 0 | 0 | 0 | 0 | 6 | 0 | 12 |
| 534 Spoon River | 0 | 0 | 0 | 0 | 0 | 0 | 0 | 0 | 0 | 0 |
| 601 State | 0 | 0 | 0 | 0 | 0 | 0 | 0 | 0 | 42 | 0 |
| 504 Triton | 62 | 70 | 64 | 0 | 0 | 15 | 49 | 5 | 142 | 0 |
| 516 Waubensee | 29 | 0 | 0 | 0 | 0 | 0 | 0 | 0 | 35 | 0 |
| 539 Wood | 0 | 0 | 0 | 0 | 0 | 0 | 0 | 0 | 0 | 0 |
| TOTALS | 833 | 294 | 80 | 45 | 37 | 15 | 49 | 717 | 1225 | 163 |

SOURCE OF DATA: A1 Submission

Illinois Community College Board
Table III-3
ANNUAL UNDUPLICATED ENROLLMENT BY ACADEMIC PROGRAM BY COLLEGE
FOR FISCAL YEAR 1994

| Dist. No. District/College | Developmental Disabilities/ Habituation Aide 12 511504 | Nursing (R.N. Training) 12 511601 | Practical Nurse (L.P.N. Training) 12 511613 | Nurse Assistant/Aide 12 511614 | Ophthalmic Medical Technologist 12 511803 | Medical Laboratory Aide/ Phlebotomy 12 512602 | Therapeutic Recreational Assisting 12 512604 | Allied Health Course Enrollers 12 519999 | Business Administration & Management, General 12 520201 | Logistics & Materials Management 12 520203 |
|-------------------------------|---|--------------------------------------|--|-----------------------------------|--|--|---|---|--|---|
| 522 Belleville | 0 | 156 | 0 | 160 | 0 | 0 | 0 | 1436 | 362 | 0 |
| 503 Black Hawk | 0 | 692 | 235 | 79 | 0 | 0 | 0 | 0 | 198 | 0 |
| 508 Chicago | (0) | (1112) | (567) | (194) | (0) | (0) | (0) | (0) | (219) | (0) |
| Daley | 0 | 180 | 0 | 0 | 0 | 0 | 0 | 0 | 32 | 0 |
| Kennedy-King | 0 | 271 | 0 | 0 | 0 | 0 | 0 | 0 | 11 | 0 |
| Malcolm X | 0 | 190 | 0 | 0 | 0 | 0 | 0 | 0 | 5 | 0 |
| Olive-Harvey | 0 | 210 | 0 | 0 | 0 | 0 | 0 | 0 | 60 | 0 |
| Truman | 0 | 261 | 0 | 0 | 0 | 0 | 0 | 0 | 48 | 0 |
| Washington | 0 | 0 | 567 | 194 | 0 | 0 | 0 | 0 | 30 | 0 |
| Wilbur Wright | 0 | 0 | 0 | 0 | 0 | 0 | 0 | 0 | 33 | 0 |
| 507 Danville | 0 | 0 | 64 | 55 | 0 | 0 | 0 | 29 | 0 | 0 |
| 502 DuPage | 0 | 924 | 12 | 0 | 0 | 0 | 0 | 0 | 362 | 0 |
| 509 Elgin | 0 | 907 | 1 | 0 | 0 | 0 | 0 | 0 | 165 | 0 |
| 512 Harper | 3 | 795 | 3 | 0 | 0 | 0 | 0 | 538 | 62 | 0 |
| 540 Heartland | 0 | 115 | 43 | 0 | 0 | 0 | 0 | 0 | 0 | 10 |
| 519 Highland | 0 | 218 | 136 | 35 | 0 | 0 | 0 | 1 | 95 | 0 |
| 514 Illinois Central | 0 | 886 | 168 | 80 | 0 | 0 | 0 | 118 | 468 | 5 |
| 529 Illinois Eastern | (0) | (238) | (84) | (80) | (0) | (0) | (0) | (1) | (0) | (0) |
| Frontier | 0 | 0 | 0 | 30 | 0 | 0 | 0 | 0 | 0 | 0 |
| Lincoln Trail | 0 | 0 | 0 | 16 | 0 | 0 | 0 | 1 | 0 | 0 |
| Olney Central | 0 | 238 | 84 | 28 | 0 | 0 | 0 | 0 | 0 | 0 |
| Wabash | 0 | 0 | 0 | 6 | 0 | 0 | 0 | 0 | 0 | 0 |
| 513 Illinois Valley | 0 | 187 | 46 | 56 | 0 | 0 | 0 | 127 | 76 | 0 |
| 525 Joliet | 0 | 371 | 0 | 135 | 0 | 0 | 0 | 944 | 0 | 0 |
| 520 Kankakee | 0 | 460 | 206 | 8 | 0 | 0 | 0 | 426 | 0 | 0 |
| 501 Kaskaskia | 0 | 260 | 74 | 44 | 0 | 0 | 0 | 11 | 148 | 0 |
| 523 Kishwaukee | 0 | 96 | 16 | 40 | 0 | 0 | 0 | 49 | 51 | 0 |
| 532 Lake County | 0 | 337 | 0 | 0 | 0 | 0 | 0 | 962 | 517 | 0 |
| 517 Lake Land | 0 | 307 | 190 | 111 | 0 | 0 | 0 | 0 | 0 | 0 |
| 536 Lewis & Clark | 0 | 715 | 0 | 165 | 0 | 0 | 0 | 98 | 118 | 0 |
| 526 Lincoln Land | 0 | 226 | 0 | 90 | 0 | 0 | 0 | 0 | 231 | 0 |
| 530 Logan | 0 | 88 | 129 | 71 | 0 | 0 | 0 | 0 | 0 | 0 |
| 528 McHenry | 4 | 0 | 0 | 98 | 0 | 0 | 0 | 93 | 147 | 0 |
| 524 Moraine Valley | 0 | 223 | 0 | 1 | 0 | 116 | 75 | 63 | 779 | 0 |
| 527 Morton | 0 | 148 | 0 | 20 | 0 | 0 | 0 | 0 | 15 | 0 |
| 535 Oakton | 0 | 185 | 0 | 0 | 0 | 0 | 0 | 0 | 0 | 18 |
| 505 Parkland | 0 | 454 | 50 | 69 | 0 | 0 | 0 | 21 | 164 | 14 |
| 515 Prairie State | 0 | 817 | 0 | 22 | 0 | 0 | 0 | 0 | 0 | 0 |
| 521 Rend Lake | 0 | 99 | 197 | 131 | 0 | 0 | 0 | 12 | 50 | 0 |
| 537 Richland | 0 | 262 | 0 | 0 | 0 | 0 | 0 | 72 | 129 | 12 |
| 511 Rock Valley | 0 | 302 | 0 | 260 | 0 | 0 | 0 | 0 | 502 | 76 |
| 518 Sandburg | 0 | 208 | 81 | 38 | 0 | 0 | 0 | 0 | 0 | 0 |
| 506 Sauk Valley | 0 | 225 | 86 | 22 | 0 | 0 | 0 | 0 | 90 | 0 |
| 531 Shawnee | 0 | 69 | 160 | 57 | 0 | 0 | 0 | 0 | 38 | 0 |
| 510 South Suburban | 0 | 1359 | 257 | 107 | 0 | 0 | 0 | 0 | 0 | 5 |
| 533 Southeastern | 0 | 69 | 201 | 0 | 0 | 0 | 0 | 0 | 122 | 0 |
| 534 Spoon River | 0 | 0 | 159 | 97 | 0 | 0 | 0 | 3 | 0 | 0 |
| 601 State | 0 | 54 | 0 | 125 | 0 | 0 | 0 | 0 | 0 | 0 |
| 504 Triton | 0 | 431 | 266 | 135 | 58 | 0 | 72 | 33 | 391 | 0 |
| 516 Waubensee | 0 | 701 | 0 | 82 | 0 | 0 | 0 | 83 | 139 | 44 |
| 539 Wood | 0 | 101 | 144 | 90 | 0 | 0 | 0 | 39 | 89 | 0 |
| TOTALS | 7 | 14797 | 3575 | 2757 | 58 | 116 | 147 | 5229 | 5727 | 184 |

SOURCE OF DATA: A1 Submission

Illinois Community College Board
Table III-3
ANNUAL UNDUPLICATED ENROLLMENT BY ACADEMIC PROGRAM BY COLLEGE
FOR FISCAL YEAR 1994

| Dist. No. District/College | Office Supervision & Management 12 520204 | Operations Management & Supervision 12 520205 | Accounting Technician 12 520302 | Administrative Asst./Secretarial Science, General 12 520401 | Executive Assistant/Secretary 12 520402 | Legal Administrative Assistant/ Secretary 12 520403 | Medical Administrative Assistant/ Secretary 12 520404 | Court Reporter 12 520405 | Information Processing/Data Entry Technician 12 520407 |
|-------------------------------|--|--|------------------------------------|--|--|--|--|-----------------------------|---|
| 522 Belleville | 0 | 0 | 118 | 301 | 0 | 12 | 5 | 0 | 56 |
| 503 Black Hawk | 37 | 0 | 183 | 147 | 0 | 47 | 3 | 0 | 105 |
| 508 Chicago | (0) | (0) | (1090) | (335) | (0) | (11) | (24) | (0) | (58) |
| Daley | 0 | 0 | 216 | 29 | 0 | 2 | 12 | 0 | 0 |
| Kennedy-King | 0 | 0 | 62 | 44 | 0 | 1 | 0 | 0 | 0 |
| Malcolm X | 0 | 0 | 54 | 30 | 0 | 0 | 0 | 0 | 0 |
| Olive-Harvey | 0 | 0 | 123 | 63 | 0 | 0 | 0 | 0 | 0 |
| Truman | 0 | 0 | 174 | 64 | 0 | 3 | 6 | 0 | 3 |
| Washington | 0 | 0 | 362 | 60 | 0 | 5 | 6 | 0 | 55 |
| Wilbur Wright | 0 | 0 | 99 | 45 | 0 | 0 | 0 | 0 | 0 |
| 507 Danville | 8 | 0 | 145 | 23 | 60 | 0 | 114 | 0 | 50 |
| 502 DuPage | 37 | 0 | 495 | 383 | 0 | 55 | 0 | 0 | 0 |
| 509 Elgin | 3 | 5 | 143 | 159 | 92 | 21 | 15 | 0 | 3 |
| 512 Harper | 0 | 0 | 252 | 42 | 88 | 27 | 5 | 0 | 4 |
| 540 Heartland | 0 | 0 | 0 | 292 | 0 | 0 | 0 | 0 | 12 |
| 519 Highland | 33 | 0 | 93 | 62 | 0 | 0 | 0 | 0 | 0 |
| 514 Illinois Central | 14 | 0 | 401 | 211 | 3 | 0 | 126 | 42 | 35 |
| 529 Illinois Eastern | (0) | (0) | (57) | (94) | (16) | (0) | (44) | (21) | (202) |
| Frontier | 0 | 0 | 0 | 38 | 0 | 0 | 0 | 0 | 94 |
| Lincoln Trail | 0 | 0 | 0 | 17 | 16 | 0 | 0 | 0 | 40 |
| Olney Central | 0 | 0 | 57 | 30 | 0 | 0 | 44 | 0 | 40 |
| Wabash | 0 | 0 | 0 | 9 | 0 | 0 | 0 | 21 | 28 |
| 513 Illinois Valley | 0 | 0 | 104 | 41 | 0 | 0 | 0 | 0 | 73 |
| 525 Joliet | 0 | 57 | 164 | 257 | 0 | 18 | 0 | 0 | 464 |
| 520 Kankakee | 0 | 0 | 173 | 144 | 0 | 50 | 41 | 0 | 59 |
| 501 Kaskaskia | 1 | 0 | 97 | 25 | 98 | 0 | 0 | 0 | 0 |
| 523 Kishwaukee | 0 | 11 | 26 | 58 | 0 | 10 | 0 | 0 | 6 |
| 532 Lake County | 0 | 20 | 406 | 260 | 0 | 0 | 0 | 0 | 97 |
| 517 Lake Land | 1 | 0 | 121 | 51 | 0 | 20 | 32 | 0 | 0 |
| 536 Lewis & Clark | 0 | 28 | 139 | 94 | 0 | 37 | 0 | 56 | 11 |
| 526 Lincoln Land | 10 | 0 | 77 | 62 | 6 | 0 | 30 | 0 | 81 |
| 530 Logan | 0 | 0 | 136 | 8 | 28 | 46 | 0 | 0 | 0 |
| 528 McHenry | 0 | 20 | 103 | 72 | 0 | 0 | 0 | 0 | 44 |
| 524 Moraine Valley | 0 | 21 | 5 | 323 | 12 | 8 | 0 | 0 | 0 |
| 527 Morton | 0 | 0 | 3 | 10 | 0 | 17 | 11 | 0 | 5 |
| 535 Oakton | 24 | 141 | 509 | 410 | 33 | 0 | 0 | 0 | 0 |
| 505 Parkland | 42 | 0 | 268 | 33 | 61 | 67 | 53 | 0 | 19 |
| 515 Prairie State | 0 | 63 | 0 | 142 | 0 | 18 | 0 | 0 | 39 |
| 521 Rend Lake | 0 | 0 | 31 | 43 | 0 | 35 | 31 | 0 | 0 |
| 537 Richland | 0 | 4 | 113 | 333 | 0 | 9 | 0 | 0 | 132 |
| 511 Rock Valley | 1 | 0 | 291 | 245 | 0 | 19 | 32 | 0 | 0 |
| 518 Sandburg | 0 | 0 | 84 | 110 | 0 | 2 | 13 | 0 | 13 |
| 506 Sauk Valley | 0 | 0 | 76 | 59 | 0 | 22 | 27 | 0 | 23 |
| 531 Shawnee | 0 | 0 | 59 | 9 | 51 | 22 | 85 | 0 | 0 |
| 510 South Suburban | 170 | 0 | 337 | 82 | 42 | 0 | 44 | 156 | 18 |
| 533 Southeastern | 0 | 0 | 0 | 63 | 0 | 0 | 0 | 0 | 2 |
| 534 Spoon River | 0 | 0 | 2 | 184 | 0 | 0 | 0 | 0 | 0 |
| 601 State | 0 | 1 | 0 | 38 | 0 | 0 | 0 | 0 | 6 |
| 504 Triton | 0 | 18 | 191 | 70 | 108 | 64 | 0 | 271 | 26 |
| 516 Waubensee | 0 | 34 | 303 | 123 | 41 | 18 | 20 | 0 | 27 |
| 539 Wood | 0 | 0 | 20 | 95 | 11 | 20 | 30 | 0 | 26 |
| TOTALS | 381 | 423 | 6815 | 5493 | 750 | 675 | 785 | 546 | 1696 |

SOURCE OF DATA: A1 Submission

Illinois Community College Board

Table III-3

ANNUAL UNDUPLICATED ENROLLMENT BY ACADEMIC PROGRAM BY COLLEGE
FOR FISCAL YEAR 1994

| Dist. No. District/College | General Office/Clerical & Typing Services 12 520408 | Enterprise Mgmt. & Operation, General 12 520701 | Banking & Financial Support Services 12 520803 | Investments & Securities 12 520807 | Hotel/Motel & Restaurant Management 12 520902 | Human Resources Management 12 521001 | Labor/Personnel Relations & Studies 12 521002 | International Business 12 521101 | MIS/Business Data Processing 12 521201 |
|-------------------------------|--|--|---|---------------------------------------|--|---|--|-------------------------------------|---|
| 522 Belleville | 23 | 48 | 49 | 0 | 0 | 0 | 0 | 0 | 0 |
| 503 Black Hawk | 0 | 6 | 163 | 0 | 50 | 0 | 12 | 0 | 0 |
| 508 Chicago | (128) | (0) | (73) | (0) | (48) | (0) | (0) | (28) | (0) |
| Daley | 0 | 0 | 0 | 0 | 0 | 0 | 0 | 0 | 0 |
| Kennedy-King | 2 | 0 | 0 | 0 | 0 | 0 | 0 | 0 | 0 |
| Malcolm X | 0 | 0 | 0 | 0 | 0 | 0 | 0 | 0 | 0 |
| Olive-Harvey | 1 | 0 | 0 | 0 | 0 | 0 | 0 | 0 | 0 |
| Truman | 5 | 0 | 0 | 0 | 0 | 0 | 0 | 0 | 0 |
| Washington | 120 | 0 | 73 | 0 | 48 | 0 | 0 | 28 | 0 |
| Wilbur Wright | 0 | 0 | 0 | 0 | 0 | 0 | 0 | 0 | 0 |
| 507 Danville | 18 | 0 | 1 | 0 | 0 | 0 | 0 | 0 | 0 |
| 502 DuPage | 0 | 0 | 0 | 0 | 144 | 0 | 0 | 0 | 0 |
| 509 Elgin | 1 | 0 | 0 | 0 | 0 | 0 | 0 | 0 | 0 |
| 512 Harper | 27 | 5 | 86 | 0 | 0 | 0 | 0 | 35 | 0 |
| 540 Heartland | 0 | 5 | 0 | 0 | 0 | 0 | 0 | 0 | 5 |
| 519 Highland | 14 | 0 | 0 | 0 | 0 | 10 | 0 | 0 | 0 |
| 514 Illinois Central | 37 | 0 | 71 | 0 | 0 | 0 | 0 | 0 | 0 |
| 529 Illinois Eastern | (0) | (0) | (10) | (0) | (0) | (0) | (0) | (0) | (0) |
| Frontier | 0 | 0 | 0 | 0 | 0 | 0 | 0 | 0 | 0 |
| Lincoln Trail | 0 | 0 | 10 | 0 | 0 | 0 | 0 | 0 | 0 |
| Olney Central | 0 | 0 | 0 | 0 | 0 | 0 | 0 | 0 | 0 |
| Wabash | 0 | 0 | 0 | 0 | 0 | 0 | 0 | 0 | 0 |
| 513 Illinois Valley | 49 | 0 | 0 | 0 | 0 | 0 | 0 | 0 | 0 |
| 525 Joliet | 24 | 0 | 0 | 0 | 0 | 6 | 0 | 0 | 0 |
| 520 Kankakee | 3 | 0 | 0 | 0 | 0 | 0 | 0 | 0 | 0 |
| 501 Kaskaskia | 14 | 0 | 0 | 0 | 0 | 0 | 0 | 0 | 0 |
| 523 Kishwaukee | 8 | 3 | 0 | 0 | 0 | 0 | 0 | 0 | 0 |
| 532 Lake County | 0 | 0 | 0 | 0 | 0 | 0 | 0 | 0 | 0 |
| 517 Lake Land | 24 | 0 | 2 | 0 | 0 | 0 | 0 | 0 | 0 |
| 536 Lewis & Clark | 31 | 3 | 11 | 0 | 23 | 2 | 0 | 0 | 0 |
| 526 Lincoln Land | 15 | 0 | 0 | 0 | 0 | 0 | 0 | 0 | 0 |
| 530 Logan | 46 | 0 | 27 | 0 | 0 | 0 | 0 | 0 | 0 |
| 528 McHenry | 0 | 20 | 0 | 0 | 0 | 0 | 0 | 4 | 0 |
| 524 Moraine Valley | 3 | 0 | 108 | 0 | 0 | 0 | 0 | 0 | 0 |
| 527 Morton | 0 | 0 | 0 | 0 | 0 | 0 | 0 | 0 | 0 |
| 535 Oakton | 0 | 0 | 35 | 13 | 186 | 2 | 0 | 0 | 0 |
| 505 Parkland | 12 | 0 | 22 | 0 | 45 | 0 | 0 | 0 | 0 |
| 515 Prairie State | 0 | 13 | 25 | 0 | 1 | 0 | 0 | 0 | 0 |
| 521 Rend Lake | 0 | 92 | 0 | 0 | 0 | 0 | 0 | 0 | 0 |
| 537 Richland | 1 | 0 | 2 | 0 | 0 | 0 | 0 | 0 | 0 |
| 511 Rock Valley | 0 | 56 | 176 | 0 | 12 | 0 | 0 | 18 | 0 |
| 518 Sandburg | 18 | 0 | 1 | 0 | 0 | 7 | 0 | 0 | 0 |
| 506 Sauk Valley | 10 | 0 | 9 | 0 | 0 | 0 | 0 | 0 | 0 |
| 531 Shawnee | 19 | 0 | 0 | 0 | 4 | 0 | 0 | 0 | 0 |
| 510 South Suburban | 22 | 109 | 67 | 0 | 0 | 0 | 0 | 0 | 0 |
| 533 Southeastern | 25 | 0 | 0 | 0 | 0 | 0 | 0 | 0 | 0 |
| 534 Spoon River | 27 | 0 | 42 | 0 | 0 | 0 | 0 | 0 | 0 |
| 601 State | 3 | 3 | 0 | 0 | 0 | 0 | 0 | 0 | 0 |
| 504 Triton | 8 | 8 | 0 | 0 | 89 | 29 | 0 | 0 | 0 |
| 516 Waubensee | 62 | 93 | 72 | 0 | 0 | 0 | 0 | 0 | 0 |
| 539 Wood | 50 | 0 | 0 | 0 | 0 | 0 | 0 | 0 | 0 |
| TOTALS | 722 | 464 | 1052 | 13 | 602 | 56 | 12 | 85 | 5 |

SOURCE OF DATA: A1 Submission

Illinois Community College Board
Table III-3
ANNUAL UNDUPLICATED ENROLLMENT BY ACADEMIC PROGRAM BY COLLEGE
FOR FISCAL YEAR 1994

| Dist. No. District/College | Business Computer Programming/ Programmer 12 521202 | Business Computer Facilities Operator 12 521205 | Real Estate 12 521501 | Business Mgmt. & Administrative Services Course Enrollees 12 529999 | General Studies | Vocational Skills | Adult Basic Education | Adult Secondary Education | Total |
|-------------------------------|--|--|--------------------------|---|-----------------|-------------------|-----------------------|---------------------------|----------|
| 522 Belleville | 693 | 7 | 14 | 2666 | 0 | 288 | 1928 | 25 | 24187 |
| 503 Black Hawk | 223 | 1 | 4 | 1 | 521 | 1210 | 1540 | 1039 | 14161 |
| 508 Chicago | (1027) | (65) | (12) | (1468) | (4209) | (18988) | (38152) | (6296) | (170067) |
| Daley | 194 | 0 | 0 | 39 | 153 | 1238 | 1618 | 87 | 14799 |
| Kennedy-King | 143 | 0 | 3 | 221 | 231 | 1293 | 6879 | 544 | 18450 |
| Malcolm X | 51 | 0 | 1 | 56 | 101 | 965 | 15372 | 1800 | 33352 |
| Olive-Harvey | 166 | 0 | 0 | 65 | 183 | 3277 | 4081 | 1014 | 15340 |
| Truman | 196 | 65 | 0 | 69 | 1123 | 2216 | 4284 | 201 | 35329 |
| Washington | 233 | 0 | 8 | 679 | 2036 | 6653 | 2826 | 1180 | 29553 |
| Wilbur Wright | 44 | 0 | 0 | 339 | 382 | 3346 | 3092 | 1470 | 23244 |
| 507 Danville | 84 | 80 | 23 | 69 | 0 | 358 | 270 | 252 | 4758 |
| 502 DuPage | 707 | 91 | 172 | 0 | 6865 | 15999 | 3708 | 954 | 54940 |
| 509 Elgin | 825 | 23 | 273 | 0 | 0 | 2215 | 2848 | 261 | 16837 |
| 512 Harper | 472 | 4 | 50 | 1857 | 607 | 191 | 2796 | 12 | 28143 |
| 540 Heartland | 8 | 0 | 0 | 0 | 0 | 108 | 0 | 1 | 4054 |
| 519 Highland | 56 | 0 | 0 | 200 | 1192 | 2388 | 526 | 333 | 7415 |
| 514 Illinois Central | 390 | 6 | 49 | 674 | 449 | 175 | 506 | 20 | 19659 |
| 529 Illinois Eastern | (26) | (0) | (0) | (302) | (1664) | (2768) | (418) | (218) | (25133) |
| Frontier | 0 | 0 | 0 | 237 | 325 | 2581 | 241 | 79 | 5892 |
| Lincoln Trail | 26 | 0 | 0 | 1 | 12 | 128 | 129 | 44 | 1969 |
| Olney Central | 0 | 0 | 0 | 60 | 16 | 14 | 46 | 34 | 2028 |
| Wabash | 0 | 0 | 0 | 4 | 1311 | 45 | 2 | 61 | 15244 |
| 513 Illinois Valley | 33 | 22 | 0 | 772 | 222 | 0 | 210 | 248 | 6538 |
| 525 Joliet | 209 | 0 | 82 | 41 | 204 | 130 | 1114 | 388 | 16014 |
| 520 Kankakee | 80 | 0 | 0 | 295 | 1065 | 1222 | 1045 | 475 | 9521 |
| 501 Kaskaskia | 76 | 0 | 0 | 35 | 579 | 135 | 167 | 449 | 5728 |
| 523 Kishwaukee | 19 | 0 | 10 | 360 | 311 | 9 | 548 | 233 | 5579 |
| 532 Lake County | 442 | 66 | 110 | 1578 | 520 | 451 | 1308 | 272 | 25059 |
| 517 Lake Land | 107 | 51 | 0 | 0 | 0 | 2525 | 452 | 156 | 9280 |
| 536 Lewis & Clark | 101 | 0 | 27 | 736 | 345 | 112 | 441 | 340 | 8972 |
| 526 Lincoln Land | 253 | 0 | 21 | 0 | 1890 | 583 | 0 | 773 | 16182 |
| 530 Logan | 155 | 0 | 66 | 19 | 0 | 489 | 135 | 404 | 8572 |
| 528 McHenry | 230 | 0 | 78 | 903 | 0 | 279 | 978 | 312 | 9613 |
| 524 Moraine Valley | 603 | 67 | 104 | 564 | 0 | 1654 | 1274 | 834 | 22794 |
| 527 Morton | 28 | 0 | 1 | 0 | 134 | 396 | 2115 | 259 | 7398 |
| 535 Oakton | 896 | 0 | 305 | 57 | 106 | 4608 | 3166 | 331 | 27849 |
| 505 Parkland | 348 | 19 | 29 | 1112 | 0 | 0 | 376 | 250 | 14598 |
| 515 Prairie State | 137 | 43 | 47 | 0 | 121 | 40 | 827 | 635 | 9828 |
| 521 Rend Lake | 39 | 0 | 0 | 139 | 0 | 3834 | 134 | 245 | 8866 |
| 537 Richland | 66 | 0 | 12 | 366 | 139 | 8 | 671 | 223 | 6991 |
| 511 Rock Valley | 453 | 0 | 2 | 0 | 306 | 2186 | 698 | 18 | 14105 |
| 518 Sandburg | 85 | 0 | 17 | 0 | 36 | 649 | 69 | 385 | 4885 |
| 506 Sauk Valley | 52 | 5 | 7 | 0 | 14 | 654 | 41 | 239 | 4638 |
| 531 Shawnee | 142 | 0 | 0 | 0 | 98 | 375 | 41 | 344 | 3768 |
| 510 South Suburban | 256 | 0 | 36 | 0 | 4139 | 106 | 1489 | 548 | 17567 |
| 533 Southeastern | 118 | 0 | 27 | 0 | 208 | 1343 | 255 | 433 | 5809 |
| 534 Spoon River | 63 | 0 | 0 | 107 | 0 | 300 | 242 | 222 | 3986 |
| 601 State | 36 | 4 | 0 | 0 | 4 | 287 | 129 | 116 | 1732 |
| 504 Triton | 249 | 30 | 95 | 684 | 5 | 9571 | 2146 | 1366 | 31419 |
| 516 Waubensee | 133 | 5 | 68 | 769 | 954 | 247 | 1177 | 352 | 11184 |
| 539 Wood | 3 | 0 | 0 | 41 | 32 | 17 | 282 | 285 | 4447 |
| TOTALS | 9923 | 589 | 1741 | 15815 | 26939 | 76898 | 74222 | 20546 | 692276 |

SOURCE OF DATA: A1 Submission

Illinois Community College Board

Table III-4

SUMMARY OF ANNUAL UNDUPLICATED HEADCOUNT ENROLLMENT BY AGE
FOR FISCAL YEAR 1994

| Dist. No. | District/College | Mean Age | Median Age | 16 & Under | 17-20 | 21-24 | 25-30 | 31-39 | 40-55 | Over 55 | Unknown |
|-----------------|------------------|-------------|---------------|---------------|----------|----------|----------|----------|----------|------------|---------|
| 522 | Belleville | 30.84 | 27.92 | 121 | 5,667 | 4,319 | 3,891 | 5,061 | 4,275 | 795 | 58 |
| 503 | Black Hawk | 30.94 | 26.42 | 154 | 3,829 | 2,390 | 2,133 | 2,514 | 2,256 | 688 | 197 |
| 508 | Chicago | (30.60) | (26.94) | (1,680) | (34,878) | (34,386) | (34,060) | (33,041) | (23,731) | (8,221) | (70) |
| | Daley | 28.58 | 25.17 | 65 | 3,630 | 3,562 | 2,860 | 2,645 | 1,717 | 312 | 8 |
| | Kennedy-King | 33.86 | 29.42 | 150 | 3,416 | 3,170 | 3,293 | 3,767 | 2,639 | 2,009 | 6 |
| | Malcolm X | 28.82 | 26.00 | 409 | 7,269 | 7,516 | 7,125 | 6,637 | 3,699 | 689 | 8 |
| | Olive-Harvey | 29.47 | 25.25 | 235 | 4,242 | 3,053 | 2,440 | 2,597 | 2,179 | 581 | 13 |
| | Truman | 32.63 | 28.75 | 233 | 5,335 | 6,833 | 7,703 | 7,035 | 5,554 | 2,629 | 7 |
| | Washington | 32.00 | 28.92 | 257 | 4,626 | 5,456 | 6,512 | 6,351 | 4,898 | 1,438 | 15 |
| | Wilbur Wright | 28.81 | 25.08 | 331 | 6,360 | 4,796 | 4,127 | 4,009 | 3,045 | 563 | 13 |
| 507 | Danville | 30.42 | 27.17 | 13 | 1,333 | 741 | 673 | 932 | 859 | 139 | 68 |
| 502 | DuPage | 31.38 | 26.83 | 200 | 13,215 | 10,782 | 8,735 | 9,556 | 8,950 | 3,110 | 392 |
| 509 | Elgin | 30.15 | 26.83 | 323 | 4,032 | 3,085 | 2,826 | 3,295 | 2,764 | 486 | 26 |
| 512 | Harper | 28.80 | 25.00 | 64 | 7,773 | 6,193 | 4,798 | 4,871 | 3,832 | 539 | 73 |
| 540 | Heartland | 28.56 | 23.92 | 8 | 1,162 | 1,033 | 564 | 659 | 529 | 93 | 6 |
| 519 | Highland | 35.30 | 33.25 | 38 | 1,179 | 704 | 866 | 1,494 | 1,542 | 542 | 1,050 |
| 514 | Illinois Central | 29.61 | 25.58 | 67 | 5,649 | 3,693 | 2,841 | 3,558 | 3,258 | 471 | 122 |
| 529 | Illinois Eastern | (34.96) | (32.34) | (558) | (2,571) | (1,819) | (2,586) | (6,216) | (8,720) | (2,645) | (18) |
| | Frontier | 37.57 | 35.25 | 450 | 575 | 514 | 757 | 1,326 | 1,437 | 828 | 5 |
| | Lincoln Trail | 32.47 | 28.92 | 28 | 482 | 273 | 289 | 377 | 378 | 141 | 1 |
| | Olney Central | 28.59 | 24.17 | 21 | 742 | 307 | 269 | 350 | 277 | 61 | 1 |
| | Wabash | 41.21 | 41.00 | 59 | 772 | 725 | 1,271 | 4,163 | 6,628 | 1,615 | 11 |
| 513 | Illinois Valley | 29.62 | 25.25 | 77 | 2,086 | 1,013 | 821 | 1,192 | 1,103 | 178 | 68 |
| 525 | Joliet | 29.75 | 26.08 | 98 | 4,736 | 2,695 | 2,219 | 3,185 | 2,709 | 370 | 2 |
| 520 | Kankakee | 30.20 | 26.17 | 425 | 2,442 | 1,415 | 1,263 | 1,669 | 1,535 | 409 | 363 |
| 501 | Kaskaskia | 28.91 | 25.42 | 42 | 1,813 | 899 | 858 | 1,135 | 833 | 100 | 48 |
| 523 | Kishwaukee | 28.10 | 24.00 | 60 | 1,530 | 1,411 | 854 | 938 | 677 | 97 | 12 |
| 532 | Lake County | 30.54 | 27.67 | 67 | 5,630 | 4,702 | 4,535 | 5,250 | 4,167 | 704 | 4 |
| 517 | Lake Land | 29.84 | 26.67 | 98 | 2,537 | 1,542 | 1,491 | 1,839 | 1,546 | 226 | 1 |
| 536 | Lewis & Clark | 30.21 | 25.92 | 42 | 2,487 | 1,491 | 1,281 | 1,565 | 1,262 | 420 | 424 |
| 526 | Lincoln Land | 30.76 | 27.92 | 62 | 3,363 | 2,511 | 2,450 | 3,187 | 2,367 | 480 | 1,762 |
| 530 | Logan | 28.28 | 23.84 | 80 | 2,457 | 2,180 | 1,286 | 1,302 | 1,006 | 243 | 18 |
| 528 | McHenry | 30.86 | 28.08 | 83 | 2,387 | 1,571 | 1,441 | 1,967 | 1,835 | 287 | 42 |
| 524 | Moraine Valley | 27.66 | 23.53 | 82 | 7,459 | 4,831 | 3,319 | 3,631 | 2,709 | 283 | 480 |
| 527 | Morton | 29.96 | 26.53 | 25 | 1,731 | 1,499 | 1,384 | 1,469 | 1,053 | 236 | 1 |
| 535 | Oakton | 32.78 | 28.82 | 87 | 5,749 | 5,212 | 4,265 | 4,981 | 5,637 | 1,915 | 3 |
| 505 | Parkland | 29.03 | 25.00 | 69 | 3,854 | 3,330 | 2,340 | 2,663 | 1,964 | 356 | 22 |
| 515 | Prairie State | 30.01 | 25.92 | 68 | 2,608 | 1,907 | 1,442 | 1,819 | 1,512 | 341 | 131 |
| 521 | Rend Lake | 35.37 | 34.67 | 32 | 1,383 | 985 | 1,169 | 2,069 | 2,534 | 560 | 134 |
| 537 | Richland | 29.79 | 26.92 | 21 | 1,906 | 1,150 | 1,081 | 1,487 | 1,119 | 140 | 87 |
| 511 | Rock Valley | 31.07 | 28.50 | 35 | 3,105 | 2,485 | 2,372 | 3,108 | 2,591 | 406 | 3 |
| 518 | Sandburg | 31.07 | 27.75 | 40 | 1,294 | 733 | 706 | 957 | 872 | 211 | 72 |
| 506 | Sauk Valley | 30.05 | 26.25 | 30 | 1,353 | 778 | 608 | 870 | 857 | 121 | 21 |
| 531 | Shawnee | 30.98 | 27.83 | 57 | 1,006 | 579 | 501 | 760 | 716 | 148 | 1 |
| 510 | South Suburban | 31.44 | 28.00 | 127 | 4,023 | 2,934 | 2,430 | 3,374 | 2,939 | 841 | 899 |
| 533 | Southeastern | 30.46 | 27.58 | 343 | 1,355 | 775 | 870 | 1,196 | 989 | 208 | 73 |
| 534 | Spoon River | 28.73 | 23.75 | 21 | 1,183 | 959 | 509 | 662 | 515 | 125 | 12 |
| 601 | State Comm Coll | 28.46 | 25.08 | 15 | 438 | 398 | 333 | 303 | 206 | 33 | 6 |
| 504 | Triton | 30.11 | 26.67 | 254 | 5,817 | 4,881 | 4,332 | 4,649 | 4,032 | 753 | 6,701 |
| 516 | Waubensee | 29.70 | 25.92 | 119 | 2,997 | 2,131 | 1,720 | 2,094 | 1,833 | 290 | 0 |
| 539 | Wood | 30.36 | 26.83 | 39 | 1,134 | 808 | 684 | 883 | 740 | 152 | 7 |
| AVERAGES/TOTALS | | 30.80 | 27.17 | 5,824 | 161,151 | 126,950 | 112,537 | 131,401 | 112,574 | 28,362 | 13,477 |

SOURCE OF DATA: A1 Submission

Illinois Community College Board

Table III-5

SUMMARY OF ANNUAL UNDUPLICATED HEADCOUNT ENROLLMENT BY ETHNIC ORIGIN
FOR FISCAL YEAR 1994

| Dist. No. | District/College | Asian or Pacific Islander | American Indian or Alaskan | Black Non- Hispanic | Hispanic | White Non- Hispanic | Non- Resident Alien | All Other or No Indication | Total |
|--------------|------------------|---------------------------------|----------------------------------|---------------------------|----------|---------------------------|---------------------------|----------------------------------|-----------|
| 522 | Belleville | 483 | 179 | 1,925 | 372 | 21,149 | 79 | 0 | 24,187 |
| 503 | Black Hawk | 197 | 57 | 1,062 | 1,139 | 11,366 | 340 | 0 | 14,161 |
| 508 | Chicago | (12,758) | (1,180) | (62,432) | (53,419) | (38,670) | (0) | (1,608) | (170,067) |
| | Daley | 391 | 61 | 2,646 | 6,205 | 5,388 | 0 | 108 | 14,799 |
| | Kennedy-King | 862 | 103 | 10,580 | 4,580 | 2,287 | 0 | 38 | 18,450 |
| | Malcolm X | 870 | 308 | 14,976 | 14,449 | 2,410 | 0 | 339 | 33,352 |
| | Olive-Harvey | 89 | 100 | 12,251 | 2,373 | 482 | 0 | 45 | 15,340 |
| | Truman | 5,904 | 220 | 3,782 | 15,039 | 10,078 | 0 | 306 | 35,329 |
| | Washington | 3,000 | 252 | 15,493 | 4,304 | 6,053 | 0 | 451 | 29,553 |
| | Wilbur Wright | 1,642 | 136 | 2,704 | 6,469 | 11,972 | 0 | 321 | 23,244 |
| 507 | Danville | 38 | 10 | 382 | 75 | 4,251 | 2 | 0 | 4,758 |
| 502 | DuPage | 4,693 | 92 | 1,595 | 3,594 | 43,552 | 14 | 1,400 | 54,940 |
| 509 | Elgin | 676 | 56 | 654 | 3,305 | 12,144 | 2 | 0 | 16,837 |
| 512 | Harper | 1,908 | 52 | 720 | 2,987 | 21,849 | 627 | 0 | 28,143 |
| 540 | Heartland | 84 | 10 | 279 | 60 | 3,616 | 5 | 0 | 4,054 |
| 519 | Highland | 72 | 18 | 401 | 59 | 6,855 | 10 | 0 | 7,415 |
| 514 | Illinois Central | 267 | 48 | 1,453 | 192 | 17,291 | 16 | 392 | 19,659 |
| 529 | Illinois Eastern | (77) | (27) | (338) | (228) | (24,358) | (105) | (0) | (25,133) |
| | Frontier | 21 | 4 | 3 | 9 | 5,854 | 1 | 0 | 5,892 |
| | Lincoln Trail | 10 | 8 | 221 | 41 | 1,675 | 14 | 0 | 1,969 |
| | Olney Central | 15 | 2 | 15 | 13 | 1,962 | 21 | 0 | 2,028 |
| | Wabash | 31 | 13 | 99 | 165 | 14,867 | 69 | 0 | 15,244 |
| 513 | Illinois Valley | 65 | 8 | 139 | 256 | 6,067 | 3 | 0 | 6,538 |
| 525 | Joliet | 211 | 33 | 1,296 | 1,020 | 13,437 | 17 | 0 | 16,014 |
| 520 | Kankakee | 81 | 23 | 1,094 | 238 | 8,074 | 11 | 0 | 9,521 |
| 501 | Kaskaskia | 39 | 29 | 456 | 122 | 5,076 | 6 | 0 | 5,728 |
| 523 | Kishwaukee | 170 | 18 | 331 | 434 | 4,612 | 14 | 0 | 5,579 |
| 532 | Lake County | 923 | 95 | 1,999 | 2,920 | 18,477 | 645 | 0 | 25,059 |
| 517 | Lake Land | 55 | 42 | 588 | 107 | 8,476 | 12 | 0 | 9,280 |
| 536 | Lewis & Clark | 76 | 21 | 574 | 51 | 8,238 | 12 | 0 | 8,972 |
| 526 | Lincoln Land | 117 | 27 | 1,048 | 170 | 14,791 | 29 | 0 | 16,182 |
| 530 | Logan | 231 | 28 | 433 | 57 | 7,797 | 26 | 0 | 8,572 |
| 528 | McHenry | 94 | 9 | 22 | 801 | 8,667 | 20 | 0 | 9,613 |
| 524 | Moraine Valley | 301 | 139 | 1,037 | 1,022 | 19,952 | 343 | 0 | 22,794 |
| 527 | Morton | 135 | 19 | 47 | 2,370 | 4,178 | 649 | 0 | 7,398 |
| 535 | Oakton | 3,702 | 72 | 1,000 | 1,458 | 21,557 | 0 | 0 | 27,849 |
| 505 | Parkland | 523 | 61 | 1,680 | 268 | 11,655 | 411 | 0 | 14,598 |
| 515 | Prairie State | 155 | 27 | 2,519 | 866 | 5,471 | 9 | 781 | 9,828 |
| 521 | Rend Lake | 31 | 13 | 386 | 154 | 8,274 | 8 | 0 | 8,866 |
| 537 | Richland | 59 | 18 | 913 | 29 | 5,971 | 1 | 0 | 6,991 |
| 511 | Rock Valley | 332 | 61 | 801 | 550 | 12,314 | 47 | 0 | 14,105 |
| 518 | Sandburg | 21 | 17 | 387 | 142 | 4,295 | 23 | 0 | 4,885 |
| 506 | Sauk Valley | 47 | 26 | 48 | 249 | 4,268 | 0 | 0 | 4,638 |
| 531 | Shawnee | 35 | 9 | 480 | 71 | 3,173 | 0 | 0 | 3,768 |
| 510 | South Suburban | 220 | 71 | 5,735 | 1,338 | 9,971 | 232 | 0 | 17,567 |
| 533 | Southeastern | 23 | 21 | 1,233 | 219 | 4,309 | 4 | 0 | 5,809 |
| 534 | Spoon River | 79 | 7 | 210 | 22 | 3,637 | 31 | 0 | 3,986 |
| 601 | State | 6 | 1 | 1,689 | 4 | 32 | 0 | 0 | 1,732 |
| 504 | Triton | 1,226 | 72 | 4,494 | 3,359 | 22,189 | 79 | 0 | 31,419 |
| 516 | Waubonsee | 116 | 91 | 679 | 1,889 | 8,404 | 5 | 0 | 11,184 |
| 539 | Wood | 35 | 8 | 150 | 24 | 4,221 | 9 | 0 | 4,447 |
| TOTALS | | 30,361 | 2,795 | 102,769 | 85,640 | 462,684 | 3,846 | 4,181 | 692,276 |

SOURCE OF DATA: A1 Submission

Illinois Community College Board
Table III-6
HIGHEST DEGREE PREVIOUSLY EARNED FOR FISCAL YEAR 1994
ILLINOIS PUBLIC COMMUNITY COLLEGE STUDENTS

| Dist. No. | District/College | GED | High School Diploma | Some College | Certificate | Assoc. Degree | Bachelors Degree | Masters Degree | 1st Prof* Degree | Doctoral Degree | Unknown/ Other | Total |
|--------------|------------------|---------|---------------------------|-----------------|-------------|------------------|---------------------|-------------------|---------------------|--------------------|-------------------|-----------|
| 522 | Belleville | 1,534 | 15,569 | 0 | 1,069 | 1,297 | 1,296 | 443 | 16 | 43 | 2,920 | 24,187 |
| 503 | Black Hawk | 1,028 | 6,750 | 828 | 361 | 586 | 627 | 180 | 9 | 21 | 3,771 | 14,161 |
| 508 | Chicago | (5,530) | (52,844) | (0) | (0) | (78) | (427) | (76) | (3) | (10) | (111,099) | (170,067) |
| | Daley | 682 | 6,872 | 0 | 0 | 5 | 18 | 4 | 0 | 0 | 7,218 | 14,799 |
| | Kennedy-King | 545 | 3,650 | 0 | 0 | 10 | 37 | 4 | 0 | 2 | 14,202 | 18,450 |
| | Malcolm X | 631 | 3,816 | 0 | 0 | 15 | 49 | 3 | 0 | 2 | 28,836 | 33,352 |
| | Olive-Harvey | 510 | 4,873 | 0 | 0 | 3 | 5 | 2 | 0 | 0 | 9,947 | 15,340 |
| | Truman | 845 | 10,726 | 0 | 0 | 0 | 12 | 3 | 0 | 0 | 23,743 | 35,329 |
| | Washington | 1,456 | 13,438 | 0 | 0 | 35 | 196 | 46 | 3 | 6 | 14,373 | 29,553 |
| | Wright | 861 | 9,469 | 0 | 0 | 10 | 110 | 14 | 0 | 0 | 12,780 | 23,244 |
| 507 | Danville | 480 | 2,613 | 0 | 169 | 201 | 154 | 29 | 6 | 2 | 1,104 | 4,758 |
| 502 | DuPage | 267 | 33,864 | 1,208 | 16 | 2,127 | 6,825 | 1,948 | 35 | 238 | 8,412 | 54,940 |
| 509 | Elgin | 230 | 7,739 | 0 | 162 | 560 | 13 | 2 | 0 | 0 | 8,131 | 16,837 |
| 512 | Harper | 0 | 5,623 | 0 | 15 | 181 | 916 | 130 | 0 | 20 | 21,258 | 28,143 |
| 540 | Heartland | 177 | 2,741 | 0 | 46 | 179 | 201 | 33 | 0 | 13 | 664 | 4,054 |
| 519 | Highland | 64 | 1,066 | 28 | 47 | 361 | 37 | 14 | 1 | 3 | 5,794 | 7,415 |
| 514 | Illinois Central | 877 | 9,281 | 2,027 | 494 | 2,077 | 1,032 | 226 | 4 | 20 | 3,621 | 19,659 |
| 529 | Illinois Eastern | (922) | (10,676) | (0) | (511) | (735) | (372) | (63) | (5) | (5) | (11,844) | (25,133) |
| | Frontier | 123 | 867 | 0 | 53 | 63 | 23 | 2 | 0 | 0 | 4,761 | 5,892 |
| | Lincoln Trail | 53 | 680 | 0 | 12 | 37 | 8 | 3 | 0 | 0 | 1,176 | 1,969 |
| | Olney Central | 101 | 979 | 0 | 19 | 36 | 4 | 2 | 1 | 1 | 885 | 2,028 |
| | Wabash Valley | 645 | 8,150 | 0 | 427 | 599 | 337 | 56 | 4 | 4 | 5,022 | 15,244 |
| 513 | Illinois Valley | 0 | 7 | 1 | 109 | 158 | 229 | 54 | 5 | 10 | 5,965 | 6,538 |
| 525 | Joliet | 384 | 10,155 | 0 | 0 | 40 | 57 | 11 | 0 | 1 | 5,366 | 16,014 |
| 520 | Kankakee | 464 | 4,337 | 0 | 380 | 365 | 363 | 104 | 6 | 14 | 3,488 | 9,521 |
| 501 | Kaskaskia | 84 | 4,102 | 436 | 0 | 0 | 0 | 0 | 0 | 0 | 1,106 | 5,728 |
| 523 | Kishwaukee | 206 | 2,986 | 560 | 163 | 407 | 185 | 37 | 5 | 3 | 1,027 | 5,579 |
| 532 | Lake County | 932 | 14,829 | 0 | 741 | 466 | 1,547 | 446 | 97 | 80 | 5,921 | 25,059 |
| 517 | Lake Land | 993 | 5,340 | 0 | 513 | 1,060 | 452 | 113 | 0 | 6 | 803 | 9,280 |
| 536 | Lewis & Clark | 507 | 5,209 | 511 | 324 | 474 | 336 | 107 | 7 | 12 | 1,485 | 8,972 |
| 526 | Lincoln Land | 676 | 9,628 | 4,389 | 0 | 1,278 | 0 | 0 | 0 | 1 | 210 | 16,182 |
| 530 | Logan | 24 | 8 | 5 | 102 | 275 | 29 | 0 | 0 | 0 | 8,129 | 8,572 |
| 528 | McHenry | 232 | 4,344 | 1,092 | 470 | 948 | 567 | 145 | 9 | 21 | 1,785 | 9,613 |
| 524 | Moraine Valley | 614 | 13,774 | 2,130 | 294 | 710 | 834 | 156 | 25 | 41 | 4,216 | 22,794 |
| 527 | Morton | 251 | 2,592 | 80 | 51 | 149 | 166 | 44 | 0 | 6 | 4,059 | 7,398 |
| 535 | Oakton | 375 | 9,255 | 6,059 | 342 | 504 | 2,615 | 683 | 0 | 107 | 7,909 | 27,849 |
| 505 | Parkland | 755 | 8,915 | 0 | 185 | 550 | 1,062 | 266 | 29 | 58 | 2,778 | 14,598 |
| 515 | Prairie State | 282 | 3,416 | 103 | 200 | 151 | 272 | 80 | 3 | 15 | 5,306 | 9,828 |
| 521 | Rend Lake | 824 | 4,523 | 0 | 242 | 495 | 470 | 96 | 9 | 20 | 2,187 | 8,866 |
| 537 | Richland | 1,369 | 4,590 | 0 | 63 | 649 | 99 | 27 | 0 | 1 | 193 | 6,991 |
| 511 | Rock Valley | 664 | 7,554 | 2,217 | 332 | 783 | 235 | 30 | 2 | 3 | 2,285 | 14,105 |
| 518 | Sandburg | 394 | 2,350 | 236 | 122 | 359 | 73 | 13 | 6 | 5 | 1,327 | 4,885 |
| 506 | Sauk Valley | 247 | 2,769 | 202 | 355 | 487 | 96 | 29 | 6 | 7 | 440 | 4,638 |
| 531 | Shawnee | 200 | 2,260 | 224 | 126 | 114 | 109 | 36 | 11 | 0 | 688 | 3,768 |
| 510 | South Suburban | 33 | 9,535 | 1,537 | 366 | 1,073 | 384 | 57 | 2 | 6 | 4,574 | 17,567 |
| 533 | Southeastern | 955 | 2,110 | 17 | 129 | 113 | 85 | 31 | 4 | 2 | 2,363 | 5,809 |
| 534 | Spoon River | 348 | 2,828 | 1 | 74 | 96 | 110 | 33 | 7 | 4 | 485 | 3,986 |
| 601 | State | 0 | 0 | 1,150 | 576 | 0 | 0 | 0 | 0 | 0 | 6 | 1,732 |
| 504 | Triton | 798 | 10,842 | 0 | 854 | 1,719 | 0 | 0 | 0 | 0 | 17,206 | 31,419 |
| 516 | Waubensee | 449 | 7,215 | 0 | 267 | 511 | 611 | 142 | 10 | 19 | 1,960 | 11,184 |
| 539 | Wood | 244 | 594 | 89 | 25 | 16 | 19 | 4 | 0 | 0 | 3,456 | 4,447 |
| TOTALS | | 24,413 | 304,833 | 25,130 | 10,295 | 22,332 | 22,905 | 5,888 | 322 | 817 | 275,341 | 692,276 |

*Dental, Law, Medical, Pharmacy, Theology, Veterinary, etc.

SOURCE OF DATA: A1 Submission

Illinois Community College Board

Table III-7

SUMMARY OF TRANSFER AND GENERAL STUDIES DEGREES AND CERTIFICATES
AWARDED IN FISCAL YEAR 1994

| Dist. No. | District/College | Associate in Arts | Associate in Science | Associate in Arts and Sciences | Associate in Liberal Studies & General Ed | General Studies Certificates | Grand Total Graduates in Transfer and General Studies Areas |
|--------------|------------------|----------------------|-------------------------|--------------------------------------|--|------------------------------------|---|
| 522 | Belleville | 328 | 316 | 0 | 0 | 0 | 644 |
| 503 | Black Hawk | 259 | 60 | 0 | 21 | 0 | 340 |
| 508 | Chicago | (626) | (425) | (0) | (201) | (5) | (1,257) |
| | Daley | 167 | 52 | 0 | 3 | 0 | 222 |
| | Kennedy-King | 59 | 14 | 0 | 12 | 0 | 85 |
| | Malcolm X | 38 | 44 | 0 | 9 | 0 | 91 |
| | Olive-Harvey | 105 | 20 | 0 | 15 | 0 | 140 |
| | Truman | 43 | 204 | 0 | 53 | 0 | 300 |
| | Washington | 100 | 30 | 0 | 92 | 4 | 226 |
| | Wilbur Wright | 114 | 61 | 0 | 17 | 1 | 193 |
| 507 | Danville | 60 | 62 | 0 | 0 | 0 | 122 |
| 502 | DuPage | 896 | 214 | 0 | 49 | 0 | 1,159 |
| 509 | Elgin | 193 | 226 | 0 | 3 | 0 | 422 |
| 512 | Harper | 695 | 178 | 0 | 0 | 0 | 873 |
| 540 | Heartland | 53 | 9 | 0 | 0 | 0 | 62 |
| 519 | Highland | 71 | 104 | 0 | 2 | 1 | 178 |
| 514 | Illinois Central | 0 | 0 | 526 | 77 | 0 | 603 |
| 529 | Illinois Eastern | (28) | (287) | (0) | (19) | (0) | (334) |
| | Frontier | 0 | 42 | 0 | 0 | 0 | 42 |
| | Lincoln Trail | 10 | 60 | 0 | 9 | 0 | 79 |
| | Olney Central | 9 | 109 | 0 | 4 | 0 | 122 |
| | Wabash | 9 | 76 | 0 | 6 | 0 | 91 |
| 513 | Illinois Valley | 213 | 70 | 0 | 61 | 0 | 344 |
| 525 | Joliet | 313 | 104 | 0 | 17 | 0 | 434 |
| 520 | Kankakee | 82 | 17 | 0 | 30 | 0 | 129 |
| 501 | Kaskaskia | 179 | 11 | 0 | 20 | 0 | 210 |
| 523 | Kishwaukee | 95 | 181 | 0 | 0 | 0 | 276 |
| 532 | Lake County | 294 | 237 | 0 | 0 | 0 | 531 |
| 517 | Lake Land | 19 | 221 | 0 | 8 | 0 | 248 |
| 536 | Lewis & Clark | 19 | 211 | 0 | 0 | 0 | 230 |
| 526 | Lincoln Land | 390 | 103 | 0 | 0 | 0 | 493 |
| 530 | Logan | 191 | 133 | 0 | 0 | 0 | 324 |
| 528 | McHenry | 22 | 209 | 0 | 14 | 0 | 245 |
| 524 | Moraine Valley | 428 | 251 | 0 | 0 | 0 | 679 |
| 527 | Morton | 119 | 25 | 0 | 37 | 0 | 181 |
| 535 | Oakton | 219 | 16 | 0 | 0 | 0 | 235 |
| 505 | Parkland | 142 | 98 | 0 | 16 | 0 | 256 |
| 515 | Prairie State | 175 | 35 | 0 | 0 | 0 | 210 |
| 521 | Rend Lake | 106 | 96 | 0 | 0 | 0 | 202 |
| 537 | Richland | 77 | 127 | 0 | 1 | 0 | 205 |
| 511 | Rock Valley | 389 | 117 | 0 | 3 | 0 | 509 |
| 518 | Sandburg | 56 | 48 | 0 | 14 | 0 | 118 |
| 506 | Sauk Valley | 32 | 139 | 0 | 11 | 0 | 182 |
| 531 | Shawnee | 68 | 37 | 0 | 1 | 0 | 106 |
| 510 | South Suburban | 107 | 114 | 0 | 0 | 0 | 221 |
| 533 | Southeastern | 51 | 69 | 0 | 29 | 0 | 149 |
| 534 | Spoon River | 100 | 30 | 0 | 12 | 0 | 142 |
| 601 | State | 27 | 20 | 0 | 0 | 0 | 47 |
| 504 | Triton | 118 | 105 | 0 | 23 | 0 | 246 |
| 516 | Waubensee | 56 | 245 | 0 | 6 | 2 | 309 |
| 539 | Wood | 36 | 57 | 0 | 0 | 1 | 94 |
| TOTALS | | 7,332 | 5,007 | 526 | 675 | 9 | 13,549 |

SOURCE OF DATA: A1 Submission

Illinois Community College Board

Table III-8

SUMMARY OF OCCUPATIONAL DEGREES AND CERTIFICATES AWARDED
IN FISCAL YEAR 1994

| Dist. No. | District/College | Associate In Applied Science | Certificates of One Year or More | Certificates of Less Than One Year | Vocational Skills Certificates | Total |
|--------------|------------------|------------------------------------|--|--|--------------------------------------|---------|
| 3522 | Belleville | 494 | 221 | 142 | 0 | 857 |
| 503 | Black Hawk | 289 | 200 | 91 | 0 | 580 |
| 508 | Chicago | (1,065) | (511) | (1,590) | (85) | (3,251) |
| | Daley | 272 | 38 | 31 | 0 | 341 |
| | Kennedy-King | 123 | 48 | 100 | 0 | 271 |
| | Malcolm X | 177 | 48 | 110 | 0 | 335 |
| | Olive-Harvey | 104 | 19 | 56 | 0 | 179 |
| | Truman | 144 | 128 | 122 | 84 | 478 |
| | Washington | 94 | 186 | 1,115 | 1 | 1,396 |
| | Wilbur Wright | 151 | 44 | 56 | 0 | 251 |
| 507 | Danville | 140 | 46 | 35 | 0 | 221 |
| 502 | DuPage | 499 | 235 | 528 | 0 | 1,262 |
| 509 | Elgin | 210 | 141 | 176 | 0 | 527 |
| 512 | Harper | 347 | 87 | 263 | 0 | 697 |
| 540 | Heartland | 9 | 3 | 0 | 0 | 12 |
| 519 | Highland | 84 | 47 | 15 | 7 | 153 |
| 514 | Illinois Central | 547 | 100 | 92 | 8 | 747 |
| 529 | Illinois Eastern | (390) | (175) | (98) | (0) | (663) |
| | Frontier | 22 | 9 | 41 | 0 | 72 |
| | Lincoln Trail | 54 | 15 | 11 | 0 | 80 |
| | Olney Central | 215 | 141 | 25 | 0 | 381 |
| | Wabash | 99 | 10 | 21 | 0 | 130 |
| 513 | Illinois Valley | 189 | 61 | 180 | 0 | 430 |
| 525 | Joliet | 327 | 59 | 64 | 0 | 450 |
| 520 | Kankakee | 184 | 73 | 4 | 0 | 261 |
| 501 | Kaskaskia | 259 | 186 | 30 | 0 | 475 |
| 523 | Kishwaukee | 127 | 29 | 106 | 0 | 262 |
| 532 | Lake County | 299 | 52 | 83 | 0 | 434 |
| 517 | Lake Land | 260 | 166 | 142 | 18 | 586 |
| 536 | Lewis & Clark | 242 | 78 | 231 | 0 | 551 |
| 526 | Lincoln Land | 283 | 80 | 361 | 0 | 724 |
| 530 | Logan | 194 | 147 | 12 | 0 | 353 |
| 528 | McHenry | 49 | 45 | 175 | 0 | 269 |
| 524 | Moraine Valley | 341 | 79 | 189 | 0 | 609 |
| 527 | Morton | 166 | 52 | 25 | 0 | 243 |
| 535 | Oakton | 145 | 44 | 101 | 0 | 290 |
| 505 | Parkland | 496 | 116 | 20 | 0 | 632 |
| 515 | Prairie State | 198 | 82 | 20 | 0 | 300 |
| 521 | Rend Lake | 171 | 110 | 185 | 0 | 466 |
| 537 | Richland | 139 | 29 | 26 | 0 | 194 |
| 511 | Rock Valley | 190 | 92 | 389 | 0 | 671 |
| 518 | Sandburg | 138 | 126 | 1 | 0 | 265 |
| 506 | Sauk Valley | 143 | 35 | 78 | 0 | 256 |
| 531 | Shawnee | 95 | 117 | 30 | 0 | 242 |
| 510 | South Suburban | 279 | 77 | 226 | 0 | 582 |
| 533 | Southeastern | 121 | 259 | 219 | 0 | 599 |
| 534 | Spoon River | 55 | 75 | 22 | 0 | 152 |
| 601 | State | 54 | 14 | 25 | 0 | 93 |
| 504 | Triton | 459 | 185 | 131 | 0 | 775 |
| 516 | Waubonsee | 130 | 53 | 397 | 0 | 580 |
| 539 | Wood | 51 | 46 | 125 | 0 | 222 |
| | TOTALS | 9,858 | 4,333 | 6,627 | 118 | 20,936 |

SOURCE OF DATA: A1 Submission

Illinois Community College Board

Table III-9

SUMMARY OF ADULT BASIC AND ADULT SECONDARY CERTIFICATES
AWARDED IN FISCAL YEAR 1994

| Dist. No. | District/College | ABE | ASE | | Total |
|--------------|------------------|-----|-------|-------------|-------|
| | | | GED | Unspecified | |
| 522 | Belleville | 21 | 0 | 0 | 21 |
| 503 | Black Hawk | 0 | 299 | 0 | 299 |
| 508 | Chicago | (1) | (3) | (0) | (4) |
| | Daley | 0 | 0 | 0 | 0 |
| | Kennedy-King | 1 | 0 | 0 | 1 |
| | Malcolm X | 0 | 1 | 0 | 1 |
| | Olive-Harvey | 0 | 1 | 0 | 1 |
| | Truman | 0 | 1 | 0 | 1 |
| | Washington | 0 | 0 | 0 | 0 |
| | Wilbur Wright | 0 | 0 | 0 | 0 |
| 507 | Danville | 0 | 0 | 0 | 0 |
| 502 | DuPage | 0 | 0 | 0 | 0 |
| 509 | Elgin | 0 | 0 | 0 | 0 |
| 512 | Harper | 0 | 22 | 0 | 22 |
| 540 | Heartland | 0 | 0 | 0 | 0 |
| 519 | Highland | 0 | 47 | 0 | 47 |
| 514 | Illinois Central | 0 | 0 | 1 | 1 |
| 529 | Illinois Eastern | (0) | (0) | (0) | (0) |
| | Frontier | 0 | 0 | 0 | 0 |
| | Lincoln Trail | 0 | 0 | 0 | 0 |
| | Olney Central | 0 | 0 | 0 | 0 |
| | Wabash | 0 | 0 | 0 | 0 |
| 513 | Illinois Valley | 0 | 51 | 0 | 51 |
| 525 | Joliet | 0 | 0 | 0 | 0 |
| 520 | Kankakee | 0 | 36 | 0 | 36 |
| 501 | Kaskaskia | 0 | 120 | 0 | 120 |
| 523 | Kishwaukee | 0 | 112 | 0 | 112 |
| 532 | Lake County | 0 | 27 | 0 | 27 |
| 517 | Lake Land | 0 | 0 | 0 | 0 |
| 536 | Lewis & Clark | 0 | 0 | 0 | 0 |
| 526 | Lincoln Land | 0 | 0 | 0 | 0 |
| 530 | Logan | 128 | 0 | 12 | 140 |
| 528 | McHenry | 0 | 0 | 128 | 128 |
| 524 | Moraine Valley | 0 | 17 | 0 | 17 |
| 527 | Morton | 0 | 0 | 0 | 0 |
| 535 | Oakton | 0 | 0 | 0 | 0 |
| 505 | Parkland | 0 | 0 | 0 | 0 |
| 515 | Prairie State | 0 | 0 | 0 | 0 |
| 521 | Rend Lake | 0 | 111 | 0 | 111 |
| 537 | Richland | 0 | 129 | 0 | 129 |
| 511 | Rock Valley | 0 | 0 | 0 | 0 |
| 518 | Sandburg | 0 | 86 | 0 | 86 |
| 506 | Sauk Valley | 0 | 0 | 0 | 0 |
| 531 | Shawnee | 0 | 29 | 0 | 29 |
| 510 | South Suburban | 91 | 199 | 0 | 290 |
| 533 | Southeastern | 0 | 57 | 0 | 57 |
| 534 | Spoon River | 0 | 0 | 0 | 0 |
| 601 | State | 0 | 0 | 5 | 5 |
| 504 | Triton | 0 | 19 | 0 | 19 |
| 516 | Waubensee | 0 | 0 | 0 | 0 |
| 539 | Wood | 7 | 36 | 0 | 43 |
| TOTALS | | 248 | 1,400 | 146 | 1,794 |

SOURCE OF DATA: A1 Submission

Illinois Community College Board
Table III-10
ANNUAL DUPLICATED COMPLETERS BY ACADEMIC PROGRAM BY COLLEGE
FOR FISCAL YEAR 1994

| Dist. No. | District/College | Associate in General Studies | Associate in Arts | Associate in Science | Associate in Arts & Science | Agricultural Business & Mgmt., General 12 010101 | Agricultural Mechanics, General 12 010201 | Agricultural Production, General 12 010301 | Animal Production 12 010302 | Crop Production Operations & Management 12 010304 | Agricultural Supplies 12 010501 |
|--------------|------------------|------------------------------|-------------------|----------------------|-----------------------------|---|--|---|--------------------------------|--|------------------------------------|
| 522 | Belleville | 0 | 328 | 316 | 0 | 0 | 0 | 0 | 0 | 0 | 0 |
| 503 | Black Hawk | 21 | 259 | 60 | 0 | 8 | 0 | 17 | 33 | 0 | 0 |
| 508 | Chicago | (201) | (626) | (425) | (0) | (0) | (0) | (0) | (0) | (0) | (0) |
| | Daley | 3 | 167 | 52 | 0 | 0 | 0 | 0 | 0 | 0 | 0 |
| | Kennedy-King | 12 | 59 | 14 | 0 | 0 | 0 | 0 | 0 | 0 | 0 |
| | Malcolm X | 9 | 38 | 44 | 0 | 0 | 0 | 0 | 0 | 0 | 0 |
| | Olive-Harvey | 15 | 105 | 20 | 0 | 0 | 0 | 0 | 0 | 0 | 0 |
| | Truman | 53 | 43 | 204 | 0 | 0 | 0 | 0 | 0 | 0 | 0 |
| | Washington | 92 | 100 | 30 | 0 | 0 | 0 | 0 | 0 | 0 | 0 |
| | Wilbur Wright | 17 | 114 | 61 | 0 | 0 | 0 | 0 | 0 | 0 | 0 |
| 507 | Danville | 0 | 60 | 62 | 0 | 2 | 2 | 0 | 0 | 0 | 0 |
| 502 | DuPage | 49 | 896 | 214 | 0 | 0 | 0 | 0 | 0 | 0 | 0 |
| 509 | Elgin | 3 | 193 | 226 | 0 | 0 | 0 | 0 | 0 | 0 | 0 |
| 512 | Harper | 0 | 695 | 178 | 0 | 0 | 0 | 0 | 0 | 0 | 0 |
| 540 | Heartland | 0 | 53 | 9 | 0 | 0 | 0 | 0 | 0 | 0 | 0 |
| 519 | Highland | 2 | 71 | 104 | 0 | 0 | 0 | 3 | 0 | 0 | 0 |
| 514 | Illinois Central | 77 | 0 | 0 | 526 | 8 | 10 | 0 | 0 | 0 | 0 |
| 529 | Illinois Eastern | (19) | (28) | (287) | (0) | (13) | (0) | (5) | (0) | (0) | (0) |
| | Frontier | 0 | 0 | 42 | 0 | 0 | 0 | 0 | 0 | 0 | 0 |
| | Lincoln Trail | 9 | 10 | 60 | 0 | 0 | 0 | 0 | 0 | 0 | 0 |
| | Olney Central | 4 | 9 | 109 | 0 | 0 | 0 | 0 | 0 | 0 | 0 |
| | Wabash | 6 | 9 | 76 | 0 | 13 | 0 | 5 | 0 | 0 | 0 |
| 513 | Illinois Valley | 61 | 213 | 70 | 0 | 0 | 0 | 3 | 0 | 0 | 2 |
| 525 | Joliet | 17 | 313 | 104 | 0 | 19 | 0 | 23 | 0 | 0 | 0 |
| 520 | Kankakee | 30 | 82 | 17 | 0 | 2 | 0 | 0 | 0 | 0 | 0 |
| 501 | Kaskaskia | 20 | 179 | 11 | 0 | 5 | 0 | 0 | 0 | 0 | 0 |
| 523 | Kishwaukee | 0 | 95 | 181 | 0 | 3 | 5 | 3 | 2 | 0 | 0 |
| 532 | Lake County | 0 | 294 | 237 | 0 | 0 | 0 | 0 | 0 | 0 | 0 |
| 517 | Lake Land | 8 | 19 | 221 | 0 | 12 | 6 | 3 | 0 | 1 | 0 |
| 536 | Lewis & Clark | 0 | 19 | 211 | 0 | 3 | 0 | 0 | 0 | 0 | 0 |
| 526 | Lincoln Land | 0 | 390 | 103 | 0 | 0 | 0 | 8 | 0 | 0 | 0 |
| 530 | Logan | 0 | 191 | 133 | 0 | 0 | 0 | 0 | 0 | 0 | 0 |
| 528 | McHenry | 14 | 22 | 209 | 0 | 0 | 0 | 0 | 0 | 0 | 0 |
| 524 | Moraine Valley | 0 | 428 | 251 | 0 | 0 | 0 | 0 | 0 | 0 | 0 |
| 527 | Morton | 37 | 119 | 25 | 0 | 0 | 0 | 0 | 0 | 0 | 0 |
| 535 | Oakton | 0 | 219 | 16 | 0 | 0 | 0 | 0 | 0 | 0 | 0 |
| 505 | Parkland | 16 | 142 | 98 | 0 | 8 | 0 | 0 | 4 | 0 | 0 |
| 515 | Prairie State | 0 | 175 | 35 | 0 | 0 | 0 | 0 | 0 | 0 | 0 |
| 521 | Rend Lake | 0 | 106 | 96 | 0 | 5 | 9 | 3 | 0 | 0 | 0 |
| 537 | Richland | 1 | 77 | 127 | 0 | 0 | 0 | 0 | 0 | 0 | 0 |
| 511 | Rock Valley | 3 | 389 | 117 | 0 | 0 | 0 | 0 | 0 | 0 | 0 |
| 518 | Sandburg | 14 | 56 | 48 | 0 | 0 | 0 | 2 | 0 | 0 | 0 |
| 506 | Sauk Valley | 11 | 32 | 139 | 0 | 0 | 0 | 0 | 0 | 0 | 0 |
| 531 | Shawnee | 1 | 68 | 37 | 0 | 1 | 0 | 0 | 0 | 0 | 0 |
| 510 | South Suburban | 0 | 107 | 114 | 0 | 0 | 0 | 0 | 0 | 0 | 0 |
| 533 | Southeastern | 29 | 51 | 69 | 0 | 0 | 0 | 0 | 0 | 0 | 0 |
| 534 | Spoon River | 12 | 100 | 30 | 0 | 0 | 13 | 6 | 0 | 0 | 0 |
| 601 | State | 0 | 27 | 20 | 0 | 0 | 0 | 0 | 0 | 0 | 0 |
| 504 | Triton | 23 | 118 | 105 | 0 | 0 | 0 | 0 | 0 | 0 | 0 |
| 516 | Waubensee | 6 | 56 | 245 | 0 | 0 | 0 | 0 | 0 | 0 | 0 |
| 539 | Wood | 0 | 36 | 57 | 0 | 7 | 0 | 1 | 6 | 0 | 0 |
| TOTALS | | 675 | 7332 | 5007 | 526 | 96 | 45 | 77 | 45 | 1 | 2 |

SOURCE OF DATA: A1 Submission

Illinois Community College Board
Table III-10
ANNUAL DUPLICATED COMPLETERS BY ACADEMIC PROGRAM BY COLLEGE
FOR FISCAL YEAR 1994

| Dist. No. | District/College | Horticulture & Care 12 010507 | Horticulture, General 12 010601 | Arboriculture 12 010602 | Ornamental Horticulture 12 010603 | Greenhouse Operations/Mgmt. 12 010604 | Landscaping 12 010605 | Nursery Operations/Mgmt. 12 010606 | Turf Management 12 010607 | Parks & Grounds Management 12 010610 | Forestry Production/Processing, General 12 030401 |
|--------------|------------------|----------------------------------|------------------------------------|----------------------------|--------------------------------------|--|--------------------------|---------------------------------------|------------------------------|---|--|
| 522 | Belleville | 0 | 13 | 0 | 0 | 0 | 0 | 0 | 0 | 0 | 0 |
| 503 | Black Hawk | 14 | 12 | 0 | 0 | 0 | 0 | 0 | 0 | 0 | 0 |
| 508 | Chicago | (0) | (0) | (0) | (0) | (0) | (0) | (0) | (0) | (0) | (0) |
| | Daley | 0 | 0 | 0 | 0 | 0 | 0 | 0 | 0 | 0 | 0 |
| | Kennedy-King | 0 | 0 | 0 | 0 | 0 | 0 | 0 | 0 | 0 | 0 |
| | Malcolm X | 0 | 0 | 0 | 0 | 0 | 0 | 0 | 0 | 0 | 0 |
| | Olive-Harvey | 0 | 0 | 0 | 0 | 0 | 0 | 0 | 0 | 0 | 0 |
| | Truman | 0 | 0 | 0 | 0 | 0 | 0 | 0 | 0 | 0 | 0 |
| | Washington | 0 | 0 | 0 | 0 | 0 | 0 | 0 | 0 | 0 | 0 |
| | Wilbur Wright | 0 | 0 | 0 | 0 | 0 | 0 | 0 | 0 | 0 | 0 |
| 507 | Danville | 0 | 0 | 0 | 1 | 0 | 8 | 0 | 0 | 0 | 0 |
| 502 | DuPage | 0 | 11 | 0 | 4 | 3 | 2 | 0 | 1 | 0 | 0 |
| 509 | Elgin | 0 | 0 | 0 | 0 | 0 | 0 | 0 | 0 | 0 | 0 |
| 512 | Harper | 0 | 8 | 0 | 2 | 0 | 2 | 0 | 0 | 0 | 0 |
| 540 | Heartland | 0 | 0 | 0 | 0 | 0 | 0 | 0 | 0 | 0 | 0 |
| 519 | Highland | 0 | 0 | 0 | 0 | 0 | 0 | 0 | 0 | 0 | 0 |
| 514 | Illinois Central | 0 | 12 | 0 | 0 | 0 | 1 | 0 | 0 | 0 | 0 |
| 529 | Illinois Eastern | (0) | (0) | (0) | (0) | (0) | (0) | (0) | (0) | (2) | (0) |
| | Frontier | 0 | 0 | 0 | 0 | 0 | 0 | 0 | 0 | 0 | 0 |
| | Lincoln Trail | 0 | 0 | 0 | 0 | 0 | 0 | 0 | 0 | 0 | 0 |
| | Olney Central | 0 | 0 | 0 | 0 | 0 | 0 | 0 | 0 | 0 | 0 |
| | Wabash | 0 | 0 | 0 | 0 | 0 | 0 | 0 | 0 | 2 | 0 |
| 513 | Illinois Valley | 0 | 0 | 0 | 0 | 0 | 0 | 0 | 0 | 0 | 0 |
| 525 | Joliet | 0 | 18 | 0 | 4 | 0 | 0 | 0 | 0 | 0 | 0 |
| 520 | Kankakee | 0 | 0 | 0 | 0 | 0 | 0 | 0 | 0 | 0 | 0 |
| 501 | Kaskaskia | 0 | 12 | 0 | 0 | 0 | 0 | 0 | 0 | 0 | 0 |
| 523 | Kishwaukee | 0 | 0 | 0 | 4 | 5 | 6 | 4 | 3 | 0 | 0 |
| 532 | Lake County | 0 | 0 | 1 | 4 | 0 | 12 | 0 | 3 | 0 | 0 |
| 517 | Lake Land | 0 | 0 | 0 | 0 | 0 | 0 | 0 | 0 | 0 | 0 |
| 536 | Lewis & Clark | 0 | 0 | 0 | 0 | 0 | 0 | 0 | 0 | 0 | 0 |
| 526 | Lincoln Land | 0 | 0 | 0 | 0 | 0 | 2 | 0 | 0 | 0 | 0 |
| 530 | Logan | 0 | 0 | 0 | 0 | 0 | 0 | 0 | 0 | 0 | 0 |
| 528 | McHenry | 0 | 6 | 0 | 2 | 0 | 1 | 0 | 0 | 0 | 0 |
| 524 | Moraine Valley | 0 | 0 | 0 | 0 | 0 | 0 | 0 | 0 | 0 | 0 |
| 527 | Morton | 0 | 0 | 0 | 0 | 0 | 0 | 0 | 0 | 0 | 0 |
| 535 | Oakton | 0 | 0 | 0 | 0 | 0 | 0 | 0 | 0 | 0 | 0 |
| 505 | Parkland | 0 | 0 | 0 | 0 | 0 | 0 | 0 | 0 | 0 | 0 |
| 515 | Prairie State | 0 | 0 | 0 | 0 | 0 | 0 | 0 | 0 | 0 | 0 |
| 521 | Rend Lake | 0 | 3 | 0 | 0 | 0 | 0 | 0 | 0 | 0 | 0 |
| 537 | Richland | 0 | 7 | 0 | 0 | 0 | 0 | 0 | 0 | 0 | 0 |
| 511 | Rock Valley | 0 | 0 | 0 | 0 | 0 | 0 | 0 | 0 | 0 | 0 |
| 518 | Sandburg | 0 | 0 | 0 | 0 | 0 | 0 | 0 | 0 | 0 | 0 |
| 506 | Sauk Valley | 0 | 0 | 0 | 0 | 0 | 0 | 0 | 0 | 0 | 0 |
| 531 | Shawnee | 0 | 0 | 0 | 0 | 0 | 0 | 0 | 0 | 0 | 0 |
| 510 | South Suburban | 0 | 0 | 0 | 0 | 0 | 0 | 0 | 0 | 0 | 0 |
| 533 | Southeastern | 0 | 18 | 1 | 0 | 15 | 0 | 0 | 0 | 0 | 13 |
| 534 | Spoon River | 0 | 3 | 0 | 0 | 0 | 0 | 0 | 0 | 0 | 0 |
| 601 | State | 0 | 0 | 0 | 0 | 0 | 0 | 0 | 0 | 0 | 0 |
| 504 | Triton | 0 | 0 | 0 | 0 | 1 | 4 | 0 | 0 | 0 | 0 |
| 516 | Waubensee | 0 | 0 | 0 | 0 | 0 | 0 | 0 | 0 | 0 | 0 |
| 539 | Wood | 0 | 1 | 0 | 0 | 0 | 0 | 0 | 0 | 0 | 0 |
| TOTALS | | 14 | 124 | 2 | 21 | 24 | 38 | 4 | 7 | 2 | 13 |

SOURCE OF DATA: A1 Submission

Illinois Community College Board
Table III-10
ANNUAL DUPLICATED COMPLETERS BY ACADEMIC PROGRAM BY COLLEGE
FOR FISCAL YEAR 1994

| Dist. No. | District/College | Wildlife Management 12 030601 | Fashion Merchandising 12 080102 | Entrepreneurship 12 080301 | Food Products Retail/Wholesale Operations 12 080601 | Industrial Marketing 12 080702 | Retailing 12 080705 | General Marketing/Sales 12 080706 | General Distribution Operations 12 080709 | Recreation Products/Services Marketing Operations 12 080903 | Insurance Marketing Operations 12 081001 |
|--------------|------------------|----------------------------------|------------------------------------|-------------------------------|--|-----------------------------------|------------------------|--------------------------------------|--|--|---|
| 522 | Belleville | 0 | 0 | 0 | 0 | 0 | 1 | 8 | 0 | 0 | 0 |
| 503 | Black Hawk | 0 | 4 | 0 | 0 | 0 | 8 | 0 | 0 | 0 | 0 |
| 508 | Chicago | (0) | (0) | (0) | (0) | (0) | (1) | (26) | (0) | (0) | (0) |
| | Daley | 0 | 0 | 0 | 0 | 0 | 0 | 3 | 0 | 0 | 0 |
| | Kennedy-King | 0 | 0 | 0 | 0 | 0 | 0 | 0 | 0 | 0 | 0 |
| | Malcolm X | 0 | 0 | 0 | 0 | 0 | 0 | 0 | 0 | 0 | 0 |
| | Olive-Harvey | 0 | 0 | 0 | 0 | 0 | 0 | 1 | 0 | 0 | 0 |
| | Truman | 0 | 0 | 0 | 0 | 0 | 0 | 7 | 0 | 0 | 0 |
| | Washington | 0 | 0 | 0 | 0 | 0 | 1 | 5 | 0 | 0 | 0 |
| | Wilbur Wright | 0 | 0 | 0 | 0 | 0 | 0 | 10 | 0 | 0 | 0 |
| 507 | Danville | 0 | 0 | 0 | 0 | 0 | 0 | 11 | 0 | 0 | 0 |
| 502 | DuPage | 0 | 5 | 0 | 1 | 0 | 0 | 16 | 20 | 0 | 0 |
| 509 | Elgin | 0 | 0 | 0 | 0 | 0 | 1 | 5 | 0 | 0 | 0 |
| 512 | Harper | 0 | 7 | 0 | 0 | 1 | 2 | 13 | 28 | 0 | 2 |
| 540 | Heartland | 0 | 0 | 0 | 0 | 0 | 0 | 0 | 0 | 0 | 0 |
| 519 | Highland | 0 | 0 | 0 | 0 | 0 | 0 | 0 | 0 | 0 | 0 |
| 514 | Illinois Central | 0 | 0 | 0 | 0 | 0 | 0 | 19 | 0 | 0 | 0 |
| 529 | Illinois Eastern | (0) | (0) | (0) | (0) | (0) | (16) | (4) | (0) | (0) | (0) |
| | Frontier | 0 | 0 | 0 | 0 | 0 | 0 | 0 | 0 | 0 | 0 |
| | Lincoln Trail | 0 | 0 | 0 | 0 | 0 | 0 | 0 | 0 | 0 | 0 |
| | Olney Central | 0 | 0 | 0 | 0 | 0 | 0 | 0 | 0 | 0 | 0 |
| | Wabash | 0 | 0 | 0 | 0 | 0 | 16 | 4 | 0 | 0 | 0 |
| 513 | Illinois Valley | 0 | 0 | 0 | 0 | 0 | 0 | 6 | 0 | 0 | 0 |
| 525 | Joliet | 0 | 1 | 0 | 0 | 0 | 1 | 5 | 0 | 0 | 0 |
| 520 | Kankakee | 0 | 0 | 0 | 0 | 0 | 0 | 10 | 0 | 0 | 0 |
| 501 | Kaskaskia | 0 | 0 | 0 | 0 | 0 | 1 | 0 | 0 | 0 | 0 |
| 523 | Kishwaukee | 0 | 0 | 0 | 0 | 0 | 0 | 0 | 0 | 0 | 0 |
| 532 | Lake County | 0 | 0 | 0 | 0 | 0 | 3 | 8 | 0 | 0 | 0 |
| 517 | Lake Land | 0 | 0 | 0 | 0 | 0 | 12 | 0 | 0 | 0 | 0 |
| 536 | Lewis & Clark | 0 | 0 | 0 | 0 | 0 | 0 | 0 | 0 | 0 | 0 |
| 526 | Lincoln Land | 0 | 0 | 0 | 0 | 0 | 0 | 0 | 0 | 0 | 0 |
| 530 | Logan | 0 | 2 | 0 | 0 | 0 | 0 | 10 | 0 | 0 | 0 |
| 528 | McHenry | 0 | 0 | 0 | 0 | 0 | 1 | 5 | 0 | 0 | 0 |
| 524 | Moraine Valley | 0 | 0 | 0 | 0 | 0 | 3 | 0 | 1 | 3 | 0 |
| 527 | Morton | 0 | 0 | 0 | 0 | 0 | 0 | 4 | 0 | 0 | 0 |
| 535 | Oakton | 0 | 0 | 0 | 0 | 0 | 0 | 8 | 3 | 0 | 0 |
| 505 | Parkland | 0 | 0 | 0 | 0 | 0 | 1 | 8 | 1 | 0 | 0 |
| 515 | Prairie State | 0 | 0 | 0 | 0 | 0 | 0 | 1 | 0 | 0 | 0 |
| 521 | Rend Lake | 0 | 0 | 0 | 0 | 0 | 0 | 0 | 0 | 0 | 0 |
| 537 | Richland | 0 | 0 | 0 | 0 | 0 | 1 | 0 | 0 | 0 | 0 |
| 511 | Rock Valley | 0 | 0 | 0 | 0 | 0 | 0 | 2 | 0 | 0 | 0 |
| 518 | Sandburg | 0 | 1 | 0 | 0 | 0 | 0 | 7 | 0 | 0 | 0 |
| 506 | Sauk Valley | 0 | 0 | 0 | 0 | 0 | 0 | 9 | 0 | 0 | 0 |
| 531 | Shawnee | 0 | 0 | 0 | 0 | 0 | 0 | 0 | 0 | 0 | 0 |
| 510 | South Suburban | 0 | 3 | 1 | 0 | 0 | 5 | 7 | 0 | 0 | 0 |
| 533 | Southeastern | 8 | 0 | 0 | 0 | 0 | 0 | 0 | 0 | 0 | 0 |
| 534 | Spoon River | 0 | 0 | 0 | 0 | 0 | 0 | 0 | 0 | 0 | 0 |
| 601 | State | 0 | 0 | 0 | 0 | 0 | 0 | 0 | 0 | 0 | 0 |
| 504 | Triton | 0 | 0 | 0 | 0 | 0 | 0 | 6 | 4 | 0 | 0 |
| 516 | Waubonree | 0 | 0 | 0 | 0 | 0 | 0 | 0 | 0 | 0 | 0 |
| 539 | Wood | 0 | 2 | 0 | 0 | 0 | 0 | 1 | 0 | 0 | 0 |
| | TOTALS | 8 | 25 | 1 | 1 | 1 | 57 | 199 | 57 | 3 | 2 |

SOURCE OF DATA: A1 Submission

Illinois Community College Board
Table III-10
ANNUAL DUPLICATED COMPLETERS BY ACADEMIC PROGRAM BY COLLEGE
FOR FISCAL YEAR 1994

| Dist. No. | District/College | Travel Services Marketing 12 081105 | Advertising 12 090201 | Print Journalism 12 090401 | Public Relations 12 090501 | Radio/Television, General 12 090701 | Educational Media Technology 12 100101 | Radio/Television Production 12 100104 | Funeral Services 12 120301 | Cosmetology 12 120403 | Baker/Pastry Chef 12 120501 |
|--------------|------------------|--|--------------------------|-------------------------------|-------------------------------|--|---|--|-------------------------------|--------------------------|--------------------------------|
| 522 | Belleville | 0 | 0 | 0 | 0 | 0 | 0 | 0 | 0 | 21 | 0 |
| 503 | Black Hawk | 0 | 0 | 0 | 0 | 0 | 0 | 0 | 0 | 1 | 1 |
| 508 | Chicago | (11) | (0) | (0) | (0) | (31) | (0) | (0) | (12) | (43) | (0) |
| | Daley | 0 | 0 | 0 | 0 | 0 | 0 | 0 | 0 | 0 | 0 |
| | Kennedy-King | 0 | 0 | 0 | 0 | 31 | 0 | 0 | 0 | 0 | 0 |
| | Malcolm X | 0 | 0 | 0 | 0 | 0 | 0 | 0 | 12 | 0 | 0 |
| | Olive-Harvey | 0 | 0 | 0 | 0 | 0 | 0 | 0 | 0 | 0 | 0 |
| | Truman | 0 | 0 | 0 | 0 | 0 | 0 | 0 | 0 | 43 | 0 |
| | Washington | 11 | 0 | 0 | 0 | 0 | 0 | 0 | 0 | 0 | 0 |
| | Wilbur Wright | 0 | 0 | 0 | 0 | 0 | 0 | 0 | 0 | 0 | 0 |
| 507 | Danville | 0 | 0 | 0 | 0 | 0 | 0 | 0 | 0 | 0 | 0 |
| 502 | DuPage | 318 | 0 | 0 | 0 | 0 | 7 | 0 | 0 | 0 | 15 |
| 509 | Elgin | 11 | 0 | 0 | 0 | 0 | 0 | 0 | 0 | 0 | 1 |
| 512 | Harper | 0 | 0 | 2 | 0 | 0 | 0 | 0 | 0 | 0 | 2 |
| 540 | Heartland | 0 | 0 | 0 | 0 | 0 | 0 | 0 | 0 | 0 | 0 |
| 519 | Highland | 0 | 0 | 0 | 0 | 0 | 0 | 0 | 0 | 17 | 0 |
| 514 | Illinois Central | 0 | 0 | 0 | 0 | 0 | 0 | 0 | 0 | 0 | 0 |
| 529 | Illinois Eastern | (0) | (0) | (0) | (0) | (5) | (0) | (0) | (0) | (3) | (0) |
| | Frontier | 0 | 0 | 0 | 0 | 0 | 0 | 0 | 0 | 0 | 0 |
| | Lincoln Trail | 0 | 0 | 0 | 0 | 0 | 0 | 0 | 0 | 0 | 0 |
| | Olney Central | 0 | 0 | 0 | 0 | 0 | 0 | 0 | 0 | 3 | 0 |
| | Wabash | 0 | 0 | 0 | 0 | 5 | 0 | 0 | 0 | 0 | 0 |
| 513 | Illinois Valley | 0 | 0 | 0 | 0 | 0 | 0 | 0 | 0 | 0 | 0 |
| 525 | Joliet | 0 | 0 | 0 | 0 | 0 | 0 | 0 | 0 | 0 | 0 |
| 520 | Kankakee | 0 | 0 | 0 | 0 | 0 | 0 | 0 | 0 | 0 | 0 |
| 501 | Kaskaskia | 0 | 0 | 0 | 0 | 0 | 0 | 0 | 0 | 23 | 0 |
| 523 | Kishwaukee | 0 | 0 | 0 | 0 | 0 | 0 | 0 | 0 | 0 | 0 |
| 532 | Lake County | 0 | 0 | 0 | 0 | 0 | 0 | 0 | 0 | 0 | 0 |
| 517 | Lake Land | 0 | 0 | 0 | 0 | 2 | 0 | 0 | 0 | 29 | 0 |
| 536 | Lewis & Clark | 0 | 0 | 0 | 0 | 4 | 0 | 0 | 0 | 0 | 0 |
| 526 | Lincoln Land | 0 | 0 | 0 | 0 | 0 | 0 | 0 | 0 | 0 | 0 |
| 530 | Logan | 3 | 0 | 0 | 0 | 0 | 0 | 0 | 0 | 24 | 0 |
| 528 | McHenry | 0 | 0 | 0 | 0 | 0 | 0 | 0 | 0 | 0 | 0 |
| 524 | Moraine Valley | 17 | 0 | 0 | 0 | 0 | 0 | 0 | 0 | 0 | 1 |
| 527 | Morton | 0 | 0 | 0 | 0 | 0 | 0 | 0 | 0 | 0 | 0 |
| 535 | Oakton | 0 | 0 | 0 | 0 | 0 | 0 | 0 | 0 | 0 | 0 |
| 505 | Parkland | 13 | 2 | 1 | 2 | 7 | 0 | 1 | 0 | 0 | 0 |
| 515 | Prairie State | 0 | 0 | 0 | 0 | 0 | 0 | 0 | 0 | 0 | 0 |
| 521 | Rend Lake | 0 | 0 | 0 | 0 | 0 | 0 | 0 | 0 | 0 | 0 |
| 537 | Richland | 0 | 0 | 0 | 0 | 0 | 0 | 0 | 0 | 0 | 0 |
| 511 | Rock Valley | 0 | 0 | 0 | 0 | 0 | 0 | 0 | 0 | 0 | 0 |
| 518 | Sandburg | 0 | 0 | 0 | 0 | 0 | 0 | 0 | 0 | 11 | 0 |
| 506 | Sauk Valley | 0 | 0 | 0 | 0 | 0 | 0 | 0 | 0 | 0 | 0 |
| 531 | Shawnee | 0 | 0 | 0 | 0 | 0 | 0 | 0 | 0 | 14 | 0 |
| 510 | South Suburban | 0 | 0 | 0 | 0 | 0 | 0 | 0 | 0 | 0 | 0 |
| 533 | Southeastern | 0 | 0 | 0 | 0 | 0 | 0 | 0 | 0 | 17 | 0 |
| 534 | Spoon River | 0 | 0 | 0 | 0 | 0 | 0 | 0 | 0 | 0 | 0 |
| 601 | State | 0 | 0 | 0 | 0 | 0 | 0 | 0 | 0 | 0 | 0 |
| 504 | Triton | 0 | 0 | 0 | 0 | 0 | 0 | 0 | 0 | 0 | 0 |
| 516 | Waubensee | 1 | 0 | 0 | 0 | 0 | 0 | 0 | 0 | 0 | 0 |
| 539 | Wood | 0 | 0 | 0 | 0 | 0 | 0 | 5 | 0 | 9 | 0 |
| | TOTALS | 374 | 2 | 3 | 2 | 49 | 7 | 6 | 12 | 212 | 20 |

SOURCE OF DATA: A1 Submission

Illinois Community College Board
Table III-10
ANNUAL DUPLICATED COMPLETERS BY ACADEMIC PROGRAM BY COLLEGE
FOR FISCAL YEAR 1994

| Dist. No. | District/College | Culinary Arts/Chef Training 12 120503 | Food & Beverage/Restaurant Operations Manager 12 120504 | Teacher Assistant/Aide 12 131501 | Civil Technology 12 150201 | Computer Technology 12 150301 | Electronic Technology 12 150303 | Telecommunication Electronics Technology 12 150310 | Biomedical Equipment Technology 12 150401 | Computer Servicing Technology 12 150402 | Electromechanical Technology 12 150403 |
|--------------|------------------|--|--|-------------------------------------|-------------------------------|----------------------------------|------------------------------------|---|--|--|---|
| 522 | Belleville | 0 | 8 | 0 | 0 | 0 | 1 | 0 | 0 | 0 | 0 |
| 503 | Black Hawk | 19 | 0 | 0 | 2 | 0 | 0 | 0 | 0 | 7 | 7 |
| 508 | Chicago | (12) | (7) | (2) | (0) | (0) | (0) | (0) | (0) | (26) | (0) |
| | Daley | 0 | 0 | 0 | 0 | 0 | 0 | 0 | 0 | 9 | 0 |
| | Kennedy-King | 4 | 5 | 0 | 0 | 0 | 0 | 0 | 0 | 0 | 0 |
| | Malcolm X | 0 | 0 | 2 | 0 | 0 | 0 | 0 | 0 | 0 | 0 |
| | Olive-Harvey | 0 | 0 | 0 | 0 | 0 | 0 | 0 | 0 | 17 | 0 |
| | Truman | 0 | 0 | 0 | 0 | 0 | 0 | 0 | 0 | 0 | 0 |
| | Washington | 8 | 2 | 0 | 0 | 0 | 0 | 0 | 0 | 0 | 0 |
| | Wilbur Wright | 0 | 0 | 0 | 0 | 0 | 0 | 0 | 0 | 0 | 0 |
| 507 | Danville | 0 | 0 | 2 | 0 | 0 | 0 | 0 | 0 | 3 | 0 |
| 502 | DuPage | 1 | 1 | 0 | 0 | 0 | 10 | 0 | 0 | 15 | 0 |
| 509 | Elgin | 10 | 6 | 0 | 0 | 0 | 18 | 0 | 0 | 0 | 0 |
| 512 | Harper | 1 | 6 | 0 | 0 | 0 | 3 | 0 | 0 | 1 | 1 |
| 540 | Heartland | 0 | 0 | 0 | 0 | 0 | 0 | 0 | 0 | 0 | 0 |
| 519 | Highland | 0 | 0 | 0 | 0 | 0 | 1 | 0 | 0 | 0 | 0 |
| 514 | Illinois Central | 0 | 0 | 0 | 0 | 0 | 28 | 0 | 0 | 0 | 0 |
| 529 | Illinois Eastern | (2) | (0) | (10) | (0) | (0) | (23) | (0) | (0) | (0) | (0) |
| | Frontier | 0 | 0 | 4 | 0 | 0 | 0 | 0 | 0 | 0 | 0 |
| | Lincoln Trail | 2 | 0 | 6 | 0 | 0 | 0 | 0 | 0 | 0 | 0 |
| | Olney Central | 0 | 0 | 0 | 0 | 0 | 0 | 0 | 0 | 0 | 0 |
| | Wabash | 0 | 0 | 0 | 0 | 0 | 23 | 0 | 0 | 0 | 0 |
| 513 | Illinois Valley | 10 | 0 | 0 | 0 | 0 | 7 | 0 | 0 | 0 | 0 |
| 525 | Joliet | 24 | 10 | 8 | 0 | 0 | 29 | 0 | 0 | 0 | 0 |
| 520 | Kankakee | 0 | 0 | 0 | 0 | 0 | 15 | 0 | 0 | 0 | 0 |
| 501 | Kaskaskia | 9 | 0 | 7 | 0 | 0 | 20 | 0 | 0 | 0 | 0 |
| 523 | Kishwaukee | 0 | 0 | 0 | 0 | 0 | 3 | 0 | 0 | 0 | 0 |
| 532 | Lake County | 1 | 3 | 1 | 3 | 0 | 6 | 0 | 0 | 0 | 0 |
| 517 | Lake Land | 0 | 0 | 0 | 18 | 0 | 13 | 5 | 0 | 0 | 3 |
| 536 | Lewis & Clark | 0 | 3 | 0 | 0 | 0 | 0 | 0 | 0 | 0 | 0 |
| 526 | Lincoln Land | 45 | 0 | 0 | 0 | 0 | 42 | 0 | 0 | 0 | 0 |
| 530 | Logan | 0 | 0 | 0 | 0 | 0 | 15 | 0 | 0 | 0 | 0 |
| 528 | McHenry | 0 | 0 | 1 | 0 | 0 | 28 | 0 | 0 | 0 | 0 |
| 524 | Moraine Valley | 0 | 7 | 5 | 0 | 0 | 3 | 0 | 0 | 0 | 0 |
| 527 | Morton | 0 | 0 | 0 | 0 | 0 | 1 | 2 | 0 | 0 | 0 |
| 535 | Oakton | 0 | 7 | 0 | 0 | 0 | 2 | 0 | 3 | 0 | 0 |
| 505 | Parkland | 0 | 2 | 0 | 0 | 0 | 3 | 0 | 0 | 8 | 0 |
| 515 | Prairie State | 0 | 0 | 1 | 0 | 0 | 6 | 0 | 0 | 0 | 0 |
| 521 | Rend Lake | 17 | 0 | 0 | 0 | 18 | 4 | 0 | 0 | 0 | 0 |
| 537 | Richland | 0 | 0 | 0 | 0 | 0 | 0 | 0 | 3 | 0 | 0 |
| 511 | Rock Valley | 0 | 0 | 0 | 0 | 0 | 20 | 0 | 0 | 0 | 0 |
| 518 | Sandburg | 0 | 0 | 0 | 0 | 0 | 3 | 0 | 0 | 0 | 0 |
| 506 | Sauk Valley | 0 | 0 | 0 | 0 | 0 | 5 | 0 | 0 | 0 | 0 |
| 531 | Shawnee | 3 | 4 | 2 | 0 | 0 | 4 | 0 | 0 | 0 | 0 |
| 510 | South Suburban | 0 | 0 | 2 | 0 | 0 | 61 | 0 | 12 | 0 | 0 |
| 533 | Southeastern | 2 | 0 | 0 | 0 | 0 | 0 | 0 | 0 | 0 | 0 |
| 534 | Spoon River | 7 | 0 | 0 | 0 | 0 | 12 | 0 | 0 | 0 | 0 |
| 601 | State | 0 | 0 | 0 | 0 | 0 | 0 | 0 | 0 | 0 | 0 |
| 504 | Triton | 9 | 3 | 0 | 0 | 0 | 5 | 0 | 0 | 9 | 0 |
| 516 | Waubonsee | 0 | 0 | 0 | 0 | 0 | 38 | 0 | 0 | 0 | 0 |
| 539 | Wood | 0 | 0 | 0 | 0 | 0 | 0 | 0 | 0 | 0 | 0 |
| | TOTALS | 172 | 67 | 41 | 23 | 18 | 429 | 7 | 18 | 69 | 11 |

SOURCE OF DATA: A1 Submission

Illinois Community College Board
Table III-10
ANNUAL DUPLICATED COMPLETERS BY ACADEMIC PROGRAM BY COLLEGE
FOR FISCAL YEAR 1994

| Dist. No. | District/College | Instrumentation Technology 12 150404 | Robotics Technology 12 150405 | Automated Manufacturing Technology 12 150411 | Energy Conservation/Use Technology 12 150503 | Water/Wastewater Technology 12 150506 | Environmental & Pollution Tech/Technician 12 150507 | Industrial Technology 12 150603 | Plastic Technology 12 150607 | Metallurgical Technology/ Technician 12 150611 | Occupational Safety/Health Technology 12 150701 |
|--------------|------------------|---|----------------------------------|---|---|--|--|------------------------------------|---------------------------------|---|--|
| 522 | Belleville | 0 | 0 | 0 | 0 | 0 | 0 | 0 | 0 | 0 | 0 |
| 503 | Black Hawk | 7 | 3 | 2 | 0 | 0 | 0 | 3 | 0 | 0 | 0 |
| 508 | Chicago | (0) | (0) | (0) | (0) | (0) | (0) | (0) | (0) | (0) | (0) |
| | Daley | 0 | 0 | 0 | 0 | 0 | 0 | 0 | 0 | 0 | 0 |
| | Kennedy-King | 0 | 0 | 0 | 0 | 0 | 0 | 0 | 0 | 0 | 0 |
| | Malcolm X | 0 | 0 | 0 | 0 | 0 | 0 | 0 | 0 | 0 | 0 |
| | Olive-Harvey | 0 | 0 | 0 | 0 | 0 | 0 | 0 | 0 | 0 | 0 |
| | Truman | 0 | 0 | 0 | 0 | 0 | 0 | 0 | 0 | 0 | 0 |
| | Washington | 0 | 0 | 0 | 0 | 0 | 0 | 0 | 0 | 0 | 0 |
| | Wilbur Wright | 0 | 0 | 0 | 0 | 0 | 0 | 0 | 0 | 0 | 0 |
| 507 | Danville | 0 | 0 | 0 | 0 | 0 | 0 | 1 | 0 | 0 | 0 |
| 502 | DuPage | 0 | 1 | 0 | 0 | 0 | 0 | 1 | 10 | 0 | 0 |
| 509 | Elgin | 0 | 0 | 1 | 0 | 0 | 0 | 0 | 2 | 0 | 0 |
| 512 | Harper | 0 | 0 | 0 | 0 | 0 | 0 | 1 | 0 | 0 | 0 |
| 540 | Heartland | 0 | 0 | 0 | 0 | 0 | 0 | 0 | 0 | 0 | 0 |
| 519 | Highland | 0 | 0 | 0 | 0 | 0 | 0 | 6 | 0 | 0 | 0 |
| 514 | Illinois Central | 0 | 4 | 0 | 0 | 1 | 0 | 13 | 0 | 0 | 0 |
| 529 | Illinois Eastern | (0) | (0) | (0) | (0) | (0) | (0) | (0) | (0) | (3) | (0) |
| | Frontier | 0 | 0 | 0 | 0 | 0 | 0 | 0 | 0 | 0 | 0 |
| | Lincoln Trail | 0 | 0 | 0 | 0 | 0 | 0 | 0 | 0 | 0 | 0 |
| | Olney Central | 0 | 0 | 0 | 0 | 0 | 0 | 0 | 0 | 3 | 0 |
| | Wabash | 0 | 0 | 0 | 0 | 0 | 0 | 0 | 0 | 0 | 0 |
| 513 | Illinois Valley | 0 | 3 | 6 | 0 | 0 | 0 | 0 | 2 | 0 | 0 |
| 525 | Joliet | 0 | 0 | 0 | 0 | 0 | 0 | 10 | 0 | 0 | 0 |
| 520 | Kankakee | 0 | 0 | 0 | 0 | 0 | 0 | 0 | 0 | 0 | 0 |
| 501 | Kaskaskia | 0 | 0 | 0 | 0 | 0 | 0 | 0 | 0 | 0 | 0 |
| 523 | Kishwaukee | 0 | 0 | 3 | 0 | 0 | 0 | 0 | 0 | 0 | 0 |
| 532 | Lake County | 0 | 0 | 5 | 0 | 1 | 0 | 0 | 0 | 0 | 0 |
| 517 | Lake Land | 0 | 0 | 0 | 0 | 0 | 0 | 0 | 0 | 0 | 0 |
| 536 | Lewis & Clark | 0 | 0 | 0 | 0 | 0 | 0 | 0 | 0 | 0 | 0 |
| 526 | Lincoln Land | 0 | 0 | 0 | 0 | 0 | 0 | 0 | 0 | 0 | 0 |
| 530 | Logan | 0 | 0 | 5 | 0 | 0 | 0 | 0 | 0 | 0 | 0 |
| 528 | McHenry | 0 | 0 | 0 | 0 | 0 | 0 | 2 | 0 | 0 | 0 |
| 524 | Moraine Valley | 4 | 0 | 0 | 4 | 0 | 0 | 2 | 0 | 0 | 0 |
| 527 | Morton | 0 | 0 | 0 | 0 | 0 | 0 | 0 | 0 | 0 | 0 |
| 535 | Oakton | 0 | 0 | 1 | 0 | 0 | 0 | 0 | 0 | 0 | 0 |
| 505 | Parkland | 0 | 0 | 0 | 0 | 0 | 0 | 7 | 0 | 0 | 0 |
| 515 | Prairie State | 0 | 0 | 0 | 0 | 0 | 0 | 1 | 0 | 0 | 0 |
| 521 | Rend Lake | 0 | 0 | 0 | 0 | 0 | 0 | 0 | 0 | 0 | 0 |
| 537 | Richland | 0 | 0 | 0 | 0 | 0 | 0 | 5 | 0 | 0 | 0 |
| 511 | Rock Valley | 0 | 0 | 0 | 0 | 0 | 0 | 3 | 0 | 0 | 0 |
| 518 | Sandburg | 0 | 0 | 0 | 0 | 0 | 0 | 0 | 0 | 0 | 0 |
| 506 | Sauk Valley | 0 | 0 | 0 | 0 | 0 | 0 | 0 | 0 | 0 | 0 |
| 531 | Shawnee | 0 | 0 | 0 | 0 | 0 | 0 | 0 | 0 | 0 | 0 |
| 510 | South Suburban | 0 | 0 | 0 | 0 | 0 | 0 | 0 | 0 | 0 | 0 |
| 533 | Southeastern | 0 | 0 | 0 | 0 | 1 | 0 | 0 | 0 | 0 | 0 |
| 534 | Spoon River | 0 | 0 | 0 | 0 | 0 | 0 | 0 | 0 | 0 | 0 |
| 601 | State | 0 | 0 | 0 | 0 | 0 | 0 | 0 | 0 | 0 | 0 |
| 504 | Triton | 0 | 2 | 9 | 0 | 0 | 0 | 0 | 0 | 2 | 1 |
| 516 | Waubonsee | 0 | 6 | 0 | 0 | 0 | 2 | 0 | 0 | 0 | 0 |
| 539 | Wood | 0 | 0 | 0 | 0 | 0 | 0 | 0 | 0 | 0 | 0 |
| | TOTALS | 11 | 19 | 32 | 4 | 3 | 2 | 55 | 14 | 5 | 1 |

SOURCE OF DATA: A1 Submission

Illinois Community College Board
Table III-10
ANNUAL DUPLICATED COMPLETERS BY ACADEMIC PROGRAM BY COLLEGE
FOR FISCAL YEAR 1994

| Dist. No. | District/College | Quality Control Technology 12 150702 | Mechanical Design Technology 12 150805 | Computer-Aided Design 12 150810 | Microprecision Technology 12 150811 | Mining Technology/Technician 12 150901 | Petroleum Technology 12 150903 | Surveying 12 151102 | Child Care/Development 12 200202 | Fashion Design/Coordination 12 200306 | Food Production/Management 12 200401 |
|--------------|------------------|---|---|------------------------------------|--|---|-----------------------------------|------------------------|-------------------------------------|--|---|
| 522 | Belleville | 0 | 0 | 0 | 0 | 0 | 0 | 0 | 21 | 0 | 5 |
| 503 | Black Hawk | 0 | 6 | 19 | 0 | 0 | 0 | 0 | 23 | 0 | 0 |
| 508 | Chicago | (0) | (0) | (1) | (0) | (0) | (0) | (0) | (187) | (0) | (958) |
| | Daley | 0 | 0 | 0 | 0 | 0 | 0 | 0 | 16 | 0 | 0 |
| | Kennedy-King | 0 | 0 | 0 | 0 | 0 | 0 | 0 | 35 | 0 | 43 |
| | Malcolm X | 0 | 0 | 0 | 0 | 0 | 0 | 0 | 22 | 0 | 7 |
| | Olive-Harvey | 0 | 0 | 0 | 0 | 0 | 0 | 0 | 54 | 0 | 0 |
| | Truman | 0 | 0 | 0 | 0 | 0 | 0 | 0 | 37 | 0 | 0 |
| | Washington | 0 | 0 | 1 | 0 | 0 | 0 | 0 | 22 | 0 | 908 |
| | Wilbur Wright | 0 | 0 | 0 | 0 | 0 | 0 | 0 | 0 | 0 | 0 |
| 507 | Danville | 0 | 0 | 2 | 0 | 0 | 0 | 0 | 4 | 0 | 0 |
| 502 | DuPage | 0 | 0 | 6 | 0 | 0 | 0 | 0 | 27 | 7 | 0 |
| 509 | Elgin | 0 | 0 | 17 | 0 | 0 | 0 | 0 | 1 | 0 | 0 |
| 512 | Harper | 0 | 3 | 7 | 0 | 0 | 0 | 0 | 24 | 11 | 0 |
| 540 | Heartland | 0 | 0 | 0 | 0 | 0 | 0 | 0 | 0 | 0 | 0 |
| 519 | Highland | 0 | 0 | 4 | 0 | 0 | 0 | 0 | 10 | 0 | 0 |
| 514 | Illinois Central | 0 | 5 | 3 | 0 | 0 | 0 | 0 | 25 | 0 | 0 |
| 529 | Illinois Eastern | (2) | (1) | (0) | (0) | (3) | (1) | (0) | (9) | (0) | (0) |
| | Frontier | 2 | 0 | 0 | 0 | 0 | 0 | 0 | 0 | 0 | 0 |
| | Lincoln Trail | 0 | 1 | 0 | 0 | 0 | 1 | 0 | 0 | 0 | 0 |
| | Olney Central | 0 | 0 | 0 | 0 | 0 | 0 | 0 | 0 | 0 | 0 |
| | Wabash | 0 | 0 | 0 | 0 | 3 | 0 | 0 | 9 | 0 | 0 |
| 513 | Illinois Valley | 0 | 9 | 4 | 0 | 0 | 0 | 0 | 18 | 0 | 0 |
| 525 | Joliet | 0 | 9 | 0 | 0 | 0 | 0 | 0 | 0 | 0 | 0 |
| 520 | Kankakee | 0 | 0 | 5 | 0 | 0 | 0 | 0 | 7 | 0 | 0 |
| 501 | Kaskaskia | 0 | 0 | 11 | 0 | 0 | 0 | 0 | 7 | 0 | 0 |
| 523 | Kishwaukee | 5 | 0 | 15 | 0 | 0 | 0 | 0 | 5 | 0 | 0 |
| 532 | Lake County | 0 | 5 | 11 | 0 | 0 | 0 | 0 | 5 | 0 | 0 |
| 517 | Lake Land | 0 | 2 | 11 | 0 | 0 | 0 | 0 | 31 | 0 | 0 |
| 536 | Lewis & Clark | 0 | 0 | 9 | 0 | 0 | 0 | 0 | 17 | 0 | 0 |
| 526 | Lincoln Land | 0 | 0 | 0 | 0 | 0 | 0 | 1 | 8 | 0 | 0 |
| 530 | Logan | 0 | 0 | 3 | 0 | 0 | 0 | 0 | 15 | 0 | 0 |
| 528 | McHenry | 0 | 3 | 9 | 0 | 0 | 0 | 0 | 14 | 0 | 0 |
| 524 | Moraine Valley | 52 | 8 | 4 | 0 | 0 | 0 | 0 | 18 | 0 | 0 |
| 527 | Morton | 0 | 0 | 2 | 0 | 0 | 0 | 0 | 0 | 0 | 0 |
| 535 | Oakton | 0 | 1 | 22 | 0 | 0 | 0 | 0 | 21 | 0 | 0 |
| 505 | Parkland | 0 | 0 | 8 | 2 | 0 | 0 | 0 | 17 | 0 | 0 |
| 515 | Prairie State | 0 | 1 | 5 | 0 | 0 | 0 | 0 | 25 | 0 | 0 |
| 521 | Rend Lake | 0 | 0 | 3 | 0 | 2 | 0 | 0 | 6 | 0 | 0 |
| 537 | Richland | 1 | 0 | 0 | 0 | 0 | 0 | 0 | 20 | 0 | 0 |
| 511 | Rock Valley | 9 | 0 | 11 | 0 | 0 | 0 | 0 | 8 | 0 | 0 |
| 518 | Sandburg | 0 | 11 | 5 | 0 | 0 | 0 | 0 | 6 | 0 | 0 |
| 506 | Sauk Valley | 2 | 4 | 1 | 0 | 0 | 0 | 0 | 14 | 0 | 0 |
| 531 | Shawnee | 0 | 0 | 0 | 0 | 0 | 0 | 0 | 11 | 0 | 0 |
| 510 | South Suburban | 0 | 0 | 36 | 0 | 0 | 0 | 0 | 9 | 0 | 0 |
| 533 | Southeastern | 0 | 0 | 0 | 0 | 0 | 0 | 14 | 10 | 0 | 0 |
| 534 | Spoon River | 0 | 0 | 0 | 0 | 0 | 0 | 0 | 0 | 0 | 0 |
| 601 | State | 0 | 0 | 0 | 0 | 0 | 0 | 0 | 10 | 0 | 0 |
| 504 | Triton | 0 | 4 | 10 | 0 | 0 | 0 | 0 | 28 | 0 | 0 |
| 516 | Waubonsee | 0 | 0 | 5 | 0 | 0 | 0 | 0 | 8 | 0 | 0 |
| 539 | Wood | 0 | 0 | 1 | 0 | 0 | 0 | 0 | 7 | 0 | 0 |
| | TOTALS | 71 | 72 | 250 | 2 | 5 | 1 | 15 | 676 | 18 | 963 |

SOURCE OF DATA: A1 Submission

Illinois Community College Board
Table III-10
ANNUAL DUPLICATED COMPLETERS BY ACADEMIC PROGRAM BY COLLEGE
FOR FISCAL YEAR 1994

| Dist. No. | District/College | Dietetic Aide/Assisting 12 200404 | Home Furnishings/Expmnt. Installers & Consultants, General 12 200501 | Elder Care Provider/Companion 12 200602 | Custodial Services 12 200604 | Legal Assisting 12 220103 | Technical/Business Writing 12 231101 | Library Assisting 12 250301 | Parks, Recreation, & Leisure Facilities Mgmt. 12 310301 | Exercise Sciences/Physiology & Movement Studies 12 310505 | Nuclear/Nuclear Power Tech/ Technician 12 410205 |
|--------------|------------------|--------------------------------------|---|--|---------------------------------|------------------------------|---|--------------------------------|--|--|---|
| 522 | Belleville | 0 | 0 | 0 | 0 | 0 | 0 | 0 | 0 | 0 | 0 |
| 503 | Black Hawk | 0 | 1 | 0 | 0 | 3 | 0 | 6 | 0 | 0 | 0 |
| 508 | Chicago | (21) | (0) | (0) | (0) | (0) | (0) | (8) | (1) | (0) | (0) |
| | Daley | 0 | 0 | 0 | 0 | 0 | 0 | 0 | 0 | 0 | 0 |
| | Kennedy-King | 0 | 0 | 0 | 0 | 0 | 0 | 0 | 0 | 0 | 0 |
| | Malcolm X | 21 | 0 | 0 | 0 | 0 | 0 | 0 | 0 | 0 | 0 |
| | Olive-Harvey | 0 | 0 | 0 | 0 | 0 | 0 | 0 | 0 | 0 | 0 |
| | Truman | 0 | 0 | 0 | 0 | 0 | 0 | 0 | 1 | 0 | 0 |
| | Washington | 0 | 0 | 0 | 0 | 0 | 0 | 0 | 0 | 0 | 0 |
| | Wilbur Wright | 0 | 0 | 0 | 0 | 0 | 0 | 8 | 0 | 0 | 0 |
| 507 | Danville | 0 | 0 | 0 | 0 | 0 | 0 | 0 | 0 | 0 | 0 |
| 502 | DuPage | 0 | 15 | 0 | 0 | 0 | 0 | 35 | 2 | 0 | 0 |
| 509 | Elgin | 0 | 0 | 1 | 0 | 14 | 0 | 0 | 0 | 0 | 0 |
| 512 | Harper | 12 | 11 | 0 | 0 | 81 | 0 | 0 | 0 | 3 | 0 |
| 540 | Heartland | 0 | 0 | 0 | 0 | 0 | 0 | 0 | 0 | 0 | 0 |
| 519 | Highland | 0 | 0 | 0 | 0 | 0 | 0 | 0 | 0 | 0 | 0 |
| 514 | Illinois Central | 0 | 4 | 0 | 0 | 21 | 0 | 3 | 0 | 0 | 0 |
| 529 | Illinois Eastern | (0) | (0) | (0) | (0) | (0) | (0) | (1) | (0) | (0) | (0) |
| | Frontier | 0 | 0 | 0 | 0 | 0 | 0 | 0 | 0 | 0 | 0 |
| | Lincoln Trail | 0 | 0 | 0 | 0 | 0 | 0 | 0 | 0 | 0 | 0 |
| | Olney Central | 0 | 0 | 0 | 0 | 0 | 0 | 0 | 0 | 0 | 0 |
| | Wabash | 0 | 0 | 0 | 0 | 0 | 0 | 1 | 0 | 0 | 0 |
| 513 | Illinois Valley | 0 | 0 | 0 | 17 | 0 | 0 | 0 | 0 | 0 | 0 |
| 525 | Joliet | 0 | 4 | 0 | 0 | 0 | 0 | 1 | 0 | 0 | 4 |
| 520 | Kankakee | 0 | 0 | 0 | 0 | 0 | 0 | 0 | 0 | 0 | 0 |
| 501 | Kaskaskia | 0 | 0 | 0 | 0 | 0 | 0 | 0 | 0 | 0 | 0 |
| 523 | Kishwaukee | 0 | 0 | 0 | 0 | 0 | 0 | 0 | 0 | 0 | 0 |
| 532 | Lake County | 0 | 0 | 0 | 0 | 0 | 4 | 6 | 0 | 0 | 0 |
| 517 | Lake Land | 0 | 0 | 0 | 0 | 0 | 0 | 0 | 0 | 0 | 0 |
| 536 | Lewis & Clark | 0 | 0 | 0 | 0 | 0 | 0 | 2 | 0 | 0 | 0 |
| 526 | Lincoln Land | 0 | 0 | 0 | 0 | 0 | 0 | 0 | 0 | 0 | 0 |
| 530 | Logan | 0 | 0 | 0 | 0 | 0 | 0 | 0 | 0 | 0 | 0 |
| 528 | McHenry | 0 | 0 | 0 | 0 | 0 | 0 | 0 | 0 | 0 | 0 |
| 524 | Moraine Valley | 0 | 0 | 0 | 0 | 0 | 0 | 0 | 0 | 0 | 0 |
| 527 | Morton | 0 | 0 | 0 | 0 | 0 | 0 | 0 | 0 | 0 | 0 |
| 535 | Oakton | 0 | 0 | 0 | 0 | 0 | 0 | 0 | 0 | 0 | 0 |
| 505 | Parkland | 0 | 0 | 0 | 0 | 0 | 0 | 0 | 0 | 0 | 0 |
| 515 | Prairie State | 0 | 13 | 0 | 0 | 0 | 0 | 0 | 0 | 0 | 0 |
| 521 | Rend Lake | 0 | 0 | 0 | 0 | 0 | 0 | 0 | 0 | 0 | 0 |
| 537 | Richland | 0 | 0 | 0 | 0 | 0 | 0 | 0 | 0 | 0 | 0 |
| 511 | Rock Valley | 0 | 0 | 0 | 0 | 0 | 1 | 2 | 0 | 0 | 0 |
| 518 | Sandburg | 0 | 0 | 0 | 0 | 0 | 0 | 0 | 0 | 0 | 0 |
| 506 | Sauk Valley | 0 | 0 | 0 | 0 | 0 | 0 | 0 | 0 | 0 | 0 |
| 531 | Shawnee | 0 | 0 | 0 | 0 | 0 | 0 | 0 | 0 | 0 | 0 |
| 510 | South Suburban | 0 | 0 | 0 | 0 | 27 | 0 | 0 | 0 | 0 | 0 |
| 533 | Southeastern | 0 | 0 | 0 | 0 | 0 | 0 | 0 | 0 | 0 | 0 |
| 534 | Spoon River | 0 | 0 | 0 | 0 | 0 | 0 | 0 | 0 | 0 | 0 |
| 601 | State | 0 | 0 | 0 | 0 | 0 | 0 | 0 | 0 | 0 | 0 |
| 504 | Triton | 0 | 1 | 0 | 0 | 0 | 0 | 0 | 0 | 0 | 0 |
| 516 | Waubensee | 0 | 0 | 0 | 0 | 0 | 0 | 0 | 0 | 0 | 0 |
| 539 | Wood | 2 | 0 | 0 | 0 | 0 | 0 | 0 | 0 | 0 | 0 |
| | TOTALS | 35 | 49 | 1 | 17 | 146 | 5 | 64 | 3 | 3 | 4 |

SOURCE OF DATA: A1 Submission

78

Illinois Community College Board
Table III-10
ANNUAL DUPLICATED COMPLETERS BY ACADEMIC PROGRAM BY COLLEGE
FOR FISCAL YEAR 1994

| Dist. No. | District/College | Chemical Technology 12 410301 | Corrections 12 430102 | Law Enforcement/Police Science 12 430107 | Security Services (Private) 12 430109 | Fire Control/Safety Technology 12 430201 | Fire Officer 12 430202 | Firefighting 12 430203 | Social Work/Social Service 12 440701 | Carpentry 12 460201 | Electrician 12 460302 |
|--------------|------------------|----------------------------------|--------------------------|---|--|---|---------------------------|---------------------------|---|------------------------|--------------------------|
| 522 | Belleville | 1 | 0 | 101 | 1 | 5 | 0 | 1 | 0 | 4 | 22 |
| 503 | Black Hawk | 0 | 0 | 25 | 0 | 0 | 1 | 0 | 0 | 0 | 0 |
| 508 | Chicago | (4) | (0) | (70) | (1) | (9) | (0) | (0) | (23) | (0) | (0) |
| | Daley | 0 | 0 | 40 | 1 | 0 | 0 | 0 | 0 | 0 | 0 |
| | Kennedy-King | 0 | 0 | 0 | 0 | 0 | 0 | 0 | 23 | 0 | 0 |
| | Malcolm X | 0 | 0 | 0 | 0 | 0 | 0 | 0 | 0 | 0 | 0 |
| | Olive-Harvey | 0 | 0 | 1 | 0 | 0 | 0 | 0 | 0 | 0 | 0 |
| | Truman | 4 | 0 | 4 | 0 | 0 | 0 | 0 | 0 | 0 | 0 |
| | Washington | 0 | 0 | 7 | 0 | 9 | 0 | 0 | 0 | 0 | 0 |
| | Wilbur Wright | 0 | 0 | 18 | 0 | 0 | 0 | 0 | 0 | 0 | 0 |
| 507 | Danville | 0 | 0 | 20 | 0 | 0 | 0 | 0 | 1 | 0 | 0 |
| 502 | DuPage | 0 | 0 | 40 | 0 | 11 | 0 | 0 | 6 | 0 | 0 |
| 509 | Elgin | 0 | 0 | 0 | 0 | 12 | 0 | 0 | 17 | 0 | 0 |
| 512 | Harper | 0 | 0 | 23 | 0 | 4 | 0 | 0 | 0 | 0 | 0 |
| 540 | Heartland | 0 | 0 | 0 | 0 | 0 | 0 | 0 | 0 | 0 | 0 |
| 519 | Highland | 0 | 0 | 0 | 0 | 0 | 0 | 0 | 0 | 0 | 0 |
| 514 | Illinois Central | 0 | 0 | 51 | 0 | 11 | 0 | 0 | 0 | 0 | 0 |
| 529 | Illinois Eastern | (0) | (0) | (14) | (0) | (0) | (0) | (3) | (4) | (0) | (0) |
| | Frontier | 0 | 0 | 1 | 0 | 0 | 0 | 3 | 0 | 0 | 0 |
| | Lincoln Trail | 0 | 0 | 0 | 0 | 0 | 0 | 0 | 0 | 0 | 0 |
| | Olney Central | 0 | 0 | 13 | 0 | 0 | 0 | 0 | 0 | 0 | 0 |
| | Wabash | 0 | 0 | 0 | 0 | 0 | 0 | 0 | 4 | 0 | 0 |
| 513 | Illinois Valley | 0 | 0 | 31 | 0 | 4 | 0 | 0 | 0 | 0 | 15 |
| 525 | Joliet | 0 | 3 | 25 | 0 | 11 | 0 | 0 | 0 | 0 | 4 |
| 520 | Kankakee | 0 | 0 | 18 | 0 | 0 | 0 | 0 | 0 | 0 | 0 |
| 501 | Kaskaskia | 0 | 0 | 25 | 0 | 0 | 0 | 0 | 0 | 0 | 0 |
| 523 | Kishwaukee | 0 | 0 | 3 | 0 | 0 | 0 | 0 | 0 | 0 | 1 |
| 532 | Lake County | 4 | 4 | 26 | 1 | 8 | 0 | 0 | 2 | 0 | 0 |
| 517 | Lake Land | 0 | 0 | 13 | 0 | 0 | 0 | 0 | 16 | 0 | 0 |
| 536 | Lewis & Clark | 0 | 0 | 30 | 1 | 1 | 0 | 0 | 0 | 0 | 0 |
| 526 | Lincoln Land | 0 | 2 | 47 | 0 | 3 | 0 | 1 | 0 | 0 | 0 |
| 530 | Logan | 0 | 0 | 51 | 0 | 0 | 0 | 0 | 0 | 0 | 0 |
| 528 | McHenry | 0 | 0 | 4 | 0 | 0 | 0 | 0 | 0 | 0 | 0 |
| 524 | Moraine Valley | 0 | 0 | 27 | 0 | 5 | 1 | 0 | 0 | 0 | 6 |
| 527 | Morton | 0 | 0 | 13 | 0 | 0 | 0 | 0 | 0 | 0 | 0 |
| 535 | Oakton | 0 | 0 | 15 | 0 | 4 | 0 | 0 | 7 | 0 | 0 |
| 505 | Parkland | 0 | 0 | 20 | 0 | 2 | 0 | 0 | 0 | 0 | 0 |
| 515 | Prairie State | 0 | 0 | 9 | 0 | 2 | 0 | 0 | 0 | 0 | 10 |
| 521 | Rend Lake | 0 | 0 | 16 | 0 | 0 | 0 | 0 | 0 | 0 | 0 |
| 537 | Richland | 0 | 0 | 16 | 0 | 4 | 0 | 0 | 0 | 0 | 0 |
| 511 | Rock Valley | 0 | 0 | 13 | 0 | 0 | 1 | 0 | 14 | 0 | 13 |
| 518 | Sandburg | 0 | 0 | 8 | 0 | 0 | 0 | 0 | 0 | 0 | 0 |
| 506 | Sauk Valley | 0 | 1 | 5 | 0 | 0 | 0 | 0 | 5 | 0 | 0 |
| 531 | Shawnee | 0 | 0 | 2 | 2 | 0 | 0 | 0 | 8 | 0 | 0 |
| 510 | South Suburban | 0 | 0 | 21 | 0 | 5 | 0 | 0 | 5 | 0 | 0 |
| 533 | Southeastern | 0 | 2 | 18 | 0 | 0 | 0 | 40 | 0 | 0 | 0 |
| 534 | Spring River | 0 | 0 | 1 | 0 | 0 | 0 | 0 | 0 | 0 | 0 |
| 601 | State | 0 | 0 | 5 | 0 | 0 | 0 | 0 | 0 | 1 | 0 |
| 504 | Union | 0 | 2 | 13 | 0 | 3 | 0 | 0 | 0 | 0 | 1 |
| 516 | Waubensee | 0 | 0 | 9 | 0 | 1 | 0 | 0 | 4 | 0 | 0 |
| 539 | Wood | 0 | 0 | 0 | 0 | 2 | 0 | 0 | 0 | 0 | 0 |
| | TOTALS | 9 | 14 | 828 | 6 | 107 | 3 | 45 | 112 | 5 | 72 |

SOURCE OF DATA: A1 Submission

Illinois Community College Board
Table III-10
ANNUAL DUPLICATED COMPLETERS BY ACADEMIC PROGRAM BY COLLEGE
FOR FISCAL YEAR 1994

| Dist. No. | District/College | Linerworker 12 460303 | Building/Property Maintenance 12 460401 | Concrete Placing & Finishing 12 460402 | Construction Inspection 12 460403 | Painter & Wallcoverer 12 460408 | Plumber & Pipefitter 12 460501 | Construction Trades 12 461000 | Electrical/Electronics Equipmt. Installer/Repairer, General 12 470101 | Communications Electronics 12 470103 | Computer Electronics Maintenance/ Repair 12 470104 |
|--------------|------------------|--------------------------|--|---|--------------------------------------|------------------------------------|-----------------------------------|----------------------------------|---|---|---|
| 522 | Belleville | 0 | 0 | 1 | 0 | 0 | 4 | 8 | 0 | 6 | 15 |
| 503 | Black Hawk | 0 | 0 | 0 | 0 | 0 | 0 | 13 | 0 | 0 | 0 |
| 508 | Chicago | (0) | (1) | (0) | (0) | (0) | (0) | (0) | (14) | (14) | (12) |
| | Daley | 0 | 0 | 0 | 0 | 0 | 0 | 0 | 0 | 0 | 3 |
| | Kennedy-King | 0 | 0 | 0 | 0 | 0 | 0 | 0 | 0 | 0 | 0 |
| | Malcolm X | 0 | 0 | 0 | 0 | 0 | 0 | 0 | 0 | 0 | 0 |
| | Olive-Harvey | 0 | 0 | 0 | 0 | 0 | 0 | 0 | 0 | 0 | 6 |
| | Truman | 0 | 0 | 0 | 0 | 0 | 0 | 0 | 0 | 0 | 0 |
| | Washington | 0 | 1 | 0 | 0 | 0 | 0 | 0 | 14 | 0 | 0 |
| | Wilbur Wright | 0 | 0 | 0 | 0 | 0 | 0 | 0 | 0 | 14 | 3 |
| 507 | Danville | 0 | 0 | 0 | 0 | 0 | 0 | 1 | 0 | 0 | 0 |
| 502 | DuPage | 0 | 7 | 0 | 0 | 0 | 0 | 0 | 0 | 0 | 0 |
| 509 | Elgin | 0 | 0 | 0 | 0 | 0 | 0 | 0 | 0 | 0 | 14 |
| 512 | Harper | 0 | 0 | 0 | 10 | 0 | 0 | 0 | 0 | 0 | 1 |
| 540 | Heartland | 0 | 0 | 0 | 0 | 0 | 0 | 0 | 0 | 0 | 0 |
| 519 | Highland | 0 | 0 | 0 | 0 | 0 | 0 | 0 | 0 | 0 | 0 |
| 514 | Illinois Central | 0 | 0 | 0 | 0 | 0 | 0 | 9 | 0 | 3 | 3 |
| 529 | Illinois Eastern | (8) | (0) | (0) | (0) | (0) | (0) | (0) | (0) | (16) | (0) |
| | Frontier | 0 | 0 | 0 | 0 | 0 | 0 | 0 | 0 | 0 | 0 |
| | Lincoln Trail | 8 | 0 | 0 | 0 | 0 | 0 | 0 | 0 | 15 | 0 |
| | Olney Central | 0 | 0 | 0 | 0 | 0 | 0 | 0 | 0 | 0 | 0 |
| | Wabash | 0 | 0 | 0 | 0 | 0 | 0 | 0 | 0 | 1 | 0 |
| 513 | Illinois Valley | 0 | 0 | 0 | 0 | 0 | 0 | 0 | 0 | 0 | 0 |
| 525 | Joliet | 0 | 0 | 0 | 0 | 0 | 0 | 0 | 0 | 0 | 0 |
| 520 | Kankakee | 0 | 0 | 0 | 0 | 0 | 0 | 0 | 0 | 0 | 0 |
| 501 | Kaskaskia | 0 | 0 | 0 | 0 | 0 | 0 | 10 | 0 | 0 | 0 |
| 523 | Kishwaukee | 0 | 0 | 0 | 0 | 0 | 0 | 0 | 0 | 0 | 0 |
| 532 | Lake County | 0 | 0 | 0 | 0 | 0 | 0 | 7 | 0 | 0 | 0 |
| 517 | Lake Land | 0 | 17 | 0 | 0 | 0 | 0 | 27 | 0 | 1 | 0 |
| 536 | Lewis & Clark | 0 | 0 | 0 | 0 | 0 | 0 | 0 | 0 | 0 | 7 |
| 526 | Lincoln Land | 0 | 31 | 0 | 0 | 0 | 0 | 20 | 0 | 0 | 0 |
| 530 | Logan | 0 | 0 | 0 | 0 | 0 | 0 | 0 | 0 | 0 | 0 |
| 528 | McHenry | 0 | 0 | 0 | 0 | 0 | 0 | 0 | 0 | 0 | 0 |
| 524 | Moraine Valley | 0 | 0 | 0 | 0 | 0 | 0 | 0 | 0 | 0 | 2 |
| 527 | Morton | 0 | 0 | 0 | 0 | 0 | 0 | 0 | 0 | 0 | 0 |
| 535 | Oakton | 0 | 2 | 0 | 0 | 0 | 0 | 0 | 0 | 0 | 0 |
| 505 | Parkland | 0 | 1 | 0 | 0 | 0 | 0 | 9 | 0 | 0 | 0 |
| 515 | Prairie State | 0 | 0 | 0 | 0 | 0 | 0 | 0 | 0 | 0 | 0 |
| 521 | Rend Lake | 0 | 0 | 0 | 0 | 0 | 0 | 21 | 0 | 0 | 3 |
| 537 | Richland | 0 | 0 | 0 | 0 | 0 | 0 | 0 | 0 | 0 | 0 |
| 511 | Rock Valley | 0 | 0 | 0 | 0 | 1 | 0 | 7 | 0 | 0 | 0 |
| 518 | Sandburg | 0 | 0 | 0 | 0 | 0 | 0 | 0 | 0 | 0 | 0 |
| 506 | Sauk Valley | 0 | 0 | 0 | 0 | 0 | 0 | 0 | 0 | 3 | 2 |
| 531 | Shawnee | 0 | 0 | 0 | 0 | 0 | 0 | 0 | 0 | 0 | 0 |
| 510 | South Suburban | 0 | 0 | 0 | 0 | 0 | 0 | 36 | 0 | 0 | 0 |
| 533 | Southeastern | 0 | 15 | 0 | 0 | 0 | 0 | 2 | 0 | 0 | 0 |
| 534 | Spoon River | 0 | 0 | 0 | 0 | 0 | 0 | 12 | 0 | 0 | 0 |
| 601 | State | 0 | 0 | 0 | 0 | 0 | 0 | 0 | 0 | 0 | 0 |
| 504 | Triton | 0 | 0 | 0 | 0 | 0 | 0 | 6 | 0 | 0 | 14 |
| 516 | Waubensee | 0 | 0 | 0 | 0 | 0 | 0 | 0 | 0 | 0 | 0 |
| 539 | Wood | 0 | 0 | 0 | 0 | 0 | 0 | 0 | 0 | 0 | 0 |
| | TOTALS | 8 | 74 | 1 | 10 | 1 | 4 | 188 | 14 | 43 | 70 |

SOURCE OF DATA: A1 Submission

Illinois Community College Board
Table III-10
ANNUAL DUPLICATED COMPLETERS BY ACADEMIC PROGRAM BY COLLEGE
FOR FISCAL YEAR 1994

| Dist. No. | District/College | Industrial Electronics 12 470105 | Major Appliance Repair 12 470106 | Heating, Air Conditioning, & Refrigeration Mechanics 12 470201 | Heavy Equipment Maintenance/ Repairer 12 470302 | Industrial Equipment Maintenance/ Repairer 12 470303 | Industrial Equipment Maintenance Apprentice 12 470399 | Watch/Clock Repair 12 470408 | Stationary Energy Sources Installer/Operator 12 470501 | Automotive Body Repair 12 470603 | Automotive Mechanics 12 470604 |
|--------------|------------------|-------------------------------------|-------------------------------------|---|--|---|--|---------------------------------|---|-------------------------------------|-----------------------------------|
| 522 | Belleville | 9 | 5 | 41 | 0 | 0 | 0 | 0 | 0 | 0 | 0 |
| 503 | Black Hawk | 0 | 0 | 3 | 0 | 0 | 0 | 0 | 0 | 7 | 35 |
| 508 | Chicago | (0) | (0) | (14) | (0) | (0) | (0) | (0) | (0) | (8) | (72) |
| | Daley | 0 | 0 | 0 | 0 | 0 | 0 | 0 | 0 | 0 | 0 |
| | Kennedy-King | 0 | 0 | 12 | 0 | 0 | 0 | 0 | 0 | 1 | 5 |
| | Malcolm X | 0 | 0 | 0 | 0 | 0 | 0 | 0 | 0 | 0 | 0 |
| | Olive-Harvey | 0 | 0 | 0 | 0 | 0 | 0 | 0 | 0 | 0 | 0 |
| | Truman | 0 | 0 | 0 | 0 | 0 | 0 | 0 | 0 | 7 | 67 |
| | Washington | 0 | 0 | 2 | 0 | 0 | 0 | 0 | 0 | 0 | 0 |
| | Wilbur Wright | 0 | 0 | 0 | 0 | 0 | 0 | 0 | 0 | 0 | 0 |
| 507 | Danville | 8 | 0 | 4 | 0 | 1 | 0 | 0 | 0 | 0 | 2 |
| 502 | DuPage | 11 | 0 | 33 | 0 | 0 | 0 | 0 | 0 | 0 | 11 |
| 509 | Elgin | 0 | 0 | 14 | 0 | 0 | 0 | 0 | 0 | 0 | 40 |
| 512 | Harpe | 12 | 0 | 51 | 0 | 0 | 0 | 0 | 0 | 0 | 0 |
| 540 | Heartland | 0 | 0 | 0 | 0 | 0 | 0 | 0 | 0 | 0 | 0 |
| 519 | Highland | 0 | 0 | 0 | 0 | 0 | 0 | 0 | 0 | 1 | 10 |
| 514 | Illinois Central | 2 | 0 | 14 | 0 | 0 | 0 | 0 | 0 | 0 | 9 |
| 529 | Illinois Eastern | (0) | (0) | (6) | (0) | (0) | (1) | (0) | (0) | (5) | (7) |
| | Frontier | 0 | 0 | 0 | 0 | 0 | 0 | 0 | 0 | 0 | 0 |
| | Lincoln Trail | 0 | 0 | 6 | 0 | 0 | 0 | 0 | 0 | 0 | 0 |
| | Olney Central | 0 | 0 | 0 | 0 | 0 | 0 | 0 | 0 | 5 | 7 |
| | Wabash | 0 | 0 | 0 | 0 | 0 | 1 | 0 | 0 | 0 | 0 |
| 513 | Illinois Valley | 0 | 0 | 0 | 0 | 0 | 0 | 0 | 0 | 0 | 49 |
| 525 | Joliet | 25 | 0 | 1 | 5 | 0 | 0 | 0 | 0 | 0 | 23 |
| 520 | Kankakee | 10 | 0 | 0 | 0 | 8 | 0 | 0 | 0 | 0 | 2 |
| 501 | Kaskaskia | 0 | 0 | 0 | 0 | 13 | 0 | 0 | 0 | 19 | 36 |
| 523 | Kishwaukee | 0 | 0 | 0 | 0 | 0 | 0 | 0 | 0 | 5 | 4 |
| 532 | Lake County | 1 | 0 | 22 | 0 | 6 | 0 | 0 | 0 | 0 | 14 |
| 517 | Lake Land | 0 | 0 | 8 | 0 | 0 | 0 | 0 | 0 | 4 | 38 |
| 536 | Lewis & Clark | 13 | 0 | 0 | 0 | 0 | 0 | 0 | 0 | 5 | 7 |
| 526 | Lincoln Land | 16 | 0 | 36 | 0 | 0 | 0 | 0 | 0 | 23 | 14 |
| 530 | Logan | 0 | 0 | 12 | 0 | 4 | 0 | 0 | 0 | 3 | 15 |
| 528 | McHenry | 0 | 0 | 0 | 0 | 0 | 0 | 0 | 0 | 0 | 0 |
| 524 | Moraine Valley | 0 | 0 | 15 | 0 | 3 | 0 | 0 | 0 | 0 | 7 |
| 527 | Morton | 0 | 0 | 18 | 0 | 0 | 0 | 0 | 0 | 0 | 4 |
| 535 | Oakton | 0 | 0 | 6 | 0 | 0 | 0 | 0 | 0 | 0 | 9 |
| 505 | Parkland | 10 | 0 | 0 | 0 | 0 | 0 | 0 | 0 | 0 | 8 |
| 515 | Prairie State | 2 | 0 | 26 | 0 | 1 | 0 | 0 | 0 | 0 | 11 |
| 521 | Rend Lake | 0 | 0 | 6 | 0 | 17 | 0 | 0 | 0 | 7 | 17 |
| 537 | Richland | 26 | 0 | 0 | 0 | 3 | 0 | 0 | 0 | 0 | 4 |
| 511 | Rock Valley | 2 | 0 | 0 | 0 | 0 | 0 | 0 | 0 | 0 | 20 |
| 518 | Sandburg | 0 | 0 | 0 | 0 | 0 | 0 | 0 | 0 | 0 | 3 |
| 506 | Sauk Valley | 9 | 0 | 7 | 0 | 0 | 0 | 0 | 0 | 0 | 1 |
| 531 | Shawnee | 4 | 0 | 0 | 0 | 0 | 0 | 0 | 0 | 0 | 0 |
| 510 | South Suburban | 0 | 0 | 0 | 0 | 0 | 0 | 0 | 0 | 0 | 0 |
| 533 | Southeastern | 4 | 0 | 0 | 0 | 9 | 0 | 0 | 0 | 13 | 39 |
| 534 | Spoon River | 0 | 0 | 0 | 0 | 0 | 0 | 0 | 0 | 0 | 14 |
| 601 | State | 0 | 0 | 1 | 0 | 0 | 0 | 0 | 0 | 1 | 0 |
| 504 | Triton | 0 | 0 | 26 | 0 | 4 | 0 | 0 | 3 | 0 | 44 |
| 516 | Waubensee | 0 | 0 | 14 | 0 | 1 | 0 | 0 | 0 | 16 | 15 |
| 539 | Wood | 0 | 0 | 1 | 0 | 0 | 0 | 2 | 0 | 2 | 1 |
| | TOTALS | 164 | 5 | 379 | 5 | 70 | 1 | 3 | 3 | 119 | 585 |

SOURCE OF DATA: A1 Submission

Illinois Community College Board
Table III-10
ANNUAL DUPLICATED COMPLETERS BY ACADEMIC PROGRAM BY COLLEGE
FOR FISCAL YEAR 1994

| Dist. No. | District/College | Diesel Engine/Truck Mechanics 12 470605 | Small Engine Repair 12 470606 | Aviation Systems/Avionics Maintenance Technician 12 470609 | Architectural Drafting 12 480102 | Electrical/Electronics Drafting 12 480104 | Mechanical Drafting 12 480105 | Typesetting, Make-up, & Composition 12 480205 | Lithography, Photography, & Platemaking 12 480206 | Desktop Publishing Equipment Operator 12 480212 | Machinist/Machine Technology 12 480501 |
|--------------|------------------|--|----------------------------------|--|-------------------------------------|--|----------------------------------|--|--|--|---|
| 522 | Belleville | 0 | 0 | 41 | 0 | 0 | 9 | 0 | 0 | 4 | 2 |
| 503 | Black Hawk | 1 | 0 | 0 | 0 | 0 | 12 | 0 | 0 | 0 | 0 |
| 508 | Chicago | (1) | (0) | (139) | (7) | (0) | (13) | (4) | (8) | (0) | (0) |
| | Daley | 0 | 0 | 139 | 3 | 0 | 0 | 0 | 0 | 0 | 0 |
| | Kennedy-King | 1 | 0 | 0 | 0 | 0 | 0 | 4 | 4 | 0 | 0 |
| | Malcolm X | 0 | 0 | 0 | 0 | 0 | 0 | 0 | 0 | 0 | 0 |
| | Olive-Harvey | 0 | 0 | 0 | 2 | 0 | 0 | 0 | 0 | 0 | 0 |
| | Truman | 0 | 0 | 0 | 0 | 0 | 4 | 0 | 0 | 0 | 0 |
| | Washington | 0 | 0 | 0 | 2 | 0 | 9 | 0 | 4 | 0 | 0 |
| | Wilbur Wright | 0 | 0 | 0 | 0 | 0 | 0 | 0 | 0 | 0 | 0 |
| 507 | Danville | 0 | 0 | 0 | 0 | 0 | 1 | 0 | 0 | 0 | 0 |
| 502 | DuPage | 0 | 0 | 0 | 17 | 0 | 0 | 2 | 23 | 53 | 0 |
| 509 | Elgin | 0 | 0 | 0 | 0 | 0 | 0 | 0 | 0 | 1 | 0 |
| 512 | Harper | 0 | 0 | 0 | 4 | 0 | 0 | 0 | 0 | 0 | 0 |
| 540 | Heartland | 0 | 0 | 0 | 0 | 0 | 0 | 0 | 0 | 0 | 0 |
| 519 | Highland | 0 | 0 | 0 | 0 | 0 | 0 | 0 | 0 | 0 | 0 |
| 514 | Illinois Central | 3 | 0 | 0 | 1 | 0 | 0 | 0 | 4 | 0 | 0 |
| 529 | Illinois Eastern | (5) | (0) | (0) | (1) | (0) | (0) | (0) | (0) | (0) | (0) |
| | Frontier | 0 | 0 | 0 | 0 | 0 | 0 | 0 | 0 | 0 | 0 |
| | Lincoln Trail | 0 | 0 | 0 | 1 | 0 | 0 | 0 | 0 | 0 | 0 |
| | Olney Central | 0 | 0 | 0 | 0 | 0 | 0 | 0 | 0 | 0 | 0 |
| | Wabash | 5 | 0 | 0 | 0 | 0 | 0 | 0 | 0 | 0 | 0 |
| 513 | Illinois Valley | 4 | 32 | 0 | 0 | 0 | 0 | 0 | 0 | 3 | 0 |
| 525 | Joliet | 0 | 0 | 0 | 0 | 0 | 0 | 0 | 0 | 0 | 0 |
| 520 | Kankakee | 0 | 0 | 0 | 0 | 0 | 0 | 0 | 0 | 0 | 0 |
| 501 | Kankaskia | 0 | 1 | 0 | 13 | 0 | 7 | 0 | 0 | 0 | 0 |
| 523 | Kishwaukee | 2 | 0 | 0 | 0 | 0 | 0 | 0 | 0 | 0 | 0 |
| 532 | Lake County | 0 | 0 | 0 | 6 | 1 | 2 | 0 | 0 | 0 | 0 |
| 517 | Lake Land | 0 | 2 | 0 | 9 | 0 | 0 | 0 | 0 | 0 | 0 |
| 536 | Lewis & Clark | 1 | 0 | 0 | 0 | 0 | 0 | 0 | 0 | 8 | 0 |
| 526 | Lincoln Land | 0 | 9 | 0 | 5 | 0 | 0 | 0 | 0 | 0 | 0 |
| 530 | Logan | 0 | 0 | 0 | 0 | 0 | 1 | 0 | 0 | 0 | 0 |
| 528 | McHenry | 0 | 0 | 0 | 0 | 0 | 0 | 0 | 0 | 0 | 0 |
| 524 | Moraine Valley | 0 | 0 | 0 | 0 | 0 | 5 | 0 | 0 | 2 | 0 |
| 527 | Morton | 0 | 0 | 0 | 0 | 0 | 0 | 0 | 0 | 0 | 0 |
| 535 | Oakton | 0 | 0 | 0 | 5 | 0 | 0 | 0 | 0 | 11 | 0 |
| 505 | Parkland | 0 | 0 | 0 | 0 | 0 | 0 | 0 | 0 | 2 | 0 |
| 515 | Prairie State | 0 | 0 | 0 | 0 | 0 | 0 | 0 | 0 | 1 | 0 |
| 521 | Rend Lake | 0 | 0 | 0 | 11 | 0 | 0 | 0 | 0 | 0 | 0 |
| 537 | Richland | 0 | 0 | 0 | 0 | 0 | 9 | 0 | 0 | 0 | 0 |
| 511 | Rock Valley | 0 | 0 | 53 | 1 | 0 | 0 | 0 | 0 | 0 | 0 |
| 518 | Sandburg | 9 | 8 | 0 | 0 | 0 | 0 | 0 | 0 | 0 | 0 |
| 506 | Sauk Valley | 0 | 0 | 0 | 0 | 0 | 1 | 0 | 0 | 0 | 0 |
| 531 | Shawnee | 0 | 0 | 0 | 0 | 0 | 0 | 0 | 0 | 0 | 0 |
| 510 | South Suburban | 0 | 0 | 0 | 0 | 0 | 1 | 0 | 8 | 7 | 0 |
| 533 | Southeastern | 37 | 3 | 0 | 3 | 0 | 6 | 0 | 10 | 0 | 0 |
| 534 | Spoon River | 0 | 0 | 0 | 0 | 0 | 0 | 0 | 0 | 0 | 0 |
| 601 | State | 0 | 0 | 0 | 0 | 0 | 0 | 0 | 0 | 0 | 0 |
| 504 | Triton | 2 | 0 | 0 | 0 | 0 | 0 | 3 | 27 | 13 | 0 |
| 516 | Waubensee | 0 | 0 | 0 | 0 | 0 | 0 | 0 | 0 | 0 | 0 |
| 539 | Wood | 0 | 0 | 0 | 0 | 0 | 2 | 0 | 0 | 0 | 0 |
| | TOTALS | 65 | 55 | 233 | 83 | 1 | 69 | 9 | 80 | 105 | 2 |

SOURCE OF DATA: A1 Submission

Illinois Community College Board
Table III-10
ANNUAL DUPLICATED COMPLETERS BY ACADEMIC PROGRAM BY COLLEGE
FOR FISCAL YEAR 1994

| Dist. No. | District/College | Industrial Blacksmithing 12 480502 | Machine Tool Operation/Machine Shop 12 480503 | Sheet Metal 12 480506 | Tool & Die Making 12 480507 | Welding, Brazing, & Soldering 12 480508 | Numerical Control 12 480510 | Millwork & Cabinetry Making 12 480703 | Airplane Piloting 12 490102 | Aviation Management 12 490104 | Truck/Bus/Other Commercial Vehicle Operator 12 490205 |
|--------------|------------------|---------------------------------------|--|--------------------------|--------------------------------|--|--------------------------------|--|--------------------------------|----------------------------------|--|
| 522 | Belleville | 1 | 14 | 5 | 0 | 69 | 0 | 0 | 22 | 0 | 0 |
| 503 | Black Hawk | 0 | 21 | 0 | 1 | 1 | 0 | 0 | 0 | 0 | 0 |
| 508 | Chicago | (0) | (4) | (0) | (0) | (0) | (0) | (0) | (0) | (0) | (0) |
| | Daley | 0 | 4 | 0 | 0 | 0 | 0 | 0 | 0 | 0 | 0 |
| | Kennedy-King | 0 | 0 | 0 | 0 | 0 | 0 | 0 | 0 | 0 | 0 |
| | Malcolm X | 0 | 0 | 0 | 0 | 0 | 0 | 0 | 0 | 0 | 0 |
| | Olive-Harvey | 0 | 0 | 0 | 0 | 0 | 0 | 0 | 0 | 0 | 0 |
| | Truman | 0 | 0 | 0 | 0 | 0 | 0 | 0 | 0 | 0 | 0 |
| | Washington | 0 | 0 | 0 | 0 | 0 | 0 | 0 | 0 | 0 | 0 |
| | Wilbur Wright | 0 | 0 | 0 | 0 | 0 | 0 | 0 | 0 | 0 | 0 |
| 507 | Danville | 0 | 1 | 0 | 0 | 7 | 0 | 0 | 0 | 0 | 0 |
| 502 | DuPage | 0 | 0 | 0 | 8 | 1 | 0 | 0 | 0 | 0 | 0 |
| 509 | Elgin | 0 | 0 | 0 | 8 | 3 | 0 | 0 | 0 | 0 | 31 |
| 512 | Harper | 0 | 1 | 0 | 0 | 1 | 0 | 0 | 0 | 0 | 0 |
| 540 | Heartland | 0 | 0 | 0 | 0 | 0 | 0 | 0 | 0 | 0 | 0 |
| 519 | Highland | 0 | 0 | 0 | 0 | 1 | 0 | 0 | 0 | 0 | 0 |
| 514 | Illinois Central | 0 | 0 | 0 | 0 | 12 | 1 | 0 | 0 | 0 | 0 |
| 529 | Illinois Eastern | (0) | (2) | (2) | (0) | (0) | (0) | (4) | (0) | (0) | (0) |
| | Frontier | 0 | 0 | 0 | 0 | 0 | 0 | 0 | 0 | 0 | 0 |
| | Lincoln Trail | 0 | 0 | 2 | 0 | 0 | 0 | 0 | 0 | 0 | 0 |
| | Olney Central | 0 | 0 | 0 | 0 | 0 | 0 | 4 | 0 | 0 | 0 |
| | Wabash | 0 | 2 | 0 | 0 | 0 | 0 | 0 | 0 | 0 | 0 |
| 513 | Illinois Valley | 0 | 0 | 0 | 0 | 0 | 0 | 0 | 0 | 0 | 0 |
| 525 | Joliet | 0 | 0 | 0 | 0 | 0 | 0 | 0 | 0 | 0 | 0 |
| 520 | Kankakee | 0 | 0 | 0 | 1 | 3 | 0 | 0 | 1 | 0 | 0 |
| 501 | Kaskaskia | 0 | 0 | 0 | 0 | 10 | 0 | 0 | 0 | 0 | 0 |
| 523 | Kishwaukee | 0 | 5 | 0 | 3 | 0 | 0 | 0 | 0 | 0 | 0 |
| 532 | Lake County | 0 | 4 | 0 | 3 | 5 | 0 | 0 | 0 | 0 | 0 |
| 517 | Lake Land | 0 | 0 | 0 | 0 | 12 | 0 | 0 | 0 | 0 | 0 |
| 536 | Lewis & Clark | 0 | 7 | 0 | 0 | 1 | 0 | 0 | 0 | 0 | 0 |
| 526 | Lincoln Land | 0 | 0 | 0 | 0 | 31 | 0 | 0 | 0 | 3 | 0 |
| 530 | Logan | 0 | 5 | 0 | 0 | 1 | 0 | 0 | 0 | 0 | 0 |
| 528 | McHenry | 0 | 1 | 0 | 0 | 0 | 0 | 0 | 0 | 0 | 0 |
| 524 | Moraine Valley | 0 | 7 | 0 | 0 | 12 | 0 | 0 | 0 | 0 | 0 |
| 527 | Morton | 0 | 0 | 0 | 0 | 0 | 0 | 0 | 0 | 0 | 0 |
| 535 | Oakton | 0 | 2 | 0 | 0 | 0 | 0 | 0 | 0 | 0 | 0 |
| 505 | Parkland | 0 | 0 | 0 | 0 | 0 | 0 | 0 | 0 | 0 | 0 |
| 515 | Prairie State | 0 | 8 | 0 | 0 | 1 | 0 | 0 | 0 | 0 | 0 |
| 521 | Rend Lake | 0 | 0 | 0 | 0 | 9 | 0 | 0 | 0 | 0 | 0 |
| 537 | Richland | 0 | 2 | 0 | 0 | 3 | 0 | 0 | 0 | 0 | 0 |
| 511 | Rock Valley | 0 | 0 | 3 | 26 | 4 | 1 | 0 | 0 | 0 | 0 |
| 518 | Sandburg | 0 | 0 | 0 | 0 | 2 | 0 | 0 | 0 | 0 | 0 |
| 506 | Sauk Valley | 0 | 1 | 0 | 0 | 0 | 0 | 0 | 0 | 0 | 0 |
| 531 | Shawnee | 0 | 0 | 0 | 0 | 1 | 0 | 0 | 0 | 0 | 0 |
| 510 | South Suburban | 0 | 3 | 0 | 0 | 0 | 0 | 0 | 0 | 0 | 0 |
| 533 | Southeastern | 0 | 18 | 10 | 0 | 1 | 0 | 0 | 0 | 0 | 0 |
| 534 | Spoon River | 0 | 0 | 0 | 0 | 0 | 0 | 0 | 0 | 0 | 0 |
| 601 | State | 0 | 0 | 0 | 0 | 0 | 0 | 0 | 0 | 0 | 0 |
| 504 | Triton | 0 | 18 | 0 | 3 | 4 | 0 | 0 | 0 | 0 | 0 |
| 516 | Waubensee | 0 | 8 | 0 | 0 | 0 | 0 | 0 | 0 | 0 | 0 |
| 539 | Wood | 0 | 0 | 0 | 0 | 1 | 0 | 0 | 0 | 0 | 0 |
| | TOTALS | 1 | 132 | 20 | 53 | 196 | 2 | 4 | 23 | 3 | 31 |

SOURCE OF DATA: A1 Submission

Illinois Community College Board
Table III-10
ANNUAL DUPLICATED COMPLETERS BY ACADEMIC PROGRAM BY COLLEGE
FOR FISCAL YEAR 1994

| Dist. No. | District/College | Design & Visual Communications 12 500401 | Commercial Photography 12 500406 | Technical Theatre/Theatre Design & Stagecraft 12 500502 | Commercial Music Theory & Composition 12 500904 | Sign Language Interpreter 12 510205 | Dental Assistant 12 510601 | Dental Hygienist 12 510602 | Dental Laboratory Assistant 12 510603 | Hospital/Health Facilities Administration 12 510702 | Health Unit Coordinator/Ward Clerk 12 510703 |
|--------------|------------------|---|-------------------------------------|--|--|--|-------------------------------|-------------------------------|--|--|---|
| 522 | Belleville | 3 | 0 | 0 | 0 | 0 | 0 | 0 | 0 | 0 | 3 |
| 503 | Black Hawk | 3 | 0 | 0 | 0 | 0 | 0 | 0 | 0 | 0 | 0 |
| 503 | Chicago | (1) | (0) | (1) | (2) | (0) | (0) | (0) | (0) | (0) | (0) |
| | Daley | 0 | 0 | 0 | 0 | 0 | 0 | 0 | 0 | 0 | 0 |
| | Kennedy-King | 0 | 0 | 1 | 0 | 0 | 0 | 0 | 0 | 0 | 0 |
| | Malcolm X | 0 | 0 | 0 | 0 | 0 | 0 | 0 | 0 | 0 | 0 |
| | Olive-Harvey | 0 | 0 | 0 | 0 | 0 | 0 | 0 | 0 | 0 | 0 |
| | Truman | 0 | 0 | 0 | 0 | 0 | 0 | 0 | 0 | 0 | 0 |
| | Washington | 1 | 0 | 0 | 2 | 0 | 0 | 0 | 0 | 0 | 0 |
| | Wilbur Wright | 0 | 0 | 0 | 0 | 0 | 0 | 0 | 0 | 0 | 0 |
| 507 | Danville | 0 | 0 | 0 | 0 | 0 | 0 | 0 | 0 | 0 | 0 |
| 502 | DuPage | 43 | 18 | 0 | 0 | 0 | 0 | 0 | 0 | 0 | 0 |
| 509 | Elgin | 12 | 0 | 0 | 0 | 0 | 9 | 0 | 0 | 0 | 0 |
| 512 | Harper | 0 | 0 | 0 | 0 | 9 | 0 | 32 | 0 | 0 | 0 |
| 540 | Heartland | 0 | 0 | 0 | 0 | 0 | 0 | 0 | 0 | 0 | 0 |
| 519 | Highland | 0 | 0 | 0 | 0 | 0 | 0 | 0 | 0 | 0 | 0 |
| 514 | Illinois Central | 34 | 0 | 0 | 0 | 0 | 9 | 20 | 0 | 4 | 0 |
| 529 | Illinois Eastern | (0) | (0) | (0) | (0) | (0) | (0) | (0) | (0) | (0) | (0) |
| | Frontier | 0 | 0 | 0 | 0 | 0 | 0 | 0 | 0 | 0 | 0 |
| | Lincoln Trail | 0 | 0 | 0 | 0 | 0 | 0 | 0 | 0 | 0 | 0 |
| | Olney Central | 0 | 0 | 0 | 0 | 0 | 0 | 0 | 0 | 0 | 0 |
| | Wabash | 0 | 0 | 0 | 0 | 0 | 0 | 0 | 0 | 0 | 0 |
| 513 | Illinois Valley | 0 | 0 | 0 | 0 | 0 | 7 | 0 | 0 | 0 | 0 |
| 525 | Joliet | 0 | 0 | 0 | 0 | 0 | 0 | 0 | 0 | 0 | 0 |
| 520 | Kankakee | 0 | 0 | 0 | 0 | 0 | 0 | 0 | 0 | 0 | 0 |
| 501 | Kaskaskia | 0 | 0 | 0 | 0 | 0 | 19 | 0 | 0 | 0 | 0 |
| 523 | Kishwaukee | 0 | 0 | 0 | 0 | 0 | 0 | 0 | 0 | 0 | 0 |
| 532 | Lake County | 0 | 0 | 0 | 0 | 0 | 0 | 0 | 0 | 0 | 0 |
| 517 | Lake Land | 0 | 0 | 0 | 0 | 0 | 0 | 26 | 0 | 0 | 0 |
| 536 | Lewis & Clark | 0 | 0 | 0 | 0 | 0 | 15 | 0 | 0 | 0 | 37 |
| 526 | Lincoln Land | 0 | 0 | 0 | 0 | 0 | 0 | 0 | 0 | 0 | 0 |
| 530 | Logan | 0 | 0 | 0 | 0 | 8 | 13 | 0 | 0 | 0 | 0 |
| 528 | McHenry | 0 | 0 | 0 | 0 | 0 | 0 | 0 | 0 | 0 | 0 |
| 524 | Moraine Valley | 0 | 0 | 0 | 0 | 0 | 0 | 0 | 0 | 0 | 0 |
| 527 | Morton | 0 | 0 | 0 | 0 | 0 | 10 | 0 | 0 | 0 | 0 |
| 535 | Oakton | 0 | 0 | 0 | 0 | 0 | 0 | 0 | 0 | 0 | 0 |
| 505 | Parkland | 9 | 0 | 0 | 0 | 0 | 11 | 27 | 0 | 0 | 0 |
| 515 | Prairie State | 3 | 7 | 0 | 0 | 0 | 0 | 35 | 0 | 0 | 0 |
| 521 | Rend Lake | 0 | 0 | 0 | 0 | 0 | 0 | 0 | 0 | 0 | 0 |
| 537 | Richland | 0 | 0 | 0 | 0 | 0 | 0 | 0 | 0 | 0 | 0 |
| 511 | Rock Valley | 0 | 0 | 0 | 0 | 0 | 0 | 0 | 0 | 0 | 0 |
| 518 | Sandburg | 0 | 0 | 0 | 0 | 0 | 0 | 0 | 0 | 0 | 0 |
| 506 | Sauk Valley | 0 | 0 | 0 | 0 | 0 | 0 | 0 | 0 | 0 | 0 |
| 531 | Shawnee | 0 | 0 | 0 | 0 | 0 | 0 | 0 | 0 | 0 | 0 |
| 510 | South Suburban | 1 | 0 | 0 | 0 | 0 | 0 | 0 | 0 | 0 | 0 |
| 533 | Southeastern | 0 | 0 | 0 | 0 | 0 | 0 | 0 | 0 | 0 | 0 |
| 534 | Spoon River | 0 | 0 | 0 | 0 | 0 | 0 | 0 | 0 | 0 | 0 |
| 601 | State | 0 | 0 | 0 | 0 | 0 | 0 | 0 | 0 | 0 | 0 |
| 504 | Triton | 4 | 0 | 0 | 0 | 0 | 0 | 0 | 18 | 0 | 0 |
| 516 | Waubensee | 0 | 0 | 0 | 0 | 72 | 0 | 0 | 0 | 0 | 0 |
| 539 | Wood | 0 | 0 | 0 | 0 | 0 | 0 | 0 | 0 | 0 | 0 |
| | TOTALS | 113 | 25 | 1 | 2 | 89 | 93 | 140 | 18 | 4 | 40 |

SOURCE OF DATA: A1 Submission

Illinois Community College Board

Table III-10

ANNUAL DUPLICATED COMPLETERS BY ACADEMIC PROGRAM BY COLLEGE
FOR FISCAL YEAR 1994

| Dist. No. | District/College | Medical Records Technology/ Technician 12 510707 | Medical Transcription 12 510708 | Medical Assistant 12 510801 | Occupational Therapy Assistant 12 510803 | Pharmacy Technician/Assistant 12 510805 | Physical Therapy Assistant 12 510806 | Physician Assistant 12 510807 | Veterinarian Assistant/Animal Health Technician 12 510808 | Emergency Medical Technology/ Technician 12 510904 | Nuclear Medical Technology/ Technician 12 510905 |
|--------------|------------------|---|------------------------------------|--------------------------------|---|--|---|----------------------------------|--|---|---|
| 522 | Belleville | 16 | 0 | 35 | 0 | 0 | 36 | 0 | 0 | 1 | 0 |
| 503 | Black Hawk | 0 | 0 | 0 | 0 | 0 | 19 | 0 | 0 | 0 | 0 |
| 508 | Chicago | (7) | (18) | (0) | (11) | (8) | (0) | (20) | (0) | (85) | (0) |
| | Daley | 0 | 0 | 0 | 0 | 0 | 0 | 0 | 0 | 0 | 0 |
| | Kennedy-King | 0 | 0 | 0 | 0 | 0 | 0 | 0 | 0 | 0 | 0 |
| | Malcolm X | 0 | 0 | 0 | 0 | 8 | 0 | 20 | 0 | 84 | 0 |
| | Olive-Harvey | 0 | 0 | 0 | 0 | 0 | 0 | 0 | 0 | 0 | 0 |
| | Truman | 7 | 1 | 0 | 0 | 0 | 0 | 0 | 0 | 0 | 0 |
| | Washington | 0 | 17 | 0 | 0 | 0 | 0 | 0 | 0 | 1 | 0 |
| | Wilbur Wright | 0 | 0 | 0 | 11 | 0 | 0 | 0 | 0 | 0 | 0 |
| 507 | Danville | 0 | 0 | 0 | 0 | 0 | 0 | 0 | 0 | 0 | 0 |
| 502 | DuPage | 19 | 32 | 0 | 16 | 0 | 0 | 0 | 0 | 0 | 4 |
| 509 | Elgin | 0 | 2 | 0 | 0 | 0 | 0 | 0 | 0 | 0 | 0 |
| 512 | Harper | 0 | 8 | 11 | 0 | 15 | 0 | 0 | 0 | 0 | 0 |
| 540 | Heartland | 0 | 0 | 0 | 0 | 0 | 0 | 0 | 0 | 0 | 0 |
| 519 | Highland | 0 | 0 | 0 | 0 | 0 | 0 | 0 | 0 | 0 | 0 |
| 514 | Illinois Central | 1 | 3 | 0 | 15 | 0 | 21 | 0 | 0 | 1 | 0 |
| 529 | Illinois Eastern | (0) | (3) | (0) | (0) | (0) | (0) | (0) | (0) | (12) | (0) |
| | Frontier | 0 | 0 | 0 | 0 | 0 | 0 | 0 | 0 | 12 | 0 |
| | Lincoln Trail | 0 | 0 | 0 | 0 | 0 | 0 | 0 | 0 | 0 | 0 |
| | Olney Central | 0 | 3 | 0 | 0 | 0 | 0 | 0 | 0 | 0 | 0 |
| | Wabash | 0 | 0 | 0 | 0 | 0 | 0 | 0 | 0 | 0 | 0 |
| 513 | Illinois Valley | 0 | 0 | 0 | 0 | 0 | 0 | 0 | 0 | 0 | 0 |
| 525 | Joliet | 0 | 2 | 0 | 0 | 0 | 0 | 0 | 0 | 0 | 0 |
| 520 | Kankakee | 0 | 0 | 0 | 0 | 0 | 0 | 0 | 0 | 3 | 0 |
| 501 | Kaskaskia | 0 | 0 | 0 | 0 | 0 | 0 | 0 | 0 | 0 | 0 |
| 523 | Kishwaukee | 0 | 9 | 0 | 0 | 0 | 0 | 0 | 0 | 0 | 0 |
| 532 | Lake County | 5 | 4 | 0 | 0 | 0 | 0 | 0 | 0 | 0 | 0 |
| 517 | Lake Land | 0 | 0 | 0 | 0 | 0 | 0 | 0 | 0 | 0 | 0 |
| 536 | Lewis & Clark | 0 | 0 | 0 | 0 | 0 | 0 | 0 | 0 | 0 | 0 |
| 526 | Lincoln Land | 0 | 0 | 0 | 0 | 0 | 0 | 0 | 0 | 0 | 0 |
| 530 | Logan | 5 | 6 | 0 | 0 | 0 | 0 | 0 | 0 | 0 | 0 |
| 528 | McHenry | 0 | 0 | 0 | 0 | 0 | 0 | 0 | 0 | 1 | 0 |
| 524 | Moraine Valley | 16 | 0 | 0 | 0 | 0 | 0 | 0 | 0 | 1 | 0 |
| 527 | Morton | 0 | 0 | 0 | 0 | 0 | 35 | 0 | 0 | 0 | 0 |
| 535 | Oakton | 22 | 0 | 0 | 0 | 0 | 1 | 0 | 0 | 0 | 0 |
| 505 | Parkland | 0 | 2 | 0 | 11 | 2 | 0 | 0 | 26 | 0 | 0 |
| 515 | Prairie State | 0 | 0 | 0 | 0 | 0 | 0 | 0 | 0 | 0 | 0 |
| 521 | Rend Lake | 0 | 0 | 0 | 0 | 0 | 0 | 0 | 0 | 0 | 0 |
| 537 | Richland | 0 | 0 | 0 | 0 | 0 | 0 | 0 | 0 | 0 | 0 |
| 511 | Rock Valley | 0 | 0 | 0 | 0 | 2 | 0 | 0 | 0 | 0 | 0 |
| 518 | Sandburg | 0 | 0 | 0 | 0 | 0 | 0 | 0 | 0 | 0 | 0 |
| 506 | Sauk Valley | 0 | 0 | 0 | 0 | 0 | 0 | 0 | 0 | 0 | 0 |
| 531 | Shawnee | 2 | 0 | 0 | 0 | 0 | 0 | 0 | 0 | 0 | 0 |
| 510 | South Suburban | 0 | 10 | 0 | 33 | 21 | 0 | 0 | 0 | 0 | 0 |
| 533 | Southeastern | 3 | 0 | 0 | 0 | 0 | 0 | 0 | 0 | 76 | 0 |
| 534 | Spoon River | 0 | 0 | 0 | 0 | 0 | 0 | 0 | 0 | 0 | 0 |
| 601 | State | 0 | 0 | 0 | 0 | 0 | 0 | 0 | 0 | 3 | 0 |
| 504 | Triton | 0 | 0 | 1 | 0 | 0 | 0 | 0 | 0 | 0 | 24 |
| 516 | Waubensee | 0 | 0 | 0 | 0 | 0 | 0 | 0 | 0 | 0 | 0 |
| 539 | Wood | 0 | 1 | 0 | 0 | 0 | 0 | 0 | 0 | 0 | 0 |
| | TOTALS | 96 | 109 | 47 | 86 | 48 | 112 | 20 | 26 | 183 | 28 |

SOURCE OF DATA: A1 Submission

Illinois Community College Board
Table III-10
ANNUAL DUPLICATED COMPLETERS BY ACADEMIC PROGRAM BY COLLEGE
FOR FISCAL YEAR 1994

| Dist. No. | District/College | Medical Radiologic Technology/ Technician 12 510907 | Respiratory Therapy Technician 12 510908 | Surgical/Operating Room Technician 12 510909 | Diagnostic Medical Sonography 12 510910 | Renal Dialysis Technology/ Technician 12 510911 | Radiation Therapy Assisting 12 510912 | Computerized Tomography 12 510913 | Magnetic Resonance Imaging 12 510914 | Medical Laboratory Technician 12 511004 | Alcohol/Drug Abuse Counseling 12 511501 |
|--------------|------------------|--|---|---|--|--|--|--------------------------------------|---|--|--|
| 522 | Belleville | 35 | 14 | 0 | 0 | 0 | 0 | 0 | 0 | 10 | 0 |
| 503 | Black Hawk | 1 | 11 | 0 | 0 | 0 | 0 | 0 | 0 | 0 | 0 |
| 508 | Chicago | (42) | (11) | (0) | (13) | (12) | (15) | (0) | (0) | (16) | (58) |
| | Daley | 0 | 0 | 0 | 0 | 0 | 0 | 0 | 0 | 0 | 0 |
| | Kennedy-King | 0 | 0 | 0 | 0 | 0 | 0 | 0 | 0 | 0 | 0 |
| | Malcolm X | 24 | 11 | 0 | 0 | 12 | 15 | 0 | 0 | 16 | 0 |
| | Olive-Harvey | 0 | 0 | 0 | 0 | 0 | 0 | 0 | 0 | 0 | 0 |
| | Truman | 0 | 0 | 0 | 0 | 0 | 0 | 0 | 0 | 0 | 0 |
| | Washington | 0 | 0 | 0 | 0 | 0 | 0 | 0 | 0 | 0 | 58 |
| | Wilbur Wright | 18 | 0 | 0 | 13 | 0 | 0 | 0 | 0 | 0 | 0 |
| 507 | Danville | 3 | 0 | 0 | 0 | 0 | 0 | 0 | 0 | 0 | 9 |
| 502 | DuPage | 37 | 30 | 0 | 0 | 0 | 0 | 0 | 0 | 0 | 38 |
| 509 | Elgin | 0 | 0 | 14 | 0 | 0 | 0 | 0 | 0 | 1 | 18 |
| 512 | Harper | 0 | 0 | 7 | 0 | 0 | 0 | 0 | 0 | 0 | 0 |
| 540 | Heartland | 0 | 0 | 0 | 0 | 0 | 0 | 0 | 0 | 0 | 0 |
| 519 | Highland | 0 | 0 | 0 | 0 | 0 | 0 | 0 | 0 | 0 | 0 |
| 514 | Illinois Central | 16 | 20 | 12 | 0 | 0 | 0 | 0 | 0 | 12 | 0 |
| 529 | Illinois Eastern | (14) | (0) | (0) | (0) | (0) | (0) | (0) | (0) | (0) | (0) |
| | Frontier | 0 | 0 | 0 | 0 | 0 | 0 | 0 | 0 | 0 | 0 |
| | Lincoln Trail | 0 | 0 | 0 | 0 | 0 | 0 | 0 | 0 | 0 | 0 |
| | Olney Central | 14 | 0 | 0 | 0 | 0 | 0 | 0 | 0 | 0 | 0 |
| | Wabash | 0 | 0 | 0 | 0 | 0 | 0 | 0 | 0 | 0 | 0 |
| 513 | Illinois Valley | 0 | 0 | 0 | 0 | 0 | 0 | 0 | 0 | 0 | 0 |
| 525 | Joliet | 0 | 0 | 0 | 0 | 0 | 0 | 0 | 0 | 0 | 0 |
| 520 | Kankakee | 12 | 14 | 0 | 0 | 0 | 0 | 0 | 0 | 8 | 0 |
| 501 | Kaskaskia | 43 | 16 | 0 | 0 | 0 | 0 | 0 | 0 | 0 | 0 |
| 523 | Kishwaukee | 15 | 0 | 0 | 0 | 0 | 0 | 0 | 0 | 0 | 0 |
| 532 | Lake County | 19 | 0 | 0 | 0 | 0 | 0 | 0 | 0 | 25 | 8 |
| 517 | Lake Land | 0 | 0 | 0 | 0 | 0 | 0 | 0 | 0 | 0 | 0 |
| 536 | Lewis & Clark | 0 | 0 | 0 | 0 | 0 | 0 | 0 | 0 | 12 | 0 |
| 526 | Lincoln Land | 9 | 17 | 0 | 0 | 0 | 0 | 0 | 0 | 0 | 0 |
| 530 | Logan | 0 | 0 | 0 | 0 | 0 | 0 | 0 | 0 | 0 | 0 |
| 528 | McHenry | 0 | 0 | 0 | 0 | 0 | 0 | 0 | 0 | 0 | 0 |
| 524 | Moraine Valley | 27 | 22 | 0 | 0 | 0 | 0 | 0 | 0 | 15 | 13 |
| 527 | Morton | 0 | 0 | 0 | 0 | 0 | 0 | 0 | 0 | 0 | 0 |
| 535 | Oakton | 0 | 0 | 0 | 0 | 0 | 0 | 0 | 0 | 10 | 0 |
| 505 | Parkland | 11 | 9 | 9 | 0 | 0 | 11 | 0 | 0 | 0 | 0 |
| 515 | Prairie State | 0 | 0 | 0 | 0 | 0 | 0 | 0 | 0 | 0 | 7 |
| 521 | Rock Lake | 0 | 0 | 0 | 0 | 0 | 0 | 0 | 0 | 0 | 0 |
| 537 | Richland | 0 | 0 | 0 | 0 | 0 | 0 | 0 | 0 | 0 | 0 |
| 511 | Rock Valley | 0 | 23 | 0 | 0 | 0 | 0 | 0 | 0 | 0 | 1 |
| 518 | Sandburg | 14 | 0 | 0 | 0 | 0 | 0 | 0 | 0 | 0 | 0 |
| 506 | Sauk Valley | 22 | 0 | 0 | 0 | 0 | 0 | 0 | 0 | 13 | 0 |
| 531 | Shawnee | 0 | 0 | 0 | 0 | 0 | 0 | 0 | 0 | 0 | 0 |
| 510 | South Suburban | 21 | 0 | 0 | 0 | 0 | 0 | 0 | 0 | 0 | 0 |
| 533 | Southeastern | 0 | 0 | 0 | 0 | 0 | 0 | 0 | 0 | 0 | 0 |
| 534 | Spoon River | 0 | 0 | 0 | 0 | 0 | 0 | 0 | 0 | 0 | 0 |
| 601 | State | 0 | 0 | 0 | 0 | 0 | 0 | 0 | 0 | 0 | 7 |
| 504 | Triton | 33 | 21 | 18 | 18 | 0 | 0 | 9 | 29 | 0 | 14 |
| 516 | Waubensee | 0 | 11 | 0 | 0 | 0 | 0 | 0 | 0 | 0 | 4 |
| 539 | Wood | 0 | 0 | 0 | 0 | 0 | 0 | 0 | 0 | 0 | 0 |
| TOTALS | | 374 | 219 | 60 | 31 | 12 | 26 | 9 | 29 | 122 | 177 |

SOURCE OF DATA: A1 Submission

Illinois Community College Board

Table III-10

ANNUAL DUPLICATED COMPLETERS BY ACADEMIC PROGRAM BY COLLEGE
FOR FISCAL YEAR 1994

| Dist. No. | District/College | Psychiatric/Mental Health Services Technician 12 511502 | Developmental Disabilities/ Habituation Aide 12 511504 | Nursing (R.N. Training) 12 511601 | Practical Nurse (L.P.N. Training) 12 511613 | Nurse Assistant/Aide 12 511614 | Ophthalmic Medical Technologist 12 511803 | Medical Laboratory Aide/ Phlebotomy 12 512602 | Therapeutic Recreational Assisting 12 512604 | Business Administration & Management, General 12 520201 | Logistics & Materials Management 12 520203 |
|--------------|------------------|--|---|--------------------------------------|--|-----------------------------------|--|--|---|--|---|
| 522 | Belleville | 0 | 0 | 40 | 0 | 5 | 0 | 0 | 0 | 36 | 0 |
| 503 | Black Hawk | 0 | 0 | 51 | 58 | 0 | 0 | 0 | 0 | 12 | 0 |
| 508 | Chicago | (0) | (0) | (268) | (85) | (116) | (0) | (0) | (0) | (48) | (0) |
| | Daley | 0 | 0 | 56 | 0 | 0 | 0 | 0 | 0 | 6 | 0 |
| | Kennedy-King | 0 | 0 | 55 | 0 | 0 | 0 | 0 | 0 | 0 | 0 |
| | Malcolm X | 0 | 0 | 37 | 0 | 0 | 0 | 0 | 0 | 0 | 0 |
| | Olive-Harvey | 0 | 0 | 49 | 0 | 0 | 0 | 0 | 0 | 4 | 0 |
| | Truman | 0 | 0 | 71 | 0 | 0 | 0 | 0 | 0 | 9 | 0 |
| | Washington | 0 | 0 | 0 | 85 | 116 | 0 | 0 | 0 | 6 | 0 |
| | Wilbur Wright | 0 | 0 | 0 | 0 | 0 | 0 | 0 | 0 | 23 | 0 |
| 507 | Danville | 0 | 0 | 0 | 28 | 0 | 0 | 0 | 0 | 0 | 0 |
| 502 | DuPage | 0 | 0 | 95 | 0 | 0 | 0 | 0 | 0 | 46 | 0 |
| 509 | Elgin | 0 | 0 | 87 | 75 | 0 | 0 | 0 | 0 | 4 | 0 |
| 512 | Harper | 0 | 0 | 113 | 49 | 0 | 0 | 0 | 0 | 16 | 0 |
| 540 | Heartland | 0 | 0 | 9 | 2 | 0 | 0 | 0 | 0 | 0 | 0 |
| 519 | Highland | 0 | 0 | 39 | 23 | 0 | 0 | 0 | 0 | 13 | 0 |
| 514 | Illinois Central | 0 | 0 | 53 | 11 | 0 | 0 | 0 | 0 | 60 | 3 |
| 529 | Illinois Eastern | (0) | (0) | (131) | (125) | (75) | (0) | (0) | (0) | (0) | (0) |
| | Frontier | 0 | 0 | 0 | 0 | 23 | 0 | 0 | 0 | 0 | 0 |
| | Lincoln Trail | 0 | 0 | 0 | 0 | 9 | 0 | 0 | 0 | 0 | 0 |
| | Olney Central | 0 | 0 | 131 | 125 | 25 | 0 | 0 | 0 | 0 | 0 |
| | Wabash | 0 | 0 | 0 | 0 | 18 | 0 | 0 | 0 | 0 | 0 |
| 513 | Illinois Valley | 0 | 0 | 87 | 21 | 13 | 0 | 0 | 0 | 14 | 0 |
| 525 | Joliet | 0 | 0 | 102 | 0 | 0 | 0 | 0 | 0 | 0 | 0 |
| 520 | Kankakee | 0 | 0 | 61 | 40 | 1 | 0 | 0 | 0 | 0 | 0 |
| 501 | Kaskaskia | 0 | 0 | 85 | 31 | 0 | 0 | 0 | 0 | 11 | 0 |
| 523 | Kishwaukee | 0 | 0 | 47 | 15 | 52 | 0 | 0 | 0 | 6 | 0 |
| 532 | Lake County | 0 | 0 | 65 | 0 | 0 | 0 | 0 | 0 | 22 | 0 |
| 517 | Lake Land | 0 | 0 | 52 | 30 | 105 | 0 | 0 | 0 | 0 | 0 |
| 536 | Lewis & Clark | 0 | 0 | 82 | 0 | 181 | 0 | 0 | 0 | 11 | 0 |
| 526 | Lincoln Land | 0 | 0 | 109 | 0 | 0 | 0 | 0 | 0 | 18 | 0 |
| 530 | Logan | 0 | 0 | 35 | 68 | 0 | 0 | 0 | 0 | 0 | 0 |
| 528 | McHenry | 0 | 9 | 0 | 0 | 123 | 0 | 0 | 0 | 1 | 0 |
| 524 | Moraine Valley | 0 | 0 | 89 | 0 | 0 | 0 | 69 | 13 | 30 | 0 |
| 527 | Morton | 0 | 0 | 66 | 27 | 0 | 0 | 0 | 0 | 15 | 0 |
| 535 | Oakton | 0 | 0 | 61 | 0 | 0 | 0 | 0 | 0 | 0 | 0 |
| 505 | Parkland | 0 | 0 | 183 | 24 | 0 | 0 | 0 | 0 | 25 | 2 |
| 515 | Prairie State | 4 | 0 | 78 | 0 | 0 | 0 | 0 | 0 | 0 | 0 |
| 521 | Rend Lake | 0 | 0 | 52 | 55 | 121 | 0 | 0 | 0 | 6 | 0 |
| 537 | Richland | 0 | 0 | 0 | 0 | 0 | 0 | 0 | 0 | 18 | 1 |
| 511 | Rock Valley | 0 | 0 | 41 | 0 | 230 | 0 | 0 | 0 | 39 | 4 |
| 518 | Sandburg | 0 | 0 | 57 | 33 | 0 | 0 | 0 | 0 | 0 | 0 |
| 506 | Sauk Valley | 0 | 0 | 27 | 14 | 26 | 0 | 0 | 0 | 18 | 0 |
| 531 | Shawnee | 0 | 0 | 41 | 72 | 30 | 0 | 0 | 0 | 3 | 0 |
| 510 | South Suburban | 4 | 0 | 86 | 28 | 0 | 0 | 0 | 0 | 0 | 0 |
| 533 | Southeastern | 0 | 0 | 39 | 113 | 0 | 0 | 0 | 0 | 10 | 0 |
| 534 | Spoon River | 0 | 0 | 0 | 42 | 0 | 0 | 0 | 0 | 0 | 0 |
| 601 | State | 0 | 0 | 25 | 0 | 20 | 0 | 0 | 0 | 0 | 0 |
| 504 | Triton | 0 | 0 | 94 | 80 | 2 | 23 | 0 | 3 | 19 | 0 |
| 516 | Waubensee | 0 | 0 | 58 | 0 | 132 | 0 | 0 | 0 | 5 | 2 |
| 539 | Wood | 0 | 0 | 7 | 26 | 115 | 0 | 0 | 0 | 2 | 0 |
| | TOTALS | 8 | 9 | 2615 | 1175 | 1352 | 23 | 69 | 16 | 508 | 12 |

SOURCE OF DATA: A1 Submission

Illinois Community College Board
Table III-10
ANNUAL DUPLICATED COMPLETERS BY ACADEMIC PROGRAM BY COLLEGE
FOR FISCAL YEAR 1994

| Dist. No. | District/College | Office Supervision & Management 12 520204 | Operations Management & Supervision 12 520205 | Accounting Technician 12 520302 | Administrative Asst./Secretarial Science, General 12 520401 | Executive Assistant/ Secretary 12 520402 | Legal Administrative Assistant/ Secretary 12 520403 | Medical Administrative Assistant/ Secretary 12 520404 | Court Reporter 12 520405 | Information Processing/Data Entry Technician 12 520407 | General Office Clerk/Clerical & Typing Services 12 520408 |
|--------------|------------------|--|--|------------------------------------|--|---|--|--|-----------------------------|---|--|
| 522 | Belleville | 0 | 0 | 16 | 22 | 0 | 4 | 3 | 0 | 40 | 9 |
| 503 | Black Hawk | 4 | 0 | 14 | 15 | 1 | 4 | 9 | 0 | 15 | 0 |
| 508 | Chicago | (0) | (0) | (202) | (165) | (0) | (2) | (8) | (0) | (17) | (25) |
| | Daley | 0 | 0 | 21 | 20 | 0 | 0 | 1 | 0 | 0 | 0 |
| | Kennedy-King | 0 | 0 | 6 | 15 | 0 | 0 | 0 | 0 | 2 | 1 |
| | Malcolm X | 0 | 0 | 6 | 30 | 0 | 0 | 0 | 0 | 0 | 0 |
| | Olive-Harvey | 0 | 0 | 15 | 10 | 0 | 0 | 0 | 0 | 0 | 4 |
| | Truman | 0 | 0 | 40 | 47 | 0 | 1 | 5 | 0 | 0 | 8 |
| | Washington | 0 | 0 | 25 | 17 | 0 | 1 | 2 | 0 | 15 | 12 |
| | Wilbur Wright | 0 | 0 | 89 | 26 | 0 | 0 | 0 | 0 | 0 | 0 |
| 507 | Danville | 4 | 0 | 23 | 9 | 9 | 0 | 18 | 0 | 13 | 3 |
| 502 | DuPage | 10 | 0 | 34 | 41 | 0 | 7 | 0 | 0 | 0 | 0 |
| 509 | Elgin | 19 | 0 | 5 | 5 | 9 | 1 | 2 | 0 | 8 | 3 |
| 512 | Harper | 0 | 0 | 16 | 2 | 15 | 3 | 1 | 0 | 0 | 1 |
| 540 | Heartland | 0 | 0 | 0 | 1 | 0 | 0 | 0 | 0 | 0 | 0 |
| 519 | Highland | 0 | 0 | 12 | 2 | 0 | 0 | 0 | 0 | 0 | 2 |
| 514 | Illinois Central | 2 | 0 | 24 | 28 | 0 | 0 | 21 | 1 | 16 | 9 |
| 529 | Illinois Eastern | (0) | (0) | (10) | (36) | (5) | (0) | (17) | (5) | (44) | (0) |
| | Frontier | 0 | 0 | 0 | 7 | 0 | 0 | 0 | 0 | 20 | 0 |
| | Lincoln Trail | 0 | 0 | 0 | 11 | 5 | 0 | 0 | 0 | 8 | 0 |
| | Olney Central | 0 | 0 | 10 | 10 | 0 | 0 | 17 | 0 | 11 | 0 |
| | Wabash | 0 | 0 | 0 | 8 | 0 | 0 | 0 | 5 | 5 | 0 |
| 513 | Illinois Valley | 0 | 0 | 30 | 7 | 0 | 0 | 0 | 0 | 15 | 7 |
| 525 | Joliet | 0 | 9 | 7 | 26 | 0 | 0 | 0 | 0 | 11 | 7 |
| 520 | Kankakee | 0 | 0 | 15 | 7 | 0 | 7 | 5 | 0 | 1 | 0 |
| 501 | Kaskaskia | 4 | 0 | 7 | 11 | 7 | 0 | 0 | 0 | 0 | 4 |
| 523 | Kishwaukee | 0 | 0 | 5 | 14 | 0 | 0 | 0 | 0 | 5 | 3 |
| 532 | Lake County | 0 | 0 | 30 | 19 | 0 | 0 | 0 | 0 | 25 | 0 |
| 517 | Lake Land | 0 | 0 | 20 | 9 | 0 | 7 | 2 | 0 | 0 | 3 |
| 536 | Lewis & Clark | 0 | 1 | 12 | 18 | 0 | 5 | 0 | 3 | 4 | 13 |
| 526 | Lincoln Land | 60 | 0 | 2 | 8 | 0 | 0 | 1 | 0 | 91 | 0 |
| 530 | Logan | 0 | 0 | 18 | 0 | 7 | 3 | 1 | 0 | 0 | 4 |
| 528 | McHenry | 0 | 8 | 6 | 4 | 0 | 0 | 0 | 0 | 20 | 0 |
| 524 | Moraine Valley | 0 | 1 | 3 | 28 | 4 | 1 | 0 | 0 | 0 | 4 |
| 527 | Morton | 0 | 0 | 6 | 7 | 0 | 2 | 1 | 0 | 8 | 3 |
| 535 | Oakton | 0 | 7 | 12 | 13 | 1 | 0 | 0 | 0 | 0 | 0 |
| 505 | Parkland | 2 | 0 | 32 | 10 | 8 | 10 | 7 | 0 | 4 | 0 |
| 515 | Prairie State | 0 | 10 | 0 | 2 | 0 | 0 | 0 | 0 | 8 | 0 |
| 521 | Rend Lake | 0 | 0 | 5 | 11 | 0 | 6 | 5 | 0 | 0 | 0 |
| 537 | Richland | 0 | 1 | 10 | 38 | 0 | 0 | 0 | 0 | 16 | 0 |
| 511 | Rock Valley | 0 | 0 | 66 | 12 | 0 | 4 | 3 | 0 | 0 | 1 |
| 518 | Sandburg | 0 | 0 | 16 | 32 | 0 | 0 | 4 | 0 | 2 | 13 |
| 506 | Sauk Valley | 0 | 0 | 19 | 9 | 0 | 3 | 5 | 0 | 10 | 11 |
| 531 | Shawnee | 0 | 0 | 5 | 1 | 2 | 3 | 23 | 0 | 0 | 0 |
| 510 | South Suburban | 8 | 0 | 48 | 2 | 3 | 0 | 4 | 1 | 5 | 11 |
| 533 | Southeastern | 0 | 0 | 1 | 6 | 0 | 0 | 0 | 0 | 0 | 5 |
| 534 | Spoon River | 0 | 0 | 0 | 12 | 0 | 0 | 0 | 0 | 0 | 11 |
| 601 | State | 0 | 0 | 0 | 12 | 0 | 0 | 0 | 0 | 2 | 3 |
| 504 | Triton | 0 | 1 | 7 | 12 | 8 | 8 | 0 | 14 | 3 | 0 |
| 516 | Waubensee | 0 | 1 | 17 | 3 | 2 | 0 | 2 | 0 | 5 | 0 |
| 539 | Wood | 0 | 0 | 0 | 3 | 1 | 3 | 3 | 0 | 0 | 6 |
| TOTALS | | 113 | 39 | 755 | 662 | 82 | 83 | 145 | 24 | 388 | 161 |

SOURCE OF DATA: A1 Submission

Illinois Community College Board
Table III-10
ANNUAL DUPLICATED COMPLETERS BY ACADEMIC PROGRAM BY COLLEGE
FOR FISCAL YEAR 1994

| Dist. No. | District/College | Enterprise Management & Operation, General 12 520701 | Banking & Financial Support Services 12 520803 | Hotel/Motel & Restaurant Management 12 520902 | Human Resources Management 12 521001 | Labor/Personnel Relations & Studies 12 521002 | International Business 12 521101 | Business Computer Programming/ Programmer 12 521202 | Business Computer Facilities Operator 12 521205 | Real Estate 12 521501 |
|--------------|------------------|---|---|--|---|--|-------------------------------------|--|--|--------------------------|
| 522 | Belleville | 4 | 6 | 0 | 0 | 0 | 0 | 43 | 4 | 3 |
| 503 | Black Hawk | 0 | 9 | 5 | 0 | 1 | 0 | 20 | 2 | 0 |
| 508 | Chicago | (0) | (2) | (4) | (0) | (0) | (1) | (131) | (7) | (0) |
| | Daley | 0 | 0 | 0 | 0 | 0 | 0 | 19 | 0 | 0 |
| | Kennedy-King | 0 | 0 | 0 | 0 | 0 | 0 | 23 | 0 | 0 |
| | Malcolm X | 0 | 0 | 0 | 0 | 0 | 0 | 7 | 0 | 0 |
| | Olive-Harvey | 0 | 0 | 0 | 0 | 0 | 0 | 16 | 0 | 0 |
| | Truman | 0 | 0 | 0 | 0 | 0 | 0 | 24 | 7 | 0 |
| | Washington | 0 | 2 | 4 | 0 | 0 | 1 | 24 | 0 | 0 |
| | Wilbur Wright | 0 | 0 | 0 | 0 | 0 | 0 | 18 | 0 | 0 |
| 507 | Danville | 0 | 0 | 0 | 0 | 0 | 0 | 11 | 9 | 0 |
| 502 | DuPage | 0 | 0 | 7 | 0 | 0 | 0 | 24 | 1 | 3 |
| 509 | Elgin | 0 | 0 | 0 | 0 | 0 | 0 | 22 | 3 | 0 |
| 512 | Harper | 0 | 12 | 0 | 0 | 0 | 5 | 41 | 0 | 0 |
| 540 | Heartland | 0 | 0 | 0 | 0 | 0 | 0 | 0 | 0 | 0 |
| 519 | Highland | 0 | 0 | 0 | 1 | 0 | 0 | 1 | 0 | 0 |
| 514 | Illinois Central | 0 | 7 | 0 | 0 | 0 | 0 | 47 | 6 | 3 |
| 529 | Illinois Eastern | (0) | (0) | (0) | (0) | (0) | (0) | (5) | (0) | (0) |
| | Frontier | 0 | 0 | 0 | 0 | 0 | 0 | 0 | 0 | 0 |
| | Lincoln Trail | 0 | 0 | 0 | 0 | 0 | 0 | 5 | 0 | 0 |
| | Olney Central | 0 | 0 | 0 | 0 | 0 | 0 | 0 | 0 | 0 |
| | Wabash | 0 | 0 | 0 | 0 | 0 | 0 | 0 | 0 | 0 |
| 513 | Illinois Valley | 0 | 0 | 0 | 0 | 0 | 0 | 3 | 1 | 0 |
| 525 | Joliet | 0 | 0 | 0 | 9 | 0 | 0 | 10 | 0 | 0 |
| 520 | Kankakee | 0 | 0 | 0 | 0 | 0 | 0 | 5 | 0 | 0 |
| 501 | Kaskaskia | 0 | 0 | 0 | 0 | 0 | 0 | 8 | 0 | 0 |
| 523 | Kishwaukee | 0 | 0 | 0 | 0 | 0 | 0 | 2 | 0 | 0 |
| 532 | Lake County | 0 | 0 | 0 | 0 | 0 | 0 | 10 | 4 | 0 |
| 517 | Lake Land | 0 | 0 | 0 | 0 | 0 | 0 | 14 | 5 | 0 |
| 536 | Lewis & Clark | 4 | 0 | 5 | 2 | 0 | 0 | 18 | 0 | 0 |
| 526 | Lincoln Land | 0 | 0 | 0 | 0 | 0 | 0 | 61 | 0 | 1 |
| 530 | Logan | 0 | 0 | 0 | 0 | 0 | 0 | 16 | 0 | 0 |
| 528 | McHenry | 2 | 0 | 0 | 0 | 0 | 3 | 10 | 0 | 0 |
| 524 | Moraine Valley | 0 | 1 | 0 | 0 | 0 | 0 | 44 | 4 | 0 |
| 527 | Morton | 0 | 0 | 0 | 0 | 0 | 0 | 17 | 0 | 2 |
| 535 | Oakton | 0 | 4 | 12 | 0 | 0 | 0 | 17 | 0 | 1 |
| 505 | Parkland | 0 | 3 | 4 | 0 | 0 | 0 | 36 | 2 | 5 |
| 515 | Prairie State | 1 | 3 | 0 | 0 | 0 | 0 | 8 | 8 | 2 |
| 521 | Rend Lake | 29 | 0 | 0 | 0 | 0 | 0 | 2 | 0 | 0 |
| 537 | Richland | 0 | 0 | 0 | 0 | 0 | 0 | 6 | 0 | 0 |
| 511 | Rock Valley | 2 | 1 | 0 | 0 | 0 | 0 | 25 | 2 | 0 |
| 518 | Sandburg | 0 | 0 | 0 | 1 | 0 | 0 | 17 | 0 | 0 |
| 506 | Sauk Valley | 0 | 3 | 0 | 0 | 0 | 0 | 4 | 2 | 0 |
| 531 | Shawnee | 0 | 0 | 0 | 0 | 0 | 0 | 4 | 0 | 0 |
| 510 | South Suburban | 1 | 2 | 0 | 0 | 0 | 0 | 42 | 0 | 2 |
| 533 | Southeastern | 0 | 0 | 0 | 0 | 0 | 0 | 13 | 0 | 4 |
| 534 | Spoon River | 0 | 0 | 0 | 0 | 0 | 0 | 19 | 0 | 0 |
| 601 | State | 0 | 0 | 0 | 0 | 0 | 0 | 2 | 1 | 0 |
| 504 | Triton | 1 | 0 | 8 | 2 | 0 | 0 | 13 | 2 | 2 |
| 516 | Waubensee | 9 | 1 | 0 | 0 | 0 | 0 | 4 | 0 | 124 |
| 539 | Wood | 0 | 0 | 0 | 0 | 0 | 0 | 1 | 0 | 0 |
| TOTALS | | 53 | 54 | 45 | 15 | 1 | 9 | 776 | 63 | 152 |

SOURCE OF DATA: A1 Submission

Illinois Community College Board
Table III-10
ANNUAL DUPLICATED COMPLETERS BY ACADEMIC PROGRAM BY COLLEGE
FOR FISCAL YEAR 1994

| Dist. No. | District/College | General Studies | Vocational Skills | Adult Basic Education | Adult Secondary Education | Total |
|--------------|------------------|-----------------|-------------------|-----------------------|---------------------------|--------|
| 522 | Belleville | 0 | 0 | 21 | 0 | 1522 |
| 503 | Black Hawk | 0 | 0 | 0 | 299 | 1219 |
| 508 | Chicago | (5) | (85) | (1) | (3) | (4512) |
| | Daley | 0 | 0 | 0 | 0 | 563 |
| | Kennedy-King | 0 | 0 | 1 | 0 | 357 |
| | Malcolm X | 0 | 0 | 0 | 1 | 427 |
| | Olive-Harvey | 0 | 0 | 0 | 1 | 320 |
| | Truman | 0 | 84 | 0 | 1 | 779 |
| | Washington | 4 | 1 | 0 | 0 | 1622 |
| | Wilbur Wright | 1 | 0 | 0 | 0 | 444 |
| 507 | Danville | 0 | 0 | 0 | 0 | 343 |
| 502 | DuPage | 0 | 0 | 0 | 0 | 2421 |
| 509 | Elgin | 0 | 0 | 0 | 0 | 949 |
| 512 | Harper | 0 | 0 | 0 | 22 | 1592 |
| 540 | Heartland | 0 | 0 | 0 | 0 | 74 |
| 519 | Highland | 1 | 7 | 0 | 47 | 378 |
| 514 | Illinois Central | 0 | 8 | 0 | 1 | 1351 |
| 529 | Illinois Eastern | (0) | (0) | (0) | (0) | (997) |
| | Frontier | 0 | 0 | 0 | 0 | 114 |
| | Lincoln Trail | 0 | 0 | 0 | 0 | 159 |
| | Olney Central | 0 | 0 | 0 | 0 | 503 |
| | Wabash | 0 | 0 | 0 | 0 | 221 |
| 513 | Illinois Valley | 0 | 0 | 0 | 51 | 825 |
| 525 | Joliet | 0 | 0 | 0 | 0 | 884 |
| 520 | Kankakee | 0 | 0 | 0 | 36 | 426 |
| 501 | Kaskaskia | 0 | 0 | 0 | 120 | 805 |
| 523 | Kishwaukee | 0 | 0 | 0 | 112 | 650 |
| 532 | Lake County | 0 | 0 | 0 | 27 | 992 |
| 517 | Lake Land | 0 | 18 | 0 | 0 | 834 |
| 536 | Lewis & Clark | 0 | 0 | 0 | 0 | 781 |
| 526 | Lincoln Land | 0 | 0 | 0 | 0 | 1217 |
| 530 | Logan | 0 | 0 | 128 | 12 | 817 |
| 528 | McHenry | 0 | 0 | 0 | 128 | 642 |
| 524 | Moraine Valley | 0 | 0 | 0 | 17 | 1305 |
| 527 | Morton | 0 | 0 | 0 | 0 | 424 |
| 535 | Oakton | 0 | 0 | 0 | 0 | 525 |
| 505 | Parkland | 0 | 0 | 0 | 0 | 888 |
| 515 | Prairie State | 0 | 0 | 0 | 0 | 510 |
| 521 | Rend Lake | 0 | 0 | 0 | 111 | 779 |
| 537 | Richland | 0 | 0 | 0 | 129 | 528 |
| 511 | Rock Valley | 0 | 0 | 0 | 0 | 1180 |
| 518 | Sandburg | 0 | 0 | 0 | 86 | 469 |
| 506 | Sauk Valley | 0 | 0 | 0 | 0 | 438 |
| 531 | Shawnee | 0 | 0 | 0 | 29 | 377 |
| 510 | South Suburban | 0 | 0 | 91 | 199 | 1093 |
| 533 | Southeastern | 0 | 0 | 0 | 57 | 805 |
| 534 | Spoon River | 0 | 0 | 0 | 0 | 294 |
| 601 | State | 0 | 0 | 0 | 5 | 145 |
| 504 | Triton | 0 | 0 | 0 | 19 | 1040 |
| 516 | Waubensee | 2 | 0 | 0 | 0 | 889 |
| 539 | Wood | 1 | 0 | 7 | 36 | 359 |
| | TOTALS | 9 | 118 | 248 | 1546 | 36279 |

SOURCE OF DATA: A1 Submission

Section IV

FINANCIAL DATA

Presented in this section are financial data on audited revenues and expenditures, chargeback computations, local tax rates, tuition and fees, and state aid grants.

Tables IV-1 through IV-3 give historical data for annual enrollments, ICCB grants to colleges, and net instructional unit costs.

Table IV-4 shows the fiscal year 1994 reimbursable credit hours for funded instructional categories and the total reimbursable credit hours for each community college district. Reimbursable credit hours are those hours which qualify for state funding.

Tables IV-5 and IV-6 list the state grants received by each community college district during fiscal year 1994 and fiscal year 1995 for each category of grants.

Table IV-7 shows the per capita costs per credit hour, the chargeback rate, and tuition and fee rates for each community college district. Colleges are limited by law to a tuition rate that does not exceed one-third of their per capita costs.

Table IV-8 lists the total 1993 operating tax extensions and the corporate personal property replacement tax paid to each community college district in 1994.

Table IV-9 itemizes each college's 1993 tax levy rates for the Education Fund; Operations and Maintenance Fund; Bond and Interest Fund; Liability, Protection, and Settlement Fund; Audit Fund; and Other Funds.

Table IV-10 details the fiscal year 1994 net instructional unit cost for funded instructional categories for each community college district.

Tables IV-11 through IV-13 show operating revenues by source and operating expenditures by object and function for the Education and Operation and Maintenance Funds as reported in the districts' fiscal year 1994 external audits.

Tables IV-14 through IV-15 present total current funds revenues by source of funds and expenditures by function for each public community college district as reported in the districts' fiscal year 1994 external audit.

Table IV-16 provides data on energy usage and costs for each college for fiscal year 1994.

Illinois Community College Board
Table IV-1
ANNUAL FTE STUDENTS* - FISCAL YEAR 1984 THROUGH FISCAL YEAR 1994

| Dist. No | District | Annual FY 1984 FTE | Annual FY 1985 FTE | Annual FY 1986 FTE | Annual FY 1987 FTE | Annual FY 1988 FTE | Annual FY 1989 FTE | Annual FY 1990 FTE | Annual FY 1991 FTE | Annual FY 1992 FTE | Annual FY 1993 FTE | Annual FY 1994 FTE |
|-------------|------------------|--------------------------|--------------------------|--------------------------|--------------------------|--------------------------|--------------------------|--------------------------|--------------------------|--------------------------|--------------------------|--------------------------|
| 522 | Belleville | 6,247 | 5,967 | 5,309 | 5,406 | 5,639 | 6,040 | 6,335 | 6,691 | 7,378 | 7,782 | 7,393 |
| 503 | Black Hawk | 5,344 | 4,979 | 4,594 | 4,620 | 4,590 | 4,631 | 4,725 | 4,906 | 5,110 | 5,034 | 5,194 |
| 508 | Chicago | 59,991 | 62,001 | 57,054 | 58,571 | 54,079 | 51,429 | 51,831 | 56,147 | 58,754 | 55,902 | 52,403 |
| 507 | Danville | 2,183 | 1,972 | 1,964 | 1,929 | 1,893 | 1,924 | 1,992 | 2,085 | 2,182 | 2,249 | 1,937 |
| 502 | DuPage | 10,619 | 10,290 | 10,291 | 10,532 | 10,981 | 11,936 | 12,811 | 13,424 | 14,019 | 14,395 | 14,024 |
| 509 | Elgin | 3,094 | 2,878 | 2,854 | 2,823 | 2,978 | 3,403 | 3,966 | 4,168 | 4,465 | 4,798 | 4,688 |
| 512 | Harper | 8,748 | 7,705 | 7,249 | 7,123 | 7,301 | 7,723 | 7,923 | 7,847 | 8,218 | 8,183 | 7,970 |
| 519 | Highland | 1,722 | 1,543 | 1,542 | 1,654 | 1,687 | 1,712 | 1,801 | 1,790 | 1,823 | 1,826 | 1,796 |
| 514 | Illinois Central | 6,800 | 6,284 | 6,047 | 6,241 | 6,169 | 6,038 | 6,095 | 6,347 | 6,668 | 6,423 | 6,319 |
| 529 | Illinois Eastern | 5,029 | 4,892 | 5,037 | 4,808 | 4,134 | 4,170 | 4,317 | 4,567 | 4,818 | 4,691 | 4,423 |
| 513 | Illinois Valley | 2,603 | 2,483 | 2,457 | 2,482 | 2,469 | 2,401 | 2,493 | 2,605 | 2,634 | 2,617 | 2,572 |
| 525 | Joliet | 5,834 | 5,278 | 5,185 | 4,958 | 5,181 | 5,283 | 5,332 | 5,512 | 5,621 | 5,827 | 5,578 |
| 520 | Kankakee | 2,344 | 2,281 | 2,468 | 2,526 | 2,560 | 2,385 | 2,457 | 2,661 | 2,871 | 3,037 | 2,829 |
| 501 | Kaskaskia | 1,950 | 1,859 | 1,906 | 2,045 | 2,129 | 2,139 | 2,254 | 2,398 | 2,541 | 2,602 | 2,520 |
| 523 | Kishwaukee | 1,847 | 1,714 | 1,688 | 1,699 | 1,724 | 1,749 | 1,772 | 1,795 | 1,952 | 1,881 | 1,838 |
| 532 | Lake County | 5,237 | 4,701 | 4,584 | 4,664 | 4,701 | 5,001 | 5,552 | 5,733 | 5,865 | 6,032 | 5,870 |
| 517 | Lake Land | 2,563 | 2,442 | 2,520 | 2,582 | 2,742 | 2,708 | 2,890 | 2,992 | 3,217 | 3,231 | 3,276 |
| 536 | Lewis & Clark | 2,858 | 2,609 | 2,629 | 2,589 | 2,496 | 2,527 | 2,800 | 2,985 | 3,109 | 3,069 | 2,852 |
| 526 | Lincoln Land | 3,504 | 3,313 | 3,380 | 3,519 | 3,718 | 3,805 | 3,842 | 4,102 | 4,346 | 4,467 | 4,335 |
| 530 | Logan | 1,970 | 1,962 | 2,035 | 2,187 | 2,412 | 2,771 | 2,983 | 3,271 | 3,383 | 3,460 | 3,379 |
| 528 | McHenry | 1,759 | 1,519 | 1,398 | 1,453 | 1,407 | 1,537 | 1,737 | 1,949 | 2,267 | 2,449 | 2,499 |
| 524 | Moraine Valley | 6,821 | 6,491 | 6,495 | 6,513 | 6,379 | 7,035 | 7,402 | 7,776 | 8,123 | 8,084 | 7,406 |
| 527 | Morton | 1,755 | 1,543 | 1,457 | 1,445 | 1,409 | 1,573 | 1,760 | 1,869 | 1,993 | 1,923 | 1,845 |
| 535 | Oakton | 5,585 | 4,852 | 4,556 | 4,875 | 4,783 | 5,329 | 5,781 | 5,960 | 6,146 | 6,327 | 6,289 |
| 505 | Parkland | 4,310 | 4,132 | 4,051 | 4,155 | 4,116 | 4,505 | 4,831 | 4,905 | 5,675 | 5,477 | 5,139 |
| 515 | Prairie State | 2,984 | 2,760 | 2,324 | 2,231 | 2,378 | 2,447 | 2,542 | 2,851 | 3,042 | 3,029 | 2,840 |
| 521 | Rend Lake | 1,551 | 1,565 | 1,704 | 1,822 | 1,914 | 1,942 | 2,061 | 2,180 | 2,266 | 2,138 | 2,219 |
| 537 | Richland | 1,590 | 1,481 | 1,493 | 1,597 | 1,636 | 1,720 | 1,883 | 1,963 | 2,167 | 2,220 | 2,064 |
| 511 | Rock Valley | 4,050 | 3,548 | 3,433 | 3,573 | 3,548 | 3,664 | 3,849 | 4,117 | 4,316 | 4,321 | 4,369 |
| 518 | Sandburg | 1,853 | 1,832 | 1,658 | 1,687 | 1,645 | 1,659 | 1,605 | 1,684 | 1,800 | 1,794 | 1,636 |
| 506 | Sauk Valley | 1,820 | 1,565 | 1,592 | 1,628 | 1,677 | 1,652 | 1,646 | 1,792 | 1,873 | 1,744 | 1,567 |
| 531 | Shawnee | 1,054 | 968 | 1,059 | 1,096 | 965 | 945 | 964 | 1,099 | 1,364 | 1,396 | 1,400 |
| 510 | South Suburban | 5,010 | 4,479 | 4,024 | 3,399 | 3,416 | 3,884 | 4,012 | 4,204 | 4,759 | 5,106 | 4,984 |
| 533 | Southeastern | 1,741 | 1,801 | 1,997 | 2,126 | 2,224 | 2,180 | 2,296 | 2,348 | 2,320 | 2,245 | 2,300 |
| 534 | Spoon River | 1,229 | 1,131 | 1,012 | 1,099 | 1,089 | 1,066 | 1,086 | 1,283 | 1,382 | 1,457 | 1,274 |
| 504 | Triton | 10,745 | 9,709 | 8,766 | 8,342 | 8,183 | 8,183 | 8,185 | 8,391 | 8,266 | 8,236 | 7,489 |
| 516 | Waubesaee | 2,633 | 2,447 | 2,350 | 2,184 | 2,270 | 2,526 | 2,875 | 3,007 | 3,104 | 3,267 | 3,363 |
| 539 | Wood | 1,847 | 1,600 | 1,412 | 1,477 | 1,381 | 1,382 | 1,466 | 1,490 | 1,522 | 1,386 | 1,261 |
| TOTALS | | 198,824 | 190,576 | 181,686 | 183,660 | 180,003 | 183,004 | 190,152 | 200,894 | 211,359 | 210,105 | 201,140 |

*Calculated from reimbursable credit hours.
SOURCE OF DATA: ICCB Credit Hour Claims

Illinois Community College Board

Table IV-2

TOTAL ICCB GRANTS PAID TO COMMUNITY COLLEGE DISTRICTS
FISCAL YEAR 1988 THROUGH FISCAL YEAR 1995

| Dist. No. | District | FY 1988 Total Grants | FY 1989 Total Grants | FY 1990 Total Grants | FY 1991 Total Grants | FY 1992 Total Grants | FY 1993 Total Grants | FY 1994 Total Grants | FY 1995 Total Grants |
|--------------|------------------|-------------------------|-------------------------|-------------------------|-------------------------|-------------------------|-------------------------|-------------------------|-------------------------|
| 522 | Belleville | \$ 5,488,308 | \$ 5,949,314 | \$ 7,785,142 | \$ 8,741,657 | \$ 8,912,403 | \$ 8,930,408 | \$ 9,996,639 | \$ 11,588,232 |
| 503 | Black Hawk | 4,667,352 | 5,179,549 | 6,653,922 | 7,156,716 | 7,011,571 | 6,978,585 | 7,340,297 | 7,560,329 |
| 508 | Chicago | 57,517,807 | 61,572,425 | 61,324,017 | 57,569,071 | 53,763,432 | 56,160,170 | 56,489,317 | 55,307,152 |
| 507 | Danville | 2,441,409 | 2,448,225 | 3,007,904 | 3,147,507 | 3,189,140 | 3,146,845 | 3,288,457 | 3,491,144 |
| 502 | DuPage | 9,172,630 | 9,756,277 | 11,712,802 | 12,028,986 | 12,051,255 | 11,939,840 | 11,964,764 | 12,627,767 |
| 509 | Elgin | 2,524,619 | 2,644,557 | 3,146,113 | 3,409,520 | 3,714,451 | 3,640,406 | 3,836,507 | 4,201,372 |
| 512 | Harper | 6,184,972 | 6,339,670 | 7,370,894 | 7,446,182 | 7,095,854 | 6,595,465 | 6,742,589 | 6,865,061 |
| 519 | Highland | 1,713,605 | 1,977,193 | 2,552,896 | 2,717,504 | 2,769,746 | 2,491,418 | 2,458,116 | 2,584,034 |
| 514 | Illinois Central | 5,630,793 | 6,642,697 | 8,351,947 | 8,248,636 | 7,679,254 | 7,577,320 | 7,652,605 | 7,776,102 |
| 529 | Illinois Eastern | 6,540,030 | 6,553,613 | 7,440,812 | 7,394,141 | 7,443,518 | 7,523,449 | 7,893,756 | 8,289,703 |
| 513 | Illinois Valley | 2,258,562 | 2,380,694 | 2,733,035 | 2,570,653 | 2,440,673 | 2,492,913 | 2,438,812 | 2,473,722 |
| 525 | Joliet | 4,641,532 | 4,624,545 | 5,518,008 | 5,349,311 | 5,031,849 | 4,867,164 | 4,829,447 | 5,115,972 |
| 520 | Kankakee | 3,039,397 | 3,406,407 | 4,266,454 | 4,139,209 | 3,984,002 | 3,897,761 | 4,355,528 | 4,927,588 |
| 501 | Kaskaskia | 2,270,659 | 2,648,851 | 3,552,211 | 3,675,774 | 3,690,756 | 3,813,223 | 4,139,871 | 4,331,001 |
| 523 | Kishwaukee | 2,028,146 | 2,180,420 | 2,726,732 | 2,874,913 | 2,729,376 | 2,455,612 | 2,554,458 | 2,494,373 |
| 532 | Lake County | 4,165,428 | 4,432,890 | 5,042,613 | 5,084,443 | 5,225,514 | 5,035,053 | 5,027,855 | 5,266,182 |
| 517 | Lake Land | 2,504,950 | 2,859,552 | 3,556,626 | 3,609,424 | 3,829,689 | 3,755,129 | 4,209,942 | 4,591,794 |
| 536 | Lewis & Clark | 2,404,490 | 2,514,417 | 2,986,116 | 3,030,806 | 3,418,863 | 3,289,051 | 3,342,042 | 3,529,624 |
| 526 | Lincoln Land | 3,085,768 | 3,347,896 | 4,047,238 | 3,959,795 | 3,777,511 | 3,804,974 | 3,874,207 | 4,051,525 |
| 530 | Logan | 2,652,214 | 3,018,741 | 4,367,886 | 5,354,910 | 5,410,548 | 6,041,715 | 6,232,524 | 6,784,207 |
| 528 | McHenry | 1,259,167 | 1,357,981 | 1,559,257 | 1,559,257 | 1,623,317 | 1,766,576 | 1,982,642 | 2,147,914 |
| 524 | Moraine Valley | 6,196,410 | 6,040,883 | 6,825,118 | 7,191,191 | 7,426,585 | 7,093,419 | 7,230,433 | 7,327,879 |
| 527 | Morton | 1,373,965 | 1,406,069 | 1,650,843 | 1,665,352 | 1,819,208 | 1,709,953 | 1,811,652 | 1,833,487 |
| 535 | Oakton | 3,922,925 | 4,298,212 | 4,745,844 | 5,069,275 | 5,176,328 | 4,950,623 | 5,000,129 | 5,291,025 |
| 505 | Parikland | 3,672,426 | 3,993,741 | 4,606,778 | 5,076,206 | 5,457,576 | 4,911,077 | 5,954,200 | 6,138,854 |
| 515 | Prairie State | 2,176,667 | 2,181,527 | 2,697,611 | 2,657,011 | 2,578,497 | 2,625,273 | 2,752,858 | 2,763,692 |
| 521 | Rend Lake | 2,287,691 | 2,778,793 | 3,628,533 | 3,703,699 | 3,848,469 | 3,920,115 | 4,041,847 | 4,108,903 |
| 537 | Richland | 1,315,766 | 1,459,737 | 1,703,419 | 1,702,556 | 1,741,509 | 1,734,528 | 1,865,178 | 1,943,716 |
| 511 | Rock Valley | 3,044,430 | 3,370,822 | 3,844,650 | 3,796,127 | 3,738,825 | 3,753,256 | 3,793,454 | 3,847,896 |
| 518 | Sandburg | 1,503,845 | 1,710,386 | 1,998,933 | 2,134,847 | 2,031,043 | 1,917,516 | 2,129,184 | 2,233,779 |
| 506 | Sauk Valley | 1,652,739 | 1,649,428 | 2,267,996 | 2,407,280 | 2,230,739 | 2,217,439 | 2,295,426 | 2,327,003 |
| 531 | Shawnee | 1,566,790 | 1,637,222 | 1,840,374 | 1,879,912 | 1,783,995 | 1,896,714 | 2,468,869 | 2,690,240 |
| 510 | South Suburban | 4,352,303 | 3,829,963 | 3,873,867 | 4,963,177 | 4,878,025 | 4,383,016 | 4,984,812 | 6,173,345 |
| 533 | Southeastern | 2,611,274 | 3,063,929 | 3,976,109 | 4,105,638 | 4,074,090 | 3,977,343 | 4,024,591 | 4,178,918 |
| 534 | Spoon River | 969,928 | 1,233,080 | 1,583,636 | 1,669,153 | 1,599,810 | 1,659,284 | 1,633,330 | 1,796,487 |
| 504 | Triton | 7,974,853 | 8,240,699 | 9,430,380 | 8,888,685 | 8,399,833 | 7,920,530 | 7,635,909 | 7,768,211 |
| 516 | Waubesaee | 2,064,852 | 2,007,310 | 2,314,481 | 2,470,457 | 2,613,578 | 2,570,435 | 2,618,486 | 2,824,993 |
| 539 | Wood | 1,593,179 | 1,844,849 | 2,112,309 | 2,275,404 | 2,229,467 | 2,006,101 | 1,930,584 | 1,951,200 |
| | TOTALS | \$180,451,881 | \$192,592,564 | \$218,762,850 | \$220,724,385 | \$216,420,299 | \$215,449,701 | \$222,821,316 | \$231,204,426 |

SOURCE OF DATA: ICCB Financial Records

Illinois Community College Board
Table IV-3
NET INSTRUCTIONAL UNIT COST IN ILLINOIS PUBLIC COMMUNITY COLLEGES
SINCE FISCAL YEAR 1988

| Dist. No. | District/College | FY 1988 | FY 1989 | FY 1990 | FY 1991 | FY 1992 | FY 1993 | FY 1994 |
|----------------|------------------|----------|----------|----------|----------|----------|----------|----------|
| 522 | Belleville | \$ 90.89 | \$ 90.60 | \$ 97.55 | \$103.48 | \$105.82 | \$106.73 | \$115.93 |
| 503 | Black Hawk | 97.93 | 107.02 | 114.81 | 127.88 | 130.94 | 141.07 | 142.18 |
| | East | 114.06 | 150.96 | 151.57 | 160.34 | - | - | - |
| | Quad Cities | 95.08 | 100.06 | 109.4 | 123 | - | - | - |
| 508 | Chicago | 88.4 | 98.7 | 108.77 | 109.06 | 108.75 | 114.61 | 117.08 |
| | City-Wide | 78.18 | 89.4 | 100.77 | 96.92 | 98.77 | 120.08 | - |
| | Daley | 97.94 | 110.99 | 121.44 | 121.05 | 123.14 | 141.6 | 126.79 |
| | Kennedy-King | 88.27 | 99.56 | 109.84 | 106.75 | 99.11 | 112.86 | 110.60 |
| | Malcolm X | 74.38 | 83.81 | 93.68 | 98.68 | 97.42 | 92.7 | 101.73 |
| | Olive-Harvey | 86.74 | 94.55 | 104.45 | 107.37 | 112.58 | 118.69 | 131.97 |
| | Truman | 82.64 | 90.91 | 100.86 | 102.02 | 101.52 | 101.94 | 107.78 |
| | Washington | 128.12 | 137.87 | 147.36 | 144.34 | 144.83 | 148.13 | 135.42 |
| | Wright | 111.45 | 127.67 | 131.82 | 131.27 | 127.23 | 122.91 | 127.13 |
| 507 | Danville | 114.2 | 117.55 | 126.02 | 135.58 | 120.96 | 129.93 | 143.97 |
| 502 | DuPage | 100.01 | 98.95 | 101.9 | 110.63 | 120.35 | 124.26 | 134.86 |
| 509 | Elgin | 120.54 | 119.89 | 116.78 | 129.03 | 133.46 | 138.97 | 144.08 |
| 512 | Harper | 127.43 | 130.54 | 138.01 | 158.78 | 161.06 | 163.08 | 178.72 |
| 519 | Highland | 98.15 | 112.47 | 115.74 | 122.28 | 131.08 | 143.01 | 140.88 |
| 514 | Illinois Central | 101.44 | 112.35 | 115.99 | 124.92 | 124.83 | 133.16 | 152.64 |
| 529 | Illinois Eastern | 84.01 | 75.74 | 85.54 | 84.56 | 85.63 | 85.37 | 93.40 |
| | Frontier | 72.59 | 62.33 | 69.49 | 67.53 | 98.27 | 62.69 | 75.06 |
| | Lincoln Trail | 105.75 | 97.96 | 109.84 | 111.75 | 104.07 | 103.93 | 114.64 |
| | Olney Central | 99.41 | 90.11 | 101.53 | 111.64 | 78.24 | 101.98 | 105.90 |
| | Wabash Valley | 70.46 | 64.14 | 73.14 | 66.89 | 64.91 | 77.32 | 83.15 |
| 513 | Illinois Valley | 94.62 | 104.2 | 110.19 | 111.11 | 111.82 | 118.81 | 128.77 |
| 525 | Joliet | 121.07 | 136.09 | 122.41 | 142.08 | 143.86 | 145.15 | 158.98 |
| 520 | Kankakee | 75.79 | 96.62 | 92.89 | 95.39 | 93.29 | 92.69 | 102.81 |
| 501 | Kaskaskia | 101.74 | 106.63 | 108.75 | 110.66 | 112.59 | 111.56 | 123.75 |
| 523 | Kishwaukee | 115.42 | 122.06 | 127.56 | 134.01 | 123.83 | 131.17 | 144.26 |
| 532 | Lake County | 131.13 | 126.17 | 133.44 | 152.45 | 162.59 | 157.02 | 181.14 |
| 517 | Lake Land | 92.34 | 96.01 | 95.8 | 99.53 | 102.05 | 103.17 | 126.53 |
| 536 | Lewis & Clark | 101.64 | 118.95 | 111.09 | 103.96 | 98.82 | 109.91 | 124.33 |
| 526 | Lincoln Land | 103.42 | 105.83 | 112.2 | 123.39 | 116.48 | 117.79 | 132.62 |
| 530 | Logan | 98.55 | 100.39 | 104.48 | 106.18 | 119.28 | 111.12 | 124.19 |
| 528 | McHenry | 109.35 | 120.9 | 123.85 | 151.84 | 132.52 | 134.45 | 143.67 |
| 524 | Moraine Valley | 94.92 | 117.12 | 112.93 | 137.39 | 159.83 | 136.17 | 160.72 |
| 527 | Morton | 130.83 | 128.46 | 137.92 | 140.2 | 141.87 | 145.58 | 155.63 |
| 535 | Oakton | 120.89 | 123.49 | 125.2 | 134.13 | 132.92 | 127.85 | 133.86 |
| 505 | Parkland | 134.98 | 131.58 | 127.21 | 137.44 | 125.15 | 146.46 | 154.08 |
| 515 | Prairie State | 119.13 | 122.28 | 126.02 | 122.63 | 125.97 | 133.69 | 143.42 |
| 521 | Rend Lake | 102.47 | 109.29 | 120.65 | 112.98 | 99.83 | 120.32 | 120.69 |
| 537 | Richland | 121.92 | 130.24 | 132.88 | 132.99 | 114.97 | 113.07 | 134.40 |
| 511 | Rock Valley | 120.99 | 135.04 | 138.32 | 133.76 | 138.16 | 147.55 | 151.39 |
| 518 | Sandburg | 108.42 | 109.65 | 125.89 | 122.93 | 124.45 | 130.58 | 130.58 |
| 506 | Sauk Valley | 115.71 | 120.25 | 124.04 | 127.63 | 134.54 | 138.56 | 154.96 |
| 531 | Shawnee | 92.22 | 95.29 | 110.81 | 111.53 | 116.51 | 70.54 | 136.07 |
| 510 | South Suburban | 117.96 | 117.97 | 141.43 | 128.96 | 129.71 | 133.81 | 141.00 |
| 533 | Southeastern | 83.82 | 96.04 | 98.79 | 108.78 | 114.7 | 120.55 | 127.15 |
| 534 | Spoon River | 116.07 | 116.53 | 134.29 | 130.04 | 116.3 | 119.2 | 127.38 |
| 601 | State | 136.66 | 147.78 | 159.35 | 160.09 | 189.53 | 154.71 | DNA |
| 504 | Triton | 131.03 | 132.64 | 143.34 | 146.59 | 149 | 154.41 | 160.88 |
| 516 | Waubensee | 162.54 | 143.3 | 130.48 | 137.49 | 150.74 | 163.18 | 156.89 |
| 539 | Wood | 121.83 | 124.72 | 134.48 | 137.86 | 140.43 | 147.42 | 162.90 |
| STATE AVERAGES | | \$103.92 | \$110.53 | \$116.16 | \$121.74 | \$123.44 | \$126.88 | \$136.09 |

SOURCE OF DATA: Unit Cost Reports

Illinois Community College Board

Table IV-4

FISCAL YEAR 1994 TOTAL REIMBURSABLE CREDIT HOURS*

| <u>Dist. No.</u> | <u>District</u> | <u>Bacca- laureate</u> | <u>Business</u> | <u>Technical</u> | <u>Health</u> | <u>Remedial</u> | <u>ABE/ASE</u> | <u>Total</u> |
|----------------------|------------------|----------------------------|-----------------|------------------|---------------|-----------------|----------------|--------------|
| 522 | Belleville | 134,804 | 21,005 | 34,732 | 11,861 | 12,318 | 7,065 | 221,785 |
| 503 | Black Hawk | 83,642 | 12,142 | 19,082 | 8,171 | 7,589 | 25,196 | 155,822 |
| 508 | Chicago | 385,258 | 60,319 | 79,589 | 55,284 | 64,883 | 926,757 | 1,572,090 |
| 507 | Danville | 34,918 | 6,307 | 7,200 | 1,547 | 3,156 | 4,972 | 58,100 |
| 502 | DuPage | 281,396 | 32,493 | 61,905 | 14,456 | 12,464 | 17,993 | 420,707 |
| 509 | Elgin | 75,203 | 11,421 | 19,164 | 7,217 | 4,455 | 23,167 | 140,627 |
| 512 | Harper | 166,672 | 21,097 | 16,251 | 8,201 | 12,395 | 14,493 | 239,109 |
| 519 | Highland | 33,366 | 3,115 | 5,385 | 3,124 | 3,902 | 5,001 | 53,893 |
| 514 | Illinois Central | 129,301 | 18,840 | 21,815 | 8,212 | 7,845 | 3,562 | 189,575 |
| 529 | Illinois Eastern | 63,692 | 10,527 | 34,017 | 15,754 | 3,377 | 5,318 | 132,685 |
| 513 | Illinois Valley | 51,799 | 5,279 | 10,521 | 4,756 | 3,290 | 1,510 | 77,155 |
| 525 | Joliet | 104,712 | 10,741 | 24,498 | 6,046 | 10,206 | 11,130 | 167,333 |
| 520 | Kankakee | 32,440 | 6,584 | 7,000 | 8,784 | 5,448 | 24,603 | 84,859 |
| 501 | Kaskaskia | 43,303 | 6,204 | 10,090 | 9,781 | 2,620 | 3,587 | 75,585 |
| 523 | Kishwaukee | 33,279 | 3,265 | 7,507 | 3,840 | 2,668 | 4,572 | 55,131 |
| 532 | Lake County | 115,440 | 10,756 | 19,836 | 8,027 | 10,346 | 11,684 | 176,089 |
| 517 | Lake Land | 54,641 | 9,066 | 19,700 | 8,951 | 3,625 | 2,297 | 98,280 |
| 536 | Lewis & Clark | 50,563 | 7,473 | 7,832 | 6,326 | 6,964 | 6,400 | 85,558 |
| 526 | Lincoln Land | 86,648 | 7,439 | 19,954 | 6,741 | 6,277 | 3,003 | 130,062 |
| 530 | Logan | 68,099 | 10,099 | 9,895 | 6,047 | 2,459 | 4,773 | 101,372 |
| 528 | McHenry | 50,566 | 7,333 | 6,681 | 2,377 | 2,608 | 5,448 | 74,983 |
| 524 | Moraine Valley | 152,377 | 15,062 | 19,058 | 14,571 | 8,641 | 12,481 | 222,190 |
| 527 | Morton | 32,921 | 3,361 | 4,299 | 4,583 | 1,237 | 8,941 | 55,342 |
| 535 | Oakton | 112,854 | 13,141 | 18,131 | 6,733 | 12,922 | 24,902 | 188,683 |
| 505 | Parkland | 98,273 | 11,250 | 15,533 | 12,898 | 12,868 | 3,348 | 154,170 |
| 515 | Prairie State | 53,338 | 4,925 | 8,011 | 6,620 | 5,039 | 7,265 | 85,198 |
| 521 | Rend Lake | 35,044 | 6,241 | 13,445 | 6,601 | 2,993 | 2,247 | 66,571 |
| 537 | Richland | 39,576 | 4,788 | 6,665 | 1,115 | 5,951 | 3,810 | 61,905 |
| 511 | Rock Valley | 82,977 | 10,724 | 18,927 | 5,026 | 8,837 | 4,571 | 131,062 |
| 518 | Sandburg | 26,832 | 4,332 | 5,249 | 5,964 | 1,798 | 4,919 | 49,094 |
| 506 | Sauk Valley | 29,565 | 4,334 | 4,902 | 3,739 | 3,282 | 1,199 | 47,021 |
| 531 | Shawnee | 24,753 | 5,709 | 3,186 | 4,924 | 1,530 | 1,891 | 41,993 |
| 510 | South Suburban | 72,709 | 12,093 | 9,837 | 13,148 | 13,597 | 28,148 | 149,532 |
| 533 | Southeastern | 29,967 | 6,707 | 16,459 | 9,448 | 2,613 | 3,808 | 69,002 |
| 534 | Spoon River | 24,430 | 4,092 | 4,200 | 2,453 | 1,434 | 1,623 | 38,232 |
| 504 | Triton | 114,170 | 17,005 | 29,752 | 23,979 | 13,195 | 26,564 | 224,665 |
| 516 | Waubensee | 54,287 | 11,936 | 7,737 | 5,418 | 4,995 | 16,522 | 100,895 |
| 539 | Wood | 19,698 | 4,620 | 5,428 | 3,048 | 2,428 | 2,608 | 37,830 |
| STATE TOTALS | | 3,083,513 | 421,795 | 633,473 | 335,771 | 292,255 | 1,267,378 | 6,034,185 |

*The credit hours used for funding purposes may not be the same as presented in this table.

SOURCE OF DATA: ICCB Credit Hour Claims

Illinois Community College Board

Table IV-5

SUMMARY OF FISCAL YEAR 1994 ICCB GRANTS TO
ILLINOIS PUBLIC COMMUNITY COLLEGES

| Dist. No. | District | Credit Hour Grants | Equalization Grants | Special Populations Grants | Workforce Development Grants | Advanced Technology Equipment Grants | Retirees Health Insurance Grants | Total Grants |
|---------------------|------------------|-----------------------|------------------------|----------------------------------|------------------------------------|---|---|-----------------|
| 522 | Belleville | \$ 6,085,681 | \$ 3,429,156 | \$ 114,045 | \$ 140,181 | \$ 171,449 | \$ 56,127 | \$ 9,996,639 |
| 503 | Black Hawk | 3,947,459 | 2,978,710 | 162,378 | 91,804 | 92,593 | 67,353 | 7,340,297 |
| 508 | Chicago | 35,718,481 | 13,769,489 | 5,505,954 | 386,406 | 572,808 | 536,179 | 56,489,317 |
| 507 | Danville | 1,767,713 | 1,307,368 | 59,472 | 61,380 | 43,000 | 49,524 | 3,288,457 |
| 502 | DuPage | 11,226,645 | 0 | 154,918 | 196,488 | 263,233 | 123,480 | 11,964,764 |
| 509 | Elgin | 3,478,455 | 0 | 145,860 | 87,057 | 84,856 | 40,279 | 3,836,507 |
| 512 | Harper | 6,277,288 | 0 | 160,374 | 104,491 | 113,274 | 87,162 | 6,742,589 |
| 519 | Highland | 1,539,644 | 741,016 | 56,454 | 54,393 | 31,612 | 34,997 | 2,458,116 |
| 514 | Illinois Central | 5,374,492 | 1,902,264 | 72,173 | 108,535 | 119,865 | 75,276 | 7,652,605 |
| 529 | Illinois Eastern | 4,126,618 | 3,322,638 | 133,912 | 123,967 | 145,021 | 41,600 | 7,893,756 |
| 513 | Illinois Valley | 2,239,596 | 0 | 44,458 | 64,968 | 48,850 | 40,340 | 2,438,812 |
| 525 | Joliet | 4,413,374 | 0 | 151,254 | 93,258 | 94,964 | 76,597 | 4,829,447 |
| 520 | Kankakee | 2,231,860 | 1,826,154 | 153,634 | 68,113 | 53,976 | 21,791 | 4,355,528 |
| 501 | Kaskaskia | 2,352,534 | 1,572,808 | 44,727 | 75,208 | 65,540 | 29,054 | 4,139,871 |
| 523 | Kishwaukee | 1,645,689 | 728,313 | 66,765 | 57,890 | 37,312 | 18,489 | 2,554,458 |
| 532 | Lake County | 4,679,951 | 0 | 127,055 | 91,855 | 92,676 | 36,318 | 5,027,855 |
| 517 | Lake Land | 2,740,984 | 1,204,332 | 47,774 | 87,574 | 85,697 | 43,581 | 4,209,942 |
| 536 | Lewis & Clark | 2,497,028 | 578,199 | 98,879 | 71,485 | 59,473 | 36,978 | 3,342,042 |
| 526 | Lincoln Land | 3,602,261 | 0 | 59,952 | 84,471 | 80,640 | 46,883 | 3,874,207 |
| 530 | Logan | 2,674,069 | 3,356,844 | 59,222 | 69,555 | 56,326 | 16,508 | 6,232,524 |
| 528 | McHenry | 1,817,294 | 0 | 54,779 | 56,703 | 35,377 | 18,489 | 1,982,642 |
| 524 | Moraine Valley | 6,753,440 | 0 | 121,951 | 131,329 | 157,021 | 66,692 | 7,230,433 |
| 527 | Morton | 1,582,030 | 0 | 92,967 | 53,064 | 29,445 | 54,146 | 1,811,652 |
| 535 | Oakton | 4,582,520 | 0 | 192,596 | 91,430 | 91,983 | 41,600 | 5,000,129 |
| 505 | Parkland | 4,765,768 | 836,749 | 104,704 | 100,284 | 106,416 | 40,279 | 5,954,200 |
| 515 | Prairie State | 2,482,565 | 0 | 92,605 | 67,159 | 52,421 | 58,108 | 2,752,858 |
| 521 | Rend Lake | 2,064,784 | 1,761,534 | 50,081 | 75,310 | 65,706 | 24,432 | 4,041,847 |
| 537 | Richland | 1,697,820 | 0 | 71,247 | 54,219 | 31,327 | 10,565 | 1,865,178 |
| 511 | Rock Valley | 3,481,430 | 0 | 85,683 | 86,913 | 84,621 | 54,807 | 3,793,454 |
| 513 | Sandburg | 1,549,986 | 404,038 | 56,817 | 57,148 | 36,103 | 25,092 | 2,129,184 |
| 506 | Sauk Valley | 1,626,307 | 490,962 | 48,813 | 60,327 | 41,284 | 27,733 | 2,295,426 |
| 531 | Shawnee | 1,195,712 | 1,143,523 | 41,450 | 51,205 | 26,414 | 10,565 | 2,468,869 |
| 510 | South Suburban | 3,756,277 | 817,673 | 180,272 | 84,010 | 79,888 | 66,692 | 4,984,812 |
| 533 | Southeastern | 2,140,901 | 1,564,515 | 46,701 | 81,496 | 75,791 | 15,187 | 4,024,591 |
| 534 | Spoon River | 1,208,424 | 280,562 | 35,925 | 54,630 | 31,998 | 21,791 | 1,633,330 |
| 504 | Triton | 6,972,768 | 0 | 244,005 | 143,899 | 177,510 | 97,727 | 7,635,909 |
| 516 | Waubensee | 2,346,427 | 0 | 116,680 | 68,468 | 54,555 | 32,356 | 2,618,486 |
| 539 | Wood | 1,355,672 | 417,328 | 43,463 | 63,326 | 46,173 | 4,622 | 1,930,584 |
| District Totals | | \$159,999,946 | \$44,534,175 | \$9,099,999 | \$3,499,999 | \$3,537,198 | \$2,149,999 | \$222,821,316 |
| Heartland | | | | | | | | 1,339,800 |
| Special Initiatives | | | | 300,000 | 300,000 | | | 600,000 |
| Rounding | | 54 | 125 | 1 | 1 | 2 | 1 | 184 |
| TOTALS | | \$160,000,000 | \$44,534,300 | \$9,400,000 | \$3,800,000 | \$3,537,200 | \$2,150,000 | \$224,761,300 |

SOURCE OF DATA: ICCB Financial Records

Illinois Community College Board

Table IV-6

SUMMARY OF FISCAL YEAR 1995 ICCB GRANTS TO
ILLINOIS PUBLIC COMMUNITY COLLEGES

| Dist. No. | District | Credit Hour Grants | Equalization Grants | Special Populations Grants | Workforce Development Grants | Advanced Technology Equipment Grants | Retirees Health Insurance Grants | Total Grants |
|---------------------|------------------|-----------------------|------------------------|----------------------------------|------------------------------------|---|---|-----------------|
| 522 | Belleville | \$ 6,438,153 | \$ 4,582,494 | \$ 132,388 | \$ 169,659 | \$ 201,737 | \$ 63,801 | \$ 11,588,232 |
| 503 | Black Hawk | 3,966,785 | 3,102,537 | 200,430 | 108,236 | 109,717 | 72,624 | 7,560,329 |
| 508 | Chicago | 36,400,673 | 11,240,303 | 6,007,044 | 455,556 | 630,047 | 573,529 | 55,307,152 |
| 507 | Danville | 1,820,906 | 1,433,799 | 68,434 | 67,321 | 48,422 | 52,262 | 3,491,144 |
| 502 | DuPage | 11,752,979 | 0 | 191,279 | 236,183 | 301,398 | 145,928 | 12,627,767 |
| 509 | Elgin | 3,765,490 | 0 | 188,843 | 100,317 | 97,853 | 48,869 | 4,201,372 |
| 512 | Harper | 6,343,566 | 0 | 178,397 | 119,479 | 126,560 | 97,059 | 6,865,061 |
| 519 | Highland | 1,530,073 | 862,381 | 65,142 | 56,931 | 32,855 | 36,652 | 2,584,034 |
| 514 | Illinois Central | 5,239,922 | 2,110,682 | 79,555 | 123,335 | 132,337 | 90,271 | 7,776,102 |
| 529 | Illinois Eastern | 4,243,001 | 3,547,718 | 130,886 | 147,962 | 169,231 | 50,905 | 8,289,703 |
| 513 | Illinois Valley | 2,258,354 | 0 | 46,724 | 70,837 | 53,689 | 44,118 | 2,473,722 |
| 525 | Joliet | 4,646,081 | 0 | 169,800 | 107,969 | 109,317 | 82,805 | 5,115,972 |
| 520 | Kankakee | 2,368,558 | 2,196,033 | 200,886 | 76,373 | 61,982 | 23,756 | 4,927,588 |
| 501 | Kaskaskia | 2,423,436 | 1,659,389 | 50,290 | 86,075 | 76,517 | 35,294 | 4,331,001 |
| 523 | Kishwaukee | 1,623,427 | 682,280 | 66,991 | 60,730 | 38,547 | 22,398 | 2,494,373 |
| 532 | Lake County | 4,863,009 | 0 | 145,183 | 106,874 | 107,677 | 43,439 | 5,266,182 |
| 517 | Lake Land | 2,828,189 | 1,462,407 | 48,858 | 101,624 | 99,811 | 50,905 | 4,591,794 |
| 536 | Lewis & Clark | 2,489,423 | 754,719 | 103,969 | 77,619 | 63,849 | 40,045 | 3,529,624 |
| 526 | Lincoln Land | 3,734,963 | 0 | 73,838 | 96,960 | 92,823 | 52,941 | 4,051,525 |
| 530 | Logan | 2,803,228 | 3,748,504 | 64,522 | 79,527 | 66,707 | 21,719 | 6,784,207 |
| 528 | McHenry | 1,958,469 | 0 | 64,637 | 63,071 | 42,054 | 19,683 | 2,147,914 |
| 524 | Moraine Valley | 6,799,601 | 0 | 136,169 | 147,249 | 168,163 | 76,697 | 7,327,879 |
| 527 | Morton | 1,598,228 | 0 | 86,144 | 57,314 | 33,430 | 58,371 | 1,833,487 |
| 535 | Oakton | 4,802,903 | 0 | 226,321 | 105,683 | 105,892 | 50,226 | 5,291,025 |
| 505 | Parkland | 4,652,208 | 1,095,619 | 107,771 | 112,913 | 116,723 | 53,620 | 6,138,854 |
| 515 | Prairie State | 2,481,249 | 0 | 98,927 | 71,900 | 55,281 | 56,335 | 2,763,692 |
| 521 | Rend Lake | 2,003,801 | 1,868,269 | 51,530 | 82,668 | 71,413 | 31,222 | 4,108,903 |
| 537 | Richland | 1,750,316 | 0 | 79,006 | 61,891 | 40,286 | 12,217 | 1,943,716 |
| 511 | Rock Valley | 3,506,480 | 0 | 90,138 | 98,482 | 95,104 | 57,692 | 3,847,896 |
| 518 | Sandburg | 1,559,902 | 479,087 | 67,792 | 61,502 | 39,704 | 25,792 | 2,233,779 |
| 506 | Sauk Valley | 1,558,135 | 578,144 | 52,408 | 63,859 | 43,235 | 31,222 | 2,327,003 |
| 531 | Shawnee | 1,248,088 | 1,295,203 | 41,594 | 58,544 | 35,273 | 11,538 | 2,690,240 |
| 510 | South Suburban | 4,063,835 | 1,604,823 | 238,775 | 99,178 | 96,146 | 70,588 | 6,173,345 |
| 533 | Southeastern | 2,172,062 | 1,760,982 | 51,514 | 92,271 | 85,799 | 16,290 | 4,178,918 |
| 534 | Spoon River | 1,282,223 | 349,501 | 39,707 | 60,725 | 38,539 | 25,792 | 1,796,487 |
| 504 | Triton | 7,009,273 | 0 | 282,276 | 166,967 | 197,704 | 111,991 | 7,768,211 |
| 516 | Waubensee | 2,522,110 | 0 | 125,113 | 78,566 | 65,267 | 33,937 | 2,824,993 |
| 539 | Wood | 1,293,411 | 487,042 | 46,719 | 67,649 | 48,913 | 7,466 | 1,951,200 |
| District Totals | | \$163,802,510 | \$46,901,916 | \$10,100,000 | \$3,999,999 | \$4,000,002 | \$2,399,999 | \$231,204,426 |
| Special Initiatives | | | | 400,000 | 500,000 | | | 900,000 |
| Heartland | | | | | | | | 1,466,000 |
| Rounding | | (10) | 84 | | 1 | (2) | | 74 |
| TOTALS | | \$163,802,500 | \$46,902,000 | \$10,500,000 | \$4,500,000 | \$4,000,000 | \$2,399,999 | \$233,570,500 |

SOURCE OF DATA: ICCB Financial Records

Illinois Community College Board

Table IV-7

PER CAPITA COSTS, CHARGEBACK RATES, AND STUDENT TUITION AND
FEE RATES AT ILLINOIS PUBLIC COMMUNITY COLLEGE DISTRICTS

| <u>Dist. No.</u> | <u>District</u> | <u>FY 1994 Per Capita Costs (a)</u> | <u>FY 1995 Chargeback Rates (a)</u> | <u>FY 1995 Student Tuition & Fee Rates (b)</u> |
|----------------------|------------------|---|---|--|
| 522 | Belleville | \$148.06 | \$ 50.25 | \$38.00 |
| 503 | Black Hawk | 189.79 | 57.50 | 52.00 |
| 508 | Chicago | DNS | DNS | 41.17 |
| 507 | Danville | 170.28 | 85.43 | 36.00 |
| 502 | DuPage | 174.90 | 100.54 | 37.50 |
| 509 | Elgin | 205.32 | 124.14 | 39.50 |
| 512 | Harper | 198.60 | 129.34 | 37.50 |
| 540 | Heartland | 141.42 | 67.42 | 34.00 |
| 519 | Highland | 189.00 | 78.08 | 38.00 |
| 514 | Illinois Central | 188.96 | 64.33 | 42.45 |
| 529 | Illinois Eastern | 156.58 | 56.52 | 27.00 |
| 513 | Illinois Valley | 175.60 | 73.49 | 36.25 |
| 525 | Joliet | 178.88 | 91.73 | 39.00 |
| 520 | Kankakee | 161.65 | 39.05 | 38.00 |
| 501 | Kaskaskia | 159.13 | 50.22 | 33.75 |
| 523 | Kishwaukee | 177.32 | 111.98 | 37.75 |
| 532 | Lake County | 238.58 | 149.99 | 44.00 |
| 517 | Lake Land | 189.44 | 43.30 | 44.00 |
| 536 | Lewis & Clark | 200.24 | 80.86 | 34.50 |
| 526 | Lincoln Land | 145.68 | 53.41 | 36.75 |
| 530 | Logan | 148.23 | 68.01 | 28.50 |
| 528 | McHenry | 199.90 | 126.97 | 37.47 |
| 524 | Moraine Valley | 203.61 | 114.74 | 41.00 |
| 527 | Morton | 182.35 | 83.96 | 44.00 |
| 535 | Oakton | 199.89 | 115.31 | 33.25 |
| 505 | Parkland | 180.62 | 84.60 | 41.00 |
| 515 | Prairie State | 189.80 | 81.05 | 53.00 |
| 521 | Rend Lake | 198.08 | 61.40 | 30.00 |
| 537 | Richland | 198.13 | 90.13 | 39.50 |
| 511 | Rock Valley | 206.56 | 92.90 | 37.50 |
| 518 | Sandburg | 221.43 | 78.54 | 49.00 |
| 506 | Sauk Valley | 190.99 | 70.07 | 40.00 |
| 531 | Shawnee | 202.04 | 48.99 | 29.25 |
| 510 | South Suburban | 208.59 | 105.75 | 48.00 |
| 533 | Southeastern | 196.34 | 82.74 | 27.00 |
| 534 | Spoon River | 157.66 | 43.51 | 44.00 |
| 504 | Triton | 195.86 | 89.15 | 44.50 |
| 516 | Waubonsee | 215.21 | 124.25 | 40.50 |
| 539 | Wood | 193.20 | 66.87 | 49.00 |
| AVERAGES | | \$182.25 | \$80.42 | \$39.07 |

DNS = Data Not Submitted

SOURCES OF DATA: (a) Certificate of Chargeback Reimbursement
(b) ICCB Survey

Illinois Community College Board

Table IV-8

1993 OPERATING TAX EXTENSIONS* FOR REAL ESTATE
AND OTHER PROPERTY TAX AND 1994 CORPORATE
PERSONAL PROPERTY REPLACEMENT TAX REVENUES

| Dist. No. | District | 1993 Operating Tax Extension (a) | 1994 Total CPPRT (b) |
|--------------|------------------|--|-------------------------|
| 522 | Belleville | \$ 4,123,093 | \$ 702,519 |
| 503 | Black Hawk | 2,871,526 | 691,246 |
| 508 | Chicago | 69,817,982 | 6,872,823 |
| 507 | Danville | 2,061,351 | 290,865 |
| 502 | DuPage | 35,748,380 | 783,803 |
| 509 | Elgin | 13,716,805 | 284,661 |
| 512 | Harper | 26,623,454 | 483,902 |
| 519 | Highland | 1,954,295 | 203,135 |
| 514 | Illinois Central | 6,574,415 | 1,485,797 |
| 529 | Illinois Eastern | 1,775,638 | 339,407 |
| 513 | Illinois Valley | 3,177,352 | 607,526 |
| 525 | Joliet | 12,144,517 | 993,692 |
| 520 | Kankakee | 1,574,817 | 248,172 |
| 501 | Kaskaskia | 1,461,765 | 250,860 |
| 523 | Kishwaukee | 2,905,392 | 132,565 |
| 532 | Lake County | 19,830,731 | 597,867 |
| 517 | Lake Land | 2,122,331 | 220,251 |
| 536 | Lewis & Clark | 3,810,384 | 500,981 |
| 526 | Lincoln Land | 8,087,293 | 555,378 |
| 530 | Logan | 1,720,209 | 317,646 |
| 528 | McHenry | 7,089,985 | 164,365 |
| 524 | Moraine Valley | 10,493,973 | 634,739 |
| 527 | Morton | 3,919,291 | 632,976 |
| 535 | Oakton | 21,629,668 | 517,913 |
| 505 | Parkland | 7,589,324 | 1,112,964 |
| 515 | Prairie State | 4,160,139 | 243,684 |
| 521 | Rend Lake | 1,002,837 | 216,994 |
| 537 | Richland | 3,097,228 | 218,434 |
| 511 | Rock Valley | 9,974,676 | 779,132 |
| 518 | Sandburg | 1,801,071 | 137,237 |
| 506 | Sauk Valley | 2,131,035 | 234,568 |
| 531 | Shawnee | 589,878 | 249,123 |
| 510 | South Suburban | 3,735,413 | 283,343 |
| 533 | Southeastern | 986,256 | 113,169 |
| 534 | Spoon River | 1,019,449 | 463,161 |
| 504 | Triton | 14,904,618 | 1,012,668 |
| 516 | Waubonsee | 7,930,991 | 466,674 |
| 539 | Wood | 1,256,218 | 253,853 |
| TOTALS | | \$325,413,781 | \$24,298,093 |

*1993 tax extensions are collectible in 1994.

SOURCES OF DATA: (a) ICCB 1994 Tax Survey
(b) Department of Revenue

Illinois Community College Board
Table IV-9
1993 TAX LEVY RATES (PER \$100 OF EAV)

| Dist. No. | District | Education Fund | Oper. & Maint. Fund | Supp. Equity | Liability, Protec. & Settlement Fund | Audit Fund | Building Bonds | Working Cash Bonds | Prot. Health, & Safety Bonds | Teachers Orders/ Other | Prot., Health, & Safety Tax Levy | PBC Oper. & Maint. Fund | PBC Rental Fund | Total |
|--------------|------------------|-------------------|---------------------------|-----------------|---|---------------|-------------------|-----------------------|---------------------------------------|------------------------------|---|----------------------------------|-----------------------|--------|
| 522 | Belleville | 13.20c | 2.80c | | 3.18c | 0.05c | | | | | 3.34c | | | 22.57c |
| 503 | Black Hawk | 11.58 | 6.76 | 4.48 | 9.70 | 0.44 | | | | | 4.62 | | | 37.58 |
| 508 | Chicago | 17.01 | 1.46 | | 0.85 | | | | | | | 5.90 | 12.72 | 37.94 |
| 507 | Danville | 29.00 | 7.50 | | 6.03 | 0.28 | | 9.51 | 10.06 | | 19.57 | | | 81.95 |
| 502 | DuPage | 16.97 | 2.91 | | 0.51 | 0.02 | | | | | | | | 20.41 |
| 509 | Elgin | 22.39 | 7.15 | | 2.79 | 0.11 | | 0.89 | | | | 1.62 | 8.43 | 43.38 |
| 512 | Harper | 17.08 | 7.32 | | 0.93 | 0.04 | 0.91 | 1.49 | | | 1.05 | | | 28.82 |
| 519 | Highland | 17.50 | 7.50 | | 4.48 | 0.39 | | 3.46 | | | 5.00 | | | 38.33 |
| 514 | Illinois Central | 20.00 | 5.00 | | 6.42 | 0.50 | | | | | 5.00 | | 10.86 | 47.78 |
| 529 | Illinois Eastern | 17.50 | 7.50 | | 4.35 | 0.11 | 9.90 | | 3.79 | | | | | 43.15 |
| 513 | Illinois Valley | 13.00 | 4.00 | | 4.11 | 0.17 | | 2.49 | | | 4.12 | | | 27.89 |
| 525 | Joliet | 12.49 | 7.50 | | 0.63 | 0.10 | | | | | 0.46 | | | 21.18 |
| 520 | Kankakee | 12.52 | 3.58 | 4.52 | 2.60 | 0.31 | | | | | 5.00 | | | 23.53 |
| 501 | Kaskaskia | 17.50 | 7.50 | | 6.79 | 0.17 | | 4.63 | | | 2.27 | | | 41.59 |
| 523 | Kishwaukee | 25.58 | 6.89 | | 3.16 | 0.30 | 15.67 | | | | 5.00 | | | 53.87 |
| 532 | Lake County | 12.80 | 5.90 | | 0.11 | 1.50 | | 1.20 | 0.30 | | 1.10 | | | 22.91 |
| 517 | Lake Land | 15.50 | 2.50 | 5.63 | 3.18 | 0.22 | | 3.22 | | | 5.00 | | | 32.03 |
| 536 | Lewis & Clark | 15.00 | 10.00 | | 2.10 | 0.10 | | 2.10 | 0.96 | | | | | 30.42 |
| 526 | Lincoln Land | 24.25 | 5.82 | | 1.17 | 0.10 | | | 12.61 | | | | | 34.39 |
| 530 | Logan | 19.96 | 4.98 | | 3.85 | 0.03 | 7.80 | | | 5.59 | | | | 49.23 |
| 528 | McHenry | 22.00 | 3.00 | | 2.99 | 0.22 | 1.20 | | | | | | | 35.00 |
| 524 | Moraine Valley | 15.45 | 4.47 | | 1.33 | 0.13 | 2.66 | | | | | | | 23.99 |
| 527 | Morton | 26.33 | 8.78 | | 7.17 | 0.44 | | 4.90 | | | 4.39 | | | 52.01 |
| 535 | Oakton | 16.41 | 4.47 | | 0.99 | 0.04 | | 2.88 | | | | | | 24.79 |
| 505 | Parkland | 26.00 | 10.00 | | 6.94 | 0.19 | | | | | 5.00 | | | 48.13 |
| 515 | Prairie State | 19.07 | 2.79 | | 3.93 | 0.12 | | 7.32 | 0.96 | | 4.65 | | | 38.84 |
| 521 | Rend Lake | 20.00 | 5.00 | | 7.50 | 0.50 | | | 9.00 | 15.00 | | | | 57.00 |
| 537 | Richland | 15.00 | 4.00 | | 2.50 | 0.19 | 6.31 | | | | | | | 28.00 |
| 511 | Rock Valley | 22.95 | 4.00 | | 4.45 | 0.07 | 2.73 | | | | 0.27 | | | 34.47 |
| 518 | Sandburg | 17.00 | 5.00 | 1.63 | 1.36 | 0.50 | | 1.20 | | 5.96 | 5.00 | | | 37.65 |
| 506 | Sauk Valley | 24.50 | 3.00 | | 6.46 | 0.34 | | | 3.54 | | 5.00 | | | 42.84 |
| 531 | Shawnee | 19.37 | 4.84 | | 8.95 | 0.50 | 5.49 | | | | | | | 39.15 |
| 510 | South Suburban | 9.08 | 6.80 | 5.58 | 13.43 | 0.31 | | 2.22 | 4.45 | 4.26 | 0.47 | | | 46.60 |
| 533 | Southeastern | 28.00 | 10.00 | | 6.39 | 5.00 | | | | | | | | 49.39 |
| 534 | Spoon River | 20.00 | 5.00 | | 7.26 | 0.37 | | | 3.44 | | | | | 36.07 |
| 504 | Triton | 23.65 | 6.49 | | 3.95 | 0.14 | | | | | 0.51 | | | 34.74 |
| 516 | Waubesa | 25.70 | 3.00 | | 2.14 | 0.17 | | 1.64 | | | 1.53 | | 12.15 | 46.33 |
| 539 | Wood | 16.84 | 4.81 | 1.07 | 4.99 | 0.46 | | 3.74 | | | 1.73 | | | 33.64 |

SOURCE OF DATA: ICCB 1994 Tax Survey

Illinois Community College Board

Table IV-10
FISCAL YEAR 1994 NET INSTRUCTIONAL UNIT COST BY FUNDED INSTRUCTIONAL CATEGORIES
IN ILLINOIS PUBLIC COMMUNITY COLLEGES*

| Dist. No. | District | Bacca- laureate | Business | Technical | Health | Remedial | ABE/ASE | Average |
|----------------|------------------|--------------------|----------|-----------|----------|----------|----------|----------|
| 522 | Belleville | \$106.04 | \$111.09 | \$143.94 | \$169.35 | \$106.45 | \$115.40 | \$160.72 |
| 503 | Black Hawk | 138.83 | 146.05 | 170.95 | 198.69 | 132.03 | 112.90 | 117.08 |
| 508 | Chicago | 162.17 | 148.01 | 157.90 | 175.49 | 181.42 | 83.87 | 140.88 |
| 507 | Danville | 130.93 | 153.42 | 194.96 | 202.98 | 128.41 | 141.94 | 178.72 |
| 502 | DuPage | 128.44 | 142.45 | 150.36 | 205.22 | 114.22 | 126.34 | 142.18 |
| 509 | Elgin | 134.97 | 168.28 | 189.34 | 239.77 | 114.99 | 103.83 | 152.64 |
| 512 | Harper | 166.43 | 185.85 | 250.64 | 297.34 | 169.00 | 174.75 | 158.98 |
| 519 | Highland | 137.43 | 135.00 | 192.07 | 157.57 | 97.38 | 139.00 | 132.62 |
| 514 | Illinois Central | 130.41 | 157.20 | 206.24 | 260.93 | 182.99 | 330.99 | 123.75 |
| 529 | Illinois Eastern | 87.32 | 96.96 | 100.36 | 105.45 | 70.69 | 93.98 | 151.39 |
| 513 | Illinois Valley | 125.31 | 117.54 | 145.44 | 154.65 | 126.55 | 107.68 | 102.81 |
| 525 | Joliet | 147.60 | 170.86 | 200.78 | 238.72 | 138.24 | 142.13 | 154.08 |
| 520 | Kankakee | 100.99 | 109.36 | 165.22 | 154.66 | 96.10 | 70.06 | 124.19 |
| 501 | Kaskaskia | 110.31 | 135.65 | 162.18 | 157.39 | 105.31 | 84.73 | 115.93 |
| 523 | Kishwaukee | 117.70 | 159.33 | 202.75 | 187.12 | 134.19 | 194.71 | 155.63 |
| 532 | Lake County | 178.76 | 183.69 | 204.89 | 274.54 | 162.05 | 129.58 | 136.07 |
| 517 | Lake Land | 117.96 | 134.59 | 142.44 | 161.18 | 115.99 | 98.57 | 126.53 |
| 536 | Lewis & Clark | 115.03 | 136.52 | 156.59 | 196.00 | 93.56 | 117.28 | 160.88 |
| 526 | Lincoln Land | 126.54 | 122.61 | 128.89 | 237.52 | 129.13 | 126.51 | 143.42 |
| 530 | Logan | 115.25 | 128.99 | 163.94 | 163.16 | 145.26 | 104.13 | 130.58 |
| 528 | McHenry | 139.26 | 150.47 | 189.54 | 163.38 | 142.33 | 109.95 | 134.40 |
| 524 | Moraine Valley | 153.73 | 171.35 | 211.34 | 210.62 | 131.42 | 125.23 | 133.86 |
| 527 | Morton | 151.03 | 189.93 | 210.29 | 236.75 | 113.43 | 122.30 | 120.69 |
| 535 | Oakton | 132.01 | 157.40 | 167.05 | 230.13 | 115.13 | 88.43 | 127.38 |
| 505 | Parkland | 146.38 | 147.65 | 169.91 | 239.59 | 135.25 | 112.70 | 134.86 |
| 515 | Prairie State | 132.80 | 147.35 | 185.75 | 232.35 | 123.84 | 103.97 | 144.26 |
| 521 | Rend Lake | 105.70 | 109.59 | 181.74 | 83.14 | 122.69 | 135.65 | 143.67 |
| 537 | Richland | 133.47 | 146.79 | 167.24 | 165.29 | 119.45 | 105.56 | 156.89 |
| 511 | Rock Valley | 138.90 | 146.37 | 229.55 | 181.35 | 131.08 | 94.84 | 128.77 |
| 518 | Sandburg | 119.10 | 151.93 | 155.47 | 182.59 | 153.69 | 102.54 | 124.33 |
| 506 | Sauk Valley | 147.63 | 147.51 | 168.87 | 227.79 | 137.43 | 130.30 | 144.08 |
| 531 | Shawnee | 120.33 | 183.53 | 152.74 | 164.03 | 100.70 | 124.26 | 154.96 |
| 510 | South Suburban | 139.99 | 143.55 | 173.94 | 172.25 | 137.70 | 116.88 | 93.40 |
| 533 | Southeastern | 120.57 | 138.53 | 145.19 | 130.94 | 113.03 | 95.19 | 141.00 |
| 534 | Spoon River | 119.20 | 136.88 | 168.56 | 129.40 | 101.75 | 145.53 | 127.15 |
| 504 | Triton | 152.15 | 175.02 | 211.14 | 201.30 | 147.36 | 103.15 | 143.97 |
| 516 | Waubesaee | 151.61 | 175.26 | 194.24 | 178.38 | 141.51 | 141.81 | 181.14 |
| 539 | Wood | 153.20 | 161.57 | 187.47 | 233.96 | 103.80 | 161.81 | 162.90 |
| STATE AVERAGES | | \$138.54 | \$149.13 | \$170.55 | \$189.86 | \$140.77 | \$ 92.83 | \$136.02 |

*Excludes State Community College
SOURCE OF DATA: ICCB Unit Cost Report

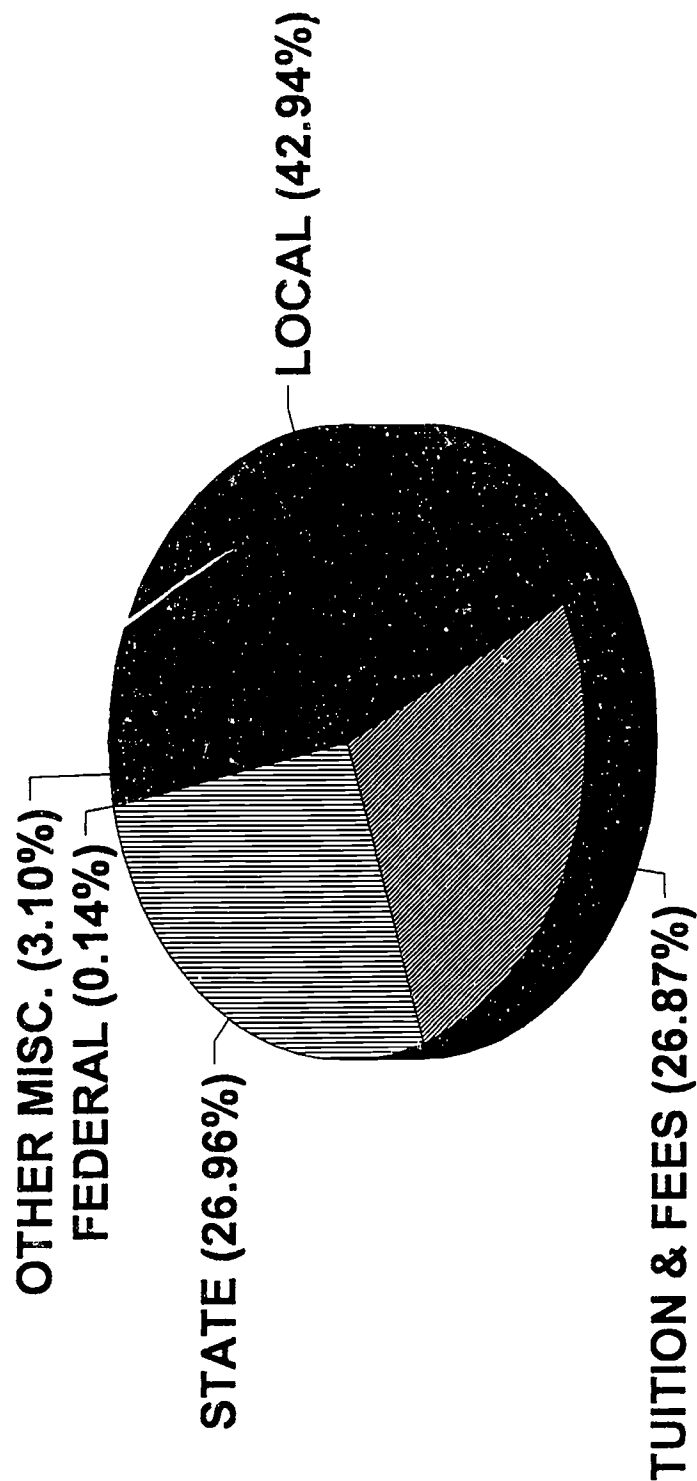


Figure 3. FY 1994 Audited Sources of Revenue

107

BEST COPY AVAILABLE

106

Illinois Community College Board

Table IV-11

FISCAL YEAR 1994 AUDITED OPERATING REVENUES* BY SOURCE

| Dist. No. | District | Local Taxes & Chargebacks | Student Tuition | Student Fees | ICCB Grants | CPPRT** | SBE, Adult Ed., & Other State | SBE Vocational Education | Federal | Other | Total |
|--------------|------------------|---------------------------------|--------------------|-----------------|----------------|--------------|-------------------------------------|--------------------------------|-------------|--------------|---------------|
| 522 | Belleville | \$ 4,170,554 | \$ 8,109,644 | \$ 1,322,110 | \$ 9,514,836 | \$ 721,976 | \$ 0 | \$ 621,392 | \$ 32,136 | \$ 306,212 | \$ 24,798,880 |
| 503 | Black Hawk | 3,540,836 | 7,482,695 | 599,550 | 6,811,365 | 728,474 | 348,383 | 287,142 | 48,634 | 771,543 | 20,518,622 |
| 508 | Chicago | 71,260,246 | 24,505,427 | 8,619,952 | 49,487,970 | 7,063,063 | 0 | 2,660,096 | 296,136 | 7,363,130 | 171,256,020 |
| 507 | Danville | 2,029,088 | 2,518,418 | 298,593 | 3,075,086 | 298,913 | 172,402 | 0 | 0 | 275,951 | 8,668,451 |
| 502 | DuPage | 35,200,274 | 14,992,329 | 649,580 | 11,226,231 | 805,471 | 0 | 502,086 | 2,045 | 903,555 | 64,281,571 |
| 509 | Elgin | 13,408,995 | 5,105,449 | 0 | 3,478,455 | 292,538 | 301,991 | 0 | 0 | 390,986 | 22,978,414 |
| 512 | Harper | 24,082,232 | 9,691,050 | 962,976 | 6,277,288 | 497,328 | 130,155 | 400,636 | 0 | 1,254,908 | 43,296,573 |
| 519 | Highland | 1,900,108 | 1,646,469 | 120,017 | 2,280,660 | 0 | 208,761 | 89,633 | 45,020 | 288,602 | 6,579,270 |
| 514 | Illinois Central | 6,464,629 | 7,967,278 | 530,783 | 7,276,754 | 1,526,949 | 472,434 | 0 | 0 | 966,125 | 25,204,952 |
| 529 | Illinois Eastern | 1,776,239 | 1,318,223 | 135,106 | 7,449,260 | 348,797 | 650,710 | 661,513 | 0 | 326,560 | 12,666,408 |
| 513 | Illinois Valley | 3,307,447 | 2,353,762 | 255,933 | 2,041,292 | 624,337 | 106,838 | 0 | 1,065 | 367,845 | 9,058,519 |
| 525 | Joliet | 13,350,325 | 6,130,773 | 1,209,815 | 4,113,374 | 0 | 238,467 | 194,635 | 16,991 | 609,033 | 26,163,413 |
| 520 | Kankakee | 1,989,362 | 2,453,702 | 216,739 | 4,058,014 | 255,038 | 115,333 | 229,112 | 69,030 | 442,078 | 9,828,408 |
| 501 | Kaskaskia | 1,516,804 | 2,022,411 | 133,914 | 3,656,879 | 257,809 | 75,190 | 110,689 | 134,487 | 33,575 | 7,941,758 |
| 523 | Kishwaukee | 2,947,779 | 1,913,719 | 198,099 | 2,359,003 | 129,422 | 0 | 102,371 | 8,719 | 38,149 | 7,697,261 |
| 532 | Lake County | 20,475,680 | 8,213,673 | 594,057 | 4,678,292 | 614,410 | 0 | 223,194 | 0 | 618,997 | 35,418,303 |
| 517 | Lake Land | 2,686,576 | 3,014,770 | 1,124,780 | 3,681,850 | 226,345 | 231,850 | 275,004 | 0 | 490,145 | 11,731,320 |
| 536 | Lewis & Clark | 3,898,227 | 2,705,734 | 189,226 | 3,075,227 | 514,843 | 0 | 162,111 | 100,000 | 41,230 | 10,686,598 |
| 526 | Lincoln Land | 5,988,780 | 3,869,851 | 257,697 | 3,249,204 | 570,759 | 98,201 | 134,297 | 20,369 | 315,819 | 14,504,977 |
| 530 | Logan | 1,653,768 | 2,769,724 | 321,400 | 6,030,912 | 326,443 | 0 | 159,770 | 0 | 411,627 | 11,673,644 |
| 528 | McHenry | 6,867,531 | 3,104,553 | 296,750 | 1,817,294 | 168,917 | 0 | 80,477 | 0 | 171,173 | 12,506,695 |
| 524 | Moraine Valley | 10,010,723 | 11,298,934 | 610,753 | 6,753,440 | 652,308 | 17,255 | 686,720 | 0 | 671,053 | 30,701,186 |
| 527 | Morton | 3,854,651 | 2,174,585 | 116,377 | 1,582,031 | 616,678 | 0 | 52,507 | 0 | 441,360 | 8,838,189 |
| 535 | Oakton | 20,423,336 | 6,942,056 | 1,182,828 | 4,582,519 | 0 | 524,578 | 193,630 | 0 | 1,327,786 | 35,176,733 |
| 505 | Parkland | 7,771,345 | 7,031,306 | 1,130,764 | 5,484,331 | 1,143,760 | 0 | 315,756 | 0 | 988,839 | 23,866,101 |
| 515 | Prairie State | 4,309,062 | 4,111,545 | 448,477 | 2,482,565 | 250,429 | 0 | 136,292 | 0 | 318,775 | 12,057,145 |
| 521 | Rend Lake | 970,879 | 1,528,716 | 85,374 | 3,745,034 | 0 | 441,216 | 0 | 0 | 386,454 | 7,157,673 |
| 537 | Richland | 3,131,830 | 2,348,795 | 294,185 | 1,697,821 | 224,478 | 0 | 93,900 | 0 | 258,697 | 8,049,706 |
| 511 | Rock Valley | 9,680,687 | 5,262,699 | 396,347 | 3,481,430 | 800,691 | 0 | 165,347 | 0 | 411,854 | 20,199,055 |
| 518 | Sandburg | 1,899,050 | 1,673,733 | 119,625 | 1,818,595 | 141,038 | 75,679 | 75,000 | 0 | 106,137 | 5,908,857 |
| 506 | Sauk Valley | 2,051,974 | 1,734,041 | 97,531 | 2,117,269 | 241,057 | 0 | 80,263 | 28,412 | 144,550 | 6,495,097 |
| 531 | Shawnee | 694,797 | 1,406,237 | 391,123 | 2,339,235 | 249,123 | 0 | 133,043 | 7,471 | 318,797 | 5,539,826 |
| 510 | South Suburban | 4,835,178 | 5,386,296 | 604,791 | 4,573,951 | 291,205 | 645,234 | 290,709 | 163,059 | 186,896 | 16,977,319 |
| 533 | Southeastern | 996,758 | 1,537,286 | 118,347 | 3,805,416 | 113,169 | 0 | 216,057 | 45,337 | 136,849 | 6,969,219 |
| 534 | Spoon River | 921,216 | 1,528,791 | 226,437 | 1,404,489 | 475,976 | 0 | 82,036 | 36,795 | 65,791 | 4,741,531 |
| 504 | Triton | 15,535,888 | 11,173,206 | 326,517 | 6,972,768 | 1,040,695 | 0 | 711,805 | 1,511 | 716,480 | 36,478,870 |
| 516 | Waubensee | 7,702,201 | 3,323,047 | 989,566 | 2,346,427 | 479,586 | 0 | 147,237 | 54,878 | 2,020,559 | 17,063,501 |
| 539 | Wood | 1,266,274 | 1,707,859 | 192,741 | 1,773,000 | 260,877 | 125,044 | 0 | 386 | 212,727 | 5,538,908 |
| STATE TOTALS | | \$324,571,329 | \$192,058,786 | \$25,368,860 | \$202,899,567 | \$22,952,902 | \$4,979,721 | \$10,274,460 | \$1,112,481 | \$25,100,867 | \$809,318,973 |

*Revenues received in the Education and Operations & Maintenance Funds

**Corporate Personal Property Replacement Tax Revenue

SOURCE OF DATA: College Audits

Illinois Community College Board
Table IV-12
FISCAL YEAR 1994 AUDITED OPERATING EXPENDITURES* BY FUNCTION

| Dist. No. | District | Instruction | Academic Support | Student Services | Public Service | Organized Research | Independent Operations | Oper. & Maintenance | General Administration | Institutional Support | Total |
|-----------|------------------|---------------|------------------|------------------|----------------|--------------------|------------------------|---------------------|------------------------|-----------------------|---------------|
| 522 | Belleville | \$ 13,135,729 | \$ 1,219,748 | \$ 2,301,305 | \$ 281,011 | \$ 0 | \$ 0 | \$ 3,094,263 | \$ 1,604,548 | \$ 4,439,362 | \$ 26,075,966 |
| 503 | Black Hawk | 9,271,683 | 2,101,149 | 1,642,029 | 593,676 | 0 | 0 | 2,158,906 | 1,821,812 | 2,431,497 | 20,020,752 |
| 508 | Chicago | 81,656,584 | 7,688,190 | 11,943,400 | 375,052 | 0 | 0 | 26,889,143 | 12,549,064 | 26,336,118 | 167,437,551 |
| 507 | Danville | 3,840,924 | 292,779 | 493,702 | 101,924 | 0 | 107,211 | 1,357,033 | 692,600 | 1,332,004 | 8,218,177 |
| 502 | DuPage | 36,531,684 | 2,670,463 | 5,395,616 | 93,392 | 0 | 0 | 7,635,748 | 5,125,296 | 10,851,548 | 68,303,747 |
| 509 | Elgin | 10,435,641 | 1,165,132 | 2,077,942 | 8,000 | 0 | 0 | 3,159,841 | 1,171,012 | 2,484,693 | 20,502,261 |
| 512 | Harper | 19,295,846 | 2,579,015 | 3,488,841 | 161,144 | 0 | 0 | 5,650,116 | 1,469,478 | 10,766,090 | 43,410,530 |
| 519 | Highland | 3,235,799 | 252,124 | 583,245 | 206,641 | 0 | 0 | 303,567 | 506,986 | 802,131 | 6,490,493 |
| 514 | Illinois Central | 14,400,655 | 1,163,333 | 1,577,066 | 0 | 0 | 0 | 4,246,276 | 1,908,987 | 1,725,046 | 25,021,363 |
| 529 | Illinois Eastern | 6,293,439 | 342,966 | 520,062 | 22,739 | 0 | 0 | 1,785,647 | 1,644,758 | 1,591,514 | 12,201,125 |
| 513 | Illinois Valley | 4,890,604 | 461,128 | 689,838 | 0 | 0 | 0 | 1,398,967 | 617,673 | 947,607 | 9,005,817 |
| 525 | Joliet | 14,722,810 | 957,679 | 1,932,547 | 99,187 | 0 | 0 | 3,437,316 | 1,490,991 | 2,962,620 | 25,603,150 |
| 520 | Kankakee | 4,270,727 | 405,867 | 677,640 | 11,924 | 0 | 0 | 1,161,279 | 681,557 | 1,572,058 | 8,781,052 |
| 501 | Kaskaskia | 4,092,272 | 281,393 | 614,425 | 0 | 0 | 83,077 | 1,006,506 | 454,991 | 1,045,630 | 7,578,294 |
| 523 | Kishwaukee | 4,421,436 | 315,768 | 564,804 | 206,611 | 0 | 0 | 1,275,527 | 436,808 | 491,410 | 7,712,364 |
| 532 | Lake County | 16,452,349 | 2,371,933 | 2,602,113 | 1,555,590 | 0 | 0 | 3,272,728 | 2,111,709 | 5,843,691 | 34,210,113 |
| 517 | Lake Land | 6,315,724 | 265,353 | 887,140 | 0 | 0 | 0 | 1,725,273 | 308,024 | 2,321,713 | 11,823,227 |
| 536 | Lewis & Clark | 5,609,861 | 286,830 | 752,855 | 25,703 | 0 | 0 | 1,916,009 | 690,996 | 1,529,588 | 10,811,842 |
| 526 | Lincoln Land | 8,488,071 | 563,211 | 1,258,175 | 85,802 | 0 | 0 | 1,972,928 | 853,472 | 1,538,227 | 14,759,886 |
| 530 | Logan | 6,485,461 | 492,082 | 1,119,490 | 129,569 | 0 | 0 | 1,509,386 | 741,645 | 1,585,337 | 12,062,970 |
| 528 | McHenry | 5,577,350 | 1,010,909 | 1,137,809 | 565,146 | 0 | 0 | 1,351,791 | 1,104,446 | 1,759,243 | 12,506,694 |
| 524 | Moraine Valley | 15,017,136 | 1,294,223 | 3,044,925 | 1,017,525 | 0 | 0 | 4,172,029 | 1,764,981 | 4,753,845 | 31,064,664 |
| 527 | Morton | 3,796,898 | 301,616 | 679,800 | 66,736 | 0 | 148,027 | 1,084,816 | 644,432 | 2,730,162 | 9,452,487 |
| 535 | Oakton | 18,408,512 | 1,995,593 | 3,242,721 | 363,613 | 0 | 0 | 2,413,995 | 2,413,191 | 2,505,190 | 31,342,815 |
| 505 | Parkland | 12,344,733 | 1,233,921 | 2,177,694 | 1,082,245 | 0 | 0 | 2,584,782 | 2,665,085 | 1,899,999 | 23,988,459 |
| 515 | Prairie State | 6,181,816 | 488,425 | 1,105,739 | 0 | 0 | 0 | 1,606,479 | 1,007,625 | 965,059 | 11,355,143 |
| 521 | Rend Lake | 4,253,082 | 242,469 | 572,791 | 112,346 | 0 | 0 | 1,129,280 | 581,728 | 480,211 | 7,371,907 |
| 537 | Richland | 4,404,611 | 396,968 | 863,725 | 0 | 0 | 0 | 1,041,860 | 663,628 | 743,403 | 8,114,195 |
| 511 | Rock Valley | 10,773,797 | 897,825 | 1,228,200 | 728,760 | 0 | 323,636 | 2,009,941 | 1,327,907 | 1,908,202 | 19,198,268 |
| 518 | Sandburg | 3,215,047 | 251,669 | 419,679 | 10,174 | 0 | 0 | 765,421 | 558,072 | 789,887 | 6,009,949 |
| 506 | Sauk Valley | 3,087,126 | 253,332 | 530,321 | 0 | 0 | 0 | 747,238 | 506,329 | 1,059,833 | 6,184,779 |
| 531 | Shawnee | 2,797,393 | 154,805 | 408,324 | 90,557 | 0 | 0 | 578,634 | 406,575 | 904,799 | 5,341,087 |
| 510 | South Suburban | 8,835,553 | 422,389 | 1,892,142 | 1,585,323 | 0 | 0 | 1,846,880 | 1,059,019 | 2,299,717 | 17,941,023 |
| 533 | Southeastern | 3,038,430 | 220,489 | 772,819 | 34,048 | 0 | 180,476 | 765,017 | 411,778 | 1,562,339 | 6,985,396 |
| 534 | Spoon River | 2,239,858 | 244,880 | 432,226 | 0 | 0 | 0 | 629,246 | 303,396 | 676,036 | 4,525,642 |
| 504 | Triton | 17,692,060 | 954,986 | 2,136,924 | 57,636 | 0 | 0 | 4,580,441 | 1,467,762 | 8,688,286 | 35,578,095 |
| 516 | Waubensee | 5,525,914 | 814,813 | 1,039,400 | 880,289 | 0 | 160,803 | 1,963,826 | 2,129,965 | 2,830,639 | 15,345,640 |
| 539 | Wood | 2,325,567 | 238,885 | 573,891 | 280,573 | 0 | 17,531 | 546,621 | 644,193 | 784,642 | 5,411,303 |
| | TOTALS | \$403,362,182 | \$37,294,340 | \$63,381,965 | \$10,832,936 | 0 | \$1,020,761 | \$105,374,756 | \$56,542,519 | \$119,939,376 | \$797,748,835 |

*Expenditures made from the Education and Operations & Maintenance Funds
SOURCE OF DATA: College Audits

Illinois Community College Board
Table IV-13
FISCAL YEAR 1994 AUDITED OPERATING EXPENDITURES* BY OBJECT

| District No. | District | Salaries | Employee Benefits | Contractual Services | General Materials | Travel | Fixed Charges | Utilities | Capital Outlay | Other | Total |
|-----------------|------------------|---------------|----------------------|-------------------------|----------------------|--------------|------------------|--------------|-------------------|--------------|---------------|
| 522 | Belleville | \$ 18,052,127 | \$ 1,083,599 | \$ 755,901 | \$ 156,430 | \$ 1,393,676 | \$ 667,385 | \$ 996,078 | \$ 301,997 | \$ 2,668,773 | \$ 26,075,966 |
| 503 | Black Hawk | 13,647,106 | 1,298,490 | 1,013,555 | 199,613 | 1,420,457 | 259,382 | 876,302 | 476,679 | 829,168 | 20,020,752 |
| 508 | Chicago | 119,891,292 | 14,398,541 | 15,846,776 | 6,455,395 | 531,580 | 201 | 7,073,839 | 1,009,942 | 2,229,985 | 167,437,551 |
| 507 | Danville | 5,302,769 | 567,172 | 389,653 | 127,012 | 595,447 | 94,447 | 502,315 | 420,385 | 218,977 | 8,218,177 |
| 502 | DuPage | 44,300,518 | 4,608,612 | 2,549,655 | 445,582 | 4,475,289 | 1,301,925 | 2,206,789 | 1,104,968 | 7,310,409 | 68,303,747 |
| 509 | Elgin | 14,592,202 | 446,485 | 629,771 | 245,792 | 1,755,450 | 463,893 | 941,204 | 1,363,099 | 64,365 | 20,502,261 |
| 512 | Harper | 30,123,557 | 3,698,826 | 879,275 | 345,575 | 3,403,031 | 274,058 | 1,432,157 | 3,633,537 | -379,486 | 43,410,530 |
| 519 | Highland | 4,566,002 | 467,769 | 301,984 | 85,483 | 412,252 | 56,808 | 417,791 | 70,541 | 111,863 | 6,490,493 |
| 514 | Illinois Central | 18,658,079 | 1,754,908 | 554,932 | 260,630 | 2,076,197 | 526,475 | 926,349 | 263,793 | 0 | 25,021,363 |
| 529 | Illinois Eastern | 8,942,305 | 576,177 | 651,962 | 177,856 | 633,123 | 234,331 | 771,380 | 118,574 | 95,417 | 12,201,125 |
| 513 | Illinois Valley | 6,346,834 | 695,382 | 167,317 | 80,804 | 529,282 | 142,859 | 558,835 | 131,696 | 352,808 | 9,005,817 |
| 525 | Joliet | 17,426,196 | 1,771,289 | 754,805 | 260,815 | 1,716,277 | 101,451 | 895,723 | 452,174 | 2,224,420 | 25,603,150 |
| 520 | Kankakee | 5,752,737 | 634,681 | 413,805 | 88,027 | 701,775 | 19,263 | 446,855 | 551,448 | 172,461 | 8,781,052 |
| 501 | Kaskaskia | 5,073,333 | 641,147 | 480,443 | 78,770 | 631,771 | 113,023 | 380,786 | 67,932 | 111,089 | 7,578,294 |
| 523 | Kishwaukee | 5,641,665 | 384,412 | 327,370 | 58,506 | 482,555 | 164,869 | 450,992 | 199,929 | 2,066 | 7,712,364 |
| 532 | Lake County | 24,344,511 | 1,974,021 | 1,461,702 | 2,502,745 | 353,068 | 555,427 | 1,211,411 | 1,198,054 | 609,174 | 34,210,113 |
| 517 | Lake Land | 7,388,173 | 870,010 | 205,241 | 156,104 | 1,097,152 | 501,708 | 436,247 | 890,891 | 277,701 | 11,823,227 |
| 536 | Lewis & Clark | 7,179,457 | 328,553 | 1,165,147 | 109,186 | 648,409 | 59,014 | 592,898 | 87,570 | 641,608 | 10,811,842 |
| 526 | Lincoln Land | 10,746,593 | 900,988 | 598,106 | 185,797 | 650,468 | 334,175 | 744,862 | 260,400 | 338,497 | 14,759,886 |
| 530 | Logan | 8,491,263 | 845,472 | 280,436 | 150,272 | 748,171 | 12,675 | 459,156 | 343,443 | 732,082 | 12,062,970 |
| 528 | McHenry | 7,985,623 | 1,056,633 | 630,773 | 169,190 | 841,120 | 33,289 | 427,967 | 294,714 | 1,067,385 | 12,506,694 |
| 524 | Moraine Valley | 19,610,700 | 3,063,239 | 1,819,834 | 254,070 | 2,565,435 | 166,272 | 1,243,838 | 1,698,905 | 642,371 | 31,064,664 |
| 527 | Morton | 5,938,227 | 1,158,420 | 248,411 | 57,570 | 497,482 | 543,452 | 384,748 | 403,207 | 220,970 | 9,452,487 |
| 535 | Oakton | 21,778,983 | 1,856,569 | 2,386,805 | 204,963 | 1,604,092 | 358,079 | 673,909 | 515,958 | 1,963,457 | 31,342,815 |
| 505 | Parkland | 16,895,275 | 1,209,407 | 1,026,905 | 273,121 | 1,790,866 | 174,695 | 1,071,854 | 610,566 | 935,770 | 23,988,459 |
| 515 | Prairie State | 8,013,311 | 743,370 | 685,311 | 111,308 | 813,443 | 15,222 | 607,269 | 243,722 | 122,187 | 11,355,143 |
| 521 | Rend Lake | 5,471,709 | 272,884 | 405,568 | 89,548 | 436,297 | 0 | 393,588 | 102,083 | 200,230 | 7,371,907 |
| 537 | Richland | 5,795,454 | 533,202 | 370,043 | 77,580 | 585,298 | 281,499 | 0 | 223,418 | 247,701 | 8,114,195 |
| 511 | Rock Valley | 12,847,130 | 1,529,165 | 1,024,820 | 236,579 | 1,533,157 | 48,393 | 563,590 | 1,085,691 | 329,743 | 19,198,268 |
| 518 | Sandburg | 4,154,039 | 308,904 | 529,752 | 74,550 | 342,492 | 84,229 | 280,348 | 132,489 | 103,146 | 6,009,949 |
| 506 | Sauk Valley | 4,606,015 | 498,981 | 183,473 | 87,715 | 467,057 | 0 | 249,078 | 62,094 | 30,366 | 6,184,779 |
| 531 | Shawnee | 3,443,997 | 9,546 | 220,624 | 64,300 | 441,994 | 209,067 | 274,415 | 163,663 | 513,481 | 5,341,087 |
| 510 | South Suburban | 12,451,030 | 1,853,758 | 399,268 | 101,826 | 1,493,034 | 535,246 | 865,328 | 150,983 | 90,550 | 17,941,023 |
| 533 | Southeastern | 3,795,502 | 264,919 | 541,468 | 131,691 | 403,919 | 40,106 | 329,882 | 99,523 | 1,378,386 | 6,985,396 |
| 534 | Spoon River | 3,020,254 | 317,640 | 117,979 | 53,715 | 372,511 | 29,946 | 281,165 | 84,261 | 248,171 | 4,525,642 |
| 504 | Triton | 24,445,669 | 4,335,976 | 1,500,462 | 143,545 | 1,939,901 | 416,243 | 1,382,072 | 899,229 | 514,998 | 35,578,095 |
| 516 | Waubensee | 9,714,822 | 738,542 | 525,834 | 197,133 | 1,760,933 | 366,890 | 811,192 | 731,155 | 499,148 | 15,345,649 |
| 539 | Wood | 3,479,851 | 378,009 | 333,612 | 114,041 | 359,799 | 173,960 | 187,315 | 51,622 | 333,694 | 5,411,903 |
| | TOTALS | \$549,914,310 | \$58,075,698 | \$42,378,778 | \$14,612,839 | \$42,504,260 | \$9,359,957 | \$32,349,527 | \$20,500,335 | \$28,053,131 | \$797,748,835 |

*Expenditures made from the Education and Operations and Maintenance Funds.
SOURCE OF DATA: College Audits

Illinois Community College Board

Table IV-14

FISCAL YEAR 1994 TOTAL CURRENT FUND* REVENUE BY SOURCE

| Dist. No. | District | Local Tax Revenue | Other Local Revenue | ICCB Grants | Other State Revenue | Federal Revenue | Tuition & Fees | Other Misc. Revenue | Total |
|--------------|------------------|-------------------------|---------------------------|----------------|---------------------------|--------------------|-------------------|------------------------|-----------------|
| 522 | Belleville | \$ 4,457,380 | \$ 1,147,208 | \$ 9,996,701 | \$ 1,913,055 | \$ 5,741,938 | \$ 9,431,754 | \$ 4,393,638 | \$ 37,081,674 |
| 503 | Black Hawk | 4,937,076 | 81,331 | 7,225,040 | 6,175,783 | 4,769,736 | 8,345,564 | 3,899,279 | 35,433,809 |
| 508 | Chicago | 76,918,211 | 0 | 56,000,044 | 16,903,406 | 30,395,603 | 31,958,294 | 8,497,983 | 220,673,541 |
| 507 | Danville | 3,208,885 | 10,378 | 3,288,462 | 1,663,856 | 4,400,953 | 2,887,459 | 328,067 | 15,788,060 |
| 502 | DuPage | 36,141,721 | 295,693 | 12,004,938 | 2,051,123 | 2,641,343 | 21,249,184 | 6,844,259 | 81,228,261 |
| 509 | Elgin | 14,431,076 | 80,339 | 3,836,507 | 1,280,937 | 531,219 | 5,429,985 | 3,889,181 | 29,479,244 |
| 512 | Harper | 24,941,599 | 169,699 | 6,742,589 | 1,825,079 | 95,160 | 12,957,744 | 6,347,228 | 53,079,098 |
| 519 | Highland | 2,256,917 | 0 | 2,508,116 | 881,390 | 1,457,314 | 2,082,652 | 1,499,769 | 10,686,158 |
| 514 | Illinois Central | 7,859,871 | 467,472 | 7,802,603 | 8,082,998 | 3,406,336 | 8,498,061 | 6,620,197 | 42,737,338 |
| 529 | Illinois Eastern | 1,995,966 | 38,127 | 7,949,712 | 2,263,957 | 4,696,655 | 1,795,322 | 2,617,130 | 21,356,869 |
| 513 | Illinois Valley | 3,893,552 | 21,485 | 2,240,508 | 1,170,930 | 2,500,774 | 2,771,844 | 2,208,249 | 14,807,342 |
| 525 | Joliet | 12,680,502 | 1,110,291 | 4,860,964 | 739,841 | 2,997,134 | 7,659,465 | 7,257,899 | 37,306,096 |
| 520 | Kankakee | 2,261,844 | 15,128 | 4,352,830 | 924,770 | 4,097,755 | 2,827,118 | 1,821,393 | 16,300,838 |
| 501 | Kaskaskia | 1,937,028 | 43,625 | 3,871,408 | 1,842,250 | 2,233,277 | 2,379,047 | 1,394,449 | 13,701,084 |
| 523 | Kishwaukee | 3,233,122 | 25,031 | 2,597,389 | 762,232 | 874,662 | 2,564,044 | 958,834 | 11,015,314 |
| 532 | Lake County | 21,865,447 | 875,069 | 5,086,396 | 2,249,644 | 1,911,831 | 8,807,730 | 5,307,822 | 46,103,939 |
| 517 | Lake Land | 2,978,011 | 60,522 | 3,942,303 | 4,604,124 | 3,010,504 | 4,139,550 | 1,377,097 | 20,112,111 |
| 536 | Lewis & Clark | 4,259,216 | 7,007 | 3,342,042 | 1,311,383 | 4,489,315 | 3,265,851 | 736,183 | 17,410,997 |
| 526 | Lincoln Land | 6,286,327 | 29,659 | 3,474,764 | 2,272,794 | 1,028,111 | 4,130,370 | 3,180,598 | 20,402,622 |
| 530 | Logan | 1,861,342 | 11,202 | 6,232,523 | 1,011,337 | 4,281,449 | 3,091,124 | 840,539 | 17,329,516 |
| 528 | McHenry | 7,799,734 | 43,481 | 1,982,642 | 831,256 | 725,407 | 3,653,089 | 1,614,212 | 16,649,821 |
| 524 | Moraine Valley | 12,432,686 | 6,498,629 | 7,212,198 | 4,148,720 | 424,605 | 11,909,687 | 4,138,925 | 46,765,450 |
| 527 | Morton | 4,528,722 | 84,745 | 1,812,477 | 1,312,803 | 599,366 | 2,290,962 | 1,220,702 | 11,849,777 |
| 535 | Oakton | 21,311,724 | 172,467 | 5,000,128 | 2,548,781 | 1,754,128 | 9,004,292 | 6,845,052 | 46,636,572 |
| 505 | Parkland | 8,830,671 | 349,611 | 5,831,169 | 2,423,343 | 1,751,322 | 8,381,954 | 3,573,632 | 31,141,702 |
| 515 | Prairie State | 5,019,922 | 35,245 | 2,752,401 | 785,422 | 1,925,388 | 4,778,129 | 566,060 | 15,862,567 |
| 521 | Rend Lake | 1,182,392 | 0 | 3,960,563 | 2,075,313 | 2,765,948 | 1,614,090 | 1,929,052 | 13,527,358 |
| 537 | Richland | 3,533,974 | 88,896 | 1,889,891 | 1,757,505 | 1,018,409 | 2,642,960 | 436,738 | 11,368,393 |
| 511 | Rock Valley | 10,660,877 | 2,141 | 3,793,454 | 2,559,453 | 3,666,698 | 6,133,948 | 885,636 | 27,702,207 |
| 518 | Sandburg | 2,374,804 | 250,173 | 1,991,308 | 861,583 | 1,812,508 | 1,923,439 | 1,642,396 | 10,856,211 |
| 506 | Sauk Valley | 2,544,464 | 0 | 2,295,426 | 581,531 | 1,783,499 | 1,970,184 | 1,659,097 | 10,834,201 |
| 531 | Shawnee | 954,562 | 4,044 | 2,468,610 | 550,686 | 3,071,091 | 1,797,360 | 1,491,062 | 10,337,415 |
| 510 | South Suburban | 8,087,886 | 66,028 | 5,146,813 | 1,722,218 | 4,153,909 | 6,312,649 | 2,634,971 | 28,124,474 |
| 533 | Southeastern | 1,125,646 | 35,662 | 4,021,926 | 1,553,583 | 3,311,322 | 3,945,683 | 751,673 | 14,745,495 |
| 534 | Spoon River | 1,420,675 | 2,707 | 1,548,833 | 859,951 | 1,499,460 | 1,755,228 | 856,796 | 7,943,650 |
| 504 | Triton | 16,431,720 | 1,065,598 | 7,622,088 | 2,133,422 | 4,192,119 | 11,578,574 | 5,174,962 | 48,198,683 |
| 516 | Waubensee | 8,217,007 | 112,892 | 2,697,095 | 1,456,542 | 1,558,875 | 4,312,613 | 3,980,185 | 22,335,159 |
| 539 | Wood | 1,439,848 | 73,799 | 1,930,584 | 673,544 | 2,250,940 | 1,900,600 | 990,867 | 9,260,182 |
| | TOTAL | \$356,302,607 | \$13,375,384 | \$221,313,445 | \$88,766,545 | \$123,826,012 | \$232,177,623 | \$110,411,812 | \$1,146,173,428 |

*Revenues received in the Education, Operation and Maintenance (including PBC), Restricted Purposes, Auxiliary Services, Liability/Protection/Settlement and Audit Funds.
SOURCE OF DATA: College Audits

Illinois Community College Board

Table IV-15

FISCAL YEAR 1994 TOTAL CURRENT FUND* EXPENDITURES BY FUNCTION

| Dist. No. | District | Instruction | Academic Support | Student Services | Public Service | Organized Research | Independent Operations | Operation & Maintenance | General Administration | Institutional Support | Total |
|-----------|------------------|---------------|------------------|------------------|----------------|--------------------|------------------------|-------------------------|------------------------|-----------------------|-----------------|
| 522 | Belleville | \$ 14,170,779 | \$ 1,221,679 | \$ 6,492,465 | \$ 2,968,579 | \$ 0 | \$ 3,909,455 | \$ 3,094,263 | \$ 1,604,548 | \$ 3,184,964 | \$ 36,646,732 |
| 503 ~ | Black Hawk | 10,755,504 | 2,573,063 | 5,871,891 | 2,561,881 | 0 | 2,599,494 | 2,272,462 | 1,884,972 | 3,698,554 | 32,217,821 |
| 508 | Chicago | 90,421,820 | 17,581,518 | 36,001,362 | 3,155,337 | 0 | 0 | 26,572,053 | 12,806,256 | 30,480,650 | 217,018,996 |
| 507 | Danville | 7,054,409 | 292,779 | 660,385 | 1,853,419 | 0 | 938,953 | 1,357,033 | 1,098,042 | 1,332,004 | 14,587,024 |
| 502 | DuPage | 37,964,839 | 2,670,640 | 7,721,648 | 4,877,355 | 0 | 5,156,543 | 7,643,990 | 5,729,421 | 5,897,010 | 77,661,446 |
| 509 | Elgin | 10,546,609 | 1,412,366 | 2,208,374 | 1,708,919 | 0 | 3,385,452 | 3,380,690 | 1,534,139 | 3,132,014 | 27,308,563 |
| 512 | Harper | 19,768,389 | 2,739,285 | 4,431,955 | 463,212 | 0 | 6,625,853 | 5,650,116 | 1,469,478 | 12,922,534 | 54,070,822 |
| 519 | Highland | 4,485,337 | 294,800 | 1,912,138 | 374,138 | 0 | 660,832 | 927,131 | 587,030 | 1,035,167 | 10,276,573 |
| 514 | Illinois Central | 16,599,842 | 3,160,878 | 6,028,093 | 489,853 | 0 | 5,037,539 | 4,722,172 | 1,908,987 | 3,491,118 | 41,438,482 |
| 529 | Illinois Eastern | 8,235,682 | 343,345 | 4,432,588 | 55,807 | 0 | 1,761,392 | 1,785,647 | 1,868,540 | 2,570,485 | 21,053,486 |
| 513 | Illinois Valley | 6,198,991 | 464,579 | 1,675,566 | 1,024,144 | 0 | 1,589,604 | 1,523,726 | 719,220 | 1,408,306 | 14,604,136 |
| 525 | Joliet | 16,575,007 | 957,679 | 3,224,627 | 966,918 | 0 | 6,432,651 | 3,437,898 | 1,544,440 | 2,320,220 | 35,459,440 |
| 520 | Kankakee | 5,537,092 | 405,867 | 1,667,657 | 2,601,967 | 0 | 1,036,848 | 1,161,279 | 681,557 | 1,852,863 | 14,945,130 |
| 501 | Kaskaskia | 8,002,865 | 281,393 | 614,425 | 0 | 0 | 1,440,035 | 1,071,714 | 504,099 | 1,365,697 | 13,280,228 |
| 523 | Kishwaukee | 4,988,362 | 1,422,465 | 1,459,180 | 446,165 | 54,887 | 71,992 | 1,275,527 | 693,272 | 491,410 | 10,903,260 |
| 532 | Lake County | 16,452,349 | 2,371,933 | 5,841,592 | 1,881,902 | 0 | 5,657,949 | 3,272,728 | 2,204,922 | 6,950,975 | 44,634,350 |
| 517 | Lake Land | 9,612,573 | 265,353 | 4,114,409 | 694,450 | 0 | 556,661 | 1,725,273 | 370,197 | 2,662,834 | 20,001,750 |
| 536 | Lewis & Clark | 7,403,253 | 286,830 | 2,940,914 | 1,709,194 | 0 | 608,699 | 1,916,009 | 690,996 | 1,295,950 | 16,851,845 |
| 526 | Lincoln Land | 10,689,975 | 564,650 | 1,561,374 | 1,840,311 | 0 | 1,679,222 | 1,972,928 | 853,472 | 1,840,755 | 21,002,687 |
| 530 | Logan | 8,114,198 | 524,735 | 4,288,120 | 279,973 | 0 | 568,396 | 1,527,927 | 741,645 | 1,509,601 | 17,554,595 |
| 528 | McHenry | 5,837,671 | 1,010,909 | 1,856,660 | 1,063,011 | 0 | 1,810,847 | 1,351,791 | 1,348,907 | 970,702 | 15,250,498 |
| 524 | Moraine Valley | 18,258,062 | 1,294,844 | 7,286,267 | 1,829,333 | 0 | 0 | 4,846,352 | 1,764,981 | 9,892,816 | 45,172,655 |
| 527 | Morton | 4,185,371 | 301,616 | 1,269,351 | 213,409 | 0 | 890,382 | 1,481,537 | 644,432 | 3,427,894 | 12,413,992 |
| 535 | Oakton | 20,546,798 | 2,337,033 | 4,877,479 | 625,753 | 0 | 5,259,617 | 2,903,074 | 2,413,191 | 1,198,246 | 40,161,191 |
| 505 | Parkland | 14,271,575 | 1,718,990 | 2,362,615 | 1,769,356 | 0 | 2,138,043 | 2,584,782 | 2,721,225 | 3,000,305 | 30,566,891 |
| 515 | Prairie State | 7,097,542 | 488,425 | 2,420,866 | 640,906 | 0 | 0 | 1,844,285 | 1,007,625 | 1,367,378 | 14,867,027 |
| 521 | Rend Lake | 6,215,656 | 242,469 | 3,043,702 | 564,310 | 0 | 970,024 | 1,184,087 | 581,728 | 683,802 | 13,485,778 |
| 537 | Richland | 5,021,946 | 396,968 | 2,174,782 | 711,337 | 0 | 37,319 | 1,041,860 | 663,628 | 1,075,933 | 11,123,773 |
| 511 | Rock Valley | 11,257,466 | 897,825 | 3,730,959 | 3,504,862 | 0 | 323,636 | 2,009,941 | 1,629,496 | 2,767,040 | 26,121,225 |
| 518 | Sandburg | 4,762,697 | 437,488 | 2,361,092 | 740,623 | 0 | 0 | 765,421 | 558,072 | 1,358,838 | 10,984,231 |
| 506 | Sauk Valley | 3,823,569 | 255,332 | 1,871,069 | 159,989 | 0 | 1,459,881 | 747,238 | 506,329 | 1,620,651 | 10,444,058 |
| 531 | Shawnee | 3,264,551 | 337,701 | 2,347,132 | 908,293 | 0 | 0 | 578,634 | 406,575 | 1,829,735 | 9,672,621 |
| 510 | South Suburban | 9,181,331 | 428,853 | 5,707,454 | 2,526,186 | 0 | 2,576,350 | 1,846,880 | 1,059,019 | 5,026,357 | 28,352,430 |
| 533 | Southeastern | 5,205,746 | 220,489 | 5,863,741 | 246,050 | 0 | 691,587 | 766,457 | 411,778 | 816,404 | 14,222,252 |
| 534 | Spoon River | 2,563,243 | 244,880 | 1,677,658 | 390,514 | 0 | 790,498 | 629,246 | 303,396 | 1,046,105 | 7,645,540 |
| 504 | Triton | 18,936,001 | 989,776 | 5,290,047 | 1,094,479 | 0 | 3,742,862 | 4,580,441 | 1,467,762 | 10,776,420 | 46,877,788 |
| 516 | Waubensee | 6,327,148 | 1,170,319 | 2,542,798 | 1,395,824 | 0 | 1,675,006 | 1,963,826 | 2,129,965 | 3,486,284 | 20,691,170 |
| 539 | Wood | 2,738,401 | 254,413 | 2,328,054 | 738,448 | 0 | 613,127 | 546,621 | 793,138 | 1,156,770 | 9,168,972 |
| TOTALS | | \$463,072,649 | \$52,864,167 | \$162,160,489 | \$49,076,207 | \$54,887 | \$72,696,749 | \$107,963,039 | \$59,906,480 | \$140,944,791 | \$1,108,739,458 |

*Expenditures made from the Education, Operation and Maintenance (including PBC), Restricted Purposes, Auxiliary Services, Liability/Protection/Settlement and Audit Funds.
SOURCE OF DATA: College Audits

Illinois Community College Board
Table IV-16
TOTAL ENERGY USAGE AND COSTS
FISCAL YEAR 1994

| <u>Dist. No.</u> | <u>District</u> | <u>Total BTUs Used (a)</u> | <u>BTUs Per GSF (b)</u> | <u>Total Utility Costs (c)</u> | <u>Total Utility Costs Per GSF</u> |
|----------------------|------------------|--------------------------------|-----------------------------|--|--|
| 522 | Belleville | 95,325 | 204,141 | 793,400 | 1.70 |
| 503 | Black Hawk | 73,857 | 143,715 | 786,504 | 1.53 |
| 508 | Chicago | DNS | DNS | DNS | DNS |
| 507 | Danville | 45,766 | 104,797 | 434,403 | 0.99 |
| 502 | DuPage | 226,745 | 192,933 | 1,801,296 | 1.53 |
| 509 | Elgin | 69,416 | 126,163 | 811,187 | 1.47 |
| 512 | Harper | 138,814 | 188,921 | 1,243,655 | 1.69 |
| 519 | Highland | 23,492 | 77,032 | 340,200 | 1.12 |
| 514 | Illinois Central | 76,219 | 120,198 | 774,517 | 1.22 |
| 529 | Illinois Eastern | 46,405 | 89,541 | 551,807 | 1.06 |
| 513 | Illinois Valley | 44,292 | 142,743 | 505,600 | 1.63 |
| 525 | Joliet | 56,692 | 107,102 | 695,745 | 1.31 |
| 520 | Kankakee | 30,200 | 114,619 | 391,488 | 1.49 |
| 501 | Kaskaskia | 28,863 | 126,634 | 295,748 | 1.29 |
| 523 | Kishwaukee | 40,230 | 124,646 | 402,400 | 1.25 |
| 532 | Lake County | 65,245 | 118,353 | 999,538 | 1.81 |
| 517 | Lake Land | 33,038 | 131,624 | 332,553 | 1.32 |
| 536 | Lewis & Clark | 47,307 | 108,379 | 472,611 | 1.08 |
| 526 | Lincoln Land | 50,034 | 156,393 | 599,084 | 1.87 |
| 530 | Logan | 22,121 | 69,602 | 351,793 | 1.11 |
| 528 | McHenry | 28,708 | 109,010 | 357,944 | 1.36 |
| 524 | Moraine Valley | 71,427 | 109,226 | 839,917 | 1.28 |
| 527 | Morton | 20,444 | 87,369 | 394,473 | 1.69 |
| 535 | Oakton | 53,690 | 131,164 | 716,245 | 1.75 |
| 505 | Parkland | 63,174 | 130,904 | 948,359 | 1.97 |
| 515 | Prairie State | 53,972 | 173,247 | 552,285 | 1.77 |
| 521 | Rend Lake | 26,085 | 105,796 | 307,017 | 1.25 |
| 537 | Richland | 10,606 | 52,297 | 204,970 | 1.01 |
| 511 | Rock Valley | 48,504 | 123,867 | 484,761 | 1.24 |
| 518 | Sandburg | 27,922 | 112,486 | 231,790 | 1.25 |
| 506 | Sauk Valley | 22,580 | 63,645 | 295,640 | 0.83 |
| 531 | Shawnee | 14,105 | 126,445 | 237,472 | 2.13 |
| 510 | South Suburban | 69,717 | 140,474 | 891,954 | 1.80 |
| 533 | Southeastern | 22,678 | 130,461 | 292,082 | 1.68 |
| 534 | Spoon River | 15,669 | 106,788 | 196,623 | 1.34 |
| 504 | Triton | 98,278 | 117,927 | 1,245,925 | 1.50 |
| 516 | Waubensee | 69,532 | 130,397 | 700,403 | 1.31 |
| 539 | Wood | 6,824 | 70,446 | 126,230 | 1.30 |
| | | 1,930,980 | 128,777 | \$21,607,619 | \$1.44 |

(a) BTUs - British Thermal Units of Energy in Millions

(b) GSF - Gross Square Feet

(c) Includes natural gas, electricity, fuel oil, water, and sewage.

SOURCE OF DATA: 1995 Tax Revenue and Budget Information Request

Section V

FACILITIES DATA

This section on facilities presents two types of data; the first part gives data on physical facilities available on community college campuses and the second briefly describes how the facilities were financed.

Table V-1 summarizes the total acreage on each college campus by nine categories of land use.

Table V-2 summarizes the total net assignable square feet (NASF) and gross square feet (GSF) available on each community college campus as of fall 1994.

Table V-3 lists the square footage of all on-campus facilities under construction or approved for construction as of fall 1994.

Table V-4 presents the total NASF by room use classification. Tables V-5 through V-7 show the NASF by function of space on each campus for completed facilities. The NASF is shown for state-funded facilities, locally funded facilities, and temporary facilities.

Table V-8 shows the NASF by function of space in state-funded facilities under construction. Table V-9 shows this breakdown for locally funded permanent facilities approved or under construction.

Table V-10 presents a computed figure for space (room use category) per student (10th day on-campus FTE).

Table V-11 shows the amount of space per college justified for state-supported construction based on the enrollment criteria utilized by both the IBHE and the ICCB. The calculation is based on full-time equivalent students (FTE). The formula used is explained in ICCB Rule 1501.603c4C.

Table V-12 depicts the number of protection, health, and safety projects approved and the budgeted amounts for these projects.

Table V-13 lists the project and funding for all capital projects completed since January 1990.

Tables V-14 through V-19 list projects currently under construction or approved as of February 1994. Table V-14 includes regular capital projects; Table V-15 identifies projects funded with protection, health, and safety monies; and Table V-16 lists repair and renovation grants funded through Build Illinois for fiscal years 1991/1992. Tables V-17 through V-19 show capital renewal grants for fiscal years 1993, 1994, and 1995, respectively.

Illinois Community College Board

Table V-1
SUMMARY OF ACRES BY USE FOR ILLINOIS PUBLIC COMMUNITY COLLEGES AS OF AUGUST 1, 1994

| Dist No. | District/College | Landscaped Grounds | P.E. & Athletic Fields | Buildings/ Structures | Experiment Plots | Instruc. Areas | Other | Parking Lots | Roadways | Pond Retention & Drainage | Other | Total Assigned Acres | Unassigned | Total Acres | Total Funded By State |
|----------|---------------------------|--------------------|------------------------|-----------------------|------------------|----------------|--------|--------------|----------|---------------------------|-------|----------------------|------------|-------------|-----------------------|
| 522 | Belleville | 38.35 | 10.60 | 8.27 | 0.00 | 1.09 | 101.60 | 10.89 | 15.62 | 2.64 | 0.00 | 189.06 | 9.77 | 198.83 | 151.00 |
| 503 | Black Hawk | 71.85 | 13.86 | 9.59 | 11.00 | 3.00 | 0.00 | 19.10 | 7.50 | 5.28 | 0.00 | 141.18 | 121.82 | 263.00 | 160.35 |
| 508 | Chicago | | | | | | | | | | | | | | |
| | Daley | 4.28 | 2.65 | 4.20 | 0.00 | 0.00 | 0.00 | 12.46 | 1.94 | 0.00 | 0.00 | 25.53 | 0.00 | 25.53 | 0.00 |
| | Kennedy-King | 3.14 | 1.28 | 7.76 | 0.00 | 0.00 | 0.00 | 6.73 | 0.59 | 0.00 | 0.00 | 20.20 | 0.00 | 20.20 | 0.00 |
| | Malcolm X | 4.93 | 0.00 | 5.25 | 0.00 | 0.00 | 0.00 | 9.67 | 0.00 | 0.00 | 0.46 | 20.31 | 0.75 | 21.06 | 10.23 |
| | Olive-Harvey | 50.47 | 0.10 | 3.55 | 0.00 | 0.00 | 0.00 | 7.68 | 0.50 | 0.00 | 8.85 | 71.15 | 0.00 | 71.15 | 0.00 |
| | Truman | 2.29 | 1.24 | 4.06 | 0.00 | 0.67 | 0.00 | 4.13 | 0.20 | 0.00 | 0.00 | 12.59 | 0.00 | 12.59 | 5.49 |
| | Washington | 0.00 | 0.00 | 0.66 | 0.00 | 0.00 | 0.00 | 0.00 | 0.00 | 0.00 | 0.00 | 0.66 | 0.00 | 0.66 | 0.00 |
| | Wright | 6.30 | 0.91 | 12.43 | 0.00 | 0.00 | 0.00 | 8.56 | 0.00 | 0.00 | 0.00 | 28.20 | 0.00 | 28.20 | 28.20 |
| 507 | Danville | 29.33 | 0.00 | 8.34 | 16.96 | 0.00 | 0.00 | 11.94 | 5.00 | 0.00 | 0.00 | 71.57 | 0.00 | 71.57 | 41.75 |
| 502 | DuPage | 71.89 | 24.43 | 25.55 | 42.00 | 0.27 | 22.22 | 79.52 | 7.38 | 12.25 | 0.00 | 285.51 | 11.98 | 297.49 | 13.80 |
| 509 | Elgin | 58.00 | 0.00 | 7.80 | 0.00 | 1.50 | 0.00 | 24.20 | 5.00 | 9.50 | 0.00 | 106.00 | 13.00 | 119.00 | 119.00 |
| 512 | Harper | 0.00 | 21.00 | 35.00 | 0.00 | 49.00 | 17.00 | 35.00 | 27.00 | 8.00 | 0.00 | 192.00 | 0.00 | 192.00 | 92.00 |
| 519 | Highland | 22.70 | 30.00 | 7.25 | 0.00 | 0.00 | 0.00 | 20.00 | 10.00 | 10.05 | 0.00 | 100.00 | 0.00 | 100.00 | 47.95 |
| 514 | Illinois Central | 106.60 | 6.10 | 7.60 | 3.80 | 0.00 | 261.89 | 31.00 | 12.00 | 3.80 | 0.00 | 432.79 | 0.00 | 432.79 | 32.35 |
| 529 | Illinois Eastern Frontier | 3.08 | 0.00 | 1.00 | 0.00 | 0.00 | 0.00 | 0.05 | 0.00 | 0.00 | 0.00 | 5.03 | 5.02 | 10.05 | 0.00 |
| | Lincoln Trail | 12.00 | 5.00 | 3.05 | 0.00 | 0.00 | 5.00 | 6.05 | 5.00 | 2.00 | 0.00 | 39.00 | 86.00 | 125.00 | 0.00 |
| | Olney Central | 81.00 | 17.00 | 8.00 | 0.05 | 0.00 | 0.00 | 5.02 | 1.01 | 1.00 | 0.00 | 113.08 | 14.02 | 128.00 | 0.00 |
| | Wabash | 5.00 | 2.00 | 9.00 | 0.00 | 0.00 | 0.00 | 3.00 | 1.00 | 2.00 | 0.00 | 22.00 | 18.00 | 40.00 | 0.00 |
| 513 | Illinois Valley | 36.00 | 26.00 | 7.00 | 0.00 | 0.00 | 0.00 | 18.00 | 2.00 | 3.00 | 0.00 | 92.00 | 323.40 | 415.40 | 56.00 |
| 525 | Joliet | 47.50 | 36.00 | 16.50 | 0.00 | 140.00 | 0.00 | 29.00 | 7.00 | 22.00 | 0.00 | 298.00 | 67.00 | 365.00 | 80.00 |
| 520 | Kankakee | 39.09 | 24.60 | 9.00 | 18.00 | 0.00 | 64.30 | 14.71 | 5.50 | 1.30 | 0.00 | 176.50 | 1.00 | 177.50 | 128.70 |
| 501 | Kaskaskia | 140.42 | 15.00 | 3.58 | 4.00 | 4.00 | 0.00 | 9.72 | 3.28 | 0.00 | 0.00 | 190.00 | 0.00 | 190.00 | 0.00 |
| 523 | Kishwaukee | 33.30 | 7.00 | 26.80 | 22.30 | 0.00 | 0.00 | 11.00 | 2.00 | 6.00 | 0.00 | 108.40 | 11.60 | 120.00 | 63.50 |
| 532 | Lake County | 77.35 | 8.28 | 7.69 | 1.50 | 12.00 | 0.00 | 28.80 | 3.64 | 7.00 | 0.00 | 146.26 | 87.37 | 233.63 | 51.52 |
| 517 | Lake Land | 83.80 | 3.52 | 5.77 | 21.00 | 169.80 | 0.00 | 11.69 | 6.29 | 5.80 | 0.00 | 307.67 | 0.00 | 307.67 | 20.76 |
| 536 | Lewis & Clark | 76.00 | 9.00 | 15.00 | 0.00 | 0.00 | 0.00 | 4.00 | 4.00 | 1.00 | 0.00 | 113.00 | 105.00 | 218.00 | 218.00 |
| 526 | Lincoln Land | 53.00 | 35.00 | 7.20 | 31.50 | 0.00 | 7.00 | 19.50 | 4.00 | 7.00 | 0.00 | 164.20 | 57.00 | 221.20 | 118.40 |
| 530 | Logan | 12.80 | 19.80 | 7.90 | 0.00 | 0.00 | 0.00 | 17.80 | 4.50 | 3.10 | 0.00 | 65.90 | 95.10 | 161.00 | 57.50 |
| 528 | McHenry | 7.00 | 11.00 | 6.00 | 5.00 | 16.00 | 0.00 | 13.00 | 2.00 | 4.00 | 0.00 | 64.00 | 44.00 | 108.00 | 31.00 |
| 524 | Moraine Valley | 41.00 | 15.00 | 12.00 | 40.00 | 0.00 | 0.00 | 20.00 | 8.00 | 3.00 | 0.00 | 139.00 | 155.00 | 294.00 | 0.00 |
| 527 | Morton | 0.52 | 0.00 | 2.67 | 0.00 | 0.00 | 1.67 | 7.28 | 2.10 | 4.36 | 0.00 | 18.60 | 0.00 | 18.60 | 15.56 |
| 535 | Oakton | 22.00 | 29.25 | 4.00 | 1.75 | 62.50 | 0.00 | 22.00 | 5.50 | 23.00 | 0.00 | 170.00 | 0.00 | 170.00 | 147.00 |
| 505 | Parkland | 93.00 | 65.00 | 8.00 | 25.00 | 0.00 | 0.00 | 26.00 | 7.00 | 6.00 | 0.00 | 230.00 | 0.00 | 230.00 | 179.00 |
| 515 | Prairie State | 46.00 | 7.00 | 4.00 | 0.00 | 0.00 | 0.00 | 18.00 | 4.00 | 3.00 | 0.00 | 82.00 | 39.00 | 121.00 | 26.00 |
| 521 | Rend Lake | 52.00 | 6.00 | 8.00 | 217.50 | 0.00 | 0.00 | 5.90 | 4.00 | 2.00 | 0.00 | 295.00 | 0.00 | 295.00 | 0.00 |
| 537 | Richland | 36.20 | 6.00 | 3.75 | 0.00 | 58.65 | 0.00 | 5.00 | 3.00 | 1.50 | 0.00 | 117.00 | 0.00 | 117.00 | 0.00 |
| 511 | Rock Valley | 102.99 | 22.00 | 4.04 | 0.00 | 0.00 | 2.00 | 10.88 | 3.17 | 3.00 | 0.00 | 205.08 | 14.70 | 219.78 | 78.00 |
| 518 | Sandburg | 38.74 | 10.00 | 5.40 | 6.00 | 0.00 | 25.35 | 6.25 | 4.00 | 0.75 | 0.00 | 100.49 | 7.51 | 108.00 | 108.00 |
| 506 | Sauk Valley | 95.46 | 12.62 | 7.85 | 11.70 | 0.00 | 0.00 | 12.53 | 4.21 | 0.13 | 0.00 | 144.50 | 0.00 | 144.50 | 81.50 |
| 531 | Shawnee | 22.00 | 4.10 | 3.40 | 2.00 | 2.00 | 116.70 | 7.00 | 1.70 | 4.00 | 0.00 | 163.00 | 2.00 | 165.00 | 50.90 |
| 510 | South Suburban | 54.40 | 8.10 | 8.10 | 0.00 | 0.00 | 4.20 | 25.62 | 6.30 | 4.00 | 0.00 | 106.70 | 10.50 | 117.20 | 35.10 |
| 533 | Southeastern | 5.78 | 24.00 | 4.00 | 0.00 | 0.00 | 9.00 | 9.22 | 2.00 | 9.00 | 0.00 | 54.00 | 94.00 | 148.00 | 50.00 |
| 534 | Spoon River | 13.00 | 10.00 | 3.00 | 15.00 | 3.00 | 0.00 | 5.00 | 3.00 | 10.00 | 0.00 | 61.00 | 99.00 | 160.00 | 28.00 |
| 601 | State | 10.00 | 0.00 | 1.97 | 0.00 | 0.00 | 0.00 | 2.34 | 1.50 | 0.00 | 0.00 | 15.81 | 18.42 | 34.23 | 25.73 |
| 504 | Triton | 28.38 | 12.57 | 10.51 | 0.00 | 0.00 | 3.75 | 37.36 | 9.20 | 1.00 | 0.00 | 102.77 | 0.00 | 102.77 | 55.00 |
| 516 | Waubesa | 65.50 | 8.80 | 7.00 | 0.00 | 16.00 | 6.50 | 18.00 | 4.00 | 6.50 | 0.00 | 125.80 | 109.10 | 234.90 | 26.20 |
| 539 | Wood | 4.80 | 3.70 | 6.75 | 10.50 | 0.00 | 0.25 | 3.50 | 1.00 | 3.50 | 0.00 | 34.00 | 17.90 | 51.90 | 36.90 |
| | TOTALS | 1909.24 | 575.51 | 395.24 | 506.56 | 539.48 | 697.74 | 718.60 | 217.63 | 201.66 | 0.00 | 5766.54 | 1638.93 | 7406.39 | 2470.39 |

SOURCE: OF DATA. RAMP/CC Table C1.3 (FY 1996)

BEST COPY AVAILABLE

Illinois Community College Board
Table V-2
SUMMARY OF TOTAL SQUARE FOOTAGE AVAILABLE
ON ILLINOIS PUBLIC COMMUNITY COLLEGE CAMPUSES AS OF AUGUST 1, 1994

| Dist. No. | District/College | State-Appropriated Permanent | | Locally Funded Permanent | | Total Permanent | | Temporary | | Totals | | % Effic.* All Bldgs. |
|--------------|------------------|---------------------------------|------------|-----------------------------|-----------|-----------------|------------|-----------|---------|------------|------------|-------------------------|
| | | NASF | GSF | NASF | GSF | NASF | GSF | NASF | GSF | NASF | GSF | |
| 522 | Belleville | 173,145 | 261,286 | 156,937 | 197,974 | 330,082 | 459,260 | 16,650 | 17,820 | 346,732 | 477,080 | 72.7% |
| 503 | Black Hawk | 282,777 | 419,445 | 12,671 | 13,050 | 295,448 | 432,495 | 27,045 | 27,354 | 322,493 | 459,849 | 70.1% |
| 508 | Chicago | | | | | | | | | | | |
| | Daley | 0 | 0 | 232,593 | 358,006 | 232,593 | 358,006 | 73,553 | 88,921 | 306,146 | 446,927 | 68.5% |
| | Kennedy-King | 292,860 | 513,777 | 91,239 | 160,068 | 384,099 | 673,845 | 0 | 0 | 384,099 | 673,845 | 61.5% |
| | Malcolm X | 215,973 | 397,256 | 103,982 | 172,712 | 319,955 | 569,968 | 0 | 0 | 319,955 | 569,968 | 56.1% |
| | Olive-Harvey | 0 | 0 | 253,190 | 357,000 | 253,190 | 357,000 | 48,066 | 123,777 | 301,256 | 480,777 | 62.7% |
| | Truman | 221,833 | 306,525 | 160,914 | 234,522 | 382,747 | 541,047 | 0 | 0 | 382,747 | 541,047 | 70.7% |
| | Washington | 0 | 0 | 221,778 | 345,317 | 221,778 | 345,317 | 0 | 0 | 221,778 | 345,317 | 64.2% |
| | Wright | 100,777 | 180,307 | 333,593 | 550,102 | 434,370 | 730,409 | 0 | 4,380 | 434,370 | 734,789 | 59.1% |
| 507 | Danville | 131,621 | 218,402 | 6,669 | 12,238 | 138,290 | 230,640 | 125,649 | 206,066 | 263,939 | 436,706 | 60.4% |
| 502 | DuPage | 472,562 | 658,143 | 316,995 | 517,112 | 789,557 | 1,175,255 | 0 | 0 | 789,557 | 1,175,255 | 67.2% |
| 509 | Elgin | 117,732 | 204,392 | 169,122 | 280,449 | 286,854 | 484,841 | 44,262 | 65,364 | 331,116 | 550,205 | 60.2% |
| 512 | Harper | 363,403 | 599,832 | 102,725 | 134,938 | 466,128 | 734,770 | 0 | 0 | 466,128 | 734,770 | 63.4% |
| 519 | Highland | 135,604 | 195,640 | 76,321 | 95,918 | 211,925 | 291,558 | 33,212 | 42,405 | 245,137 | 333,963 | 73.4% |
| 514 | Illinois Central | 315,760 | 455,802 | 139,745 | 180,388 | 455,505 | 636,190 | 0 | 0 | 455,505 | 636,190 | 71.6% |
| 529 | Illinois Eastern | | | | | | | | | | | |
| | Frontier | 0 | 0 | 20,723 | 27,899 | 20,723 | 27,899 | 0 | 0 | 20,723 | 27,899 | 74.3% |
| | Lincoln Trail | 72,946 | 90,467 | 28,803 | 33,971 | 101,749 | 124,438 | 22,499 | 27,800 | 124,248 | 152,238 | 80.8% |
| | Olney | 76,472 | 112,626 | 20,697 | 26,133 | 97,169 | 138,759 | 31,211 | 36,336 | 128,380 | 175,095 | 68.2% |
| | Wabash Valley | 77,194 | 102,615 | 40,660 | 52,906 | 117,854 | 155,521 | 0 | 0 | 117,854 | 155,521 | 75.3% |
| 513 | Illinois Valley | 182,703 | 264,652 | 34,753 | 45,642 | 217,456 | 310,294 | 0 | 0 | 217,456 | 310,294 | 70.1% |
| 525 | Joliet | 259,828 | 389,819 | 33,175 | 46,775 | 293,003 | 436,594 | 46,786 | 51,730 | 339,789 | 488,324 | 69.6% |
| 520 | Kankakee | 160,178 | 202,578 | 29,844 | 37,744 | 190,022 | 240,322 | 16,369 | 23,160 | 206,391 | 263,482 | 78.3% |
| 501 | Kaskaskia | 35,260 | 51,949 | 108,588 | 158,888 | 143,848 | 210,837 | 15,682 | 17,993 | 159,530 | 228,830 | 69.7% |
| 523 | Kishwaukee | 115,688 | 165,938 | 111,152 | 152,054 | 226,840 | 317,992 | 6,758 | 12,561 | 233,598 | 330,553 | 70.7% |
| 532 | Lake County | 195,756 | 301,828 | 66,603 | 119,306 | 262,359 | 421,134 | 113,151 | 130,143 | 375,510 | 551,277 | 68.1% |
| 517 | Lake Land | 164,612 | 212,848 | 2,716 | 3,072 | 167,328 | 215,920 | 31,860 | 34,026 | 199,188 | 249,946 | 79.7% |
| 536 | Lewis & Clark | 160,452 | 247,846 | 115,271 | 188,651 | 275,723 | 436,497 | 0 | 0 | 275,723 | 436,497 | 63.2% |
| 526 | Lincoln Land | 192,983 | 278,113 | 38,830 | 50,106 | 231,813 | 328,219 | 0 | 0 | 231,813 | 328,219 | 70.6% |
| 530 | Logan | 149,398 | 231,308 | 68,201 | 86,512 | 217,599 | 317,820 | 0 | 0 | 217,599 | 317,820 | 68.5% |
| 528 | McHenry | 101,961 | 142,472 | 77,060 | 120,884 | 179,021 | 263,356 | 0 | 0 | 179,021 | 263,356 | 68.0% |
| 524 | Moraine Valley | 332,693 | 480,629 | 110,313 | 173,774 | 443,006 | 654,403 | 0 | 0 | 443,006 | 654,403 | 67.7% |
| 527 | Morton | 142,416 | 228,642 | 4,676 | 4,876 | 147,092 | 233,518 | 0 | 0 | 147,092 | 233,518 | 63.0% |
| 535 | Oakton | 192,010 | 303,107 | 35,958 | 49,933 | 227,968 | 353,040 | 0 | 0 | 227,968 | 353,040 | 64.6% |
| 505 | Parkland | 285,008 | 381,053 | 74,030 | 102,304 | 359,038 | 483,357 | 0 | 0 | 359,038 | 483,357 | 74.3% |
| 515 | Prairie State | 169,486 | 260,313 | 23,760 | 28,180 | 193,246 | 288,493 | 17,893 | 23,040 | 211,139 | 311,533 | 67.8% |
| 521 | Rend Lake | 120,191 | 173,987 | 56,260 | 68,986 | 176,451 | 242,973 | 0 | 0 | 176,451 | 242,973 | 72.6% |
| 537 | Richland | 143,502 | 202,144 | 865 | 1,000 | 144,367 | 203,144 | 0 | 0 | 144,367 | 203,144 | 71.1% |
| 511 | Rock Valley | 217,246 | 308,506 | 134,125 | 166,996 | 351,371 | 475,502 | 0 | 0 | 351,371 | 475,502 | 73.9% |
| 518 | Sandburg | 78,267 | 109,444 | 33,697 | 42,566 | 111,964 | 152,010 | 27,312 | 32,721 | 139,276 | 184,731 | 75.4% |
| 506 | Sauk Valley | 178,692 | 353,290 | 41,031 | 51,040 | 219,723 | 404,330 | 0 | 0 | 219,723 | 404,330 | 54.3% |
| 531 | Shawnee | 49,308 | 63,931 | 29,738 | 42,866 | 79,046 | 106,797 | 2,772 | 2,880 | 81,818 | 109,677 | 74.6% |
| 510 | South Suburban | 301,437 | 436,259 | 68,573 | 93,670 | 370,010 | 529,929 | 0 | 0 | 370,010 | 529,929 | 69.8% |
| 533 | Southeastern | 71,605 | 106,075 | 49,050 | 67,753 | 120,655 | 173,828 | 0 | 0 | 120,655 | 173,828 | 69.4% |
| 534 | Spoon River | 106,300 | 146,733 | 27,102 | 47,000 | 133,402 | 193,733 | 0 | 0 | 133,402 | 193,733 | 68.9% |
| 601 | State | 96,619 | 127,475 | 0 | 0 | 96,619 | 127,475 | 0 | 0 | 96,619 | 127,475 | 75.8% |
| 504 | Triton | 482,549 | 713,767 | 96,180 | 119,618 | 578,729 | 833,385 | 0 | 0 | 578,729 | 833,385 | 69.4% |
| 516 | Waubesa | 142,721 | 162,700 | 236,523 | 270,054 | 379,244 | 432,754 | 0 | 0 | 379,244 | 432,754 | 87.6% |
| 539 | Wood | 52,382 | 76,973 | 6,065 | 7,558 | 58,447 | 84,531 | 9,828 | 12,338 | 68,275 | 96,869 | 70.5% |
| TOTALS | | 7,931,910 | 11,840,894 | 4,203,496 | 6,098,511 | 12,135,406 | 17,939,405 | 710,558 | 980,815 | 12,845,964 | 18,920,220 | |

NASF = Net Assignable Square Feet

GSF = Gross Square Feet

*Building efficiency equals net assignable square feet divided by gross square feet.

OF DATA: RAMP/CC Table C1.0 (FY 1996)

Illinois Community College Board
Table V-3
SQUARE FOOTAGE OF ON-CAMPUS FACILITIES UNDER CONSTRUCTION
OR APPROVED FOR CONSTRUCTION AS OF AUGUST 1, 1994

| Dist. No. | District/College | State-Appropriated | | Locally Funded | | Total | | % Effc. |
|--------------|------------------|--------------------|---------|----------------|---------|-----------|-----------|---------|
| | | NASF | GSF | NASF | GSF | NASF | GSF | |
| 522 | Belleville | 330,082 | 459,260 | 16,650 | 17,820 | 346,732 | 477,080 | 72.7% |
| 503 | Black Hawk | 0 | 0 | 0 | 0 | 0 | 0 | |
| 508 | Chicago | | | | | 0 | 0 | |
| | Daley | 0 | 0 | 113,300 | 170,000 | 113,300 | 170,000 | 66.7% |
| | Kennedy-King | 0 | 0 | 0 | 0 | 0 | 0 | |
| | Malcolm X | 0 | 0 | 0 | 0 | 0 | 0 | |
| | Olive-Harvey | 0 | 0 | 0 | 0 | 0 | 0 | |
| | Truman | 0 | 0 | 0 | 0 | 0 | 0 | |
| | Washington | 0 | 0 | 0 | 0 | 0 | 0 | |
| | Wright | 0 | 0 | 28,700 | 43,560 | 28,700 | 43,560 | 65.9% |
| 507 | Danville | 0 | 0 | 0 | 0 | 0 | 0 | |
| 502 | DuPage | 0 | 0 | 105,416 | 159,668 | 105,416 | 159,668 | 66.0% |
| 509 | Elgin | 0 | 0 | 32,350 | 46,215 | 32,350 | 46,215 | 70.0% |
| 512 | Harper | 0 | 0 | 0 | 0 | 0 | 0 | |
| 519 | Highland | 0 | 0 | 0 | 0 | 0 | 0 | |
| 514 | Illinois Central | 0 | 0 | 0 | 0 | 0 | 0 | |
| 529 | Illinois Eastern | | | | | 0 | 0 | |
| | Frontier | 0 | 0 | 0 | 0 | 0 | 0 | |
| | Lincoln Trail | 0 | 0 | 0 | 0 | 0 | 0 | |
| | Olney | 0 | 0 | 0 | 0 | 0 | 0 | |
| | Wabash | 0 | 0 | 0 | 0 | 0 | 0 | |
| 513 | Illinois Valley | 0 | 0 | 0 | 0 | 0 | 0 | |
| 525 | Joliet | 72,789 | 74,400 | 18,197 | 18,600 | 90,986 | 93,000 | 97.8% |
| 520 | Kankakee | 0 | 0 | 0 | 0 | 0 | 0 | |
| 501 | Kaskaskia | 0 | 0 | 0 | 0 | 0 | 0 | |
| 523 | Kishwaukee | 0 | 0 | 0 | 0 | 0 | 0 | |
| 532 | Lake County | 43,692 | 82,617 | 46,331 | 66,484 | 90,023 | 149,101 | 60.4% |
| 517 | Lake Land | 0 | 0 | 0 | 0 | 0 | 0 | |
| 536 | Lewis & Clark | 0 | 0 | 0 | 0 | 0 | 0 | |
| 526 | Lincoln Land | 0 | 0 | 7,700 | 8,294 | 7,700 | 8,294 | 92.8% |
| 530 | Logan | 0 | 0 | 0 | 0 | 0 | 0 | |
| 528 | McHenry | 0 | 0 | 0 | 0 | 0 | 0 | |
| 524 | Moraine Valley | 0 | 0 | 0 | 0 | 0 | 0 | |
| 527 | Morton | 0 | 0 | 0 | 0 | 0 | 0 | |
| 535 | Oakton | 0 | 0 | 138,370 | 196,000 | 138,370 | 196,000 | 70.6% |
| 505 | Parkland | 8,680 | 13,350 | 0 | 0 | 8,680 | 13,350 | 65.0% |
| 515 | Prairie State | 20,363 | 26,472 | 6,787 | 8,823 | 27,150 | 35,295 | 76.9% |
| 521 | Reed Lake | 0 | 0 | 0 | 0 | 0 | 0 | |
| 537 | Richland | 0 | 0 | 0 | 0 | 0 | 0 | |
| 511 | Rock Valley | 0 | 0 | 0 | 0 | 0 | 0 | |
| 518 | Sandburg | 0 | 0 | 0 | 0 | 0 | 0 | |
| 506 | Sauk Valley | 0 | 0 | 0 | 0 | 0 | 0 | |
| 531 | Shawnee | 0 | 0 | 0 | 0 | 0 | 0 | |
| 510 | South Suburban | 0 | 0 | 0 | 0 | 0 | 0 | |
| 533 | Southeastern | 0 | 0 | 0 | 0 | 0 | 0 | |
| 534 | Spoon River | 0 | 0 | 0 | 0 | 0 | 0 | |
| 601 | State | 0 | 0 | 0 | 0 | 0 | 0 | |
| 504 | Triton | 6,100 | 7,015 | 0 | 0 | 6,100 | 7,015 | 87.0% |
| 516 | Waubensee | 0 | 0 | 0 | 0 | 0 | 0 | |
| 539 | Wood | 13,464 | 19,800 | 4,488 | 6,600 | 17,952 | 26,400 | 68.0% |
| TOTALS | | 495,170 | 682,914 | 518,289 | 742,064 | 1,013,459 | 1,424,978 | |

NASF = Net Assignable Square Feet

GSF = Gross Square Feet

SOURCES OF DATA: RAMP/CC Table C1.1 (FY 1996)

ICCB Records

TOTAL NET ASSIGNABLE SQUARE FOOTAGE BY ROOM USE CLASSIFICATION

Illinois Community College Board
Table V-4

| Dist No | District/College | Classroom | Laboratory | Office | Study | Athletic/ P.E. | Special Use | Theater/ Aud. | General Use | Support | Health Care | Unclass. | NASF | OSF |
|------------|------------------|-----------|------------|-----------|---------|-------------------|----------------|------------------|----------------|---------|----------------|----------|------------|------------|
| 522 | Belleville | 87,872 | 68,256 | 37,438 | 7,880 | 65,282 | 14,892 | 4,622 | 31,457 | 28,583 | 0 | 450 | 346,732 | 477,080 |
| 503 | Black Hawk | 39,670 | 67,248 | 39,183 | 38,371 | 54,740 | 13,470 | 2,235 | 37,321 | 27,848 | 1,047 | 1,360 | 322,493 | 459,849 |
| 508 | Chicago | | | | | | | | | | | | | |
| | Daley | 71,393 | 67,328 | 59,647 | 30,523 | 15,430 | 10,944 | 5,700 | 31,523 | 11,161 | 1,297 | 1,200 | 306,146 | 446,927 |
| | Kennedy-King | 68,160 | 134,249 | 64,486 | 20,387 | 8,303 | 39,291 | 7,219 | 28,670 | 12,465 | 869 | 0 | 384,099 | 673,845 |
| | Malcolm X | 82,459 | 43,587 | 73,723 | 33,922 | 17,850 | 25,080 | 0 | 19,994 | 13,622 | 1,495 | 8,223 | 319,955 | 569,968 |
| | Olive-Harvey | 64,701 | 62,497 | 83,444 | 1,425 | 28,495 | 8,100 | 4,200 | 30,597 | 16,597 | 1,200 | 0 | 301,256 | 480,777 |
| | Truman | 105,421 | 74,633 | 81,946 | 41,265 | 9,422 | 9,085 | 3,682 | 42,475 | 13,743 | 1,075 | 0 | 382,747 | 541,047 |
| | Washington | 50,616 | 34,465 | 88,060 | 15,348 | 0 | 7,247 | 0 | 14,605 | 11,437 | 0 | 0 | 221,778 | 345,317 |
| | Wright | 76,493 | 87,172 | 68,072 | 39,670 | 46,717 | 13,864 | 20,262 | 9,808 | 12,665 | 147 | 59,500 | 434,370 | 734,789 |
| 507 | Danville | 39,202 | 56,443 | 45,753 | 10,715 | 17,120 | 3,773 | 3,418 | 19,152 | 16,293 | 0 | 52,070 | 263,939 | 436,706 |
| 502 | DuPage | 132,580 | 176,297 | 127,462 | 54,116 | 65,173 | 38,961 | 15,777 | 112,329 | 49,259 | 1,261 | 16,342 | 789,557 | 1,175,255 |
| 509 | Elgin | 76,039 | 96,139 | 46,781 | 19,786 | 1,955 | 12,409 | 0 | 54,327 | 11,680 | 0 | 0 | 331,116 | 550,205 |
| 512 | Harper | 73,189 | 137,853 | 74,935 | 28,407 | 42,351 | 17,099 | 4,860 | 60,834 | 26,306 | 294 | 0 | 466,128 | 734,770 |
| 519 | Highland | 27,919 | 42,068 | 34,395 | 12,393 | 17,586 | 3,673 | 4,509 | 30,886 | 12,207 | 0 | 59,041 | 245,137 | 333,963 |
| 514 | Illinois Central | 50,510 | 136,134 | 62,908 | 32,547 | 15,290 | 19,755 | 11,282 | 81,931 | 42,133 | 1,789 | 1,226 | 455,505 | 636,190 |
| 529 | Illinois Eastern | | | | | | | | | | | | | |
| | Frontier | 4,641 | 4,598 | 5,527 | 1,248 | 0 | 198 | 0 | 2,981 | 1,530 | 0 | 0 | 20,723 | 27,899 |
| | Lincoln Trail | 15,317 | 31,531 | 9,676 | 6,430 | 20,654 | 6,403 | 6,702 | 15,035 | 8,111 | 0 | 4,389 | 124,248 | 152,238 |
| | Olney | 14,037 | 46,665 | 14,847 | 12,540 | 10,678 | 4,838 | 5,016 | 14,569 | 5,190 | 0 | 0 | 128,380 | 175,095 |
| | Wabash | 13,605 | 34,119 | 7,119 | 5,743 | 20,942 | 5,379 | 7,898 | 11,672 | 11,077 | 0 | 0 | 117,854 | 155,521 |
| 513 | Illinois Valley | 29586 | 58309 | 25013 | 17845 | 19156 | 4574 | 9006 | 26269 | 27698 | 0 | 0 | 217456 | 310294 |
| 525 | Joliet | 50,660 | 111,698 | 42,493 | 30,384 | 21,118 | 16,586 | 4,748 | 37,124 | 17,969 | 480 | 6,529 | 339,789 | 488,324 |
| 520 | Kankakee | 40,775 | 46,725 | 32,459 | 14,427 | 19,320 | 7,678 | 0 | 24,341 | 15,420 | 0 | 5,246 | 206,391 | 263,482 |
| 501 | Kaskaskia | 24,138 | 48,395 | 22,592 | 13,770 | 16,716 | 4,036 | 9,213 | 14,011 | 5,999 | 0 | 660 | 159,530 | 228,830 |
| 523 | Kishwaukee | 30,430 | 74,635 | 32,851 | 13,058 | 9,007 | 19,039 | 0 | 31,825 | 22,642 | 111 | 0 | 233,598 | 330,553 |
| 532 | Lake County | 66,829 | 93,386 | 57,613 | 34,806 | 27,129 | 23,115 | 6,077 | 41,132 | 24,012 | 708 | 703 | 375,510 | 551,277 |
| 517 | Lake Land | 30,627 | 61,558 | 25,442 | 29,395 | 19,984 | 2,235 | 4,500 | 9,060 | 16,387 | 0 | 0 | 199,188 | 249,946 |
| 536 | Lewis & Clark | 44,245 | 56,198 | 57,149 | 9,544 | 30,132 | 3,614 | 17,466 | 18,659 | 31,735 | 220 | 6,761 | 275,723 | 436,497 |
| 526 | Lincoln Land | 30,051 | 45,799 | 31,811 | 29,334 | 15,401 | 15,912 | 0 | 49,147 | 14,358 | 0 | 0 | 231,813 | 328,219 |
| 530 | Logan | 28,138 | 60,522 | 41,332 | 14,987 | 11,515 | 11,349 | 6,077 | 27,673 | 16,006 | 0 | 0 | 217,599 | 317,820 |
| 528 | McHenry | 19,251 | 52,171 | 28,248 | 17,891 | 8,932 | 14,039 | 4,100 | 22,800 | 11,589 | 0 | 0 | 179,021 | 263,356 |
| 524 | Moraine Valley | 73,789 | 139,269 | 85,404 | 25,919 | 29,764 | 8,144 | 18,919 | 44,349 | 17,449 | 0 | 0 | 443,006 | 634,403 |
| 527 | Morton | 20,400 | 43,158 | 22,761 | 13,258 | 14,640 | 2,901 | 6,533 | 14,888 | 8,553 | 0 | 0 | 147,092 | 233,518 |
| 535 | Oakton | 28,657 | 56,966 | 52,798 | 14,185 | 11,087 | 10,026 | 4,689 | 29,986 | 15,268 | 106 | 4,200 | 227,968 | 353,040 |
| 505 | Parkland | 38,171 | 90,276 | 51,751 | 35,796 | 26,583 | 31,420 | 13,183 | 57,072 | 11,134 | 432 | 3,220 | 359,038 | 483,357 |
| 515 | Prairie State | 33,560 | 71,331 | 29,971 | 10,738 | 9,012 | 12,549 | 2,346 | 23,904 | 17,728 | 0 | 0 | 211,139 | 311,533 |
| 521 | Rend Lake | 20,521 | 64,959 | 22,159 | 11,400 | 10,440 | 6,858 | 3,652 | 21,407 | 15,055 | 0 | 0 | 176,451 | 242,973 |
| 537 | Richland | 24,625 | 39,581 | 21,005 | 11,967 | 1,728 | 3,759 | 7,815 | 22,897 | 10,990 | 0 | 0 | 144,367 | 203,144 |
| 511 | Rock Valley | 40,063 | 88,276 | 50,117 | 40,800 | 32,529 | 18,026 | 10,444 | 49,349 | 21,284 | 483 | 0 | 351,371 | 475,502 |
| 518 | Sandburg | 25,770 | 43,727 | 21,656 | 11,749 | 10,195 | 5,445 | 2,868 | 10,744 | 828 | 294 | 6,000 | 139,276 | 184,731 |
| 506 | Sauk Valley | 20,495 | 68,040 | 26,990 | 13,100 | 12,425 | 6,090 | 0 | 24,467 | 7,085 | 0 | 41,031 | 219,723 | 404,330 |
| 531 | Shawnee | 19,346 | 17,130 | 10,906 | 9,487 | 7,200 | 6,295 | 0 | 9,641 | 1,813 | 0 | 0 | 81,818 | 109,677 |
| 510 | South Suburban | 78,222 | 72,112 | 57,968 | 34,019 | 19,604 | 4,999 | 6,754 | 26,866 | 25,814 | 0 | 43,652 | 370,010 | 529,929 |
| 533 | Southeastern | 15,240 | 32,805 | 17,370 | 10,610 | 20,070 | 3,410 | 5,860 | 13,395 | 1,895 | 0 | 0 | 120,655 | 173,828 |
| 534 | Spoon River | 20,551 | 54,737 | 13,869 | 13,488 | 0 | 3,551 | 17,623 | 0 | 9,583 | 0 | 0 | 133,402 | 193,733 |
| 601 | State | 16,597 | 45,283 | 16,597 | 7,465 | 0 | 2,433 | 0 | 6,993 | 1,126 | 125 | 0 | 96,619 | 127,475 |
| 504 | Triton | 99,803 | 214,028 | 80,027 | 26,914 | 29,068 | 14,013 | 10,661 | 58,994 | 27,006 | 1,513 | 16,702 | 578,729 | 833,385 |
| 516 | Waubesaee | 58,712 | 82,525 | 41,822 | 21,858 | 18,412 | 8,403 | 4,479 | 25,603 | 31,705 | 0 | 85,725 | 379,244 | 432,754 |
| 539 | Wood | 10,904 | 13,236 | 16,264 | 3,129 | 5,027 | 13,478 | 0 | 5,386 | 851 | 0 | 0 | 68,275 | 96,869 |
| | TOTALS | 2,133,980 | 3,348,417 | 2,061,840 | 954,039 | 926,182 | 540,788 | 275,148 | 1,398,148 | 760,889 | 14,946 | 424,230 | 12,845,964 | 18,920,220 |

SOURCE OF DATA: RAMP/CC Table C1.0 (FY 1996)

Illinois Community College Board

Table V-5

NET ASSIGNABLE SQUARE FOOTAGE IN COMPLETED PERMANENT STATE-FUNDED FACILITIES
BY HIGHER EDUCATION FACILITY INVENTORY ROOM USE CLASSIFICATION AS OF AUGUST 1, 1994

| Dist No. | District/College | Classrooms | Laboratory | Office | Study | Athletic/ P.E. | Special Use | Theater/ Aud. | General Use | Support | Health Care | Unclass. | Total NASF | Total GSF** | % Bldg. Eff.** |
|-------------|------------------------------|------------|------------|-----------|---------|-------------------|----------------|------------------|----------------|---------|----------------|----------|---------------|----------------|----------------------|
| 522 | Belleville | 28,256 | 46,414 | 27,707 | 1,403 | 34,202 | 4,198 | 4,622 | 15,557 | 10,786 | 0 | 0 | 173,145 | 261,286 | 66.3% |
| 503 | Black Hawk | 33,685 | 59,031 | 36,577 | 32,757 | 54,740 | 1,499 | 1,905 | 34,046 | 26,479 | 1,047 | 1,011 | 282,777 | 419,445 | 67.4% |
| 508 | Chicago | 0 | 0 | 0 | 0 | 0 | 0 | 0 | 0 | 0 | 0 | 0 | 0 | 0 | |
| | Daley | 51,969 | 102,359 | 49,168 | 15,544 | 6,331 | 29,958 | 5,504 | 21,860 | 9,504 | 663 | 0 | 292,860 | 513,777 | 54.7% |
| | Kennedy-King | 57,372 | 27,978 | 53,289 | 24,576 | 13,294 | 17,819 | 0 | 12,978 | 8,447 | 220 | 0 | 215,973 | 397,256 | 54.4% |
| | Malcolm X | 0 | 0 | 0 | 0 | 0 | 0 | 0 | 0 | 0 | 0 | 0 | 0 | 0 | |
| | Olive-Harvey | 48,714 | 45,077 | 57,027 | 30,181 | 0 | 5,811 | 915 | 25,500 | 7,826 | 787 | 0 | 221,833 | 306,525 | 72.4% |
| | Truman | 0 | 0 | 0 | 0 | 0 | 0 | 0 | 0 | 0 | 0 | 0 | 0 | 0 | |
| | Washington | 13,870 | 18,129 | 15,054 | 9,878 | 11,038 | 10,398 | 5,447 | 7,356 | 9,499 | 108 | 0 | 100,777 | 180,307 | 55.9% |
| 507 | Wright | 19,073 | 42,592 | 14,768 | 10,352 | 17,120 | 3,683 | 0 | 12,661 | 3,956 | 0 | 7,416 | 131,621 | 218,402 | 60.3% |
| 502 | DuPage | 99,435 | 123,408 | 93,047 | 53,304 | 0 | 4,286 | 0 | 74,137 | 17,240 | 1,261 | 6,444 | 472,562 | 658,143 | 71.8% |
| 509 | Elgin | 21,630 | 22,851 | 26,946 | 17,542 | 0 | 1,655 | 0 | 22,510 | 4,598 | 0 | 0 | 117,732 | 204,392 | 57.8% |
| 512 | Harper | 71,260 | 108,553 | 70,062 | 28,407 | 0 | 11,099 | 4,860 | 54,097 | 14,771 | 294 | 0 | 363,403 | 599,832 | 60.6% |
| 519 | Highland | 20,715 | 41,175 | 31,566 | 12,393 | 0 | 2,500 | 4,969 | 18,589 | 1,483 | 0 | 2,214 | 135,604 | 195,640 | 69.3% |
| 514 | Illinois Central | 44,623 | 63,223 | 56,027 | 31,982 | 15,290 | 16,735 | 3,258 | 69,113 | 12,494 | 1,789 | 1,226 | 315,760 | 455,802 | 69.3% |
| 529 | Illinois Eastern Frontier | 11,868 | 14,222 | 7,892 | 6,430 | 0 | 0 | 0 | 0 | 0 | 0 | 0 | 0 | 0 | |
| | Lincoln Trail | 11,587 | 23,154 | 12,884 | 12,540 | 0 | 4,562 | 6,702 | 8,816 | 150 | 0 | 0 | 72,946 | 90,467 | 80.6% |
| | Olney | 9,610 | 20,326 | 5,341 | 5,743 | 15,316 | 2,419 | 0 | 13,059 | 829 | 0 | 0 | 76,472 | 112,626 | 67.9% |
| | Wabash | 26,700 | 38,809 | 23,977 | 17,845 | 19,156 | 4,677 | 7,898 | 3,856 | 4,427 | 0 | 0 | 77,194 | 102,615 | 75.2% |
| 513 | Illinois Valley | 43,352 | 93,798 | 34,010 | 30,384 | 12,370 | 12,705 | 0 | 25,987 | 26,322 | 0 | 0 | 182,703 | 264,652 | 69.0% |
| 525 | Joliet | 30,310 | 42,498 | 24,464 | 14,427 | 19,320 | 4,237 | 0 | 32,027 | 702 | 480 | 0 | 259,828 | 389,819 | 66.7% |
| 520 | Kankakee | 5,314 | 10,396 | 5,121 | 3,443 | 4,179 | 0 | 2,303 | 3,344 | 1,160 | 0 | 0 | 160,178 | 202,578 | 79.1% |
| 501 | Kaskaskia | 17,121 | 32,934 | 17,689 | 9,007 | 11,843 | 5,881 | 0 | 17,040 | 4,173 | 0 | 0 | 35,260 | 51,949 | 67.9% |
| 523 | Kishwaukee | 28,253 | 53,294 | 33,175 | 27,267 | 27,129 | 5,731 | 0 | 10,228 | 10,679 | 0 | 0 | 115,688 | 165,938 | 69.7% |
| 532 | Lake County | 27,541 | 48,425 | 23,214 | 29,395 | 19,984 | 661 | 4,500 | 9,006 | 1,886 | 0 | 0 | 195,756 | 301,828 | 64.9% |
| 517 | Lake Land | 19,032 | 37,988 | 20,579 | 9,544 | 30,132 | 2,180 | 14,686 | 14,079 | 12,164 | 0 | 0 | 164,612 | 212,848 | 77.3% |
| 536 | Lewis & Clark | 26,646 | 43,727 | 25,533 | 29,334 | 15,401 | 9,021 | 0 | 34,088 | 9,233 | 0 | 68 | 160,452 | 247,846 | 64.7% |
| 526 | Lincoln Land | 20,670 | 30,273 | 30,576 | 14,987 | 11,515 | 11,349 | 1,351 | 22,105 | 6,572 | 0 | 0 | 192,983 | 278,113 | 64.6% |
| 530 | Logan | 12,944 | 44,235 | 16,687 | 17,891 | 29,764 | 5,683 | 0 | 17,639 | 3,234 | 0 | 0 | 101,961 | 142,472 | 71.6% |
| 528 | McHenry | 67,895 | 120,600 | 62,119 | 25,759 | 14,640 | 2,901 | 6,533 | 14,888 | 3,877 | 0 | 0 | 332,693 | 480,629 | 69.2% |
| 524 | Moraine Valley | 20,400 | 43,158 | 22,761 | 13,258 | 14,640 | 2,901 | 6,533 | 14,888 | 3,877 | 0 | 0 | 142,416 | 228,642 | 62.3% |
| 527 | Morton | 27,345 | 56,966 | 46,356 | 13,219 | 11,087 | 7,848 | 4,689 | 17,878 | 6,516 | 106 | 0 | 192,010 | 303,107 | 63.4% |
| 535 | Oakton | 33,086 | 78,007 | 44,621 | 35,796 | 0 | 31,420 | 2,086 | 52,896 | 3,980 | 432 | 2,684 | 285,008 | 381,053 | 74.8% |
| 505 | Parkland | 27,559 | 58,762 | 24,162 | 10,628 | 9,012 | 6,523 | 2,346 | 22,774 | 7,720 | 0 | 0 | 169,486 | 260,313 | 65.1% |
| 515 | Prairie State | 14,191 | 34,031 | 18,712 | 14,191 | 10,440 | 6,152 | 3,652 | 20,393 | 1,220 | 0 | 0 | 120,191 | 173,987 | 69.1% |
| 521 | Rend Lake | 24,625 | 39,581 | 21,005 | 11,967 | 1,728 | 2,894 | 7,815 | 22,897 | 10,990 | 0 | 0 | 143,502 | 202,144 | 71.0% |
| 537 | Richard | 24,213 | 41,902 | 24,315 | 40,800 | 32,529 | 17,385 | 3,321 | 32,130 | 651 | 0 | 0 | 217,246 | 308,506 | 70.4% |
| 511 | Rock Valley | 11,820 | 29,380 | 16,814 | 10,313 | 0 | 728 | 0 | 8,384 | 828 | 0 | 0 | 78,267 | 109,444 | 71.5% |
| 518 | Sandburg | 20,495 | 68,040 | 26,990 | 13,100 | 12,425 | 6,090 | 0 | 24,467 | 7,085 | 0 | 0 | 178,692 | 353,290 | 50.6% |
| 506 | Sauk Valley | 5,905 | 14,111 | 9,024 | 9,487 | 0 | 0 | 0 | 9,641 | 1,140 | 0 | 0 | 49,308 | 63,931 | 77.1% |
| 531 | Shawnee | 66,126 | 72,112 | 56,348 | 33,137 | 0 | 4,999 | 6,754 | 24,869 | 16,540 | 0 | 20,552 | 301,437 | 436,259 | 69.1% |
| 510 | South Suburban | 11,000 | 14,967 | 12,370 | 10,610 | 0 | 3,410 | 5,860 | 13,395 | 0 | 0 | 0 | 71,605 | 106,075 | 67.5% |
| 533 | Southeastern | 13,094 | 45,373 | 12,596 | 12,982 | 0 | 0 | 14,007 | 0 | 8,248 | 0 | 0 | 106,300 | 146,733 | 72.4% |
| 534 | Spain River | 16,597 | 45,283 | 16,597 | 7,465 | 0 | 2,433 | 0 | 6,993 | 1,126 | 125 | 0 | 96,619 | 127,475 | 75.8% |
| 601 | State | 87,061 | 162,702 | 72,977 | 26,914 | 24,625 | 12,668 | 10,661 | 45,731 | 21,240 | 1,268 | 16,702 | 482,549 | 713,767 | 67.6% |
| 504 | Triton | 18,002 | 56,991 | 15,104 | 21,576 | 18,412 | 8,157 | 4,479 | 0 | 0 | 0 | 0 | 142,721 | 162,700 | 87.7% |
| 516 | Waubesa | 2,719 | 12,461 | 15,263 | 3,129 | 5,027 | 7,717 | 0 | 5,215 | 851 | 0 | 0 | 52,382 | 76,973 | 68.1% |
| 539 | Wood | 1,293,683 | 2,229,284 | 1,330,514 | 810,932 | 517,517 | 307,071 | 141,123 | 923,448 | 311,441 | 8,580 | 58,317 | 7,931,910 | 11,840,894 | |
| | TOTALS | | | | | | | | | | | | | | |

*Gross square feet

**Building efficiency equals net assignable square footage divided by gross square feet.

SOURCE OF DATA: RAMP/CC Table C1.0 (FY 1996)

BEST COPY AVAILABLE

127

126

Table V-6
NET ASSIGNABLE SQUARE FOOTAGE IN COMPLETED PERMANENT LOCALLY FUNDED FACILITIES
BY HIGHER EDUCATION FACILITY INVENTORY ROOM USE CLASSIFICATION AS OF AUGUST 1, 1994

| Dist No | District/College | Classrooms | Laboratory | Office | Study | Athletic/ P.E. | Special Use | Theater/ Aud. | General Use | Support | Health Care | Unclass. | Total NASE | Total GSF** | % Bldg. Eff** |
|---------|------------------|------------|------------|---------|---------|-------------------|-------------|------------------|-------------|---------|-------------|----------|------------|-------------|---------------|
| 522 | Belleville | 45,216 | 21,842 | 7,931 | 6,477 | 31,080 | 10,694 | 0 | 15,900 | 17,797 | 0 | 0 | 156,937 | 197,974 | 79.3% |
| 503 | Black Hawk | 700 | 0 | 0 | 0 | 0 | 11,971 | 0 | 0 | 0 | 0 | 0 | 12,671 | 13,050 | |
| 508 | Chicago | | | | | | | | | | | | | | |
| | Daley | 46,125 | 50,363 | 46,037 | 19,575 | 15,430 | 10,944 | 5,700 | 25,358 | 11,161 | 700 | 1,200 | 232,593 | 358,006 | 65.0% |
| | Kennedy-King | 16,191 | 31,890 | 15,318 | 4,843 | 1,972 | 9,333 | 1,715 | 6,810 | 2,961 | 206 | 0 | 91,239 | 160,068 | 74.4% |
| | Malcolm X | 25,087 | 15,609 | 20,434 | 9,346 | 4,556 | 7,261 | 0 | 7,016 | 5,175 | 1,275 | 8,223 | 103,982 | 172,712 | 60.2% |
| | Olive-Harvey | 44,550 | 52,075 | 75,665 | 1,425 | 28,495 | 8,100 | 4,200 | 28,905 | 8,575 | 1,200 | 0 | 253,190 | 357,000 | 70.9% |
| | Truman | 56,707 | 29,561 | 24,919 | 11,084 | 9,422 | 3,274 | 2,767 | 16,975 | 5,917 | 288 | 0 | 160,914 | 234,522 | 68.6% |
| | Washington | 50,616 | 34,465 | 88,060 | 15,348 | 0 | 7,247 | 0 | 14,605 | 11,437 | 0 | 0 | 221,778 | 345,317 | 64.2% |
| | Wright | 62,623 | 69,043 | 53,018 | 29,792 | 35,679 | 3,466 | 14,815 | 2,452 | 3,166 | 39 | 59,500 | 333,593 | 550,102 | 60.6% |
| 507 | Danville | 0 | 0 | 2,354 | 0 | 0 | 0 | 3,418 | 443 | 454 | 0 | 0 | 6,669 | 12,238 | 54.5% |
| 502 | DuPage | 33,145 | 52,889 | 34,415 | 812 | 65,173 | 34,675 | 15,777 | 38,192 | 32,019 | 0 | 9,898 | 316,995 | 517,112 | 61.3% |
| 509 | Elgin | 25,822 | 67,085 | 12,676 | 1,316 | 13,955 | 10,601 | 0 | 30,585 | 7,082 | 0 | 0 | 169,122 | 280,449 | 60.3% |
| 512 | Harper | 1,929 | 29,300 | 4,873 | 0 | 42,351 | 6,000 | 0 | 6,737 | 11,535 | 0 | 0 | 76,321 | 134,938 | 76.1% |
| 519 | Highland | 44 | 893 | 1,034 | 0 | 17,586 | 1,173 | 0 | 11,862 | 169 | 0 | 43,560 | 102,725 | 95,918 | 79.6% |
| 514 | Illinois Central | 5,887 | 72,911 | 6,881 | 565 | 0 | 3,020 | 8,024 | 12,818 | 29,639 | 0 | 0 | 139,745 | 180,388 | 77.5% |
| 529 | Illinois Eastern | | | | | | | | | | | | | | |
| | Frontier | 4,641 | 4,598 | 5,527 | 1,248 | 0 | 198 | 0 | 2,981 | 1,530 | 0 | 0 | 20,723 | 27,899 | 74.3% |
| | Lincoln Trail | 1,740 | 7,979 | 1,188 | 0 | 8,350 | 1,841 | 0 | 3,316 | 0 | 0 | 4,389 | 28,803 | 33,971 | 84.8% |
| | Oleary | 0 | 0 | 312 | 0 | 10,678 | 2,419 | 5,016 | 1,510 | 762 | 0 | 0 | 20,697 | 26,133 | 79.2% |
| | Wabash | 3,995 | 14,093 | 1,778 | 0 | 5,626 | 702 | 0 | 7,816 | 6,650 | 0 | 0 | 40,660 | 52,906 | 76.9% |
| 513 | Illinois Valley | 2,886 | 19,500 | 1,036 | 0 | 0 | 667 | 9,006 | 282 | 1,376 | 0 | 0 | 34,753 | 45,642 | 76.1% |
| 525 | Joliet | 4,242 | 17,387 | 1,701 | 0 | 0 | 0 | 4,748 | 5,097 | 0 | 0 | 0 | 33,175 | 46,775 | 70.9% |
| 520 | Kankakee | 8,057 | 3,177 | 1,288 | 0 | 0 | 3,441 | 0 | 4,625 | 9,256 | 0 | 0 | 29,844 | 37,744 | 79.1% |
| 501 | Kaskaskia | 15,943 | 31,188 | 15,363 | 10,327 | 12,537 | 1,450 | 6,910 | 10,031 | 4,839 | 0 | 0 | 108,588 | 158,888 | 68.3% |
| 523 | Kishwaukee | 13,309 | 41,701 | 14,634 | 1,215 | 0 | 13,158 | 0 | 14,785 | 12,239 | 111 | 0 | 111,152 | 152,054 | 73.1% |
| 532 | Lake County | 13,464 | 13,042 | 10,820 | 120 | 0 | 11,306 | 0 | 11,012 | 6,131 | 708 | 0 | 66,603 | 119,306 | 55.8% |
| 517 | Lake Land | 685 | 0 | 403 | 0 | 0 | 1,574 | 0 | 54 | 0 | 0 | 0 | 2,716 | 3,072 | 88.4% |
| 536 | Lewis & Clark | 25,213 | 18,210 | 36,570 | 0 | 0 | 1,434 | 2,780 | 4,580 | 19,571 | 220 | 6,693 | 115,271 | 188,651 | 61.1% |
| 526 | Lincoln Land | 3,405 | 2,072 | 6,278 | 0 | 0 | 6,891 | 0 | 15,059 | 5,125 | 0 | 0 | 38,830 | 50,106 | |
| 530 | Logan | 7,468 | 30,249 | 10,756 | 0 | 0 | 0 | 4,726 | 5,568 | 9,434 | 0 | 0 | 68,201 | 86,512 | 78.8% |
| 528 | McHenry | 6,307 | 7,936 | 11,561 | 0 | 8,932 | 10,947 | 4,100 | 21,297 | 5,980 | 0 | 0 | 77,060 | 120,884 | 63.8% |
| 524 | Moraine Valley | 5,894 | 18,669 | 23,285 | 160 | 0 | 2,461 | 18,919 | 26,710 | 14,215 | 0 | 0 | 110,313 | 173,774 | 63.5% |
| 527 | Morton | 0 | 0 | 0 | 0 | 0 | 0 | 0 | 0 | 4,676 | 0 | 0 | 4,676 | 4,876 | 95.9% |
| 535 | Oakton | 1,312 | 0 | 6,442 | 966 | 0 | 2,178 | 0 | 12,108 | 8,752 | 0 | 4,200 | 35,958 | 49,933 | 72.0% |
| 505 | Parkland | 5,085 | 12,269 | 7,130 | 0 | 26,583 | 0 | 11,097 | 4,176 | 7,154 | 0 | 536 | 74,030 | 102,304 | 72.4% |
| 515 | Prairie State | 760 | 10,213 | 2,019 | 0 | 0 | 0 | 0 | 760 | 10,008 | 0 | 0 | 23,760 | 28,180 | 84.3% |
| 521 | Rend Lake | 6,330 | 30,928 | 3,447 | 0 | 0 | 706 | 0 | 1,014 | 13,835 | 0 | 0 | 56,260 | 68,986 | 81.6% |
| 537 | Richland | 0 | 0 | 0 | 0 | 0 | 865 | 0 | 0 | 0 | 0 | 0 | 865 | 1,000 | 86.5% |
| 511 | Rock Valley | 15,850 | 46,374 | 25,802 | 0 | 0 | 641 | 7,123 | 17,219 | 20,633 | 483 | 0 | 134,125 | 166,996 | 80.3% |
| 518 | Sandburg | 2,346 | 10,892 | 1,948 | 1,436 | 10,195 | 2,574 | 2,868 | 1,438 | 0 | 0 | 0 | 33,697 | 42,566 | 79.2% |
| 506 | Sauk Valley | 0 | 0 | 0 | 0 | 0 | 0 | 0 | 0 | 0 | 0 | 41,031 | 41,031 | 80.4% | |
| 531 | Shawnee | 10,813 | 3,019 | 1,882 | 0 | 7,200 | 6,295 | 0 | 0 | 529 | 0 | 0 | 29,738 | 42,866 | 69.4% |
| 510 | South Suburban | 12,096 | 0 | 1,620 | 882 | 19,604 | 0 | 0 | 1,997 | 9,274 | 0 | 23,100 | 68,573 | 93,670 | 73.2% |
| 533 | Southeastern | 4,240 | 17,845 | 5,000 | 0 | 20,070 | 0 | 0 | 0 | 1,895 | 0 | 0 | 49,050 | 67,753 | 72.4% |
| 534 | Spoon River | 7,457 | 9,364 | 1,273 | 506 | 0 | 3,551 | 3,616 | 0 | 1,335 | 0 | 0 | 27,102 | 47,000 | 57.7% |
| 601 | State | 0 | 0 | 0 | 0 | 0 | 0 | 0 | 0 | 0 | 0 | 0 | 0 | 0 | 0 |
| 504 | Triton | 12,742 | 51,326 | 7,050 | 0 | 4,443 | 1,345 | 0 | 13,263 | 5,766 | 245 | 0 | 96,180 | 119,618 | 80.4% |
| 516 | Waubesa | 40,710 | 25,534 | 26,718 | 282 | 0 | 246 | 0 | 25,603 | 31,705 | 0 | 85,725 | 236,523 | 270,054 | 87.6% |
| 539 | Wood | 517 | 775 | 857 | 0 | 0 | 3,745 | 0 | 171 | 0 | 0 | 0 | 6,065 | 7,558 | 80.3% |
| | TOTALS | 652,149 | 976,266 | 627,303 | 117,725 | 399,917 | 208,394 | 137,325 | 431,140 | 359,757 | 5,475 | 288,055 | 4,203,496 | 6,098,511 | |

*Gross square feet
**Building efficiency equals net assignable square footage divided by gross square feet.

SOURCES OF DATA: RAMP/CC Table C1.0 (FY 1996)

Illinois Community College Board

Table V-7
NET ASSIGNABLE SQUARE FOOTAGE IN TEMPORARY FACILITIES
BY HIGHER EDUCATION FACILITY INVENTORY ROOM USE CLASSIFICATION AS OF AUGUST 1, 1994

| Dist No. | District/College | Classrooms | Laboratory | Office | Study | Athletic/ P.E. | Special Use | Theater/ Aud. | General Use | Support | Health Care | Unclass. | Total NASF | Total GSE* | % Bldg. Eff** |
|-------------|------------------|------------|------------|---------|--------|-------------------|----------------|------------------|----------------|---------|----------------|----------|---------------|---------------|---------------------|
| 522 | Belleville | 14,400 | 0 | 1,800 | 0 | 0 | 0 | 0 | 0 | 0 | 0 | 450 | 16,650 | 17,820 | 93.4% |
| 503 | Black Hawk | 5,285 | 8,217 | 2,606 | 5,614 | 0 | 0 | 330 | 3,275 | 1,369 | 0 | 349 | 27,045 | 27,354 | 98.9% |
| 508 | Chicago | | | | | | | | | | | | 0 | | |
| | Daley | 25,268 | 16,965 | 13,610 | 10,948 | 0 | 0 | 0 | 6,165 | 0 | 597 | 0 | 73,553 | 88,921 | 82.7% |
| | Kennedy-King | 0 | 0 | 0 | 0 | 0 | 0 | 0 | 0 | 0 | 0 | 0 | 0 | 0 | |
| | Malcolm X | 0 | 0 | 0 | 0 | 0 | 0 | 0 | 0 | 0 | 0 | 0 | 0 | 0 | |
| | Olive-Harvey | 20,151 | 10,422 | 7,779 | 0 | 0 | 0 | 0 | 1,692 | 8,022 | 0 | 0 | 48,066 | 123,777 | |
| | Truman | 0 | 0 | 0 | 0 | 0 | 0 | 0 | 0 | 0 | 0 | 0 | 0 | 0 | |
| | Washington | 0 | 0 | 0 | 0 | 0 | 0 | 0 | 0 | 0 | 0 | 0 | 0 | 0 | |
| | Wright | 0 | 0 | 0 | 0 | 0 | 0 | 0 | 0 | 0 | 0 | 0 | 0 | 0 | |
| 507 | Danville | 20,129 | 13,851 | 28,631 | 363 | 0 | 90 | 0 | 6,048 | 11,883 | 0 | 44,654 | 125,649 | 206,066 | 61.0% |
| 502 | DuPage | 0 | 0 | 0 | 0 | 0 | 0 | 0 | 0 | 0 | 0 | 0 | 0 | 0 | |
| 509 | Elgin | 28,587 | 6,203 | 7,159 | 928 | 0 | 153 | 0 | 1,232 | 0 | 0 | 0 | 44,262 | 65,364 | 67.7% |
| 512 | Harper | 0 | 0 | 0 | 0 | 0 | 0 | 0 | 0 | 0 | 0 | 0 | 0 | 0 | |
| 519 | Highland | 7,160 | 0 | 1,795 | 0 | 0 | 0 | 0 | 435 | 10,555 | 0 | 13,267 | 33,212 | 42,405 | 78.3% |
| 514 | Illinois Central | 0 | 0 | 0 | 0 | 0 | 0 | 0 | 0 | 0 | 0 | 0 | 0 | 0 | |
| 529 | Illinois Eastern | 0 | 0 | 0 | 0 | 0 | 0 | 0 | 0 | 0 | 0 | 0 | 0 | 0 | |
| | Frontier | 0 | 0 | 0 | 0 | 0 | 0 | 0 | 0 | 0 | 0 | 0 | 0 | 0 | |
| | Lincoln Trail | 1709 | 9330 | 596 | 0 | 0 | 0 | 0 | 2903 | 7961 | 0 | 0 | 22,499 | 27,800 | 80.9% |
| | Olney | 2450 | 23511 | 1651 | 0 | 0 | 0 | 0 | 0 | 3599 | 0 | 0 | 31,211 | 36,336 | 85.9% |
| | Wabash | 0 | 0 | 0 | 0 | 0 | 0 | 0 | 0 | 0 | 0 | 0 | 0 | 0 | |
| 513 | Illinois Valley | 0 | 0 | 0 | 0 | 0 | 0 | 0 | 0 | 0 | 0 | 0 | 0 | 0 | |
| 525 | Joliet | 3,066 | 513 | 6,782 | 0 | 8,748 | 3,881 | 0 | 0 | 17,267 | 0 | 6,529 | 46,786 | 51,730 | 90.4% |
| 520 | Kankakee | 2,408 | 1,050 | 6,707 | 0 | 0 | 0 | 0 | 0 | 958 | 0 | 5,246 | 16,369 | 23,160 | 70.7% |
| 501 | Kankakee | 2,881 | 6,811 | 2,108 | 0 | 0 | 2,586 | 0 | 636 | 0 | 0 | 660 | 15,682 | 17,993 | 87.2% |
| 523 | Kishwaukee | 0 | 0 | 528 | 0 | 0 | 0 | 0 | 0 | 6,230 | 0 | 0 | 6,758 | 12,561 | 53.8% |
| 532 | Lake County | 25,112 | 27,050 | 13,618 | 7,419 | 0 | 6,078 | 6,077 | 19,892 | 7,202 | 0 | 703 | 113,151 | 130,143 | 86.9% |
| 517 | Lake Land | 2,401 | 13,133 | 1,825 | 0 | 0 | 0 | 0 | 0 | 14,501 | 0 | 0 | 31,860 | 34,026 | 93.6% |
| 536 | Lewis & Clark | 0 | 0 | 0 | 0 | 0 | 0 | 0 | 0 | 0 | 0 | 0 | 0 | 0 | |
| 526 | Lincoln Land | 0 | 0 | 0 | 0 | 0 | 0 | 0 | 0 | 0 | 0 | 0 | 0 | 0 | |
| 530 | Logan | 0 | 0 | 0 | 0 | 0 | 0 | 0 | 0 | 0 | 0 | 0 | 0 | 0 | |
| 528 | McHenry | 0 | 0 | 0 | 0 | 0 | 0 | 0 | 0 | 0 | 0 | 0 | 0 | 0 | |
| 524 | Moine Valley | 0 | 0 | 0 | 0 | 0 | 0 | 0 | 0 | 0 | 0 | 0 | 0 | 0 | |
| 527 | Morton | 0 | 0 | 0 | 0 | 0 | 0 | 0 | 0 | 0 | 0 | 0 | 0 | 0 | |
| 535 | Oakton | 0 | 0 | 0 | 0 | 0 | 0 | 0 | 0 | 0 | 0 | 0 | 0 | 0 | |
| 505 | Parkland | 0 | 0 | 0 | 0 | 0 | 0 | 0 | 0 | 0 | 0 | 0 | 0 | 0 | |
| 515 | Prairie State | 5,241 | 2,356 | 3,790 | 110 | 0 | 6,026 | 0 | 370 | 0 | 0 | 0 | 17,893 | 23,040 | 77.7% |
| 521 | Rend Lake | 0 | 0 | 0 | 0 | 0 | 0 | 0 | 0 | 0 | 0 | 0 | 0 | 0 | |
| 537 | Richland | 0 | 0 | 0 | 0 | 0 | 0 | 0 | 0 | 0 | 0 | 0 | 0 | 0 | |
| 511 | Rock Valley | 0 | 0 | 0 | 0 | 0 | 0 | 0 | 0 | 0 | 0 | 0 | 0 | 0 | |
| 518 | Sandburg | 11,604 | 3,455 | 2,894 | 0 | 0 | 2,143 | 0 | 922 | 0 | 294 | 6,000 | 27,312 | 32,721 | 83.5% |
| 506 | Sauk Valley | 0 | 0 | 0 | 0 | 0 | 0 | 0 | 0 | 0 | 0 | 0 | 0 | 0 | |
| 531 | Shawnee | 2,002 | 0 | 0 | 0 | 0 | 0 | 0 | 0 | 144 | 0 | 0 | 2,772 | 2,880 | 96.3% |
| 510 | South Suburban | 0 | 0 | 0 | 0 | 0 | 0 | 0 | 0 | 0 | 0 | 0 | 0 | 0 | |
| 533 | Southeastern | 0 | 0 | 0 | 0 | 0 | 0 | 0 | 0 | 0 | 0 | 0 | 0 | 0 | |
| 534 | Spoon River | 0 | 0 | 0 | 0 | 0 | 0 | 0 | 0 | 0 | 0 | 0 | 0 | 0 | |
| 601 | State | 0 | 0 | 0 | 0 | 0 | 0 | 0 | 0 | 0 | 0 | 0 | 0 | 0 | |
| 504 | Triton | 0 | 0 | 0 | 0 | 0 | 0 | 0 | 0 | 0 | 0 | 0 | 0 | 0 | |
| 516 | Waubesa | 0 | 0 | 0 | 0 | 0 | 0 | 0 | 0 | 0 | 0 | 0 | 0 | 0 | |
| 539 | Wood | 7,668 | 0 | 144 | 0 | 0 | 2,016 | 0 | 0 | 0 | 0 | 0 | 9,828 | 12,338 | 79.7% |
| | TOTALS | 188,148 | 142,867 | 104,023 | 25,382 | 8,748 | 22,973 | 6,407 | 43,570 | 89,691 | 891 | 77,858 | 710,558 | 980,815 | |

*Gross square feet

**Building efficiency equals net assignable square footage divided by gross square feet.

SOURCE OF DATA: RAMP/CC Table C1.0 (FY 1996)

Illinois Community College Board

Table V-8

NET ASSIGNABLE SQUARE FOOTAGE IN STATE-FUNDED FACILITIES UNDER CONSTRUCTION OR APPROVED FOR CONSTRUCTION
BY HIGHER EDUCATION FACILITY INVENTORY ROOM USE CLASSIFICATION AS OF AUGUST 1, 1994

| Dist. No. | District | Classroom | Laboratory | Office | Study | PE | Special Use | Theater | General Use | Support | Total NASF | Total GSF |
|--------------|---------------|-----------|------------|--------|--------|--------|----------------|---------|----------------|---------|---------------|--------------|
| 522 | Belleville | 73,472 | 68,256 | 35,638 | 7,880 | 65,282 | 14,892 | 4,622 | 31,457 | 28,583 | 330,082 | 459,260 |
| 525 | Joliet | 8,200 | 25,616 | 4,016 | 0 | 0 | 0 | 0 | 30,677 | 4,280 | 72,789 | 74,400 |
| 532 | Lake County | 17,936 | 16,696 | 5,050 | 0 | 0 | 0 | 0 | 0 | 4,010 | 43,692 | 82,617 |
| 505 | Parkland | | | | | | 8,680 | | | | 8,680 | 13,350 |
| 515 | Prairie State | 10,613 | 0 | 0 | 9,555 | 0 | 0 | 0 | 195 | 0 | 20,363 | 26,472 |
| 504 | Triton | 0 | 0 | 1,500 | 0 | 0 | 4,600 | 0 | 0 | 0 | 6,100 | 7,015 |
| 539 | Wood | 2,625 | 7,725 | 1,650 | 0 | 0 | 0 | 0 | 0 | 1,464 | 13,464 | 19,800 |
| | TOTALS | 112,846 | 118,293 | 47,854 | 17,435 | 65,282 | 28,172 | 4,622 | 62,329 | 38,337 | 495,170 | 682,914 |

NASF = Net assignable square feet

GSF = Gross square feet

*Building efficiency equals net assignable square footage divided by gross square feet.

SOURCES OF DATA: RAMP/CC Table C1.1 (FY 1996)

ICCB Records

Illinois Community College Board

Table V-9

NET ASSIGNABLE SQUARE FOOTAGE IN LOCALLY FUNDED PERMANENT FACILITIES
UNDER CONSTRUCTION OR APPROVED FOR CONSTRUCTION AS OF AUGUST 1, 1994

| Dist. No. | District/College | Classroom | Laboratory | Office | Study | Athletic/ P.E. | Special Use | Theater | General Use | Support | Unclassified | Total NASF | Total GSF |
|--------------|----------------------------|-----------------|------------------|-----------------|--------------|-------------------|----------------|------------|----------------|-----------------|-----------------|-------------------|-------------------|
| 522 | Belleville | 14,700 | 0 | 1,800 | 0 | 0 | 0 | 0 | 0 | 0 | 0 | 16,200 | 17,820 |
| 508 | Chicago Daley Wright | 18,700 6,300 | 28,500 12,900 | 12,800 2,500 | 8,000 700 | 0 0 | 3,000 0 | 3,800 0 | 0 0 | 19,500 3,300 | 19,000 3,000 | 113,300 28,700 | 170,000 43,560 |
| 502 | DuPage | 30,000 | 0 | 6,600 | 27,229 | 0 | 12,150 | 10,025 | 19,412 | 0 | 0 | 105,416 | 159,668 |
| 509 | Elgin | 6,400 | 2,100 | 5,830 | 2,300 | 0 | 4,040 | 0 | 9,180 | 2,500 | 0 | 32,350 | 46,215 |
| 525 | Joliet | 2,050 | 6,404 | 1,004 | 0 | 0 | 0 | 0 | 7,669 | 1,070 | 0 | 18,197 | 18,600 |
| 532 | Lake County | 6,194 | 0 | 399 | 0 | 0 | 0 | 29,676 | 0 | 10,062 | 0 | 46,331 | 66,484 |
| 526 | Lincoln Land | 0 | 0 | 0 | 0 | 0 | 0 | 0 | 7,700 | 0 | 0 | 7,700 | 8,294 |
| 535 | Oakton | 38,830 | 21,310 | 22,300 | 11,130 | 2,000 | 5,770 | 9,100 | 19,150 | 8,780 | 0 | 138,370 | 196,000 |
| 515 | Prairie State | 3,537 | 0 | 0 | 3,185 | 0 | 0 | 0 | 65 | 0 | 0 | 6,787 | 8,823 |
| 539 | Wood | 875 | 2,575 | 550 | 0 | 0 | 0 | 0 | 0 | 488 | 0 | 4,488 | 6,600 |
| | TOTALS | 127,286 | 73,789 | 53,783 | 52,544 | 2,000 | 24,960 | 52,601 | 63,176 | 45,700 | 22,000 | 517,839 | 742,064 |

NASF = Net assignable square feet

GSF = Gross square feet

*Building efficiency equals net assignable square footage divided by gross square feet.

SOURCES OF DATA: RAMP/CC Table C1.1 (FY 1996)

IOCB Records

Illinois Community College Board
Table V-10
TOTAL NET ASSIGNABLE SQUARE FEET OF PERMANENT FACILITIES BY ROOM USE CLASSIFICATION
PER 10TH DAY ON-CAMPUS FTE STUDENT AS OF AUGUST 1, 1994 (COMPLETED, UNDER CONSTRUCTION, APPROVED, OR APPROPRIATED)

| Dist No. | District/College | 10th Day On-Campus FTE | Classroom | Laboratory | Office | Study | Athletic/ P.E. | Special Use | Theater/ Aud. | General Use | Support | Health Care | Unclass. | Total NASF |
|-------------|------------------|------------------------------|-----------|------------|--------|-------|-------------------|----------------|------------------|----------------|---------|----------------|----------|---------------|
| 522 | Belleville | 4,071 | 21.58 | 16.77 | 9.20 | 1.94 | 16.04 | 3.66 | 1.14 | 7.73 | 7.02 | 0.00 | 0.11 | 85.17 |
| 503 | Black Hawk | 3,261 | 12.16 | 20.62 | 12.02 | 11.77 | 16.79 | 4.13 | 0.69 | 11.44 | 8.54 | 0.32 | 0.42 | 98.89 |
| 508 | Chicago | | | | | | | | | | | | | |
| | Daley | 2,332 | 30.61 | 28.87 | 25.58 | 13.09 | 6.62 | 4.69 | 2.44 | 13.52 | 4.79 | 0.56 | 0.51 | 131.28 |
| | Kennedy-King | 1,936 | 45.84 | 93.25 | 43.45 | 14.17 | 4.29 | 21.51 | 3.73 | 20.19 | 10.44 | 3.63 | 0.00 | 260.49 |
| | Malcolm X | 1,892 | 43.58 | 23.04 | 38.97 | 17.93 | 9.43 | 13.26 | 0.00 | 10.57 | 7.20 | 0.79 | 4.35 | 169.11 |
| | Olive-Harvey | 2,418 | 26.76 | 25.85 | 34.51 | 0.59 | 11.78 | 3.35 | 1.74 | 12.65 | 3.39 | 0.50 | 0.00 | 124.59 |
| | Truman | 4,049 | 26.04 | 18.43 | 20.24 | 10.19 | 2.33 | 2.24 | 0.91 | 10.49 | 3.39 | 0.27 | 0.00 | 94.53 |
| | Washington | 3,086 | 16.40 | 11.17 | 28.54 | 4.97 | 0.00 | 2.35 | 0.00 | 4.73 | 3.71 | 0.00 | 0.00 | 71.87 |
| | Wright | 3,202 | 23.89 | 27.22 | 21.26 | 12.39 | 14.59 | 4.33 | 6.33 | 3.06 | 3.96 | 0.05 | 18.58 | 135.66 |
| 507 | Danville | 1,446 | 27.11 | 39.03 | 31.64 | 7.41 | 11.84 | 2.61 | 2.36 | 13.24 | 11.27 | 0.00 | 36.01 | 182.53 |
| 502 | DuPage | 9,128 | 14.52 | 19.31 | 13.96 | 5.93 | 7.14 | 4.27 | 1.73 | 12.31 | 5.40 | 0.14 | 1.79 | 86.50 |
| 509 | Elgin | 3,843 | 19.79 | 25.02 | 12.17 | 5.15 | 3.63 | 3.23 | 0.00 | 14.14 | 3.04 | 0.00 | 0.00 | 86.16 |
| 512 | Harper | 4,841 | 15.12 | 28.48 | 15.48 | 5.87 | 8.75 | 3.53 | 1.00 | 12.57 | 5.43 | 0.06 | 0.00 | 96.29 |
| 519 | Highland | 972 | 28.72 | 43.28 | 35.39 | 12.75 | 18.09 | 3.78 | 5.11 | 31.78 | 12.56 | 0.00 | 60.74 | 252.20 |
| 514 | Illinois Central | 4,503 | 11.22 | 30.23 | 13.97 | 7.23 | 3.40 | 4.39 | 2.51 | 18.19 | 9.36 | 0.40 | 0.27 | 101.16 |
| 529 | Illinois Eastern | | | | | | | | | | | | | |
| | Frontier | 194 | 23.92 | 23.70 | 28.49 | 6.43 | 0.00 | 1.02 | 0.00 | 15.37 | 7.89 | 0.00 | 0.00 | 106.82 |
| | Lincoln Trail | 528 | 29.01 | 59.72 | 18.33 | 12.18 | 39.12 | 12.13 | 12.69 | 28.48 | 15.36 | 0.00 | 8.31 | 235.32 |
| | Olney | 660 | 21.27 | 70.70 | 22.50 | 19.00 | 16.18 | 7.33 | 7.60 | 22.07 | 7.86 | 0.00 | 0.00 | 194.52 |
| | Wabash | 652 | 20.87 | 52.79 | 10.92 | 8.81 | 32.12 | 8.25 | 12.11 | 17.90 | 16.99 | 0.00 | 0.00 | 180.76 |
| 513 | Illinois Valley | 1,736 | 17.04 | 33.59 | 14.41 | 10.28 | 11.03 | 2.63 | 5.19 | 15.13 | 15.96 | 0.00 | 0.00 | 125.26 |
| 525 | Joliet | 3,489 | 14.52 | 32.01 | 12.18 | 8.71 | 6.05 | 4.75 | 1.36 | 10.64 | 5.15 | 0.14 | 1.87 | 97.39 |
| 520 | Kankakee | 1,258 | 32.41 | 37.14 | 25.80 | 11.47 | 15.36 | 6.10 | 0.00 | 19.35 | 12.26 | 0.00 | 4.17 | 164.06 |
| 501 | Kaskaskia | 1,774 | 13.61 | 27.28 | 12.74 | 7.76 | 9.42 | 2.28 | 5.19 | 7.90 | 3.38 | 0.00 | 0.37 | 89.93 |
| 523 | Kishwaukee | 1,327 | 22.93 | 56.24 | 24.76 | 9.84 | 6.79 | 14.35 | 0.00 | 23.98 | 17.06 | 0.08 | 0.00 | 176.03 |
| 532 | Lake County | 3,190 | 20.95 | 29.27 | 18.06 | 10.91 | 8.50 | 7.25 | 7.25 | 12.89 | 7.53 | 0.22 | 0.22 | 117.71 |
| 517 | Lake Land | 2,172 | 14.10 | 28.34 | 11.71 | 13.53 | 9.20 | 1.03 | 2.07 | 4.17 | 7.54 | 0.00 | 0.00 | 91.71 |
| 536 | Lewis & Clark | 1,831 | 24.16 | 30.69 | 31.21 | 5.21 | 16.46 | 1.97 | 9.54 | 10.19 | 17.33 | 0.12 | 3.69 | 150.59 |
| 526 | Lincoln Land | 2,387 | 12.59 | 19.12 | 13.33 | 12.29 | 6.45 | 6.67 | 0.00 | 20.59 | 6.02 | 0.00 | 0.00 | 97.11 |
| 530 | Logan | 2,879 | 9.77 | 21.02 | 14.36 | 5.21 | 4.00 | 3.94 | 2.11 | 9.61 | 5.56 | 0.00 | 0.00 | 75.58 |
| 528 | McHenry | 1,308 | 14.72 | 39.89 | 21.60 | 13.68 | 6.83 | 10.73 | 3.13 | 17.43 | 8.86 | 0.00 | 0.00 | 136.87 |
| 524 | Marquette Valley | 4,955 | 14.89 | 28.11 | 17.24 | 5.23 | 6.01 | 1.64 | 3.82 | 8.95 | 3.52 | 0.00 | 0.00 | 89.41 |
| 527 | Morton | 871 | 23.42 | 49.55 | 26.13 | 15.22 | 16.81 | 3.33 | 7.50 | 17.09 | 9.82 | 0.00 | 0.00 | 168.88 |
| 535 | Oakton | 3,477 | 8.24 | 16.38 | 15.18 | 4.08 | 3.19 | 2.88 | 1.35 | 8.62 | 4.39 | 0.03 | 1.21 | 65.56 |
| 505 | Parkland | 3,580 | 10.66 | 25.22 | 14.46 | 10.00 | 7.43 | 8.78 | 1.68 | 15.94 | 3.11 | 0.12 | 0.90 | 100.29 |
| 515 | Prairie State | 1,561 | 21.50 | 45.70 | 19.20 | 6.88 | 5.77 | 8.04 | 1.50 | 15.31 | 11.36 | 0.00 | 0.00 | 135.26 |
| 521 | Rend Lake | 1,401 | 14.65 | 46.37 | 15.82 | 8.14 | 7.45 | 4.90 | 2.61 | 15.28 | 10.75 | 0.00 | 0.00 | 125.95 |
| 537 | Richland | 1,248 | 19.73 | 31.72 | 16.83 | 9.59 | 1.38 | 3.01 | 6.26 | 18.35 | 8.81 | 0.00 | 0.00 | 115.68 |
| 511 | Rock Valley | 3,041 | 13.17 | 29.03 | 16.48 | 13.42 | 10.70 | 5.93 | 3.43 | 16.23 | 7.00 | 0.16 | 0.00 | 115.54 |
| 518 | Sandburg | 1,053 | 24.47 | 41.53 | 20.57 | 11.16 | 9.68 | 5.17 | 2.72 | 10.20 | 0.79 | 0.28 | 5.70 | 132.27 |
| 506 | Sauk Valley | 899 | 22.80 | 75.68 | 30.02 | 14.57 | 13.82 | 6.77 | 0.00 | 27.22 | 7.88 | 0.00 | 45.64 | 244.41 |
| | Shawnee | 991 | 19.52 | 17.29 | 11.01 | 9.57 | 7.27 | 6.35 | 0.00 | 9.73 | 1.83 | 0.00 | 0.00 | 82.56 |
| 510 | South Suburban | 3,032 | 25.80 | 23.78 | 19.12 | 11.22 | 6.47 | 1.65 | 2.23 | 8.86 | 8.51 | 0.00 | 14.40 | 122.03 |
| 533 | Southeastern | 1,056 | 14.43 | 31.07 | 16.45 | 10.05 | 19.01 | 3.23 | 5.55 | 12.68 | 1.79 | 0.00 | 0.00 | 114.26 |
| 534 | Spoon River | 617 | 33.31 | 88.71 | 22.48 | 21.86 | 0.00 | 5.76 | 28.56 | 0.00 | 15.53 | 0.00 | 0.00 | 216.21 |
| 601 | State | 454 | 36.56 | 99.74 | 36.56 | 16.44 | 0.00 | 5.36 | 0.00 | 15.40 | 2.48 | 0.28 | 0.00 | 212.82 |
| 504 | Triton | 4,332 | 23.44 | 49.41 | 18.47 | 6.21 | 6.71 | 3.23 | 2.46 | 13.62 | 6.23 | 0.35 | 3.86 | 133.59 |
| 516 | Waubesaee | 1,565 | 37.52 | 52.73 | 26.72 | 13.97 | 11.76 | 5.37 | 2.86 | 16.36 | 20.26 | 0.00 | 54.78 | 242.33 |
| 539 | Wood | 780 | 13.98 | 16.97 | 20.85 | 4.01 | 6.44 | 17.28 | 0.00 | 6.91 | 1.09 | 0.00 | 0.00 | 87.53 |
| | TOTALS | 111,278 | 19.36 | 30.51 | 18.71 | 8.64 | 8.32 | 4.86 | 2.56 | 12.66 | 6.91 | 0.19 | 3.81 | 116.52 |

SOURCES OF DATA: RAMP/CC Tables C1 0 and C1 1 (F-Y 1996)
10th Day Enrollment Report (Fall 1994)

BEST COPY AVAILABLE

Illinois Community College Board
Table V-11
GROSS SQUARE FOOTAGE OF SPACE ELIGIBILITY*
FOR FISCAL YEAR 1996 STATE-SUPPORTED CONSTRUCTION

| Dist. No. | District/College | 10th Day Fall 1994 On-Campus Day FTE | | Total Space Eligibility | State-Appropriated Space Completed or Under Construction | Total Space Eligibility |
|--------------|------------------|---|--------|----------------------------|--|-------------------------------|
| | | Eligible Occup. | Other | | | |
| 522 | Belleville | 372 | 3,699 | 432,888 | 720,546 | (287,658) |
| 503 | Black Hawk | 680 | 2,581 | 369,381 | 419,445 | (50,064) |
| 508 | Chicago | | | | | |
| | Daley | 212 | 2,120 | 257,300 | 0 | 257,300 |
| | Kennedy-King | 165 | 1,771 | 215,471 | 513,777 | (298,306) |
| | Malcolm X | 249 | 1,643 | 214,303 | 397,256 | (182,953) |
| | Olive-Harvey | 127 | 2,291 | 262,671 | 0 | 262,671 |
| | Truman | 358 | 3,691 | 430,192 | 306,525 | 123,667 |
| | Washington | 422 | 2,664 | 341,644 | 0 | 341,644 |
| | Wright | 112 | 3,090 | 340,460 | 180,307 | 160,153 |
| 507 | Danville | 407 | 1,039 | 171,270 | 218,402 | (47,132) |
| 502 | DuPage | 4,331 | 4,797 | 1,088,164 | 658,143 | 430,021 |
| 509 | Elgin | 1,086 | 2,757 | 443,997 | 204,392 | 239,605 |
| 512 | Harper | 475 | 4,366 | 508,672 | 599,832 | (91,160) |
| 519 | Highland | 186 | 786 | 112,500 | 195,640 | (83,140) |
| 514 | Illinois Central | 558 | 3,945 | 481,560 | 455,802 | 25,758 |
| 529 | Illinois Eastern | | | | | |
| | Frontier | 34 | 160 | 22,360 | 0 | 22,360 |
| | Lincoln Trail | 124 | 404 | 61,800 | 90,467 | (28,667) |
| | Olney Central | 92 | 568 | 75,360 | 112,626 | (37,266) |
| | Wabash | 196 | 456 | 77,600 | 102,615 | (25,015) |
| 513 | Illinois Valley | 409 | 1,327 | 203,230 | 264,652 | (61,422) |
| 525 | Joliet | 1,154 | 2,335 | 410,895 | 464,219 | (53,324) |
| 520 | Kankakee | 388 | 870 | 150,020 | 202,578 | (52,558) |
| 501 | Kaskaskia | 879 | 895 | 221,510 | 199,397 | 22,113 |
| 523 | Kishwaukee | 230 | 1,097 | 152,870 | 165,938 | (13,068) |
| 532 | Lake County | 207 | 2,983 | 343,763 | 384,445 | (40,682) |
| 517 | Lake Land | 420 | 1,752 | 249,252 | 212,848 | 36,404 |
| 536 | Lewis & Clark | 141 | 1,690 | 203,930 | 247,846 | (43,916) |
| 526 | Lincoln Land | 213 | 2,174 | 262,894 | 278,113 | (15,219) |
| 530 | Logan | 406 | 2,473 | 320,113 | 231,308 | 88,805 |
| 528 | McHenry | 138 | 1,170 | 148,020 | 142,472 | 5,548 |
| 524 | Moraine Valley | 95 | 4,860 | 500,920 | 480,629 | 20,291 |
| 527 | Morton | 239 | 632 | 102,980 | 228,642 | (125,662) |
| 535 | Oakton | 304 | 3,173 | 374,976 | 303,107 | 71,869 |
| 505 | Parkland | 335 | 3,245 | 385,940 | 394,403 | (19,563) |
| 515 | Prairie State | 228 | 1,333 | 178,550 | 286,785 | (108,235) |
| 521 | Rend Lake | 400 | 1,001 | 166,110 | 173,987 | (7,877) |
| 537 | Richland | 132 | 1,116 | 141,240 | 202,144 | (60,904) |
| 511 | Rock Valley | 943 | 2,098 | 357,418 | 308,506 | 48,912 |
| 518 | Sandburg | 415 | 638 | 128,280 | 109,444 | 18,836 |
| 506 | Sauk Valley | 140 | 759 | 103,090 | 353,290 | (250,200) |
| 531 | Shawnee | 453 | 538 | 122,600 | 63,931 | 58,669 |
| 510 | South Suburban | 943 | 2,089 | 356,509 | 436,259 | (79,750) |
| 533 | Southeastern | 375 | 681 | 127,410 | 106,075 | 21,335 |
| 534 | Spoon River | 128 | 489 | 71,710 | 146,733 | (75,023) |
| 601 | State | 122 | 332 | 53,600 | 127,475 | (73,875) |
| 504 | Triton | 1,222 | 3,110 | 497,700 | 719,867 | (222,167) |
| 516 | Waubensee | 293 | 1,272 | 180,940 | 162,700 | 18,240 |
| 539 | Wood | 338 | 442 | 95,940 | 96,773 | (833) |
| TOTALS | | 21,876 | 89,402 | 12,670,341 | 12,690,807 | |

*Computed in accordance with ICCB Rule 1501.603c4C.

SOURCES OF DATA: ICCB Records

10th Day Enrollment Report (Fall 1994)

Illinois Community College Board

Table V-12

TOTAL PROTECTION, HEALTH, AND SAFETY PROJECTS APPROVED

| Dist. No. | District | Number of Projects Approved | | | Total Budgeted Amounts |
|--------------|------------------|-----------------------------|-------------|-------|------------------------------|
| | | Bond Issues | Tax Levy | Total | |
| 522 | Belleville | 5 | 18 | 23 | \$ 5,305,417 |
| 503 | Black Hawk | 0 | 49 | 49 | 6,477,273 |
| 508 | Chicago | 0 | 1 | 1 | 4,500,000 |
| 507 | Danville | 13 | 0 | 13 | 4,795,925 |
| 502 | DuPage | 0 | 0 | 0 | 0 |
| 509 | Elgin | 0 | 10 | 10 | 1,117,822 |
| 512 | Harper | 3 | 29 | 32 | 14,989,505 |
| 519 | Highland | 1 | 24 | 25 | 3,933,335 |
| 514 | Illinois Central | 0 | 35 | 35 | 9,305,772 |
| 529 | Illinois Eastern | 32 | 1 | 33 | 4,643,137 |
| 513 | Illinois Valley | 0 | 28 | 28 | 2,900,109 |
| 525 | Joliet | 0 | 25 | 25 | 4,828,505 |
| 520 | Kankakee | 0 | 0 | 0 | 0 |
| 501 | Kaskaskia | 0 | 5 | 5 | 1,692,740 |
| 523 | Kishwaukee | 0 | 6 | 6 | 1,003,626 |
| 532 | Lake County | 11 | 24 | 35 | 5,418,500 |
| 517 | Lake Land | 2 | 20 | 22 | 3,585,761 |
| 536 | Lewis & Clark | 8 | 0 | 8 | 3,699,410 |
| 526 | Lincoln Land | 2 | 0 | 2 | 1,199,719 |
| 530 | Logan | 5 | 0 | 5 | 1,200,000 |
| 528 | McHenry | 0 | 2 | 2 | 1,904,456 |
| 524 | Moraine Valley | 0 | 17 | 17 | 10,802,160 |
| 527 | Morton | 4 | 3 | 7 | 5,517,269 |
| 535 | Oakton | 0 | 6 | 6 | 1,537,650 |
| 505 | Parkland | 0 | 15 | 15 | 4,861,244 |
| 515 | Prairie State | 10 | 10 | 20 | 8,024,219 |
| 521 | Rend Lake | 17 | 6 | 23 | 4,144,328 |
| 537 | Richland | 0 | 0 | 0 | 0 |
| 511 | Rock Valley | 0 | 42 | 42 | 4,881,157 |
| 518 | Sandburg | 0 | 12 | 12 | 1,879,304 |
| 506 | Sauk Valley | 2 | 16 | 18 | 3,817,427 |
| 531 | Shawnee | 11 | 0 | 11 | 1,183,189 |
| 510 | South Suburban | 23 | 30 | 53 | 11,261,508 |
| 533 | Southeastern | 10 | 0 | 10 | 618,402 |
| 534 | Spoon River | 7 | 2 | 9 | 2,562,507 |
| 601 | State | 0 | 0 | 0 | 0 |
| 504 | Triton | 0 | 66 | 66 | 13,764,873 |
| 516 | Waubensee | 0 | 28 | 28 | 3,784,905 |
| 539 | Wood | 0 | 16 | 16 | 683,400 |
| TOTALS | | 166 | 546 | 712 | \$161,824,554 |

SOURCE OF DATA: ICCB Records

Illinois Community College Board
Table V-13
BUDGETED REVENUE FOR COMMUNITY COLLEGE CONSTRUCTION
SINCE JANUARY 1990*

| Dist. No. | District/College | Project | Federal | Local | State | Total |
|--------------|------------------|--|---------|-----------|---------|-------------|
| 522 | Belleville | Mechanical System Renovation | \$ 0 | \$ 429650 | \$ 0 | \$ 429650 |
| | | Student Services Renovation | 0 | 242179 | 94926 | 337105 |
| | | Fire Protection Renovation | 0 | 47600 | 0 | 47600 |
| | | Roofing System Repairs | 0 | 283440 | 0 | 283440 |
| | | Campus Storage Renovation | 0 | 164869 | 93866 | 258735 |
| | | Energy Conservation | 0 | 95750 | 0 | 95750 |
| | | Cafeteria Expansion | 0 | 181000 | 0 | 181000 |
| | | Modular Classroom Units | 0 | 584170 | 0 | 584170 |
| | | Accessibility Renovations | 0 | 789000 | 0 | 789000 |
| | | Accessibility Modifications | 0 | 102200 | 0 | 102200 |
| | | Mechanical System Renovation | 0 | 589120 | 0 | 589120 |
| | | Roofing & Moisture Problems | 0 | 47040 | 0 | 47040 |
| | | Aviation Maintenance Training Facility | 0 | 265750 | 0 | 265750 |
| | | Remodel Vo-Tech Center | 0 | 752100 | 2256400 | 3008500 |
| | | Moisture Protection-Roof Replace | 0 | 30000 | 0 | 30000 |
| | | Hazardous Materials Storage | 0 | 130000 | 0 | 130000 |
| | | Water Piping-Code Corrections | 0 | 153400 | 0 | 153400 |
| | | Energy Conservation | 0 | 25200 | 0 | 25200 |
| | | Fire Protection Renovation | 0 | 82040 | 0 | 82040 |
| | | Exterior Lighting Code Corrections | 0 | 80000 | 0 | 80000 |
| | | | | | | \$ 7519700 |
| 503 | Black Hawk | Remodel Corporate Center | 0 | 274042 | 0 | \$ 274042 |
| | | Site Acquisition | 0 | 370000 | 0 | 370000 |
| | | Life Safety Renovations | 0 | 30955 | 0 | 30955 |
| | | Weatherize Entrances | 0 | 91269 | 0 | 91269 |
| | | Fire Code Corrections | 0 | 111391 | 0 | 111391 |
| | | New Restroom Facility | 0 | 30700 | 0 | 30700 |
| | | Construction Defects | 0 | 0 | 210000 | 210000 |
| | | Aggregate Repairs | 0 | 114719 | 0 | 114719 |
| | | Roof Replacement | 0 | 118507 | 0 | 118507 |
| | | WIU Office Relocation | 0 | 7000 | 0 | 7000 |
| | | Local Child Care Center | 0 | 45000 | 0 | 45000 |
| | | Storm Drainage Repairs-Phase V | 0 | 145000 | 0 | 145000 |
| | | Install Variable Air Volume System | 0 | 465000 | 0 | 465000 |
| | | Storm Drain System-Phase IV | 0 | 119900 | 0 | 119900 |
| | | Retube Boiler | 0 | 107000 | 0 | 107000 |
| | | Fire & Security System Update | 0 | 256094 | 0 | 256094 |
| | | Pool Repairs | 0 | 140000 | 0 | 140000 |
| | | Energy Management System | 0 | 29955 | 0 | 29955 |
| | | Storm Drainage Repair-Phase IV | 0 | 96800 | 0 | 96800 |
| | | Asbestos Removal | 0 | 359800 | 0 | 359800 |
| | | Rehabilitate Building 4 | 0 | 201429 | 0 | 201429 |
| | | HVAC Repairs | 0 | 96500 | 0 | 96500 |
| | | HVAC Replacement | 0 | 34876 | 0 | 34876 |
| | | Hazardous Boiler Replacement | 0 | 61175 | 0 | 61175 |
| | | Elevator Code Modifications | 0 | 101765 | 0 | 101765 |
| | | Reroof Three Buildings | 0 | 161809 | 0 | 161809 |
| | | ADA Modifications | 0 | 455620 | 0 | 455620 |
| | | Direct Service Addition | 0 | 1210000 | 0 | 1210000 |
| | | | | | | \$ 5446306 |
| 508 | Chicago | | | | | |
| | City-Wide | Construction/West Side Tech | 0 | 31500000 | 8500000 | \$ 40000000 |
| | Daley | Renovate Stairway/Bridge | 0 | 0 | 620899 | 620899 |
| | | Asbestos Abatement | 0 | 0 | 50000 | 50000 |
| | | Additional Renovations-Stairway/Bridge | 0 | 0 | 62535 | 62535 |
| | | Exterior Improvements | 0 | 0 | 200000 | 200000 |
| | | Window Covering | 0 | 0 | 139030 | 139030 |
| | Kennedy-King | Exterior Painting/Caulking | 0 | 0 | 287303 | 287303 |
| | Olive-Harvey | Exterior Paint, Sidewalks | 0 | 0 | 241626 | 241626 |

Illinois Community College Board
Table V-13
BUDGETED REVENUE FOR COMMUNITY COLLEGE CONSTRUCTION
SINCE JANUARY 1990*

| Dist. No. | District/College | Project | Federal | Local | State | Total |
|--------------|------------------|-------------------------------------|---------|----------|----------|-------------|
| | Truman | Replace Carpet & Flooring | \$ 0 | \$ 0 | \$ 50000 | \$ 50000 |
| | | Remodeling | 0 | 1675000 | 0 | 1675000 |
| | Washington | Remodel Floors-Basement through 11 | 0 | 1385481 | 0 | 1385481 |
| | Wilbur Wright | Remodel Old Wright | 0 | 1050000 | 0 | 1050000 |
| | | Land/New Campus | | 76600000 | | 76600000 |
| | | | | | | \$122361874 |
| 507 | Danville | Repave Parking Lots | 0 | 10312 | 83586 | \$ 93898 |
| | | Classroom/Labs-Miller Gym | 0 | 673700 | 1853600 | 2527300 |
| | | Repair Gazebo | 0 | 0 | 12475 | 12475 |
| | | Technology Center Addition | 0 | 889800 | 672200 | 1562000 |
| | | Install Automatic Door | 0 | 0 | 6500 | 6500 |
| | | Seal Coating-Parking Areas | 0 | 0 | 10058 | 10058 |
| | | Auto Door Openers | 0 | 0 | 6850 | 6850 |
| | | Repair Porches-Building 17 | 0 | 0 | 53270 | 53270 |
| | | Repair Roof-Building 17 | 0 | 0 | 77086 | 77086 |
| | | Roof Repairs | | 595847 | | 595847 |
| | | Energy Conservation | 0 | 33272 | 0 | 33272 |
| | | Tech Center/Parking Lots | 0 | 0 | 70000 | 70000 |
| | | | | | | \$ 5048556 |
| 502 | DuPage | Site Acquisition-Naperville | 0 | 816750 | 0 | \$ 816750 |
| | | Site Acquisition-Westmont | 0 | 609840 | 0 | 609840 |
| | | Instructional Computing Center | 0 | 391200 | 1173500 | 1564700 |
| | | Parkway Expansion | 0 | 928940 | 0 | 928940 |
| | | Walkway Lighting/Reroof Building | 0 | 201893 | 230107 | 432000 |
| | | Parking Lot Expansion | 0 | 975387 | 0 | 975387 |
| | | Warehouse Expansion | 0 | 613340 | 0 | 613340 |
| | | Renovate Parking Lots 1-5 | 0 | 229060 | 227538 | 456598 |
| | | Construct Extension Centers | 0 | 3572800 | 0 | 3572800 |
| | | Renovate Parking Lots 8 thru 12 | 0 | 636911 | 227538 | 864449 |
| | | Land/North Regional Site | 0 | 650000 | 0 | 650000 |
| | | Business/Industry Conference Center | 0 | 5500000 | 0 | 5500000 |
| | | Visual/Performing Arts Phase I | 0 | 23260694 | 0 | 23260694 |
| | | Site Acquisition/Naperville | 0 | 449757 | 0 | 449757 |
| | | Ceiling Replacement | 0 | 0 | 263395 | 263395 |
| | | | | | | \$40958650 |
| 509 | Elgin | Parking Lot Repairs | 0 | 0 | 66594 | \$ 66594 |
| | | Construction Maintenance Bldg. | 0 | 239533 | 0 | 239533 |
| | | Moisture Protection | 0 | 92739 | 0 | 92739 |
| | | Construct Maintenance Bldg. | 0 | 239533 | 0 | 239533 |
| | | Mobile Classroom Units | 0 | 137400 | 0 | 137400 |
| | | Exterior Lighting | 0 | 327500 | 0 | 327500 |
| | | Construct Applied Tech Building | 0 | 1145750 | 0 | 1145750 |
| | | HVAC Modifications | 0 | 40740 | 0 | 40740 |
| | | Resurface Parking Lot 1 | 0 | 3456 | 75544 | 79000 |
| | | Accessibility Modifications | 0 | 38045 | 0 | 38045 |
| | | Repair Parking Lots | 0 | 0 | 241675 | 241675 |
| | | | | | | \$ 2648509 |
| 512 | Harper | HVAC Renovations | 0 | 1259280 | 0 | \$ 1259280 |
| | | Roof Replacement Bldgs. B,C,G,H | 0 | 1121250 | 0 | 1121250 |
| | | Construct Observatory | 0 | 44200 | 0 | 44200 |
| | | Energy Management System | 0 | 1000000 | 0 | 1000000 |
| | | Resurface Parking Lot 8,9,10 | 0 | 789000 | 0 | 789000 |
| | | Repave Perimeter Road | 0 | 146400 | 0 | 146400 |
| | | Renovate Fire Alarm System | 0 | 327600 | 0 | 327600 |
| | | Construction Defects | 0 | 0 | 3184856 | 3184856 |
| | | Install Accessible Drinking | 0 | 200000 | 0 | 200000 |
| | | Boiler Repairs/Building B | 0 | 110000 | 0 | 110000 |
| | | Alter Doorway/Building 1 | 0 | 29500 | 0 | 29500 |

Illinois Community College Board

Table V-13

BUDGETED REVENUE FOR COMMUNITY COLLEGE CONSTRUCTION
SINCE JANUARY 1990*

| Dist. No. | District/College | Project | Federal | Local | State | Total |
|--------------|-----------------------|---------------------------------------|---------|-----------|---------|------------|
| 512 | Harper (Continued) | Roof Repair/Alteration | \$ 0 | \$ 710000 | \$ 0 | \$ 710000 |
| | | Repair Parking Lots | 0 | 0 | 144831 | 144831 |
| | | Replace Wheelchair Lifts | 0 | 75000 | 0 | 75000 |
| | | Replace Underground Storage | 0 | 190000 | 0 | 190000 |
| | | Repair Roofs-Buildings A & D | 0 | 400000 | 0 | 400000 |
| | | Fire Suppression System | 0 | 25000 | 0 | 25000 |
| | | Plumbing Repairs-Buildings I & J | 0 | 420000 | 0 | 420000 |
| | | Electrical/Mechanical Repairs | 0 | 1469550 | 0 | 1469550 |
| | | Repair Parking Lot 3 | 0 | 85 | 155230 | 155315 |
| | | Repair HVAC-Building V | 0 | 50000 | 0 | 50000 |
| | | Repair Roofs-Buildings B,E,I,J | 0 | 385000 | 0 | 385000 |
| | | Repair Restrooms-Building D | 0 | 438500 | 0 | 438500 |
| | | Accessibility Renovations | 0 | 54000 | 0 | 54000 |
| | | Elevator Accessibility | 0 | 72500 | 0 | 72500 |
| | | Fire Sprinkler Installation | 0 | 199750 | 0 | 199750 |
| | | Power Distribution System | 0 | 317250 | 0 | 317250 |
| | | Hazardous Bleacher Repair | 0 | 100000 | 0 | 100000 |
| | | Site Acquisition/Northeast | 0 | 2000000 | 0 | 2000000 |
| | | Water Main Extension | 0 | 247925 | 0 | 247925 |
| | | | | | | \$15666707 |
| 519 | Highland | Walk Replacement/Phase IV | 0 | 85000 | 0 | \$ 85000 |
| | | Reroof Sports Complex | 0 | 81000 | 0 | 81000 |
| | | Install Nonskid Pool Deck | 0 | 25000 | 0 | 25000 |
| | | Sidewalk Replacement | 0 | 172648 | 0 | 172648 |
| | | Reroof Maintenance Barn | 0 | 35000 | 0 | 35000 |
| | | Accessibility-Auto Doors | 0 | 41950 | 0 | 41950 |
| | | Tuckpointing & Sidewalks | 0 | 73000 | 0 | 73000 |
| | | Drainage Repairs-Lot D | 0 | 85230 | 0 | 85230 |
| | | Bleacher Repairs | 0 | 51725 | 0 | 51725 |
| | | Sidewalk Repair/Drainage-Phase IV | 0 | 70190 | 0 | 70190 |
| | | Drainage Alterations | 0 | 173387 | 0 | 173387 |
| | | Sidewalk Rehabilitation | 0 | 248398 | 0 | 248398 |
| | | Student Center Building | 0 | 168600 | 4952000 | 5120600 |
| | | Exterior Waterproofing Modifications | 0 | 51425 | 0 | 51425 |
| | | Underground Storage Tank | 0 | 50050 | 0 | 50050 |
| | | Moisture Protection | 0 | 75637 | 0 | 75637 |
| | | Renovation/Buildings M & R | 0 | 0 | 284968 | 284968 |
| | | | | | | \$ 6725208 |
| 514 | Illinois Central | Test Cells | 0 | 108000 | 0 | \$ 108000 |
| | | Phase II-Downtown Center | 0 | 2373250 | 0 | 2373250 |
| | | Hazardous Surface Repairs | 0 | 170000 | 0 | 170000 |
| | | Courtyard Rehabilitation | 0 | 360000 | 0 | 360000 |
| | | Campus Security | 0 | 66000 | 0 | 66000 |
| | | Remodel Dirksen Hall | 0 | 325000 | 0 | 325000 |
| | | Replace HVAC Units | 0 | 407000 | 0 | 407000 |
| | | Parking Lot Rehabilitation | 0 | 5127 | 149102 | 154229 |
| | | Enclose Overhang/Administration Bldg. | 0 | 225000 | 0 | 225000 |
| | | Repair Underground Storage Tank | 0 | 289670 | 0 | 289670 |
| | | Parking Deck Construction | 0 | 550000 | 0 | 550000 |
| | | Construction Defects-Roof | 0 | 0 | 493000 | 493000 |
| | | Construct Storage Building | 0 | 78177 | 0 | 78177 |
| | | Roof Repair-Gymnasium | 0 | 134500 | 0 | 134500 |
| | | Repair Dirksen Parking Lot | 0 | 2563 | 147437 | 150000 |
| | | Renovate Parking Lot A | 0 | 2563 | 147437 | 150000 |
| | | Replace Electric Transformers | 0 | 66000 | 0 | 66000 |
| | | Replace Rooftop HVAC Units | 0 | 830000 | 0 | 830000 |
| | | Parking Lot F Renovation | 0 | 0 | 103800 | 103800 |
| | | Fire Damper Replacement | 0 | 475200 | 0 | 475200 |
| | | Asbestos Removal/SW Adams | 0 | 143750 | 0 | 143750 |
| | | Boiler Room Roof Replacement | 0 | 76790 | 0 | 76790 |

Illinois Community College Board
Table V-13
BUDGETED REVENUE FOR COMMUNITY COLLEGE CONSTRUCTION
SINCE JANUARY 1990*

| Dist. No. | District/College | Project | Federal | Local | State | Total |
|--------------|---------------------------------|------------------------------------|---------|-----------|--------|------------|
| 514 | Illinois Central (Continued) | Roof Replacement-SW Adams | \$ 0 | \$ 141900 | \$ 0 | \$ 141900 |
| | | ADA Survey/Phase I Corrective Work | 0 | 186390 | 0 | 186390 |
| | | Water-Fire Main Relocations | 0 | 234698 | 0 | 234698 |
| | | Erosion Control | 0 | 76000 | 0 | 76000 |
| | | ADA Elevator Addition | 0 | 165460 | 0 | 165460 |
| | | Parking Lot Restoration | 0 | 0 | 123400 | 123400 |
| | | | | | | \$ 8657214 |
| 529 | Illinois Eastern | Construct Microwave Tower | 0 | 313191 | 0 | \$ 313191 |
| | | Roof Replacements | 0 | 0 | 813000 | 813000 |
| | | Stage Floor Replacement | 0 | 0 | 19159 | 19159 |
| | | Ventilation Corrections | 0 | 117041 | 0 | 117041 |
| | | Stage Floor Replacement | 0 | 0 | 21304 | 21304 |
| | | ADA Compliance Alterations | 0 | 71400 | 0 | 71400 |
| | | Pool Filter Replacement | 0 | 33062 | 0 | 33062 |
| | | Storm Sewer Waterway Repairs | 0 | 56856 | 0 | 56856 |
| | | Robinson Commercial Building | 0 | 481960 | 0 | 481960 |
| | | Tool & Die Shop Code Modifications | 0 | 141546 | 0 | 141546 |
| | Frontier | Remodel LRC | 0 | 22280 | 0 | 22280 |
| | | Maintenance/Storage Shed | 0 | 18400 | 0 | 18400 |
| | Olney Central | Relocate Child Care Center | 0 | 2000 | 0 | 2000 |
| | | Construction Defects/Wattleworth | 0 | 615000 | 0 | 615000 |
| | | Reroof Stair Enclosures | 0 | 31838 | 0 | 31838 |
| | | Parking Lot Expansion | 0 | 75000 | 0 | 75000 |
| | Wabash Valley | Natatorium Roof Replacement | 0 | 81627 | 0 | 81627 |
| | | Roof Repairs | 0 | 1188000 | 0 | 1188000 |
| | | HVAC Replacement | 0 | 226200 | 0 | 226200 |
| | | Gym Floor Replacement | 0 | 0 | 88962 | 88962 |
| | | | | | | \$ 4417826 |
| 513 | Illinois Valley | Furnace Replacement | 0 | 48600 | 0 | \$ 48600 |
| | | Fire Door Controls | 0 | 30000 | 0 | 30000 |
| | | Hazardous Floor Replacement | 0 | 56723 | 0 | 56723 |
| | | Road Subsurface Erosion | 0 | 50301 | 0 | 50301 |
| | | Biology Lab Utilities | 0 | 28904 | 0 | 28904 |
| | | Replace Hazardous Floor | 0 | 58000 | 0 | 58000 |
| | | Replace Water Main | 0 | 78860 | 0 | 78860 |
| | | Energy Audit and Survey | 0 | 29400 | 0 | 29400 |
| | | Maintenance Room Ventilation | 0 | 0 | 18800 | 18800 |
| | | Roof Replacement-Gym | 0 | 30142 | 0 | 30142 |
| | | Roof Replacement | 0 | 51450 | 0 | 51450 |
| | | Repair Parking Lots | 0 | 0 | 44620 | 44620 |
| | | Modify Elevators | 0 | 121211 | 0 | 121211 |
| | | Roadway & Parking Lot | 0 | 0 | 64136 | 64136 |
| | | Asbestos Abatement-Building G | 0 | 145200 | 0 | 145200 |
| | | Asbestos Abatement A-301 | 0 | 111200 | 0 | 111200 |
| | | Asbestos Abatement | 0 | 115800 | 0 | 115800 |
| | | Repair Parking Lot 5 | 0 | 24522 | 63420 | 87942 |
| | | Reroof Auto Ag Facility | 0 | 130725 | 0 | 130725 |
| | | Sewer Line Hookup | 0 | 84000 | 0 | 84000 |
| | | Energy Conservation/Retrofit | 0 | 257000 | 0 | 257000 |
| | | Roof Replacement | 0 | 220000 | 0 | 220000 |
| | | | | | | \$ 1863014 |
| 525 | Joliet | Resurface Tennis Courts | 0 | 81400 | 0 | \$ 81400 |
| | | New Roofing Building E | 0 | 211800 | 0 | 211800 |
| | | Water Seepage - Roof | 0 | 213400 | 0 | 213400 |
| | | Repair Parking Lots | 0 | 0 | 132108 | 132108 |
| | | Emergency Telephones | 0 | 66286 | 0 | 66286 |
| | | Remove Asbestos Flooring | 0 | 88300 | 0 | 88300 |
| | | Parking Lot and Roadway Repair | 0 | 21067 | 121073 | 142140 |
| | | Exterior Stair-Renaissance Center | 0 | 72315 | 0 | 72315 |

Illinois Community College Board
Table V-13
BUDGETED REVENUE FOR COMMUNITY COLLEGE CONSTRUCTION
SINCE JANUARY 1990*

| <u>Dist. No.</u> | <u>District/College</u> | <u>Project</u> | <u>Federal</u> | <u>Local</u> | <u>State</u> | <u>Total</u> |
|----------------------|-------------------------|--------------------------------|----------------|--------------|--------------|--------------|
| 525 | Joliet (Continued) | Roof Work-Renaissance Center | \$ 0 | \$ 100100 | \$ 0 | \$ 100100 |
| | | Emergency Telephones/Phase II | 0 | 82300 | 0 | 82300 |
| | | Roof Replacement/Building G | 0 | 145200 | 0 | 145200 |
| | | North Campus Site | 0 | 4665650 | 0 | 4665650 |
| | | Install Fire Alarm System | 0 | 75500 | 0 | 75500 |
| | | Roof Replacement-Building D | 0 | 0 | 98222 | 98222 |
| | | Install Cogeneration System | 0 | 949000 | 0 | 949000 |
| | | | | | | \$ 7123721 |
| 520 | Kankakee | Repair Chimney Flue | 0 | 0 | 43513 | \$ 43513 |
| | | Modify Heating System | 0 | 13892 | 46079 | 59971 |
| | | Classroom Addition | 0 | 3268500 | 0 | 3268500 |
| | | Update Fire Alarm System | 0 | 0 | 64505 | 64505 |
| | | Retube Boilers | 0 | 0 | 39800 | 39800 |
| | | Roadway Lighting | 0 | 0 | 58965 | 58965 |
| | | | | | | \$ 3535254 |
| 501 | Kaskaskia | Replace Roof-Gym & Science | 0 | 0 | 51797 | \$ 51797 |
| | | Alterations-Buildings C,D,E,F | 0 | 780000 | 0 | 780000 |
| | | Lighting Code Corrections | 0 | 243500 | 0 | 243500 |
| | | | | | | \$ 1075297 |
| 523 | Kishwaukee | Accessibility/Phase II | 0 | 113900 | 0 | \$ 113900 |
| | | Repair Bleachers | 0 | 0 | 13200 | 13200 |
| | | Handicapped Accessibility | 0 | 55320 | 0 | 55320 |
| | | Resurface Tennis Courts | 0 | 0 | 32000 | 32000 |
| | | Repair Roof-Boiler Room | 0 | 0 | 15000 | 15000 |
| | | Construction Defects | 0 | 0 | 125000 | 125000 |
| | | Parking Lot Lighting | 0 | 2584 | 50691 | 53275 |
| | | Library Expansion | 0 | 361992 | 1452000 | 1813992 |
| | | Addition/Construction-Phase IV | 0 | 9989400 | 0 | 9989400 |
| | | Roof Replacement | 0 | 382005 | 0 | 382005 |
| | | ADA Walk/Egress Repairs | 0 | 65119 | 0 | 65119 |
| | | | | | | \$ 12658627 |
| 532 | Lake County | Fume Hood Reinstallation | 0 | 114000 | 0 | \$ 114000 |
| | | Water Main Loop Connection | 0 | 43000 | 0 | 43000 |
| | | Toilet Room Accessibility | 0 | 130000 | 0 | 130000 |
| | | Voice Communication System | 0 | 54000 | 0 | 54000 |
| | | Asbestos Survey | 0 | 32400 | 0 | 32400 |
| | | Gym Lighting Retrofit | 0 | 30000 | 0 | 30000 |
| | | Roof Repairs & Insulation | 0 | 918000 | 0 | 918000 |
| | | Metal Siding Repair | 0 | 32400 | 0 | 32400 |
| | | Chemistry Lab Alterations | 0 | 142500 | 0 | 142500 |
| | | Fire Alarm System Repairs | 0 | 626400 | 0 | 626400 |
| | | Repair Exhaust Systems | 0 | 82000 | 0 | 82000 |
| | | Access Road & Parking | 0 | 0 | 212422 | 212422 |
| | | Reroof Lake Shore Campus | 0 | 166300 | 0 | 166300 |
| | | Install Accessible Hardware | 0 | 27400 | 0 | 27400 |
| | | Repave Parking Lot 4 | 0 | 2828 | 107601 | 110429 |
| | | Heating System Repair | 0 | 86000 | 0 | 86000 |
| | | Repave Parking Lot 7 | 0 | 0 | 106211 | 106211 |
| | | Electrical Modifications | 0 | 26700 | 0 | 26700 |
| | | Replacement Wiring | 0 | 130700 | 0 | 130700 |
| | | Fire Alarm & System Auto. | 0 | 686600 | 0 | 686600 |
| | | Drainage Repairs | 0 | 332000 | 0 | 332000 |
| | | Accessible Entrances | 0 | 30900 | 0 | 30900 |
| | | Mechanical Unit Repairs | 0 | 162000 | 0 | 162000 |
| | | Sidewalk Repairs | 0 | 67700 | 0 | 67700 |
| | | Parking Lot Restoration | 0 | 0 | 127900 | 127900 |
| | | Improve Access/Parking Lot | 0 | 0 | 257900 | 257900 |
| | | | | | | \$ 4735862 |

Illinois Community College Board
Table V-13
BUDGETED REVENUE FOR COMMUNITY COLLEGE CONSTRUCTION
SINCE JANUARY 1990*

| Dist. No. | District/College | Project | Federal | Local | State | Total |
|--------------|------------------|----------------------------------|---------|-----------|---------|-------------|
| 517 | Lake Land | Energy Management System/Phase I | \$ 0 | \$ 191531 | \$ 0 | \$ 191531 |
| | | Energy Management/Phase II | 77762 | 84764 | 0 | 162526 |
| | | Replace Heat Piping | 0 | 180000 | 0 | 180000 |
| | | Pave South Parking Lot | 0 | 6384 | 98116 | 104500 |
| | | Renovate Classrooms | 0 | 0 | 44651 | 44651 |
| | | Agricultural Tech Building | 0 | 255000 | | 255000 |
| | | Resurface Parking Lot | 0 | 55400 | 36600 | 92000 |
| | | Exterior Moisture Protection | 0 | 78000 | 0 | 78000 |
| | | Drainage Repairs | 0 | 300000 | 0 | 300000 |
| | | Exterior Door Modifications | 0 | 120000 | 0 | 120000 |
| | | Cooling Towers Repairs | 0 | 63000 | 0 | 63000 |
| | | HVAC Alterations-Field House | 0 | 36000 | 0 | 36000 |
| | | Asbestos Survey | 0 | 58500 | 0 | 58500 |
| | | Hazardous Bleacher Repair | 0 | 72000 | 0 | 72000 |
| | | ADA Modifications | 0 | 34500 | 0 | 34500 |
| | | Security Lighting Upgrade | 0 | 216000 | 0 | 216000 |
| | | ADA Signage | 0 | 65000 | 0 | 65000 |
| | | Natural Gas Line Replacement | 0 | 52250 | 0 | 52250 |
| | | Electrical Code Corrections | 0 | 289600 | 0 | 289600 |
| | | | | | | \$ 2415058 |
| 536 | Lewis & Clark | Hatheway Hall | 0 | 283000 | 850000 | \$ 1133000 |
| | | New Parking Lots | 0 | 267000 | 0 | 267000 |
| | | Stage Remodeling | 0 | 199800 | 0 | 199800 |
| | | Renovation for Reception Area | 0 | 150000 | 0 | 150000 |
| | | Modify Electrical Main Complex | 0 | 0 | 72831 | 72831 |
| | | Install Fire Alarm | 0 | 0 | 10000 | 10000 |
| | | Modify Ventilation System | 0 | 0 | 32515 | 32515 |
| | | Handicapped Accessibility | 0 | 222100 | 1300000 | 1522100 |
| | | Two Bldgs.-Arts/Cer-Maintenance | 0 | 350000 | 0 | 350000 |
| | | Relocate Chapel | 0 | 2194500 | 0 | 2194500 |
| | | Remodel Trimpe Building | 0 | 800000 | 2400000 | 3200000 |
| | | Classroom/Multi-Purpose Building | 0 | 812000 | 2436000 | 3248000 |
| | | Additional Site Lighting | 0 | 0 | 33275 | 33275 |
| | | Roadway Repairs | 0 | 0 | 6528 | 6528 |
| | | | | | | \$ 12419549 |
| 526 | Lincoln Land | Parking Lot Overlay-Phase III | | 2906 | 63889 | \$ 66795 |
| | | Roof Replacement | 0 | 1125000 | 0 | 1125000 |
| | | Bleacher Repairs | 0 | 74719 | 0 | 74719 |
| | | Child Care Center | 0 | 696000 | 0 | 696000 |
| | | Seal, Caulk, Paint Windows | 0 | 0 | 76060 | 76060 |
| | | | | | | \$ 2038574 |
| 530 | Logan | Construct Softball Field | 0 | 18880 | 0 | \$ 18880 |
| | | Mining Technology Bldg. Addition | 0 | 163646 | 0 | 163646 |
| | | Asbestos Removal | 0 | 2556 | 0 | 2556 |
| | | Exterior Wall Repairs-Phase IV | 0 | 0 | 49529 | 49529 |
| | | Exterior Repairs | 0 | 0 | 50587 | 50587 |
| | | New Parking Lot | 0 | 487000 | 0 | 487000 |
| | | Exterior Repairs | 0 | 0 | 50088 | 50088 |
| | | Construct Dugouts | 0 | 23563 | 0 | 23563 |
| | | Energy Conservation Measures | 0 | 225000 | 0 | 225000 |
| | | Electrical Code Compliance | 0 | 40000 | 0 | 40000 |
| | | Replace Roof-Phase I | 0 | 683000 | 0 | 683000 |
| | | Accessibility Improvements | 0 | 107000 | 0 | 107000 |
| | | Classroom Addition | 0 | 2178833 | 6297300 | 8476133 |
| | | HVAC Code Compliance | 0 | 145000 | 0 | 145000 |
| | | New Office Building | 0 | 418100 | 0 | 418100 |
| | | Microbiology Lab | 0 | 105880 | 0 | 105880 |
| | | | | | | \$ 11045962 |

Illinois Community College Board
Table V-13
BUDGETED REVENUE FOR COMMUNITY COLLEGE CONSTRUCTION
SINCE JANUARY 1990*

| <u>Dist. No.</u> | <u>District/College</u> | <u>Project</u> | <u>Federal</u> | <u>Local</u> | <u>State</u> | <u>Total</u> |
|----------------------|-------------------------|---|----------------|--------------|--------------|-------------------|
| 528 | McHenry | Site Acquisition | \$ 0 | \$ 615848 | \$ 0 | \$ 615848 |
| | | Resurface Parking Lot | 0 | 9387 | 35613 | 45000 |
| | | Carpet Replacement | 0 | 6485 | 36015 | 42500 |
| | | New Classroom Building | 0 | 11660000 | 0 | 11660000 |
| | | HVAC Repairs & Replacement | 0 | 1208400 | 0 | 1208400 |
| | | Fire Science Training Facility | 0 | 253800 | 0 | 253800 |
| | | Roof Replacement | 0 | 696056 | 0 | 696056 |
| | | | | | | <u>\$14521604</u> |
| 524 | Moraine Valley | Correct Drainage-Phase II | 0 | 834000 | 0 | \$ 834000 |
| | | Fueling System Work | 0 | 50000 | 0 | 50000 |
| | | Handicapped Ramp & Elevator | 0 | 347700 | 0 | 347700 |
| | | High Technology Center | 0 | 6983700 | 6983700 | 13967400 |
| | | Storm Water Drainage Work | 0 | 1121000 | 0 | 1121000 |
| | | Replace Roofs | 0 | 695000 | 0 | 695000 |
| | | Remodel Faculty/Staff Offices | 0 | 0 | 127112 | 127112 |
| | | Roof Replacement-Bldgs A&B/Central Plnt | 0 | 555000 | 0 | 555000 |
| | | HVAC System Renovation | 0 | 4249200 | 0 | 4249200 |
| | | Fire Alarm Replacement | 0 | 391700 | 0 | 391700 |
| | | Remodel Buildings A, B, I | 0 | 0 | 2227500 | 2227500 |
| | | Fine Applied Arts/Phase II | 0 | 16174100 | 0 | 16174100 |
| | | Walk Replacement | 0 | 0 | 321000 | 321000 |
| | | | | | | <u>\$41060712</u> |
| 527 | Morton | Fire Alarm System | 0 | 152660 | 0 | \$ 152660 |
| | | Asbestos Abatement 1989 | 0 | 1379700 | 0 | 1379700 |
| | | Parking Lot Renovation | 0 | 0 | 48267 | 48267 |
| | | Renovation/Repair PE Bldg. | 0 | 24290 | 50570 | 74860 |
| | | HVAC System Replacement | 0 | 1905384 | 0 | 1905384 |
| | | Gym Floor Restoration | 0 | 6644 | 27456 | 34100 |
| | | Exterior Sign Restoration | 0 | 0 | 68000 | 68000 |
| | | Seating Restoration | 0 | 0 | 35600 | 35600 |
| | | Land Acquisition | 0 | 600000 | 0 | 600000 |
| | | | | | | <u>\$ 4298571</u> |
| 535 | Oakton | Joint Facility NWMC & OCC | 0 | 878000 | 0 | \$ 878000 |
| | | Site Acquisition/Niles East | 0 | 5000000 | 0 | 5000000 |
| | | Maintenance Building Addition | 0 | 47750 | 0 | 47750 |
| | | Parking Lot/Roadway Repair | 0 | 44062 | 208438 | 252500 |
| | | Asbestos Removal/Demolition | 0 | 750000 | 0 | 750000 |
| | | Underground Storage Removal | 0 | 200000 | 0 | 200000 |
| | | Drainage Repairs | 0 | 35000 | 0 | 35000 |
| | | | | | 0 | <u>\$ 7163250</u> |
| 505 | Parkland | West Entrance Road | 0 | 250000 | 0 | \$ 250000 |
| | | Drainage Improvements | 0 | 0 | 99047 | 99047 |
| | | Hazardous Lighting Replacement | 0 | 555000 | 0 | 555000 |
| | | Lighting Improvements | 0 | 0 | 99047 | 99047 |
| | | Repair Masonry Walls/Guard Rails | 0 | 0 | 97941 | 97941 |
| | | Classroom Addition-Child Care | 0 | 405000 | 0 | 405000 |
| | | Educational Video Center | 0 | 300000 | 0 | 300000 |
| | | Roof Replacement | 0 | 400000 | 0 | 400000 |
| | | Accessible Walks/Entry Rehab | 0 | 111000 | 0 | 111000 |
| | | Lighting Code Corrections | 0 | 200000 | 0 | 200000 |
| | | Safety Lighting Upgrade | 0 | 555000 | 0 | 555000 |
| | | Natural Gas Line Replacement | 0 | 240000 | 0 | 240000 |
| | | Lighting Code Corrections | 0 | 300000 | 0 | 300000 |
| | | Parking/Paving Renovations | 0 | 0 | 166070 | 166070 |
| | | | | | | <u>\$ 3778105</u> |

Illinois Community College Board
Table V-13
BUDGETED REVENUE FOR COMMUNITY COLLEGE CONSTRUCTION
SINCE JANUARY 1990*

| Dist. No. | District/College | Project | Federal | Local | State | Total |
|--------------|------------------|--------------------------------|---------|-----------|--------|------------|
| 515 | Prairie State | Sidewalk Replacement | \$ 0 | \$ 102842 | \$ 0 | \$ 102842 |
| | | Renovate Building K | 0 | 381872 | 0 | 381872 |
| | | Emergency Gas Line Repair | 0 | 31000 | 0 | 31000 |
| | | Building Masonry Restoration | 0 | 82350 | 67464 | 149814 |
| | | Handicapped Elevator | 0 | 108000 | 0 | 108000 |
| | | Theater Alterations | 0 | 92043 | 0 | 92043 |
| | | Drainage Corrections | 0 | 151200 | 0 | 151200 |
| | | Masonry Repairs-Phase II | 0 | 95000 | 0 | 95000 |
| | | Accessible Restrooms | 0 | 81600 | 0 | 81600 |
| | | Exterior Security Lighting | 0 | 222335 | 0 | 222335 |
| | | Renovate Fitness Center | 0 | 208000 | 0 | 208000 |
| | | HVAC Rehab Building | 0 | 231300 | 0 | 231300 |
| | | Construct Parking Lot | 0 | 945000 | 0 | 945000 |
| | | Replace Roofs | 0 | 882000 | 0 | 882000 |
| | | Improve Entrance Accessibility | 0 | 409200 | 0 | 409200 |
| | | HVAC/Electrical Rehab | 0 | 138000 | 0 | 138000 |
| | | Accessible Parking Area | 0 | 27000 | 0 | 27000 |
| | | Emergency Electrical Generator | 0 | 425100 | 0 | 425100 |
| | | Atrium Safety Alterations | 0 | 98400 | 0 | 98400 |
| | | | | | | \$ 4779706 |
| 521 | Rend Lake | Addition/Vo Tech Bldg. | 0 | 950000 | 0 | \$ 950000 |
| | | Vocational Roof Repair | 0 | 77000 | 0 | 77000 |
| | | Addition/Vo Tech Bldg. I | 0 | 250000 | 0 | 250000 |
| | | Addition/Vo Tech Bldg. II | 0 | 150000 | 0 | 150000 |
| | | Code Corrections-IT Building | 0 | 207870 | 0 | 207870 |
| | | Remodel Mining Building | 0 | 50000 | 0 | 50000 |
| | | Drainage Alteration & Repair | 0 | 349912 | 0 | 349912 |
| | | Replace Interior Finish | 0 | 0 | 50935 | 50935 |
| | | Roof Repair-Science Building | 0 | 20633 | 51521 | 72154 |
| | | Roof Repairs | 0 | 127462 | 0 | 127462 |
| | | Structural Repairs | 0 | 95165 | 0 | 95165 |
| | | Plumbing System Repairs | 0 | 438745 | 0 | 438745 |
| | | Fire Safety Alterations | 0 | 87613 | 0 | 87613 |
| | | Ventilation Alterations | 0 | 163429 | 0 | 163429 |
| | | Accessibility Alterations | 0 | 91138 | 0 | 91138 |
| | | Underground Storage Tank A | 0 | 26445 | 0 | 26445 |
| | | Paint Booth Ventilation | 0 | 36862 | 0 | 36862 |
| | | Code Compliance-Theater | 0 | 125241 | 0 | 125241 |
| | | ADA Elevator Repairs | 0 | 38720 | 0 | 38720 |
| | | Cooling Tower Replacement | 0 | 133403 | 0 | 133403 |
| | | Renovate Lecture Rooms | 0 | 0 | 94810 | 94810 |
| | | | | | | \$ 36,6364 |
| 537 | Richland | Maintenance/Storage Building | 0 | 215139 | 645417 | \$ 860556 |
| | | HVAC Modification | 0 | 0 | 4405 | 4405 |
| | | Renovate Mechanical Room | 0 | 0 | 15500 | 15500 |
| | | Renovate Southeast Center | 0 | 0 | 11000 | 11000 |
| | | Construct Greenhouse | 0 | 100000 | 0 | 100000 |
| | | Parking Lot Completion | 0 | 107000 | 0 | 107000 |
| | | Modify Facilities | 0 | 0 | 30367 | 30367 |
| | | | | | | \$ 1128828 |
| 511 | Rock Valley | Handicapped Accessibility | 0 | 73039 | 0 | \$ 73039 |
| | | Fire Alarm System | 0 | 38902 | 0 | 38902 |
| | | Handicapped Accessibility | 0 | 119879 | 0 | 119879 |
| | | Renovate Bookstore | 0 | 96800 | 0 | 96800 |
| | | Remodel Bldgs A,B,C,F,G | 0 | 89650 | 0 | 89650 |
| | | Asbestos Abatement | 0 | 85665 | 0 | 85665 |
| | | Repair Office | 0 | 42650 | 0 | 42650 |
| | | Accessibility | 0 | 105728 | 0 | 105728 |
| | | Repair/Replace Walks | 0 | 112100 | 0 | 112100 |

Illinois Community College Board
Table V-13
BUDGETED REVENUE FOR COMMUNITY COLLEGE CONSTRUCTION
SINCE JANUARY 1990*

| Dist. No. | District/College | Project | Federal | Local | State | Total |
|--------------|----------------------------|-------------------------------------|---------|---------|--------|------------|
| 511 | Rock Valley (Continued) | Walkway Lighting | \$ 0 | \$ 3795 | \$ 0 | \$ 33795 |
| | | Replace Roof | 0 | 165200 | 0 | 165200 |
| | | Replace Hangar Door | 0 | 35400 | 0 | 35400 |
| | | Parking Lot Lighting | 0 | 214946 | 0 | 214946 |
| | | Remove Underground Tank | 0 | 106200 | 0 | 106200 |
| | | Remodel Buildings B & F | 0 | 249220 | 0 | 249220 |
| | | Renovate Entrance Roadway | 0 | 0 | 100197 | 100197 |
| | | Structural Repair-Wood Bridge | 0 | 81420 | 0 | 81420 |
| | | Accessibility | 0 | 94400 | 0 | 94400 |
| | | Install Emergency Warning System | 0 | 25020 | 0 | 25020 |
| | | Indoor Air Quality Renovations | 0 | 64900 | 0 | 64900 |
| | | Install Accessible Hardware | 0 | 169920 | 0 | 169920 |
| | | Remove Deteriorated Asbestos | 0 | 92790 | 0 | 92790 |
| | | Fire Alarm Renovation | 0 | 29500 | 0 | 29500 |
| | | Remodeling Technology Center | 0 | 133500 | 0 | 133500 |
| | | Lighting Efficiency Renovation | 0 | 213010 | 0 | 213010 |
| | | Accessible Restroom Modifications | 0 | 31506 | 0 | 31506 |
| | | Roof Replacement | 0 | 237350 | 0 | 237350 |
| | | Asbestos Removal | 0 | 51254 | 0 | 51254 |
| | | Handicapped Accessibility | 0 | 364620 | 0 | 364620 |
| | | Theater Storage Facility | 0 | 57947 | 0 | 57947 |
| | | Moisture Protection | 0 | 83780 | 0 | 83780 |
| | | | | | | \$ 3400288 |
| 518 | Sandburg | Replace Hazardous Walks | 0 | 37580 | 0 | \$ 37580 |
| | | Replace Roofs and Flashing | 0 | 154600 | 0 | 154600 |
| | | Water Circulation/Heating System | 0 | 56360 | 0 | 56360 |
| | | Energy Conservation/HVAC Repairs | 0 | 388491 | 0 | 388491 |
| | | Roadway/Parking | 0 | 0 | 112712 | 112712 |
| | | Gym Floor Replacement | 0 | 0 | 27600 | 27600 |
| | | ADA Compliance Modifications | 0 | 163595 | 0 | 163595 |
| | | HVAC Repairs | 0 | 217618 | 0 | 217618 |
| | | Security Lighting Rehab | 0 | 67804 | 0 | 67804 |
| | | Cooling Tower Repairs | 0 | 140000 | 0 | 140000 |
| | | Energy Conservation Measures | 0 | 166540 | 0 | 166540 |
| | | Elevator Accessibility Modification | 0 | 108974 | 0 | 108974 |
| | | Bleacher Replacement/Repairs | 0 | 152686 | 0 | 152686 |
| | | ADA Accessibility Improvements | 0 | 181720 | 0 | 181720 |
| | | Branch Campus-Carthage, IL | 0 | 1208600 | 0 | 1208600 |
| | | Parking Lot Renovations | 0 | 0 | 35150 | 35150 |
| | | | | | | \$ 3220030 |
| 506 | Sauk Valley | Parking Lot Repairs | 0 | 19639 | 83572 | \$ 103211 |
| | | Reroof College-Phase II | 0 | 342000 | 0 | 342000 |
| | | Reroof College-Phase III | 0 | 332000 | 0 | 332000 |
| | | Construct Restroom Facility | 0 | 54898 | 0 | 54898 |
| | | Roof Repairs | 0 | 133300 | 0 | 133300 |
| | | Boiler Repairs | 0 | 72700 | 0 | 72700 |
| | | Wastewater Treatment | 0 | 156000 | 0 | 156000 |
| | | Asbestos Study/Management Plan | 0 | 28000 | 0 | 28000 |
| | | Exterior Lighting Safety Rep. | 0 | 417064 | 0 | 417064 |
| | | Asbestos Abatement | 0 | 56000 | 0 | 56000 |
| | | Energy Conservation Measures | 0 | 980460 | 0 | 980460 |
| | | Kitchen Ventilation Modification | 0 | 79685 | 0 | 79685 |
| | | Fire Safety Valves | 0 | 41030 | 0 | 41030 |
| | | Lighting Repairs | 0 | 37012 | 0 | 37012 |
| | | Parking Area/Roadway Sealing | 0 | 0 | 201454 | 201454 |
| | | | | | | \$ 3034814 |
| 531 | Shawnee | New Guard & Hand Rails | 0 | 47825 | 0 | \$ 47825 |
| | | Resurface Parking Lot | 0 | 0 | 42691 | 42691 |
| | | Resurface Parking Lot-Phase II | 0 | 0 | 17543 | 17543 |

Illinois Community College Board
Table V-13
BUDGETED REVENUE FOR COMMUNITY COLLEGE CONSTRUCTION
SINCE JANUARY 1990*

| Dist. No. | District/College | Project | Federal | Local | State | Total |
|--------------|------------------------|---------------------------------------|---------|---------|----------|-------------|
| 533 | Shawnee (Continued) | Roadway Resurfacing | \$ 0 | \$ 5330 | \$ 16300 | \$ 21630 |
| | | Campus Drive Improvements | 0 | 0 | 23789 | 23789 |
| | | | | | | \$ 153478 |
| 510 | South Suburban | Waterproof/Caulking | 0 | 116142 | 0 | \$ 116142 |
| | | General Handicapped Access | 0 | 238096 | 0 | 238096 |
| | | Boiler Replacement | 0 | 274800 | 0 | 274800 |
| | | Exterior Security Lighting | 0 | 199000 | 0 | 199000 |
| | | Variable Air Volume System | 0 | 295450 | 0 | 295450 |
| | | HVAC Renovation/Fieldhouse | 0 | 28980 | 0 | 28980 |
| | | Carpet Replacement-Phase I | 0 | 108000 | 0 | 108000 |
| | | Emergency/Lighting Generator | 0 | 333098 | 0 | 333098 |
| | | Carpet Replacement-Phase II | 0 | 175000 | 0 | 175000 |
| | | Construct Maint/Storage Bldg | 0 | 265493 | 0 | 265493 |
| | | Rehabilitate Counseling Area | 0 | 27500 | 0 | 27500 |
| | | Rehabilitate Stair Tread | 0 | 117020 | 0 | 117020 |
| | | Electrically Operated Doors | 0 | 87106 | 0 | 87106 |
| | | Handicapped Elevators | 0 | 231000 | 0 | 231000 |
| | | Security Lighting-Phase II | 0 | 81300 | 0 | 81300 |
| | | HVAC Renovation-Phase I | 0 | 397200 | 0 | 397200 |
| | | HVAC Renovation-Phase II | 0 | 749200 | 0 | 749200 |
| | | Accessibility Improvements/Western | 0 | 58400 | 0 | 58400 |
| | | Replace Exterior Doors | 0 | 67200 | 0 | 67200 |
| | | HVAC Renovation-Phase III | 0 | 594288 | 0 | 594288 |
| | | Roof Renovation-Phase I | 0 | 60000 | 0 | 60000 |
| | | Renovate Field House Ceiling | 0 | 30960 | 0 | 30960 |
| | | Repair Gym Floor | 0 | 0 | 50922 | 50922 |
| | | HVAC Renovation-Phase IV | 0 | 750000 | 0 | 750000 |
| | | Replace Hazardous Walks | 0 | 46850 | 0 | 46850 |
| | | Air Conditioning Alterations | 0 | 120000 | 0 | 120000 |
| | | Accessible Restrooms | 0 | 186000 | 0 | 186000 |
| | | Fire Protection System Renovation | 0 | 25200 | 0 | 25200 |
| | | Carpet Replacement | 0 | 0 | 64084 | 64084 |
| | | Renovate Field House Walk | 0 | 574 | 32324 | 32898 |
| | | Structural Concrete Repairs | 0 | 47210 | 0 | 47210 |
| | | Ceiling Repair | 0 | 0 | 25830 | 25830 |
| | | Install Accessible Restrooms | 0 | 120000 | 0 | 120000 |
| | | Install Entry Vestibule | 0 | 58860 | 0 | 58860 |
| | | Renovate Conference Center | 0 | 0 | 786600 | 786600 |
| | | Repair HVAC System | 0 | 368000 | 0 | 368000 |
| | | Acoustical Improvements | 0 | 0 | 35853 | 35853 |
| | | Western Enrollment Center | 0 | 0 | 1504000 | 1504000 |
| | | Carpet Replacement | 0 | 0 | 30666 | 30666 |
| | | Paint Interior-Field House | 0 | 0 | 30500 | 30500 |
| | | Class Acoustical Treatment | 0 | 0 | 43481 | 43481 |
| | | Construct New Roadway | 0 | 128048 | 0 | 128048 |
| | | Science Lab Safety Reconstruction | 0 | 100000 | 0 | 100000 |
| | | Science Lab Code Corrections | 0 | 100000 | 0 | 100000 |
| | | Roof Replacement | 0 | 197100 | 0 | 197100 |
| | | Electrical Panel Replacement | 0 | 26000 | 0 | 26000 |
| | | Water Main Replacement | 0 | 420000 | 0 | 420000 |
| | | Security Lighting | 0 | 60000 | 0 | 60000 |
| | | Storm Water Drainage Replacement | 0 | 348000 | 0 | 348000 |
| | | | | | | \$ 10241335 |
| 533 | Southeastern | Construct Parking Lot | 0 | 110000 | 0 | \$ 110000 |
| | | Bldgs & Grounds Rehabilitation | 0 | 1212 | 37688 | 38900 |
| | | Construction Deficiencies-Ventilating | 0 | 0 | 750000 | 750000 |
| | | Replace Roof-Technical Building | 0 | 67889 | 107111 | 175000 |
| | | | | | | \$ 1073900 |

Illinois Community College Board
Table V-13
BUDGETED REVENUE FOR COMMUNITY COLLEGE CONSTRUCTION
SINCE JANUARY 1990*

| Dist. No. | District/College | Project | Federal | Local | State | Total |
|--------------|------------------|-----------------------------------|---------|----------|---------|------------|
| 534 | Spoon River | Fire System Corrections | \$ 0 | \$ 26000 | \$ 0 | \$ 26000 |
| | | Replace Roofs/Canton Campus | 0 | 0 | 703600 | 703600 |
| | | Macomb Renovation-Phase III | 0 | 324000 | 0 | 324000 |
| | | Roof Replacement-Centers | 0 | 234146 | 0 | 234146 |
| | | Macomb Renovation | 0 | 181000 | 0 | 181000 |
| | | Install Fire Protection System | 0 | 120322 | 0 | 120322 |
| | | Vo Tech Lighting | 0 | 0 | 41455 | 41455 |
| | | Remodel Macomb Center | 0 | 0 | 507500 | 507500 |
| | | Replace Exhaust System | 0 | 0 | 79192 | 79192 |
| | | Miscellaneous Safety Projects | 0 | 82539 | 0 | 82539 |
| | | ADA Repairs | 0 | 29500 | 0 | 29500 |
| | | Paint Booth Renovation | 0 | 0 | 56500 | 56500 |
| | | | | | | \$ 2385754 |
| 601 | State | Carpet Replacement | 0 | 0 | 29905 | \$ 29905 |
| | | Roofing/Skills Center | 0 | 250000 | 0 | 250000 |
| | | Parking/Site Improvements | 0 | 250000 | 0 | 250000 |
| | | Remodel Library | 0 | 91400 | 0 | 91400 |
| | | | | | | \$ 621305 |
| 504 | Triton | Parking Lot & Roadways | 0 | 222338 | 0 | \$ 222338 |
| | | Drainage & Pedestrian Safety | 0 | 464965 | 0 | 464965 |
| | | Palmer Street Building | 0 | 208733 | 1250000 | 1458333 |
| | | Roof Replacement | 0 | 114325 | 0 | 114325 |
| | | Campus Drainage | 0 | 495708 | 0 | 495708 |
| | | Accessibility/Bldgs. J & P | 0 | 55000 | 0 | 55000 |
| | | Security Measures | 0 | 91000 | 0 | 91000 |
| | | Repairs/Health Building | 0 | 43197 | 0 | 43197 |
| | | Bookstore Addition | 0 | 680000 | 0 | 680000 |
| | | Construction Defects | 0 | 0 | 6800000 | 6800000 |
| | | Underground Storage Tank Survey | 0 | 25500 | 0 | 25500 |
| | | Code Compliance/Hispanic Center | 0 | 120761 | 0 | 120761 |
| | | Repair Fire Alarm System | 0 | 372511 | 0 | 372511 |
| | | HVAC-4 Buildings | 0 | 283140 | 0 | 283140 |
| | | Water Tower Repairs | 0 | 140100 | 0 | 140100 |
| | | Walkway Replacement | 0 | 227800 | 0 | 227800 |
| | | Chiller Replacement | 0 | 0 | 75000 | 75000 |
| | | HVAC System-3 Buildings | 0 | 1446745 | 0 | 1446745 |
| | | Roof Replacement | 0 | 367660 | 0 | 367660 |
| | | Extend Security & Fire Alarm | 0 | 60000 | 0 | 60000 |
| | | Handicapped Elevator | 0 | 222338 | 0 | 222338 |
| | | Safety Measures | 0 | 170000 | 0 | 170000 |
| | | Remove Underground Storage Tank | 0 | 51607 | 0 | 61607 |
| | | Shower Room Accessibility | 0 | 73500 | 0 | 73500 |
| | | Unit Heater Replacement | 0 | 47500 | 0 | 47500 |
| | | Drainage Repairs | 0 | 56300 | 0 | 56300 |
| | | Install Auto Door Operators | 0 | 78360 | 0 | 78360 |
| | | Construction Defects | 0 | 18389 | 1773206 | 1791595 |
| | | Utility Tunnel Repair | 0 | 25700 | 0 | 25700 |
| | | Ventilation Corrections | 0 | 359800 | 0 | 359800 |
| | | West Campus Cable Replacement | 0 | 354500 | 0 | 354500 |
| | | Accessibility Improvements | 0 | 88600 | 0 | 88600 |
| | | Campus Drainage/Phase III | 0 | 464100 | 0 | 464100 |
| | | Exterior Painting-Three Buildings | 0 | 0 | 56500 | 56500 |
| | | College Center Rehab/Phase III | 0 | 0 | 130000 | 130000 |
| | | College Center Renovations | 0 | 0 | 171781 | 171781 |
| | | | | | | \$17696264 |
| 516 | Waubensee | Energy Management System | 0 | 90000 | 0 | \$ 90000 |
| | | Replace Rooftop Units | 0 | 237705 | 0 | 237705 |
| | | Asbestos Removal | 0 | 50000 | 0 | 50000 |
| | | Rekey Existing Locks | 0 | 25200 | 0 | 25200 |

Illinois Community College Board
Table V-13
BUDGETED REVENUE FOR COMMUNITY COLLEGE CONSTRUCTION
SINCE JANUARY 1990*

| <u>Dist.</u> <u>No.</u> | <u>District/College</u> | <u>Project</u> | <u>Federal</u> | <u>Local</u> | <u>State</u> | <u>Total</u> |
|----------------------------|--------------------------|----------------------------------|----------------|--------------------|-------------------|--------------------|
| 516 | Waubonsee (Continued) | Resurface Parking Lot & Sidewalk | \$ 0 | \$ 0 | \$ 80516 | \$ 80516 |
| | | Resurface Parking Lot | 0 | 2385 | 76955 | 79340 |
| | | Repair Roofs | 0 | 100000 | 0 | 100000 |
| | | Asbestos Removal/Phase II | 0 | 300000 | 0 | 300000 |
| | | Window Replacement | 0 | 0 | 21997 | 21997 |
| | | Window Replacement-Phase II | 0 | 0 | 71386 | 71386 |
| | | Exterior Doors & Windows | 0 | 58800 | 0 | 58800 |
| | | Construct Classroom Building | 0 | 6200000 | 0 | 6200000 |
| | | Parking Lot/Roadway Repair | 0 | 0 | 49000 | 49000 |
| | | Reroof Collins Hall | 0 | 224000 | 0 | 224000 |
| | | Roof Inspection/Roofing | 0 | 116000 | 0 | 116000 |
| | | Plumbing System/Sprinkler | 0 | 225000 | 0 | 225000 |
| | | Energy Usage Study-Chiller | 0 | 25000 | 0 | 25000 |
| | | Construction/Lease Facilities | 0 | 10400000 | 0 | 10400000 |
| | | Exterior Waterproofing-Dickson | 0 | 50000 | 0 | 50000 |
| | | Reroof Dickson Center | 0 | 230000 | 0 | 230000 |
| | | | | | | \$ 18633944 |
| 539 | Wood | Electrical Emergency Lighting | 0 | 43600 | 0 | \$ 43600 |
| | | Site Preparation | 0 | 59424 | 0 | 59424 |
| | | Site Acquisition | 0 | 118000 | 0 | 118000 |
| | | Bituminous Paving/Drainage | 0 | 0 | 26300 | 26300 |
| | | Accessibility Compliance | 0 | 26200 | 0 | 26200 |
| | | Electric Code Compliance | 0 | 38600 | 0 | 38600 |
| | | HVAC/Electrical Repair | 0 | 73380 | 0 | 73380 |
| | | Accessibility Compliance | 0 | 26620 | 0 | 26620 |
| | | Accessibility Improvements | 0 | 25000 | 0 | 25000 |
| | | Code Compliance | 0 | 75000 | 0 | 75000 |
| | | Emergency Response System | 0 | 69415 | 0 | 69415 |
| | | | | | | \$ 581539 |
| TOTALS | | | <u>\$77762</u> | <u>\$345577047</u> | <u>\$74093450</u> | <u>\$419748259</u> |

*This table contains only those projects completed since January 1, 1990. Projects completed prior to January 1, 1990, are listed in prior year's Data and Characteristics Book, Table V-12.

SOURCE OF DATA: ICCB Records

Illinois Community College Board
Table V-14
BUDGETED REVENUE FOR PERMANENT COMMUNITY COLLEGE FACILITIES
UNDER CONSTRUCTION OR PLANNED AS OF FEBRUARY 1995

| <u>Dist. No.</u> | <u>District/College</u> | <u>Project</u> | <u>Local Funding</u> | <u>State Funding</u> | <u>Total Projected Budget</u> |
|------------------|-------------------------|--------------------------------|----------------------|----------------------|-------------------------------|
| 522 | Belleville | Classroom Expansion-Planning | \$ 582,300 | \$ 1,746,900 | \$ 2,329,200 |
| | | Remodel Vo-Tech Center | 752,100 | 2,256,400 | 3,008,500 |
| | | Aviation Maint. Train. Fac. | 265,750 | | 265,750 |
| 503 | Black Hawk | Direct Service Addition | 1,210,000 | | 1,210,000 |
| 508 | Chicago Dawson | Dawson Skills Rehab | | 3,500,000 | 3,500,000 |
| | Chicago Humbolt | Humboldt Park Voc. Center | 5,000,000 | 2,000,000 | 7,000,000 |
| | Danville | Infrastructure Rehab/Plan. | 1,161,500 | 3,484,500 | 4,646,000 |
| | | Site Utilities/New Building | | 3,500,000 | 3,500,000 |
| 502 | DuPage | Student Resource Ctr - 3rd Fl. | | 2,180,400 | 2,180,400 |
| | | Site Acquisition/Naperville | 449,757 | | 449,757 |
| | | Fitness Room Addition | 348,000 | | 348,000 |
| | | Land/North Regional Site | 650,000 | | 650,000 |
| | | SRC Addition | 16,830,000 | | 16,830,000 |
| 509 | Elgin | Business/Industry Conf. Ctr. | 5,500,000 | | 5,500,000 |
| | | New Classroom Building | 1,450,500 | 12,906,700 | 14,357,200 |
| | | Visual/Perf. Arts Phase | 23,260,694 | | 23,260,694 |
| 512 | Harper | Construct Instruc. Bldg. | 12,589,800 | | 12,589,800 |
| | | Site Acquisition/Northeast | 2,000,000 | | 2,000,000 |
| | | Instructional Bldg.-Planning | | 350,000 | 350,000 |
| 514 | Illinois Central | Acquire/Ren. World Drug Bldg | 6,386,400 | | 6,386,400 |
| | | Renovate&Expand Stu. Center | 4,277,350 | | 4,277,350 |
| 529 | Illinois Eastern | Roof Replacements | | 840,000 | 840,000 |
| 525 | Joliet | Business/Tech Center | 2,450,291 | 6,992,509 | 9,442,800 |
| 52 | Lake County | Lakeshore Campus Expansion | 3,250,000 | | 3,250,000 |
| | | Multi-Use Instruc. Bldg. | | 11,730,400 | 11,730,400 |
| | | Performing Arts Center | 9,725,000 | | 9,725,000 |
| 517 | Lake Land | Center for High Ed & Tech. | 751,600 | 1,348,400 | 2,100,000 |
| 536 | Lewis & Clark | Main Complex Renovation | 1,000,000 | 3,000,000 | 4,000,000 |
| | | Allied Health Lab-Science Bld | 2,000,000 | 6,000,000 | 8,000,000 |
| | | Gilman Hall & Music Bldg. | 293,800 | 881,300 | 1,175,100 |
| 526 | Lincoln Land | Child Care Center | 696,000 | | 696,000 |
| 530 | Logan | Classroom Planning | 136,500 | 409,400 | 545,900 |
| | | Microbiology Lab | 105,880 | | 105,880 |
| 528 | McHenry | Library/Classroom Addition | 152,000 | 1,324,000 | 1,476,000 |
| 524 | Moraine Valley | Remodel Bldgs A,b,l | | 2,227,500 | 2,227,500 |
| | | Classroom Facility/Planning | | 500,000 | 500,000 |
| | | Fine Applied Arts Phase II | 16,174,100 | | 16,174,100 |
| 527 | Morton | Land Acquisition | 600,000 | | 600,000 |
| | | Bldg. B - Classroom Addition | | 272,000 | 272,000 |
| 535 | Oakton | Construct R. Harstein Campus | 18,006,000 | | 18,006,000 |
| | | Des Plaines Campus Expansion | 11,292,900 | | 11,292,900 |
| 505 | Parkland | Child Care Center | | 1,496,300 | 1,496,300 |
| 515 | Prairie State | LRC Addition/Remodeling | 1,466,600 | 6,397,400 | 7,864,000 |
| 521 | Rend Lake | Aquatics/Rehab Center | 600,000 | 1,800,000 | 2,400,000 |
| | | Roof Replacement | 125,000 | 375,000 | 500,000 |
| 537 | Richland | Parking Lot Completion | 107,000 | | 107,000 |
| 511 | Rock Valley | Theater Storage Facility | 57,947 | | 57,947 |
| 518 | Sandburg | Branch Campus-Carthage,IL | 1,208,600 | | 1,208,600 |
| 506 | Sauk Valley | Fitness Center | 67,000 | | 67,000 |
| 533 | Southeastern | Humanities/Admin Bldg. | 1,583,000 | 7,257,500 | 8,840,500 |
| 601 | State | Remodel Library | | 91,400 | 91,400 |
| 504 | Triton | Construction Defects-LRC | | 3,800,000 | 3,800,000 |
| | | Construction Defects | 18,389 | 1,773,206 | 1,791,595 |
| 516 | Waubensee | Construction/Lease Facilities | 10,400,000 | | 10,400,000 |
| | | Site Acquisition | 800,000 | | 800,000 |
| 539 | Wood | Science & Tech. Building | 354,500 | 1,795,500 | 2,150,000 |

\$166,136,258

\$92,236,715

\$258,372,973

Illinois Community College Board
Table V-15
CAPITAL PROJECTS UNDER CONSTRUCTION
FUNDING AUTHORIZED BY PROTECTION, HEALTH, & SAFETY LEGISLATION

| <u>Dist. No.</u> | <u>District/College</u> | <u>ICCB Project #</u> | <u>Project Name</u> | <u>Approved Budget</u> |
|----------------------|-------------------------|-----------------------|---|----------------------------|
| 522 | Belleville | 522 T 472-0592 | Energy Conservation | \$ 25,200 |
| | | T 473-0592 | Fire Protection Renovation | 82,040 |
| | | T 554-0193 | Moisture Protection-Window | 28,000 |
| | | T 555-0193 | Water Piping-Code Corrections | 153,400 |
| | | T 556-0193 | Energy Conservation Measures | 668,600 |
| | | B 557-0193 | Moisture Protection-Roof Replacement | 30,000 |
| | | B 558-0193 | Hazardous Materials Storage | 130,000 |
| | | B 559-0193 | Exterior Lighting Code Corrections | 80,000 |
| | | T 654-0794 | Fire Protection Renovation | 85,400 |
| | | T 655-0794 | Mechanical Renovations | 100,800 |
| | | T 656-0794 | Electrical Renovations | 286,440 |
| | | T 657-0794 | HVAC Retrofit-Phase II | 353,360 |
| | | T 658-0794 | Energy Conservation/Electrical Retrofit | 36,960 |
| 503 | Black Hawk Quad | 503 T 366-1290 | Reroof Three Buildings | 161,809 |
| | | T 477-0692 | Elevator Code Modifications | 101,765 |
| | | T 577-0793 | Chemical Storage Alterations | 59,290 |
| | | T 578-0793 | Fire Alarm Update | 132,401 |
| | | T 579-0793 | ADA Modifications | 455,620 |
| | | T 580-0793 | Hazardous Boiler Replacement | 61,175 |
| | | T 581-0793 | HVAC Replacement | 34,876 |
| | | T 650-0794 | Moisture Protection/Plumbing | 136,200 |
| | | T 651-0794 | Sewer & Erosion Repairs | 94,100 |
| | | T 652-0794 | ADA Alterations | 330,300 |
| | | T 695-1294 | Roof Improvement/Bldgs 2&3 | 257,500 |
| 507 | Danville | 507 B 394-0591 | Energy Conservation | 33,272 |
| | | B 395-0591 | Asbestos/Radon Survey | 96,554 |
| | | B 396-0591 | Fuel Oil Tank Replacement | 28,399 |
| | | B 398-0591 | Mary Miller Code Corrections | 222,600 |
| | | B 399-0591 | Orn. Horticulture Code Corrections | 200,600 |
| | | B 400-0591 | Physical Plant Code Corrections | 480,300 |
| | | B 401-0591 | Conf. Center Code Corrections | 273,700 |
| | | B 402-0591 | Utility Tunnel Replacement | 1,566,200 |
| | | B 403-0591 | Electrical Power Distribution | 732,300 |
| | | B 404-0591 | Domestic Water System Repair | 435,000 |
| | | B 405-0591 | Sanitary Sewer Replacement | 206,500 |
| | | B 406-0591 | Natural Gas Pipe Replacement | 36,500 |
| 512 | Harper | 512 T 490-0692 | Water Main Extension | 247,925 |
| | | T 493-0692 | Roof Replacement-Bldg F | 235,000 |
| | | B 571-0593 | Bldg. F - Life Safety | 1,500,000 |
| | | T 592-1193 | Building F Code Corrections | 1,405,496 |
| | | T 593-1193 | Hazardous Bleacher Repair | 100,000 |
| | | T 672-0994 | ADA/Accessibility | 159,000 |
| | | T 673-0994 | Roof Replacement-NE Center | 444,000 |
| | | T 674-0994 | Moisture Protection-NE Ctr | 178,000 |
| 519 | Highland | 519 T 710-0495 | Engy Mgmt System Replacement | 158,172 |
| | | T 711-0495 | Moisture Protection Bldg G | 108,628 |
| | | T 712-0495 | ADA Compliance | 283,770 |
| | | T 519-1092 | ADA Compliance | 318,666 |
| | | T 520-1092 | Moisture Protection | 75,637 |
| | | T 605-1193 | ADA Projects | 257,620 |
| | | T 606-1193 | Auto Body Code Corrections | 110,480 |
| | | T 607-1193 | Underground Storage Tank | 50,050 |
| | | B 638-0694 | Energy Conservation Program | 645,400 |
| | | T 687-1194 | Laboratory Ventilation | 56,975 |
| | | T 688-1194 | Fire Alarm Improvements | 155,768 |
| 514 | Illinois Central | 514 T 514-1092 | Upgrade Underground Storage Tank | 243,410 |
| | | T 516-1092 | ADA Survey/Phase I Corr. Work | 186,390 |
| | | T 552-1292 | Roof Replacement-SW Adams | 141,900 |
| | | T 565-0393 | ADA Elevator Addition | 165,460 |

Illinois Community College Board
Table V-15
CAPITAL PROJECTS UNDER CONSTRUCTION
FUNDING AUTHORIZED BY PROTECTION, HEALTH, & SAFETY LEGISLATION

| <u>Dist. No.</u> | <u>District/College</u> | <u>ICCB Project #</u> | <u>Project Name</u> | <u>Approved Budget</u> |
|------------------|---------------------------------|-----------------------|------------------------------------|------------------------|
| 514 | Illinois Central (Continued) | T 566-0393 | Boiler Room Roof Replacement | \$ 76,790 |
| | | T 604-1193 | Water-Fire Main Relocations | 234,698 |
| | | T 618-1293 | Erosion Control | 76,000 |
| | | T 619-1293 | EMS Upgrade | 410,000 |
| | | T 620-1293 | Roof Replacement-Lawrence | 80,000 |
| | | T 679-0994 | Drainage Control | 1,300,000 |
| | | T 680-0994 | Elevator Repairs | 99,200 |
| | | T 681-0994 | ADA Signage Upgrade | 121,800 |
| | | T 682-1194 | Exterior Lighting Upgrade | 120,000 |
| | | T 683-1194 | Repair of Bridges | 97,000 |
| | | T 684-1194 | Metal Panel Curtain Wall | 90,000 |
| | | T 685-1194 | Roof Replacement/Academic Bldg | 214,000 |
| 529 | Illinois Eastern | 529 B 479-0692 | Robinson Commercial Building | 481,960 |
| | | B 480-0692 | Tool & Die Shop Code Modifications | 141,546 |
| | | B 481-0692 | Storm Sewer Waterway Repairs | 56,856 |
| | | B 483-0692 | HVAC Replacement-3 campuses | 332,750 |
| | | B 484-0692 | Underground Storage Tank Removal | 150,000 |
| | | B 485-0692 | Modify Exhaust Hoods | 122,000 |
| | | B 486-0692 | Energy Efficient Lighting | 81,040 |
| 513 | Illinois Valley | 513 T 713-0495 | Plumbing Code Compliance | 30,250 |
| | | T 517-1092 | Energy Conservation/Retrofit | 257,000 |
| | | T 518-1092 | Southwest Slope Stabilization | 100,000 |
| | | T 597-1193 | Asbestos Abatement | 125,890 |
| | | T 598-1193 | Sewer Line Hookup | 84,000 |
| | | T 599-1193 | ADA Modifications | 150,120 |
| | | T 600-1193 | Roof Replacement | 220,000 |
| | | T 601-1193 | Security Lighting | 158,967 |
| | | T 659-0794 | Asbestos/Maintenance Bldg. | 32,040 |
| | | T 660-0794 | Asbestos Removal-Water Tanks | 120,000 |
| | | T 661-0794 | Asbestos Removal-Bookstore | 200,400 |
| | | T 662-0794 | Asbestos Removal-Science Fume | 40,800 |
| | | T 663-0794 | Security Lighting-Ph. II | 160,316 |
| | | T 664-0794 | ADA Modifications | 180,600 |
| 525 | Joliet | 525 T 590-0893 | ADA Compliance | 287,980 |
| | | T 675-1094 | Exterior Moisture Repairs | 521,000 |
| | | T 704-0195 | Emergency Warning System Upgrade | 27,000 |
| 501 | Kaskaskia | 501 T 528-1292 | Lighting Code Corrections | 243,500 |
| | | T 610-1193 | Roof Replacement-Various Bldgs | 140,000 |
| | | T 702-1294 | ADA-Door Operators | 39,240 |
| | | T 703-1294 | Renovation Harry Crisp Ctr. | 620,000 |
| 523 | Kishwaukee | 523 T 633-0594 | Water Penetration | 279,197 |
| | | T 634-0594 | ADA Walk & Egress Repairs | 65,119 |
| 532 | Lake County | 532 T 575-0593 | ADA Compliance | 345,000 |
| | | T 224-1188 | Fire Protection System | 65,000 |
| | | T 357-1290 | Sidewalk Repairs | 67,700 |
| | | T 360-1290 | Mechanical Unit Repairs | 162,000 |
| | | B 438-0991 | Accessible Entrances | 30,900 |
| | | T 653-0794 | Drainage Repairs | 332,000 |
| 517 | Lake Land | 517 T 541-1292 | Security Lighting Upgrade | 216,000 |
| | | T 621-1293 | Electrical Code Corrections | 289,600 |
| | | T 622-1293 | ADA Signage | 65,000 |
| | | T 623-1293 | Asbestos Encapsulation | 354,983 |
| | | T 624-1293 | Natural Gas Line Replacement | 52,250 |
| | | T 696-1294 | ADA Restrooms | 50,000 |
| | | T 697-1294 | ADA Modifications-Locks-Walks | 150,000 |
| | | T 698-1294 | Reroof Covered Walkways | 180,000 |
| | | T 699-1294 | Exterior Security Lighting | 65,000 |
| | | T 700-1294 | Reroof Fieldhouse | 300,000 |

Illinois Community College Board
Table V-15
CAPITAL PROJECTS UNDER CONSTRUCTION
FUNDING AUTHORIZED BY PROTECTION, HEALTH, & SAFETY LEGISLATION

| <u>Dist. No.</u> | <u>District/College</u> | <u>ICCB Project #</u> | <u>Project Name</u> | <u>Approved Budget</u> |
|----------------------|-------------------------|-----------------------|-------------------------------------|----------------------------|
| 536 | Lewis & Clark | 536 B 499-0992 | Main Complex Renovation | \$ 1,000,000 |
| | | B 591-1093 | Main Complex Renov. Phase II | 1,000,000 |
| 526 | Lincoln Land | 526 B 460-1191 | Roof Replacement | 1,125,000 |
| | | B 676-1094 | Bleacher Repairs | 74,719 |
| 530 | Logan | 530 B 705-0195 | ADA/Environmental Improvements | 121,640 |
| 524 | Moraine Valley | 524 T 232-1188 | Emergency Power Work | 220,000 |
| | | T 233-1188 | Reglazing Work | 535,000 |
| | | T 297-1189 | HVAC System Renovation | 4,249,200 |
| | | T 544-1292 | ADA Signage | 102,960 |
| | | T 546-1292 | Fire Alarm Replacement | 391,700 |
| | | T 644-0794 | ADA Restrooms | 301,000 |
| | | T 645-0794 | ADA Elevator | 38,500 |
| | | T 646-0794 | Install Security Camera System | 357,000 |
| | | T 647-0794 | ADA Women's Locker Room | 119,000 |
| | | T 648-0794 | Energy Conservation Window | 833,000 |
| | | T 649-0794 | South Entry Rehabilitation | 52,100 |
| 527 | Morton | 527 T 497-0892 | Roofing/Waterproofing Repairs | 1,155,824 |
| 535 | Oakton | 535 T 567-0393 | ADA Compliance | 306,050 |
| | | T 629-0394 | Drainage Repairs | 35,000 |
| | | T 637-0694 | Fire Alarm System Upgrade | 211,600 |
| 505 | Parkland | 505 T 602-1193 | Lighting Code Corrections | 300,000 |
| | | T 603-1193 | HVAC-Condenser Replacement | 725,000 |
| | | T 635-0594 | Interior Lighting-Phase V | 100,000 |
| | | T 636-0594 | Condenser Replacement-Phase II | 965,000 |
| 515 | Prairie State | 515 T 321-0390 | Emergency Electrical Generator | 425,100 |
| | | T 572-0593 | Atrium Safety Alterations | 98,400 |
| | | T 573-0593 | LRC Code Corrections | 112,700 |
| | | BT 576-0693 | Mechanical Systems Replacement | 4,948,237 |
| 521 | Rend Lake | 521 B 427-0991 | Bleacher Repairs | 130,000 |
| | | B 560-0193 | Emergency Lighting and Generation | 76,684 |
| | | B 561-0193 | Fire Alarm Repairs | 65,450 |
| | | B 562-0193 | Cooling Tower Replacement | 133,403 |
| | | B 625-0394 | Plumbing System Renovations | 450,000 |
| | | T 631-0494 | Code Compliance-Theater | 125,241 |
| | | T 632-0494 | ADA Elevator Repairs | 38,720 |
| | | T 686-1194 | Boiler Room Controls | 37,755 |
| 511 | Rock Valley | 511 T 408-0991 | Handicapped Accessibility | 364,620 |
| | | T 509-1092 | Fire Alarm Installation | 53,100 |
| | | T 512-1092 | Moisture Protection | 83,780 |
| | | T 583-0893 | ADA Walkway Compliance | 177,800 |
| | | T 584-0893 | Exterior Roofing/Sealants | 467,200 |
| | | T 585-0893 | Underground Tank Replacement | 76,000 |
| | | T 639-0694 | Roof Modifications | 64,900 |
| | | T 640-0694 | ADA Modifications | 64,900 |
| | | T 641-0694 | Emergency Phone System | 56,640 |
| | | T 642-0694 | Hazardous Lighting System | 44,840 |
| | | T 643-0694 | Hazardous Bleacher Repair | 531,000 |
| 518 | Sandburg | 518 T 594-1193 | ACA Accessibility Improvements | 181,720 |
| | | T 595-1193 | Energy Conservation Measures | 166,540 |
| | | T 596-1193 | Security Lighting Rehab | 67,804 |
| | | T 689-1194 | Underground Storage Tank | 72,874 |
| | | T 690-1194 | Energy Conservation | 291,620 |
| | | T 691-1194 | Security Lighting | 107,696 |
| 506 | Sauk Valley | 506 T 380-1290 | Cooling Tower Repairs | 140,000 |
| | | T 456-1191 | Accessility Improvements | 226,926 |
| | | T 457-1191 | Elevator Accessibility Modification | 108,974 |
| | | T 458-1191 | Bleacher Replacement/Repairs | 152,686 |
| | | B 488-0692 | Underground Storage Tank Removal | 244,177 |

Illinois Community College Board
Table V-15
CAPITAL PROJECTS UNDER CONSTRUCTION
FUNDING AUTHORIZED BY PROTECTION, HEALTH, & SAFETY LEGISLATION

| <u>Dist. No.</u> | <u>District/College</u> | <u>ICCB Project #</u> | <u>Project Name</u> | <u>Approved Budget</u> |
|----------------------|----------------------------|-----------------------|--------------------------------------|----------------------------|
| 506 | Sauk Valley (Continued) | T 626-0394 | Kitchen Ventilation Modification | \$ 79,685 |
| | | T 627-0394 | Lighting Repairs | 37,012 |
| | | T 630-0494 | Fire Safety Valves | 41,030 |
| | | T 707-0395 | Boiler Repairs | 36,600 |
| | | T 708-0395 | ADA Hardware Replacement | 98,300 |
| 510 | South Suburban | 510 T 353-1190 | Install Accessible Hardware | 138,000 |
| | | T 524-1292 | Storm Water Drainage Replacement | 348,000 |
| | | T 525-1292 | Security Lighting | 60,000 |
| | | T 526-1292 | Water Main Replacement | 420,000 |
| | | T 628-0394 | Security System Upgrade | 87,393 |
| | | T 666-0994 | Classroom Lighting Sensors | 83,850 |
| | | T 667-0994 | Repair Fan Room Walls | 60,000 |
| | | T 668-0994 | Replace Rooftop Units | 159,600 |
| | | T 669-0994 | Drainage Improvements-Phase II | 112,571 |
| | | T 678-0994 | Chem Lab Safety Alterations | 200,000 |
| 534 | Spoon River | 534 B 568-0393 | Underground Storage Tank Removal | 65,000 |
| | | B 569-0393 | ADA Repairs | 29,500 |
| 504 | Triton | 504 T 000-0000 | West Campus Cable Replacement | 354,500 |
| | | T 370-1290 | Campus Drainage-Phase III | 464,100 |
| | | T 374-1290 | Ventilation Corrections | 359,800 |
| | | T 383-1290 | Accessibility Improvements | 88,600 |
| | | T 384-1290 | Shower Room Accessibility | 73,500 |
| | | T 448-1191 | Install Auto Door Operators | 78,360 |
| | | T 505-1092 | Underground Storage Tank Removal | 61,607 |
| | | T 534-1292 | Utility Tunnel Repair | 25,700 |
| | | T 535-1292 | Hazardous Walk Replacement | 69,700 |
| | | T 536-1292 | LRC Roof Repairs | 244,000 |
| | | T 537-1292 | Drainage Repairs | 56,300 |
| | | T 611-1293 | Roof Replace-Bookstore & J Building | 169,000 |
| | | T 612-1293 | Security Site Lighting | 243,800 |
| | | T 613-1293 | Chiller Replacement | 277,000 |
| | | T 614-1293 | Unit Heater Replacement | 47,500 |
| | | T 615-1293 | Boiler #1 Refurbishing | 58,500 |
| | | T 616-1293 | Asphalt Sidewalk Replacement | 49,000 |
| | | T 617-1293 | Hazardous Material Storage | 65,000 |
| | | T 670-0994 | Roof Replacement | 87,500 |
| | | T 671-0994 | Replace Technical Building Chiller | 370,000 |
| | | T 706-0195 | Technology Building Roof Replacement | 215,000 |
| 516 | Waubensee | 516 T 677-1094 | Sprinkler/Plumbing Improvement | 300,000 |
| | | T 356-1190 | Repair Water Treatment | 100,000 |
| | | T 451-1191 | Repair Water Treat. Fac. II | 275,000 |
| | | T 586-0893 | Reroof Dickson Center | 230,000 |
| | | T 587-0893 | Exterior Waterproofing-Dickson | 50,000 |
| | | T 588-0893 | Energy Usage Study-Chiller | 25,000 |
| | | T 589-0893 | Domestic Water System Improvements | 110,000 |
| | | T 701-1294 | Campus Entry Roadway | 150,000 |
| 539 | Wood | 539 T 532-1292 | Emergency Response System | 69,415 |
| | | T 533-1292 | ADA-Accessibility Improvement | 30,585 |
| | | T 608-1193 | Mechanical Repair Work | 69,150 |
| | | T 609-1193 | ADA Alterations | 30,850 |
| | | T 692-1194 | ADA Signage and Access | 25,000 |
| | | T 693-1194 | Erosion Control & Drainage | 45,420 |
| | | T 694-1194 | Fire Prevention Measures | 29,580 |

\$58,281,188

SOURCE OF DATA: ICCB Records

Illinois Community College Board

Table V-16

REPAIR AND RENOVATION PROJECTS APPROVED FOR FISCAL YEAR 1991

| <u>Dist. No.</u> | <u>District/College</u> | <u>Grant Allocation</u> | <u>Project Title</u> | <u>Estimated Budget</u> |
|----------------------|-------------------------|-----------------------------|--------------------------------|-----------------------------|
| 522 | Belleville | \$ 187,732 | Campus Storage Renovation | \$ 258,735 |
| 503 | Black Hawk | 182,144 | Renovate Outreach Center | 192,150 |
| 508 | Chicago | 1,448,064 | | |
| | Daley | | Asbestos Abatement | 50,000 |
| | Malcolm X | | Renovate Locker Rooms | 400,000 |
| | Olive-Harvey | | Renovate Building 5 | 530,000 |
| 507 | Danville | 165,306 | Seal Coating Parking Areas | 10,058 |
| | | | Repair Gazebo | 12,475 |
| | | | Repair Porches/Bldg. 17 | 53,270 |
| | | | Auto Door Openers | 6,850 |
| | | | Install Automatic Door | 6,500 |
| | | | Repair Roof-Bldg. 17 | 77,086 |
| 502 | DuPage | 455,076 | Renovate Parking Lots 1-5 | 456,598 |
| | | | Renovate Park Lots 8 to 12 | 864,449 |
| 509 | Elgin | 150,886 | Resurface Parking Lot 1 | 75,544 |
| 512 | Harper | 299,698 | Roof & Ceiling-Building D | 145,841 |
| | | | Repair Parking Lots | 144,831 |
| 519 | Highland | 115,682 | Renovation Bldgs. M & R | 284,968 |
| 514 | Illinois Central | 294,874 | Parking Lot A Renovation | 150,000 |
| | | | Repair Dirksen Parking Lot | 150,000 |
| 529 | Illinois Eastern | 198,444 | HVAC Replacement | 324,450 |
| | | | Stage Floor Replacement | 21,304 |
| | | | Stage Floor Replacement | 19,159 |
| 513 | Illinois Valley | 126,840 | Repair Parking Lot #5 | 87,942 |
| | | | Maintenance Room Ventilation | 18,800 |
| | | | Repair Parking Lots | 44,620 |
| 525 | Joliet | 202,066 | Bldg. D Roof Replacement | 98,222 |
| | | | Repair Parking Lots | 132,108 |
| 520 | Kankakee | 102,010 | Update Fire Alarm System | 64,505 |
| | | | Retube Boilers | 39,800 |
| 501 | Kaskaskia | 102,436 | | |
| 523 | Kishwaukee | 95,140 | Repair Bleachers | 13,200 |
| | | | Repair Roof Boiler Room | 15,000 |
| | | | Resurface Tennis Courts | 32,000 |
| 532 | Lake County | 212,422 | Access Road & Parking | 212,422 |
| | | | Repave Parking Lot 7 | 106,211 |
| 517 | Lake Land | 98,116 | Pave South Parking Lot | 104,500 |
| 536 | Lewis & Clark | 124,260 | Additional Site Lighting | 33,275 |
| | | | Roadway Repairs | 6,528 |
| | | | Modify Electrical Main Comp. | 72,831 |
| | | | Install Fire Alarm | 10,000 |
| | | | Modify Ventilation System | 32,515 |
| 526 | Lincoln Land | 127,778 | Parking Lot Overlay Phase III | 66,795 |
| 530 | Logan | 99,058 | Exterior Repairs | 50,088 |
| | | | Exterior Wall Repairs-Phase IV | 49,529 |
| 528 | McHenry | 71,226 | Resurfacing Parking Lot | 45,000 |
| 524 | Moraine Valley | 302,362 | | |
| 527 | Morton | 95,456 | Exterior Sign Restoration | 68,000 |
| | | | Gym Floor Restoration | 34,100 |
| 535 | Oakton | 138,712 | Parking Lot and Roadway Repair | 252,500 |

Illinois Community College Board
Table V-16

REPAIR AND RENOVATION PROJECTS APPROVED FOR FISCAL YEAR 1991

| <u>Dist. No.</u> | <u>District/College</u> | <u>Grant Allocation</u> | <u>Project Title</u> | <u>Estimated Budget</u> |
|----------------------|-------------------------|-----------------------------|---|-----------------------------|
| 505 | Parkland | 195,882 | Repair Masonry Walls/Guard Rails Lighting Improvements | \$ 97,941 99,047 |
| 515 | Prairie State | 127,346 | | |
| 521 | Rend Lake | 92,782 | Replace Interior Finishes | 50,395 |
| 537 | Richland | 61,316 | Modify Facilities | 30,367 |
| 511 | Rock Valley | 193,446 | | |
| 518 | Sandburg | 74,066 | Roadway/Parking | 112,712 |
| 506 | Sauk Valley | 165,278 | Park. Area & Roadway Sealing | 201,454 |
| 531 | Shawnee | 35,086 | Resurface Parking Lot | 42,691 |
| | | | Resurface Parking Lot - Phase II | 17,543 |
| 510 | South Suburban | 209,288 | Paint Interior Fieldhouse | 30,500 |
| | | | Carpet Replacement | 30,666 |
| | | | Carpet Replacement | 64,084 |
| | | | Classroom Acoustical Treatment | 43,481 |
| | | | Acoustical Improvements | 35,853 |
| 533 | Southeastern | 71,140 | Replace Roof Technicl Bldg. | 175,000 |
| 534 | Spoon River | 79,192 | Replace Exhaust System | 79,192 |
| 504 | Triton | 339,726 | Chiller Replacement | 75,000 |
| 516 | Waubonsee | 142,772 | Parking Lot and Roadway Repair | 49,000 |
| | | | Window Replacement, Phase II | 71,386 |
| | | | Window Replacement | 21,997 |
| 539 | Wood | <u>35,588</u> | Pave Parking Lot & Inst. Drain | <u>9,000</u> |
| | | \$7,218,696 | | \$7,262,068 |

*Includes fiscal year 1992 projects.

SOURCE OF DATA: ICCB Records

Illinois Community College Board
Table V-17
CAPITAL RENEWAL GRANTS APPROVED FOR FISCAL YEAR 1993

| <u>Dist. No.</u> | <u>District/College</u> | <u>Grant Allocation</u> | <u>Project Title</u> | <u>Estimated Budget</u> |
|----------------------|-------------------------|-----------------------------|--------------------------------|-----------------------------|
| 522 | Belleville | \$ 70,000 | | \$ |
| 503 | Black Hawk | 52,800 | | |
| 508 | Chicago | 542,100 | | |
| 507 | Danville | 64,500 | College Center Repairs | 66,500 |
| 502 | DuPage | 179,800 | Ceiling Replacement | 263,395 |
| 509 | Elgin | 59,800 | | |
| 512 | Harper | 112,100 | Repair Parking Lots 1 and 12 | 112,000 |
| 519 | Highland | 43,200 | | |
| 514 | Illinois Central | 103,800 | Parking Lot F Renovation | 103,800 |
| 529 | Illinois Eastern | 74,300 | | |
| | Wabash Valley | | Gym Floor Replacement | 88,962 |
| 513 | Illinois Valley | 47,300 | Sidewalk Replacement | 47,300 |
| 525 | Joliet | 75,400 | | |
| 520 | Kankakee | 38,100 | Roadway Lighting | 58,965 |
| 501 | Kaskaskia | 38,900 | Roofing Replacement | 170,228 |
| 523 | Kishwaukee | 35,900 | | |
| 532 | Lake County | 79,300 | Improve Access/Parking Lots | 257,900 |
| 517 | Lake Land | 36,600 | Resurface Parking Lot | 92,000 |
| 536 | Lewis & Clark | 57,100 | | |
| 526 | Lincoln Land | 47,700 | | |
| 530 | Logan | 37,000 | | |
| 528 | McHenry | 26,600 | | |
| 524 | Moraine Valley | 113,100 | Walk Replacement | 321,000 |
| 527 | Morton | 35,600 | Seating Restoration | 35,600 |
| 535 | Oakton | 53,000 | | |
| 505 | Parkland | 73,100 | Parking & Paving Renovations | 166,070 |
| 515 | Prairie State | 47,500 | | |
| 521 | Rend Lake | 36,700 | Renovate Lecture Rooms | 94,810 |
| 537 | Richland | 25,100 | | |
| 511 | Rock Valley | 71,600 | | |
| 518 | Sandburg | 27,600 | Gym Floor Replacement | 27,600 |
| 506 | Sauk Valley | 61,700 | | |
| 531 | Shawnee | 16,300 | Roadway Resurfacing | 21,630 |
| 510 | South Suburban | 78,100 | | |
| 533 | Southeastern | 26,500 | | |
| 601 | State | 29,500 | | |
| 534 | Spoon River | 19,400 | Paint Booth Renovation | 56,500 |
| 504 | Triton* | 126,800 | Exterior Painting-Three Bldgs | 35,000 |
| | | | Parking Lot Rehab | 95,500 |
| | | | Parking Lot Resurfacing | 161,690 |
| | | | Resurface Parking Lot | 126,800 |
| | | | College Center Rehab/Phase III | 130,000 |
| 516 | Waubonsee | 53,300 | | |
| 539 | Wood | 14,700 | | |
| | | \$2,731,900 | | \$2,533,250 |

*Includes funding from prior year's capital renewal grant.

SOURCE OF DATA: ICCB Records

Illinois Community College Board
Table V-18
CAPITAL RENEWAL GRANTS APPROVED FOR FISCAL YEAR 1994

| <u>Dist. No.</u> | <u>District/College</u> | <u>Grant Allocation</u> | <u>Project Title</u> | <u>Estimated Budget</u> |
|----------------------|-------------------------|-----------------------------|---------------------------------|-----------------------------|
| 522 | Belleville | \$ 92,560 | | \$ |
| 503 | Black Hawk | 86,920 | | |
| 508 | Chicago | 784,720 | | |
| 507 | Danville | 82,010 | Tech Center/Parking Lots | 70,000 |
| 502 | DuPage | 224,080 | Roadway Repairs | 224,080 |
| 509 | Elgin | 76,010 | Repair of Parking Lots | 241,675 |
| 512 | Harper | 142,560 | Parking Lot 1 Expansion | 142,560 |
| 519 | Highland | 64,800 | | |
| 514 | Illinois Central | 123,430 | Parking Lot Restoration | 123,400 |
| 529 | Illinois Eastern | 98,550 | | |
| 513 | Illinois Valley | 60,200 | | |
| 525 | Joliet | 94,750 | Parking Lot Restoration | 210,000 |
| 520 | Kankakee | 51,120 | West Campus Renovation | 210,000 |
| 501 | Kaskaskia | 44,400 | | |
| 523 | Kishwaukee | 45,710 | Parking Lot Resurfacing | 179,835 |
| 532 | Lake County | 107,820 | Parking Lot Restoration | 127,900 |
| 517 | Lake Land | 46,570 | Campus Roadway Renovation | 63,070 |
| 536 | Lewis & Clark | 85,420 | ADA/Energy Conservation | 142,520 |
| 526 | Lincoln Land | 60,650 | HVAC Coil Repairs | 30,000 |
| | | | HVAC Repairs-Logan Hall | 65,000 |
| | | | Menard Hall Modernization | 154,883 |
| 530 | Logan | 61,660 | | |
| 528 | McHenry | 51,100 | | |
| 524 | Moraine Valley | 120,420 | | |
| 527 | Morton | 45,310 | Main Entrance/Drive Rehab. | 59,516 |
| 535 | Oakton | 68,500 | Pavement Renovations | 215,500 |
| 505 | Parkland | 92,970 | | |
| 515 | Prairie State | 60,440 | | |
| 521 | Rend Lake | 47,140 | | |
| 537 | Richland | 39,410 | | |
| 511 | Rock Valley | 91,000 | | |
| 518 | Sandburg | 35,150 | Parking Lot Renovations | 35,150 |
| 506 | Sauk Valley | 78,450 | | |
| 531 | Shawnee | 21,280 | Campus Drive Improvements | 23,789 |
| 510 | South Suburban | 102,820 | Acoustical Treatment-Phase II | 78,100 |
| | | | Additional Acoustical Treatment | 102,820 |
| 533 | Southeastern | 33,730 | | |
| 601 | State | 37,590 | | |
| 534 | Spoon River | 24,730 | Pavement Renovation | 72,000 |
| 504 | Triton | 161,690 | | |
| 516 | Waubensee | 80,720 | Exterior Lighting Upgrade | 161,440 |
| 539 | Wood | 18,810 | | |
| | | \$3,645,200 | | \$2,733,238 |

SOURCE OF DATA: ICCB Records

Illinois Community College Board
Table V-19
CAPITAL RENEWAL GRANTS APPROVED FOR FISCAL YEAR 1995

| <u>Dist. No.</u> | <u>District/College</u> | <u>Grant Allocation</u> | <u>Project Title</u> | <u>Estimated Budget</u> |
|----------------------|-------------------------|-----------------------------|------------------------------------|-----------------------------|
| 522 | Belleville | \$ 92,560 | | \$ |
| 503 | Black Hawk | 86,920 | | |
| 508 | Chicago | 784,720 | | |
| 507 | Danville | 82,010 | Roof/Tech Center | 82,010 |
| 502 | DuPage | 224,080 | Lighting/Ceiling Renovations | 424,922 |
| 509 | Elgin | 76,010 | Roof Repairs/Paving | 127,818 |
| 512 | Harper | 142,560 | | |
| 519 | Highland | 64,800 | | |
| 514 | Illinois Central | 123,430 | Sidewalk Replacement | 123,430 |
| 529 | Illinois Eastern | 98,550 | Parking Lot Repairs | 171,400 |
| 513 | Illinois Valley | 60,200 | Exhaust Fans/Art Room | 19,427 |
| | | | Sidewalk Replacement Ph II | 60,200 |
| 525 | Joliet | 94,750 | | |
| 520 | Kankakee | 51,120 | | |
| 501 | Kaskaskia | 44,400 | | |
| 523 | Kishwaukee | 45,710 | | |
| 532 | Lake County | 107,820 | | |
| 517 | Lake Land | 46,570 | | |
| 536 | Lewis & Clark | 85,420 | Repairs/Hatheway Hall | 85,420 |
| 526 | Lincoln Land | 60,650 | | |
| 530 | Logan | 61,660 | Roof Replacement | 159,600 |
| 528 | McHenry | 51,100 | Replace Fascia and Boiler | 173,850 |
| 524 | Moraine Valley | 120,420 | Skylight Replacement | 113,100 |
| 527 | Morton | 45,310 | | |
| 535 | Oakton | 68,500 | | |
| 505 | Parkland | 92,970 | Renovate Vet Tech Facility | 97,941 |
| 515 | Prairie State | 60,440 | | |
| 521 | Rend Lake | 47,140 | | |
| 537 | Richland | 39,410 | Exterior Canopies Air Infiltration | 171,100 |
| 511 | Rock Valley | 91,000 | | |
| 518 | Sandburg | 35,150 | Road/Dock Resurfacing | 35,150 |
| 506 | Sauk Valley | 78,450 | | |
| 531 | Shawnee | 21,280 | Campus Parking/Drive Improvements | 23,789 |
| 510 | South Suburban | 102,820 | Acoustical Treatments | 102,820 |
| 533 | Southeastern | 33,730 | | |
| 601 | State | 37,590 | | |
| 534 | Spoon River | 24,730 | | |
| 504 | Triton | 161,690 | Roadway Resurfacing | 161,690 |
| 516 | Waubensee | 80,720 | Exterior Lighting | 80,720 |
| 539 | Wood | 18,810 | | |
| | | \$3,645,200 | | \$2,214,380 |

SOURCE OF DATA: ICCB Records

END

U.S. Dept. of Education

Office of Educational
Research and Improvement (OERI)

ERIC

Date Filmed
May 20, 1996



U.S. DEPARTMENT OF EDUCATION
Office of Educational Research and Improvement (OERI)
Educational Resources Information Center (ERIC)



REPRODUCTION RELEASE
(Specific Document)

JK 960 077

I. DOCUMENT IDENTIFICATION:

| | |
|--|--------------------------------|
| Title: Data and Characteristics | |
| Author(s): Illinois Community College Board | |
| Corporate Source: | Publication Date: June 1995 |

II. REPRODUCTION RELEASE:

In order to disseminate as widely as possible timely and significant materials of interest to the educational community, documents announced in the monthly abstract journal of the ERIC system, *Resources in Education* (RIE), are usually made available to users in microfiche, reproduced paper copy, and electronic/optical media, and sold through the ERIC Document Reproduction Service (EDRS) or other ERIC vendors. Credit is given to the source of each document, and, if reproduction release is granted, one of the following notices is affixed to the document.

If permission is granted to reproduce the identified document, please CHECK ONE of the following options and sign the release below.



Sample sticker to be affixed to document

Sample sticker to be affixed to document



Check here

Permitting
microfiche
(4"x 6" film),
paper copy,
electronic,
and optical media
reproduction

"PERMISSION TO REPRODUCE THIS
MATERIAL HAS BEEN GRANTED BY

Sample

TO THE EDUCATIONAL RESOURCES
INFORMATION CENTER (ERIC)."

Level 1

"PERMISSION TO REPRODUCE THIS
MATERIAL IN OTHER THAN PAPER
COPY HAS BEEN GRANTED BY

Sample

TO THE EDUCATIONAL RESOURCES
INFORMATION CENTER (ERIC)."

Level 2

or here

Permitting
reproduction
in other than
paper copy.

Sign Here, Please

Documents will be processed as indicated provided reproduction quality permits. If permission to reproduce is granted, but neither box is checked, documents will be processed at Level 1.

| | |
|--|--|
| "I hereby grant to the Educational Resources Information Center (ERIC) nonexclusive permission to reproduce this document as indicated above. Reproduction from the ERIC microfiche or electronic/optical media by persons other than ERIC employees and its system contractors requires permission from the copyright holder. Exception is made for non-profit reproduction by libraries and other service agencies to satisfy information needs of educators in response to discrete inquiries." | |
| Signature: <i>Virginia McMillan</i> | Position: Deputy Director for Policy and Planning |
| Printed Name: Virginia McMillan | Organization: Illinois Community College Board |
| Address: 509 South Sixth Street, Suite 400 Springfield, IL 62701-1874 | Telephone Number: (217) 785-0011 |
| | Date: January 1996 |

III. DOCUMENT AVAILABILITY INFORMATION (FROM NON-ERIC SOURCE):

If permission to reproduce is not granted to ERIC, or, if you wish ERIC to cite the availability of this document from another source, please provide the following information regarding the availability of the document. (ERIC will not announce a document unless it is publicly available, and a dependable source can be specified. Contributors should also be aware that ERIC selection criteria are significantly more stringent for documents which cannot be made available through EDRS).

| | |
|------------------------|-----------------|
| Publisher/Distributor: | |
| Address: | |
| Price Per Copy: | Quantity Price: |

IV. REFERRAL OF ERIC TO COPYRIGHT/REPRODUCTION RIGHTS HOLDER:

If the right to grant reproduction release is held by someone other than the addressee, please provide the appropriate name and address:

| |
|---|
| Name and address of current copyright/reproduction rights holder: |
| Name: |
| Address: |

V. WHERE TO SEND THIS FORM:

Send this form to the following ERIC Clearinghouse:

UNIVERSITY OF CALIFORNIA, LOS ANGELES
ERIC® CLEARINGHOUSE FOR JUNIOR COLLEGES
8118 MATH-SCIENCES BUILDING ED37
LOS ANGELES, CALIFORNIA 90024-1564