

ED 382 281

JC 950 267

AUTHOR Kangas, Jon
 TITLE ENLACE Success Rates Compared to Success Rates of Other Chicano/Latino Students in the Same Courses, Fall 1993. Research Report #766.
 INSTITUTION San Jose/Evergreen Community Coll. District, San Jose, CA.
 PUB DATE Nov 94
 NOTE 11p.; For the spring 1994 report, see JC 950 269.
 PUB TYPE Reports - Research/Technical (143)

EDRS PRICE MF01/PC01 Plus Postage.
 DESCRIPTORS *Academic Achievement; Academic Persistence; Community Colleges; Counseling Services; *Developmental Studies Programs; *Hispanic Americans; Mentors; *Remedial Programs; Two Year Colleges; Two Year College Students

IDENTIFIERS Chicanos; *Enlace Project CA; Evergreen Valley College CA; *Hispanic American Students; Latinos; San Jose City College CA

ABSTRACT

The mission of the ENLACE Program at Evergreen Valley College and San Jose City College is to increase the educational success, retention, and transfer rates of Chicano/Latino students. Now in its 10th year, ENLACE is an academic program emphasizing the successful completion of the cognitive core areas of general/transfer education and provides a combination of instruction, counseling, and mentoring. In fall 1993, ENLACE served 198 Chicano/Latino students, with sections offered in ENGL 330 (two levels below Transfer Composition); ENGL 104 (one level below Transfer Composition); ENGL 1A (Transfer Composition); Math 12 (Algebra); Guidance 137 (Special Topics) and Natural Science 10A. Outcomes for ENLACE students, defining success as the receipt of an A, B, C, or credit grade, included the following: (1) ENLACE students had a 71% overall success rate, compared to 57% for the 439 other Chicano/Latino students in the same courses and 55% for all Chicano/Latino students taking the course from 1989-91; (2) ENLACE ENGL 1A students had a success rate of 70%, compared to a 61% success rate for all other Chicano/Latino students in ENGL 1A and a 68% success rate for 1989-91 Chicano/Latino students taking the course; (3) students in two ENLACE ENGL 104 classes had a combined success rate of 88%, compared to 63% for other Chicano/Latino students in ENGL 104 and 60% for the 1989-91 students; and (4) ENLACE students' success rates were also higher than non-ENLACE Latino/Chicano students in Math 12 and Natural Science 10A. (MAB)

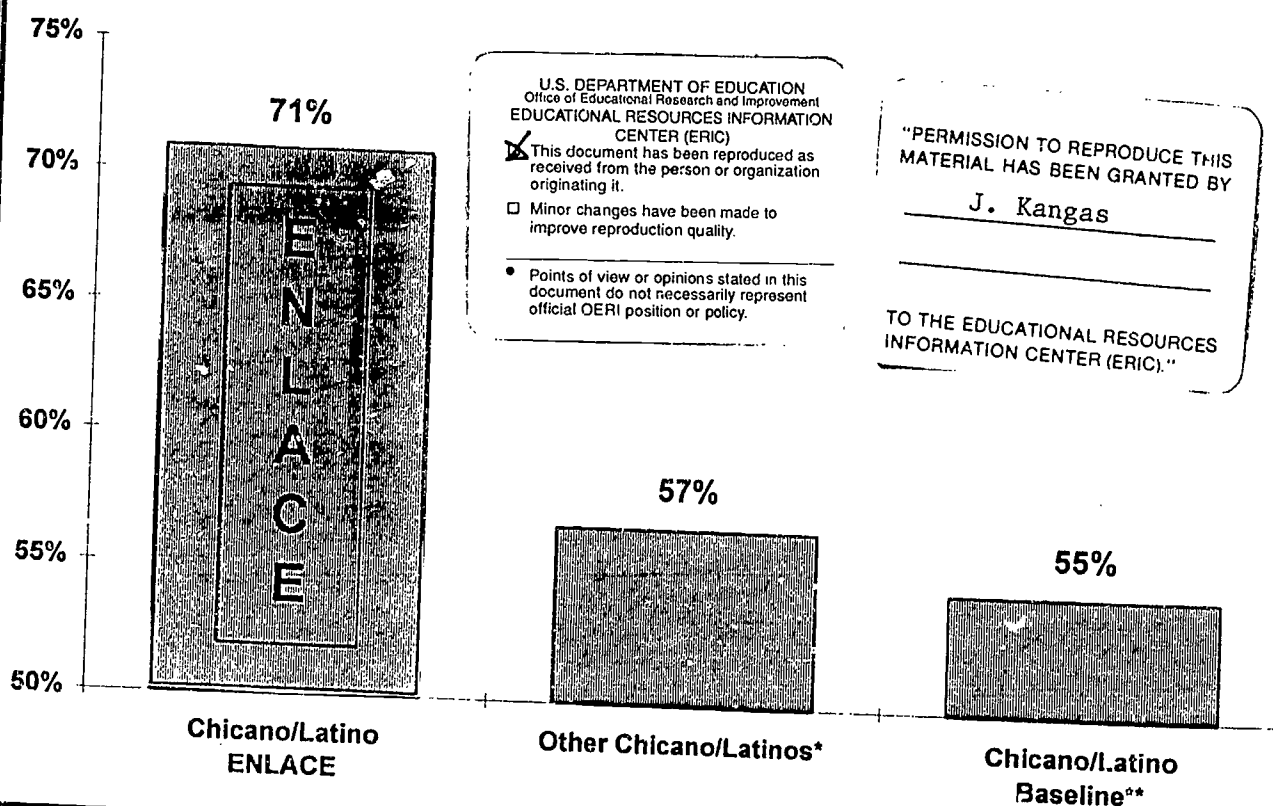
 * Reproductions supplied by EDRS are the best that can be made *
 * from the original document. *

SAN JOSE/EVERGREEN COMMUNITY COLLEGE DISTRICT
EVERGREEN VALLEY COLLEGE

ENLACE SUCCESS RATES

Compared to Success Rates of Other Chicano/Latino
Students in the Same Courses
Fall 1993

Overall Success Rates in Selected Courses-- Fall 1993



*Excludes Chicano/Latino ENLACE students

**All Chicano/Latino day students taking these courses between Fall 1989 and Spring 1991

November 1994

SJECED Academic Standards

BEST COPY AVAILABLE

JC 950 267

BACKGROUND & ACKNOWLEDGEMENTS

Definitions

Success (Suc) = A + B + C + CR grades

Baseline Success = Success rate of Day sections for Fall 1989,
Spring 1990, Fall 1990, and Spring 1991 combined

Source Documents

SJECCD Ethnic Grade Distribution Report (#5L2001 Fall 1993)

Project Author

Jon Kangas, Ph.D.

ENLACE Program Chair

Richard Regua

ENLACE Program Coordinator

Gloria Alvarez

Mission, History and Program Narrative

Ed Ramirez

Data Collection and Document Preparation

Joyce Yoshioka, Research Assistant

Evergreen Valley College ENLACE Success Story

by Jon Kangas

Mission

The mission of the ENLACE Program is to increase the educational success, including retention and transfer rates, of Chicano/Latino students.

History

ENLACE was launched at Evergreen Valley College in 1983 and is in its tenth year. ENLACE is an academic program which emphasizes the successful completion of what is called the "cognitive core" areas of general/transfer education. Specific courses include Basic Writing (English 330/104), College Composition (English 1A), Algebra (Math 12), and Science (Natural Science 10A).

The program currently links almost 200 Chicano/Latino students per semester through an instructional/counseling/mentoring model which has shown significant results and promises even greater success.

The Program

ENLACE includes but is not limited to the following elements:

Instruction (cognitive core courses)	Supportive Services	
	Counseling	Academic
English, math and science courses	Academic counseling	Tutorial activities (Saturday math tutorial sessions)
Chicano/Latino professors as role models	Personal counseling	
Utilization of a "shared cultural specific experience" as bridge to academic success	Counselor classroom visits and assessments for intervention and individualized attention	
Motivational instruction, assignments, dialogue, and advisement		
Ongoing assessment of the teaching/learning dynamic to enhance student success		
Participation of community mentors (professionals in medicine, law practice, law enforcement, engineering, science, etc.) in classroom activities, assignments, and convocations		

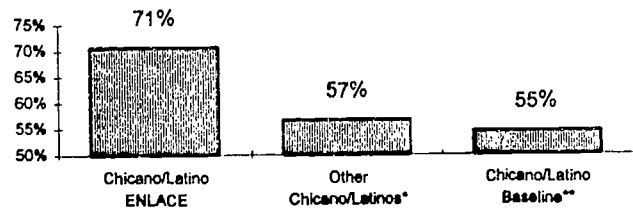
Success Story

The ENLACE classes that were offered in Fall 1993 were ENGL 330 (two levels below English 1A), ENGL 104 (one level below English 1A), ENGL 1A (transfer composition), MATH 12 (Algebra), GUIDANCE 137 (Special Topics) and NATURAL SCIENCE 10A. Students in the ENLACE sections were compared to all other Chicano/Latino students in the same courses, as well as all other non-ENLACE students in the same courses.

198 Chicano/Latino ENLACE enrollments had:

- a 71% overall success rate. 439 other Chicano/Latino enrollments in the same courses had a 57% success rate.
- a range of from nine to an impressive thirty-six percentage points higher than other Chicano/Latinos in four of the six comparisons.
- a 71% overall success rate. The Chicano/Latino Baseline Success Rate for the same courses was 55%.

Overall Success Rate



Conclusion

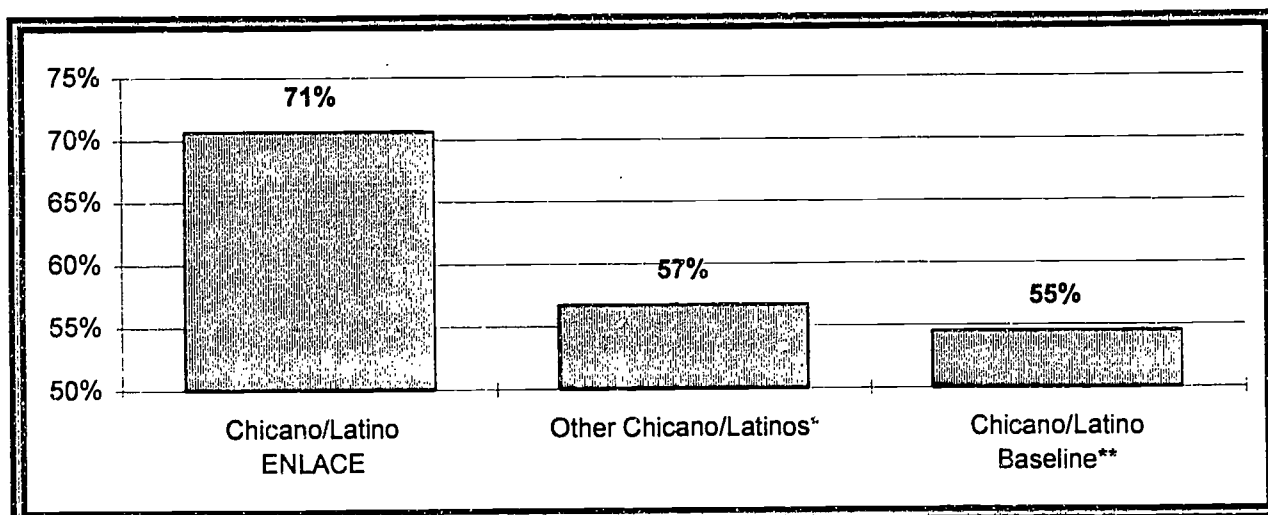
The ENLACE program continues to show great success. This is very impressive given that there was a commonly graded final in English writing classes for Fall 1993 to help stabilize grading variations. These results are encouraging and support the kinds of interventions that are being used in the program on behalf of the Chicano/Latino students.

Evergreen Valley College
Overall Success Rates for Chicano/Latino ENLACE Students
 Compared to Other Chicano/Latinos in the Same Courses and
 Compared to the Chicano/Latino Baseline Success Rates for the Same Courses
Fall 1993 - Summary

Course	Chicano/Latino ENLACE			Other Chicano/Latinos*			Chicano/Latino Baseline**		
	Tot #	# Suc	% Suc	Tot #	# Suc	% Suc	Tot #	# Suc	% Suc
English 330	35	27	77%	55	43	78%	300	160	53%
English 104	32	28	88%	111	70	63%	528	315	60%
English 1A	56	39	70%	122	75	61%	470	321	68%
Math 12	24	16	67%	107	39	36%	530	235	44%
Guide 137	31	16	52%	15	12	80%	N/A	N/A	N/A
NS 10A	20	14	70%	29	10	34%	148	47	32%
Total	198	140	71%	439	249	57%	1976	1078	55%

*Excludes Chicano/Latino ENLACE students

**All Chicano/Latino day students taking these courses between Fall 1989 and Spring 1991



*Excludes Chicano/Latino ENLACE students

**All Chicano/Latino day students taking these courses between Fall 1989 and Spring 1991

Comment:

The overall success rate of Chicano/Latino ENLACE students in ENLACE sections of six different courses was 71% compared to 57% for Chicano/Latinos in non-ENLACE comparison sections and 55% for the Chicano/Latino Baseline.

In all but two cases, Chicano/Latinos in ENLACE groups had higher success rates than other Chicano/Latinos in non-ENLACE comparison groups.

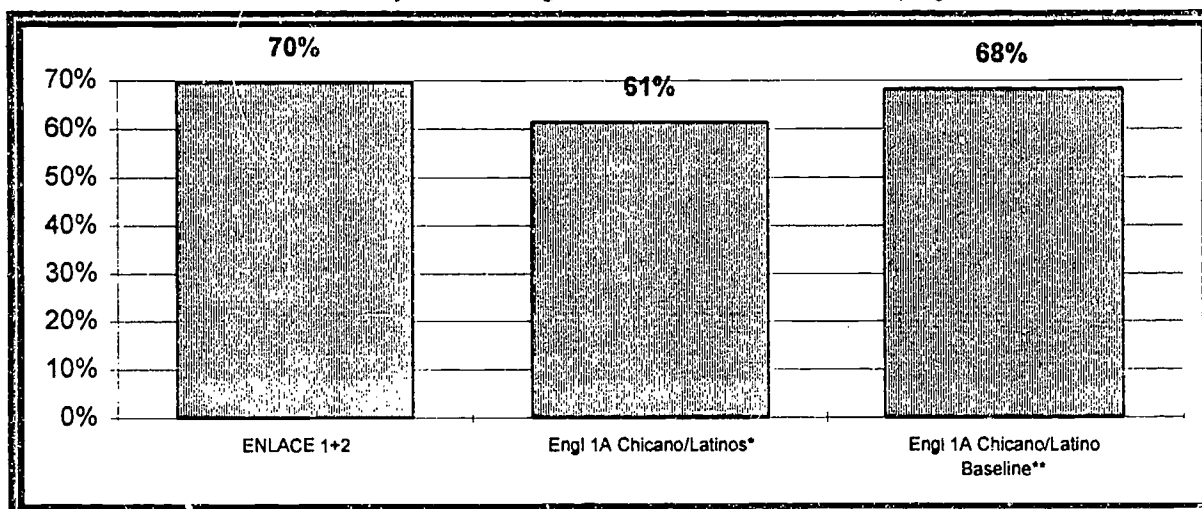
Note: ENLACE records of student ethnicity differ somewhat from the official District Ethnic Grade Distribution Report from which data for this research report was taken. Students indicate their ethnic background on a scanner filled out as part of the admission and registration process, and this information goes into the Grade Distribution Report. Chicano/Latino students who marked "Decline to State," "Unknown," or any designation other than "Hispanic" on the scanner, were not included as "Chicano/Latino" in this ENLACE report.

Evergreen Valley College
Success Rates of Chicano/Latino ENLACE Students in English 1A
 Compared to All Other English 1A Chicano/Latino Students
 and Compared to Baseline English 1A Success
Fall 1993

Group	Tot #	# Suc	% Suc
ENLACE #1	26	16	62%
ENLACE #2	30	23	77%
ENLACE 1+2	56	39	70%
Engl 1A Chicano/Latinos*	122	75	61%
Engl 1A Chicano/Latino Baseline**	470	321	68%

*Excludes Chicano/Latino ENLACE students

**All Chicano/Latino day students taking this course between Fall 1989 and Spring 1991



*Excludes Chicano/Latino ENLACE students

**All Chicano/Latino day students taking this course between Fall 1989 and Spring 1991

Comment:

Chicano/Latinos in the ENLACE English 1A (English Composition) sections had a high combined success rate of 70%, significantly higher than the success rate for all other Chicano/Latinos in English 1A at 61% and higher than the Baseline Success Rate for Chicano/Latino English 1A students at 68%.

The fact that the combined class size was relatively large at 56 students lends stability to the results. The institution of holistically scored common English Department final exams in Spring 1992 reduces the influence of instructor grading variability and makes these results even more encouraging and supportive of the kinds of interventions that are being used in this program on behalf of Chicano/Latino students.

Key:

ENLACE #1 = Chicano/Latinos in one ENLACE section of English 1A

ENLACE #2 = Chicano/Latinos in a second ENLACE section of English 1A

ENLACE 1+2 = ENLACE #1 + ENLACE #2

Engl 1A Chicano/Latinos* = All Chicano/Latino English 1A students except the Chicano/Latino ENLACE students

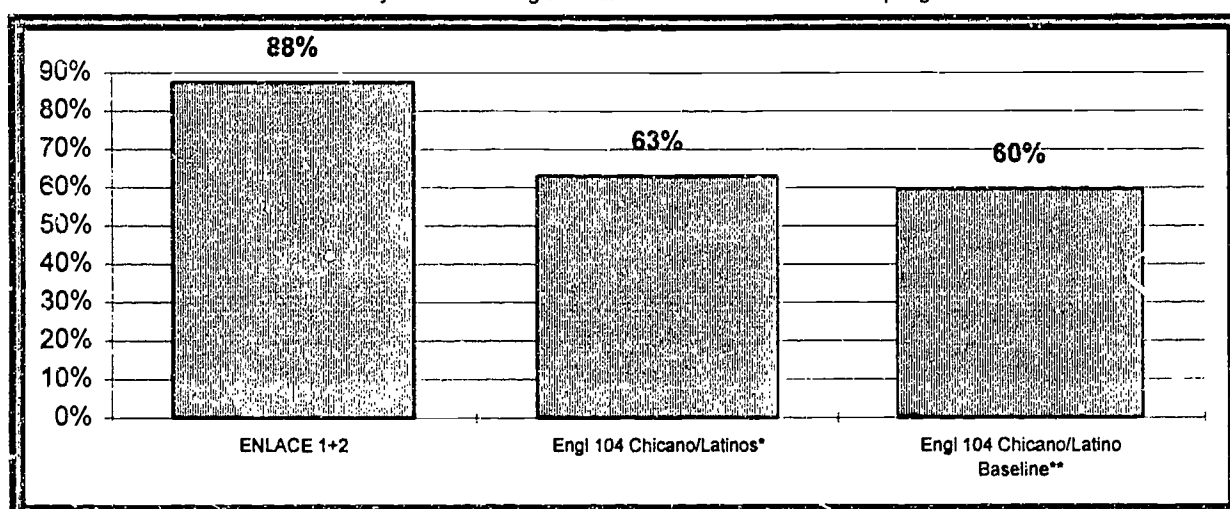
Engl 1A Chicano/Latino Baseline** = All Chicano/Latino English 1A day students (F89 - S91)

Evergreen Valley College
Success Rates of Chicano/Latino ENLACE Students in English 104
Compared to All Other English 104 Chicano/Latino Students
and Compared to Baseline English 104 Success
Fall 1993

Group	Tot #	# Suc	% Suc
ENLACE #1	15	13	87%
ENLACE #2	17	15	88%
ENLACE 1+2	32	28	88%
Engl 104 Chicano/Latinos*	111	70	63%
Engl 104 Chicano/Latino Baseline**	528	315	60%

*Excludes Chicano/Latino ENLACE students

**All Chicano/Latino day students taking this course between Fall 1989 and Spring 1991



*Excludes Chicano/Latino ENLACE students

**All Chicano/Latino day students taking this course between Fall 1989 and Spring 1991

Comment:

Chicano/Latinos in the two ENLACE sections of English 104 achieved a success rate of 88%, much higher than both the other Chicano/Latinos in English 104 at 63%, and the Baseline Success Rate for all Chicano/Latino English 104 students at 60%.

Key:

ENLACE #1 = Chicano/Latinos in one ENLACE section of English 104

ENLACE #2 = Chicano/Latinos in a second ENLACE section of English 104

ENLACE 1+2 = ENLACE #1 + ENLACE #2

Engl 104 Chicano/Latinos* = All Chicano/Latino English 104 students except the Chicano/Latino ENLACE students

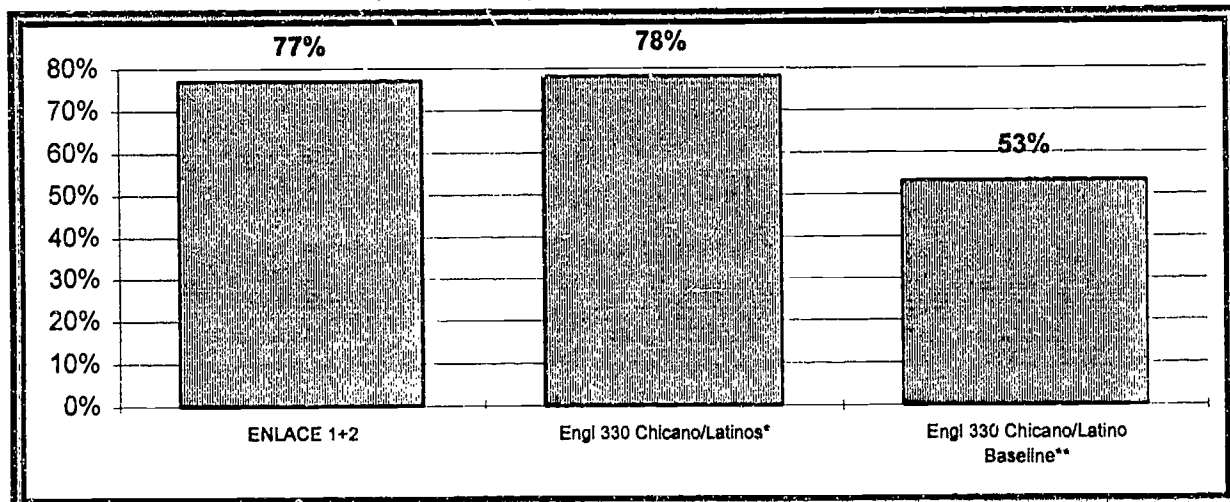
Engl 104 Chicano/Latino Baseline** = All Chicano/Latino English 104 day students (F89 - S91)

Evergreen Valley College
Success Rates of Chicano/Latino ENLACE Students in English 330
Compared to All Other English 330 Chicano/Latino Students
and Compared to Baseline English 330 Success
Fall 1993

Group	Tot #	# Suc	% Suc
ENLACE #1	21	18	86%
ENLACE #2	14	9	64%
ENLACE 1+2	35	27	77%
Engl 330 Chicano/Latinos*	55	43	78%
Engl 330 Chicano/Latino Baseline**	300	160	53%

*Excludes Chicano/Latino ENLACE students

**All Chicano/Latino day students taking this course between Fall 1989 and Spring 1991



*Excludes Chicano/Latino ENLACE students

**All Chicano/Latino day students taking this course between Fall 1989 and Spring 1991

Comment:

The combined success rate for Chicano/Latino English 330 ENLACE students in two sections was 77%, slightly lower than the 78% success rate for the other Chicano/Latino English 330 students, but much higher than the Baseline Success Rate for Chicano/Latino English 330 students at 53%.

Key:

ENLACE #1 = Chicano/Latinos in one ENLACE section of English 330

ENLACE #2 = Chicano/Latinos in a second ENLACE section of English 330

ENLACE 1+2 = ENLACE #1 + ENLACE #2

Engl 330 Chicano/Latinos* = All Chicano/Latino English 330 students except the Chicano/Latino ENLACE students

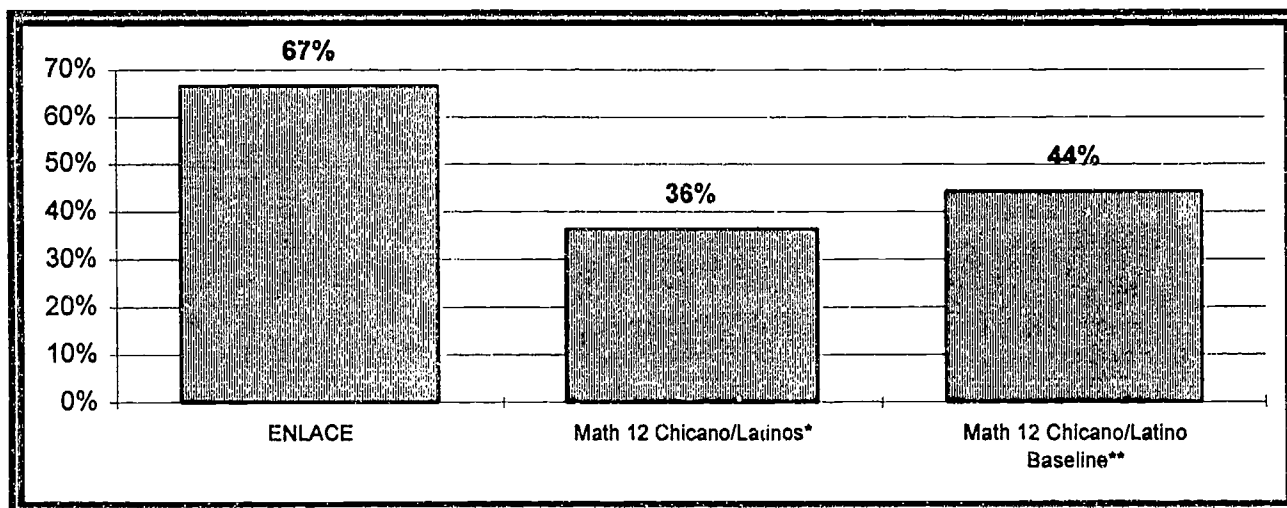
Engl 330 Chicano/Latino Baseline** = All Chicano/Latino English 330 day students (F89 - S91)

Evergreen Valley College
Success Rates of Chicano/Latino ENLACE Students in Math 12
Compared to All Other Math 12 Chicano/Latino Students
and Compared to Baseline Math 12 Success
Fall 1993

Group	Tot #	# Suc	% Suc
ENLACE	24	16	67%
Math 12 Chicano/Latinos*	107	39	36%
Math 12 Chicano/Latino Baseline**	530	235	44%

*Excludes Chicano/Latino ENLACE students

**All Chicano/Latino day students taking this course between Fall 1989 and Spring 1991



*Excludes Chicano/Latino ENLACE students

**All Chicano/Latino day students taking this course between Fall 1989 and Spring 1991

Comment:

The Chicano/Latino ENLACE students in Math 12 had a success rate of 67%, much higher than the other Chicano/Latino Math 12 students at 36%. The ENLACE students also had a higher success rate than the Baseline Success Rate for Chicano/Latino Math 12 students at 44%.

Key:

ENLACE = Chicano/Latino Students in one ENLACE section of Math 12

Math 12 Chicano/Latinos* = All Chicano/Latino Math 12 students except the Chicano/Latino ENLACE students

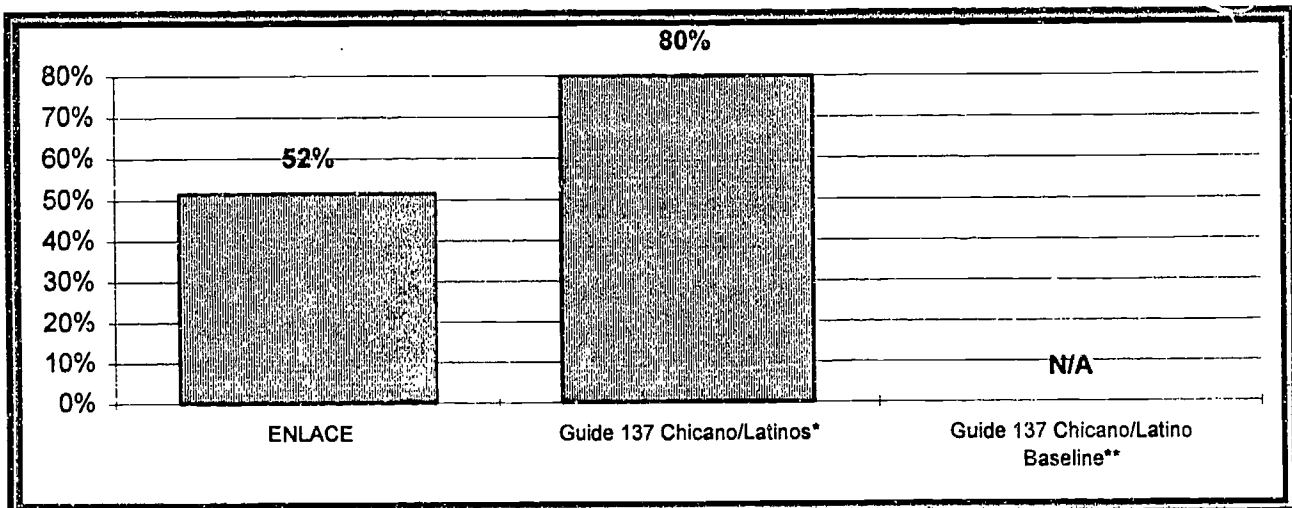
Math 12 Chicano/Latino Baseline** = All Chicano/Latino Math 12 day students (F89 - S91)

Evergreen Valley College
Success Rates of Chicano/Latino ENLACE Students in Guidance 137
 Compared to All Other Guidance 137 Chicano/Latino Students
 (Baseline Success Rates for Guidance 137 have not been determined)
Fall 1993

Group	Tot #	# Suc	% Suc
ENLACE	31	16	52%
Guide 137 Chicano/Latinos*	15	12	80%
Guide 137 Chicano/Latino Baseline**	N/A	N/A	N/A

*Excludes Chicano/Latino ENLACE students

**All Chicano/Latino day students taking this course between Fall 1989 and Spring 1991



*Excludes Chicano/Latino ENLACE students

**All Chicano/Latino day students taking this course between Fall 1989 and Spring 1991

Comment:

The Chicano/Latino ENLACE students in Guide 137 had a 52% success rate, lower than the other Chicano/Latino students in Guide 137 at 80%. However, numbers of other Chicano/Latino Guide 137 students are low, making meaningful comparisons difficult.

There are no Baseline figures available for Guide 137.

Key:

ENLACE = Chicano/Latino Students in one ENLACE section of Guide 137

Guide 137 Chicano/Latinos* = All Chicano/Latino Guide 137 students except the Chicano/Latino ENLACE students

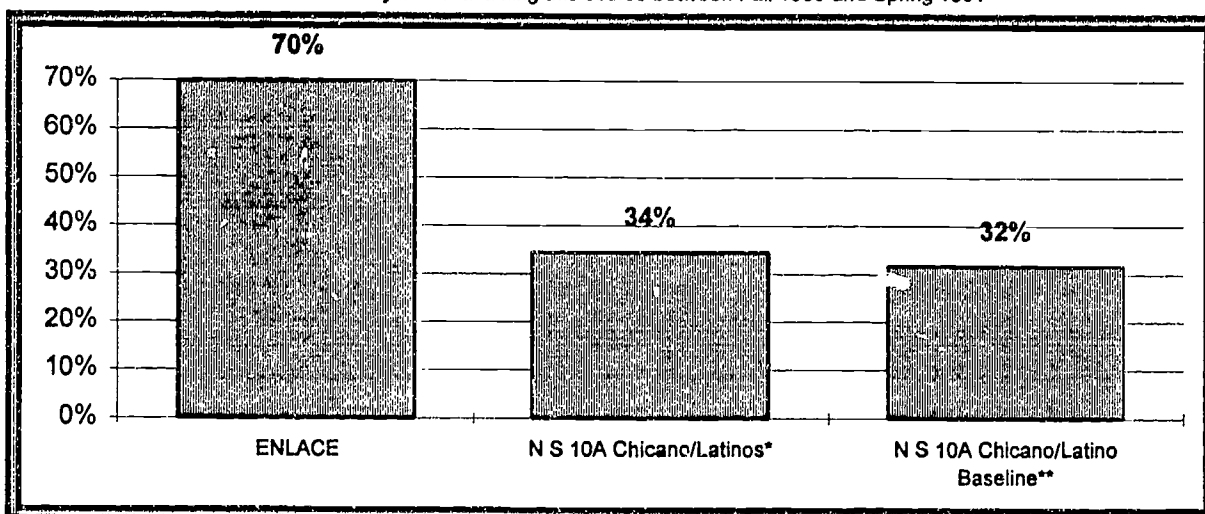
Guide 137 Chicano/Latino Baseline** = All Chicano/Latino Guide 137 day students (F89 - S91)

Evergreen Valley College
Success Rates of Chicano/Latino ENLACE Students
in Natural Science 10A
Compared to All Other Natural Science 10A Chicano/Latino Students
and Compared to Baseline Natural Science 10A Success
Fall 1993

Group	Tot #	# Suc	% Suc
ENLACE	20	14	70%
N S 10A Chicano/Latinos*	29	10	34%
N S 10A Chicano/Latino Baseline**	148	47	32%

*Excludes Chicano/Latino ENLACE students

**All Chicano/Latino day students taking this course between Fall 1989 and Spring 1991



*Excludes Chicano/Latino ENLACE students

**All Chicano/Latino day students taking this course between Fall 1989 and Spring 1991

Comment:

Chicano/Latinos in the ENLACE Natural Science 10A section had a success rate of 70%, much higher than the success rate for all other Chicano/Latinos in Natural Science 10A at 34% and than the Baseline Success Rate for Chicano/Latino Natural Science 10A students at 32%.

Key:

ENLACE = Chicano/Latino Students in one ENLACE section of Natural Science 10A

N S 10A Chicano/Latinos* = All Chicano/Latino Natural Science 10A students except the Chicano/Latino ENLACE students

N S 10A Chicano/Latino Baseline** = All Chicano/Latino Natural Science 10A day students (F89 - S91)