

DOCUMENT RESUME

ED 376 881

JC 940 653

AUTHOR Kangas, Jon
TITLE ENLACE: Success Rates Compared to Success Rates of Other Chicano/Latino Students in the Same Courses, Spring 1993. Research Report #722.
INSTITUTION San Jose/Evergreen Community Coll. District, San Jose, CA.
PUB DATE Dec 93
NOTE 10p.
PUB TYPE Statistical Data (110)

EDRS PRICE MF01/PC01 Plus Postage.
DESCRIPTORS *Academic Achievement; Academic Persistence; Community Colleges; Counseling Services; *Developmental Studies Programs; *Hispanic Americans; Mentors; *Remedial Programs; Two Year Colleges
IDENTIFIERS *Chicanos; Evergreen Valley College CA; Hispanic American Students; *Latinos; San Jose City College CA

ABSTRACT

The mission of the ENLACE Program at Evergreen Valley College and San Jose City College is to increase the educational success, retention, and transfer rates of Chicano/Latino students. Now in its tenth year, ENLACE is an academic program emphasizing the successful completion of the cognitive core areas of general/transfer education. The program currently serves over 150 students per semester through a model combining instruction, counseling, and mentoring. The model has shown significant results and promises even greater success. In spring 1993, ENLACE sections were offered of ENGL 330 (two levels below Transfer Composition); ENGL 104 (one level below Transfer Composition); ENGL 1A (Transfer Composition); MATH 12 (Algebra); and NATURAL SCIENCE 10A. Students in the ENLACE sections were compared to all other Chicano/Latino students and all other students enrolled in the same courses. Study findings included the following: (1) the 180 ENLACE students had a 66% overall success rate compared to 54% for the 464 other Chicano/Latino students in the same courses and 58% for all other non-ENLACE students in the same courses; (2) ENLACE ENGL 1A students had a success rate of 71%, compared to a 54% success rate for all other Chicano/Latino students in ENGL 1A and a 62% success rate for all ENGL 1A students; (3) students in two ENLACE ENGL 104 classes had a combined success rate of 72% compared to 68% for other Chicano/Latino students in ENGL 104 and an overall 66% success rate for all ENGL 104 students; (4) ENLACE students' success rates were also higher than non-ENLACE Latino/Chicano students in MATH 12 and NATURAL SCIENCE 10A. These results support the kinds of interventions that are being used in the program. (KP)

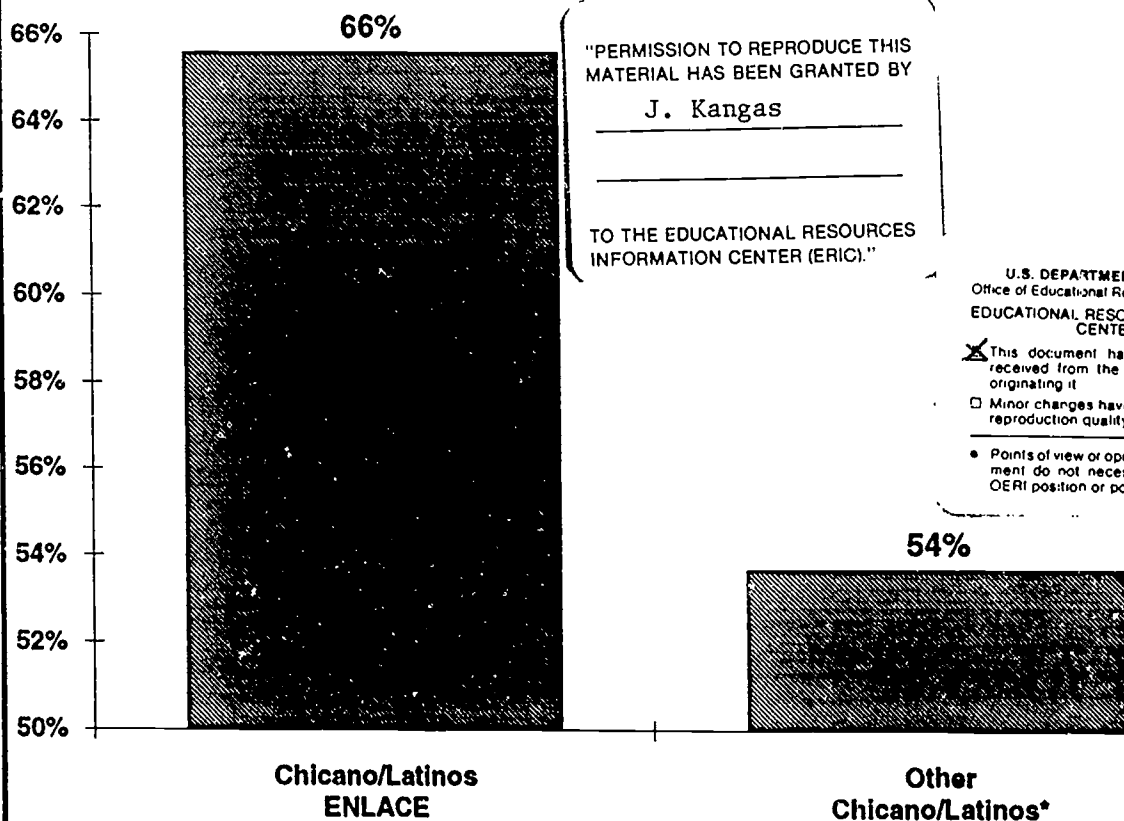
* Reproductions supplied by EDRS are the best that can be made *
* from the original document. *

SAN JOSE/EVERGREEN COMMUNITY COLLEGE DISTRICT
EVERGREEN VALLEY COLLEGE

ENLACE SUCCESS RATES

Compared to Success Rates of Other Chicano/Latino
Students in the Same Courses
Spring 1993

Overall Success Rates in Selected Courses--Spring 1993



BACKGROUND & ACKNOWLEDGEMENTS

Definitions

Success (Suc) = A + B + C + CR grades

Source Documents

SJ/ECCD Ethnic Grade Distribution Report (#5L2001 SPRING 93)

Project Author

Dr. Jon Kangas

ENLACE Coordinator

Gloria Alvarez

Mission, History and Program Narrative

Ed Ramirez

Data Collection and Document Preparation

Susan Gies, Program Assistant
Kathleen Budros, Program Assistant

Evergreen Valley College ENLACE Success Story

by Jon Kangas

Mission

The mission of the ENLACE Program is to increase the educational success, including retention and transfer rates, of Chicano/Latino students.

History

ENLACE was launched at Evergreen Valley College in 1983 and is in its tenth year. ENLACE is an academic program which emphasizes the successful completion of what is called the "cognitive core" areas of general transfer education. Specific courses include Basic Writing (English 330/104), College Composition (English 1A), Algebra (Math 12), and Science (Natural Science 10A).

The program currently links over 150 Chicano/Latino students per semester through an instructional/counseling/mentoring model which has shown significant results and promises even greater success.

The Program

ENLACE includes but is not limited to the following elements:

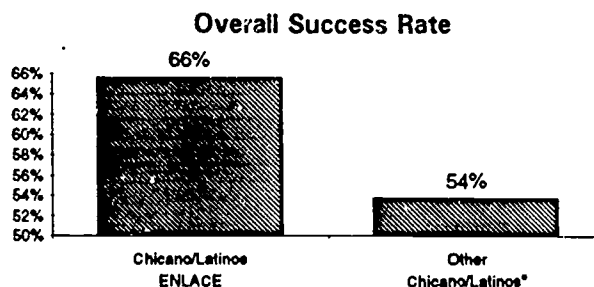
<i>Instruction</i> (cognitive core courses)	<i>Supportive Services</i>	
	<i>Counseling</i>	<i>Academic</i>
English, math and science courses	Academic counseling	Tutorial activities (Saturday math tutorial sessions)
Chicano/Latino professors as role models	Personal counseling	
Utilization of a "shared cultural specific experience" as bridge to academic success	Counselor classroom visits and assessments for intervention and individualized attention	
Motivational instruction, assignments, dialogue, and advisement		
Ongoing assessment of the teaching/learning dynamic to enhance student success		
Participation of community mentors (professionals in medicine, law practice, law enforcement, engineering, science, etc.) in classroom activities, assignments, and convocations		

Success Story

The ENLACE courses that were offered in Spring 1993 were ENGL 330 (two levels below English 1A), ENGL 104 (one level below English 1A), ENGL 1A (transfer composition), MATH 12 (Algebra), and NATURAL SCIENCE 10A. Students in the ENLACE sections were compared to all other Chicano/Latino students in the same courses, as well as all other non-ENLACE students in the same courses.

180 Chicano/Latino ENLACE enrollments had:

- a 66% overall success rate. 464 other Chicano/Latino enrollments in the same courses had a 54% success rate.
- a range from four to an impressive twenty-five percentage points higher than other Chicano/Latinos in four of the five comparisons.
- a 66% overall success rate. 2041 other non-ENLACE enrollments in the same courses had a 58% success rate.



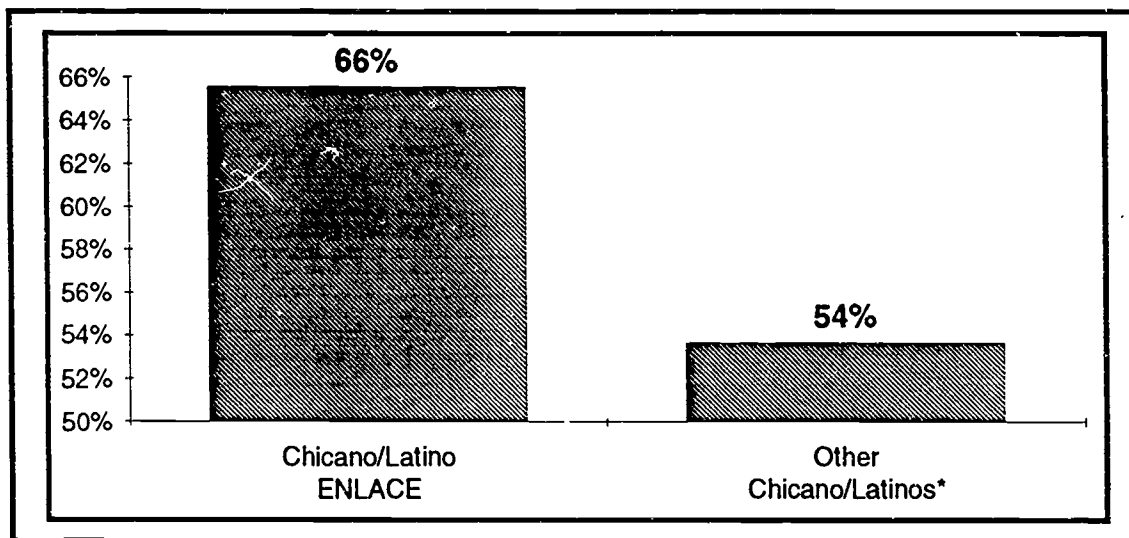
Conclusion

The ENLACE program continues to show great success. This is very impressive given that there was a commonly graded final in English writing classes for Spring 1993 to help stabilize grading variations. These results are encouraging and support the kinds of interventions that are being used in the program on behalf of the Chicano/Latino students.

Evergreen Valley College
Overall Success Rates for Chicano/Latino ENLACE Students
 Compared to Other Chicano/Latinos in the Same Courses
 Spring 1993

<i>Group</i>	<i>Chicano/Latino ENLACE</i>			<i>Other Chicano/Latinos*</i>		
	<i>Tot #</i>	<i># Suc</i>	<i>% Suc</i>	<i>Tot #</i>	<i># Suc</i>	<i>% Suc</i>
English 330	29	16	55%	84	48	57%
English 104	29	21	72%	118	80	68%
English 1A	63	45	71%	108	58	54%
Math 12	36	23	64%	112	44	39%
NS 10A	23	13	57%	42	19	45%
Total	180	118	66%	464	249	54%

*minus Chicano/Latino ENLACE students



Comment:

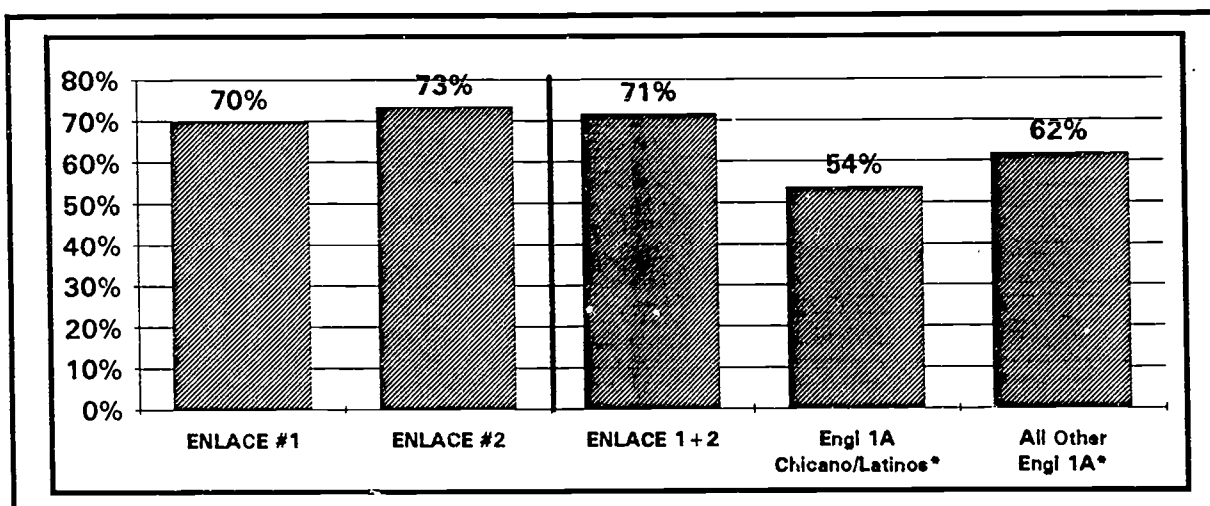
The overall success rate of Chicano/Latino ENLACE students in ENLACE sections of five different courses was 66% compared to 54% for Chicano/Latinos in non-ENLACE comparison sections.

In all but one case, Chicano/Latinos in ENLACE groups had higher success rates than other Chicano/Latinos in non-ENLACE comparison groups.

Evergreen Valley College
Success Rates of Chicano/Latino ENLACE Students in English 1A
 Compared to All Other English 1A Chicano/Latino Students and All Other English 1A Students
 Spring 1993

Group	Tot #	# Suc	% Suc
ENLACE #1	33	23	70%
ENLACE #2	30	22	73%
ENLACE 1+2	63	45	71%
Engl 1A Chicano/Latinos*	108	58	54%
All Other Engl 1A*	676	417	62%

*minus Chicano/Latino ENLACE students



Comment:

Chicano/Latinos in the ENLACE English 1A (English Composition) sections had a high combined success rate of 71%, significantly higher than the success rate for all other Chicano/Latinos in English 1A at 54% and higher than the success rate of all other English 1A students at 62%. The fact that the combined class size was relatively large at 63 students lends stability to the results. The institution of holistically scored common English Department final exams in Spring 1992 reduces the influence of instructor grading variability and makes these results even more encouraging and supportive of the kinds of interventions that are being used in this program on behalf of Chicano/Latino students.

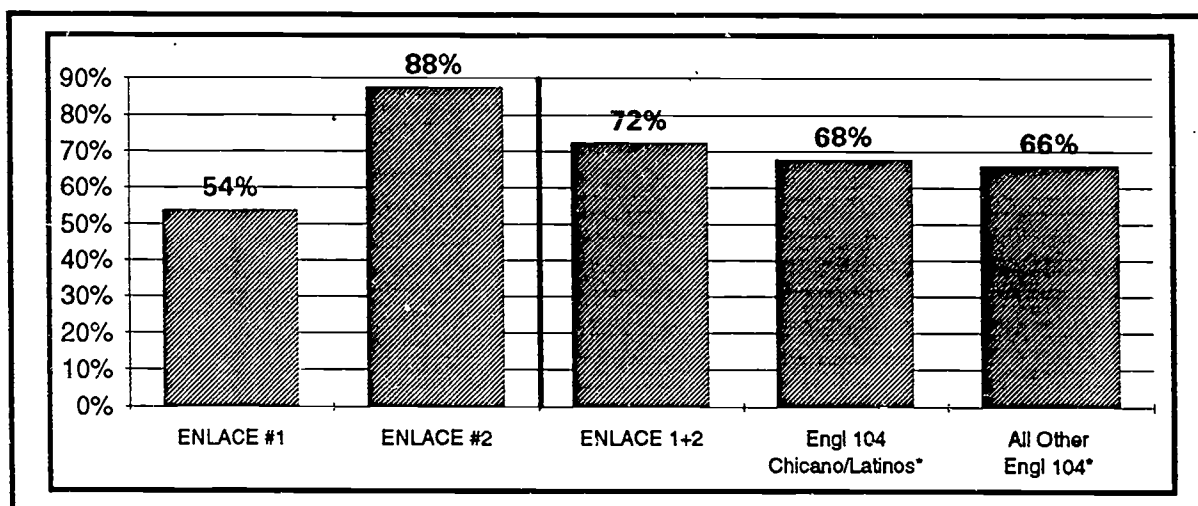
Key:

ENLACE #1 = Chicano/Latinos in one ENLACE section of English 1A
 ENLACE #2 = Chicano/Latinos in a second ENLACE section of English 1A
 ENLACE 1+2 = ENLACE #1 + ENLACE #2
 Engl 1A Chicano/Latinos* = All Chicano/Latino English 1A students minus the Chicano/Latino ENLACE students
 All Engl 1A* = All English 1A students minus the Chicano/Latino ENLACE students

Evergreen Valley College
Success Rates of Chicano/Latino ENLACE Students in English 104
Compared to All Other English 104 Chicano/Latino Students and All Other English 104 Students
Spring 1993

<i>Group</i>	<i>Tot #</i>	<i># Suc</i>	<i>% Suc</i>
ENLACE #1	13	7	54%
ENLACE #2	16	14	88%
ENLACE 1+2	29	21	72%
Engl 104 Chicano/Latinos*	118	80	68%
All Other Engl 104*	391	258	66%

*minus Chicano/Latino ENLACE students



Comment:

Chicano/Latinos in two sections of ENLACE English 104 (one level below English Composition) achieved the same success rate as Fall 1992 ENLACE students at 72%; this was higher than the success rate for all other Chicano/Latinos in English 104 this semester at 68% and higher than the success rate of all other English 104 students at 66%. There was a 34 percentage point difference in success rates for Chicano/Latinos between the two ENLACE sections of English 104. A long-term instructor illness may have been a contributing factor for the section with the lower success rate. The ENLACE instructors teach combined English 330/English 104 sections in hopes of accelerating the progress of the lower level students; the instructor's illness and absence from class appears to have impacted the English 330 students in that section as well (see page 4 of this report).

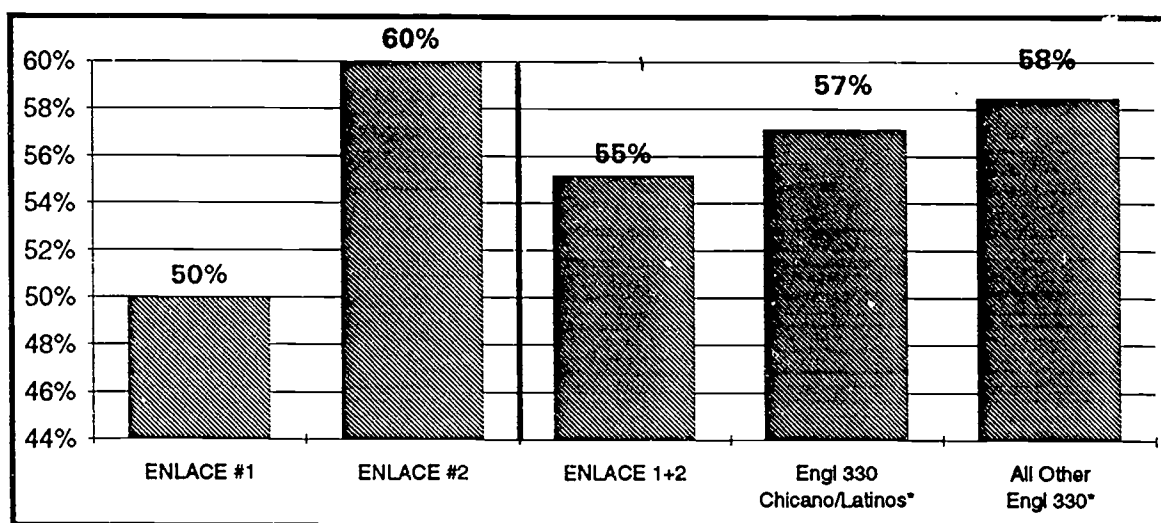
Key:

ENLACE #1 = Chicano/Latinos in one ENLACE section of English 104
 ENLACE #2 = Chicano/Latinos in a second ENLACE section of English 104
 ENLACE 1&2 = ENLACE #1 section + ENLACE #2 section of English 104
 Engl 104 Chicano/Latinos* = All Chicano/Latino English 104 students minus the Chicano/Latino ENLACE students
 All Other Engl 104* = All English 104 students minus the Chicano/Latino ENLACE students

Evergreen Valley College
Success Rates of Chicano/Latino ENLACE Students in English 330
Compared to All English 330 Chicano/Latinos and All Other English 330 Students
Spring 1993

<i>Group</i>	<i>Tot #</i>	<i># Suc</i>	<i>% Suc</i>
ENLACE #1	14	7	50%
ENLACE #2	15	9	60%
ENLACE 1+2	29	16	55%
Engl 330 Chicano/Latinos*	84	48	57%
All Other Engl 330*	301	176	58%

*minus Chicano/Latino ENLACE students



Comment:

The ENLACE sections of English 330 are combined English 330/English 104 classes. Chicano/Latinos in one ENLACE section of English 330 had a slightly higher success rate than all other Chicano/Latinos in English 330 and another ENLACE section had a success rate seven percentage points below other Chicano/Latinos in English 330. The instructor in the section with the lower rate of success had a prolonged illness and absence from class in Spring 1993, possibly leading to the lower success rate for his English 330 students as well as his English 104 students in the same section (see page 3 of this report). The small number of students in each ENLACE section should be noted because it makes results less stable.

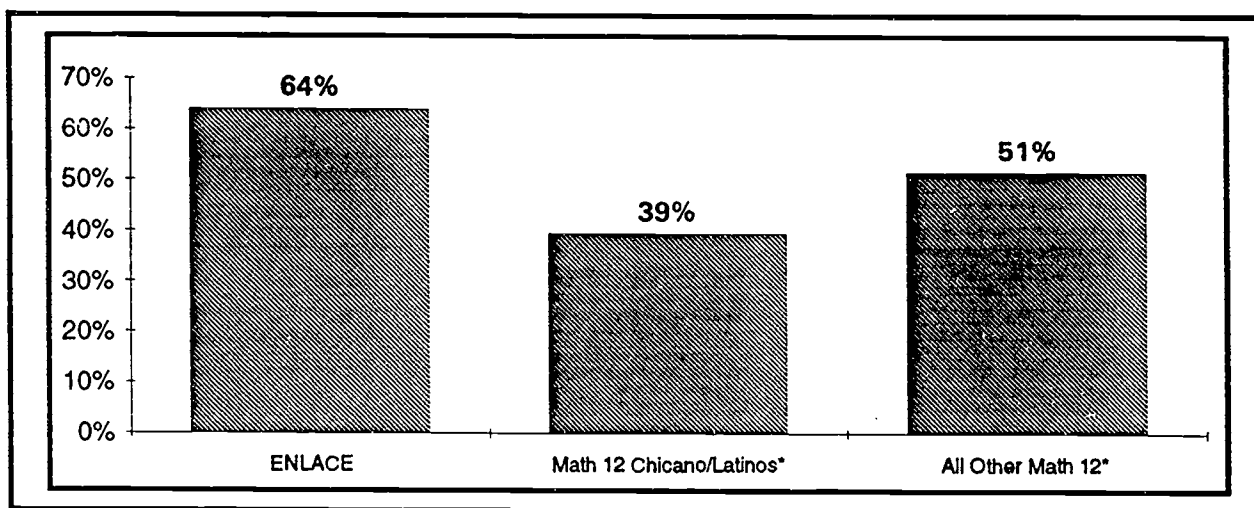
Key:

ENLACE #1 = Chicano/Latinos in one ENLACE section of English 330
 ENLACE #2 = Chicano/Latinos in a second ENLACE section of English 330
 ENLACE 1+2 = ENLACE #1 + ENLACE #2
 Engl 330 Chicano/Latinos* = All Chicano/Latino English 330 students minus the Chicano/Latino ENLACE students
 All Other Engl 330 * = All English 330 students minus the Chicano/Latino ENLACE students

Evergreen Valley College
Success Rates of Chicano/Latino ENLACE Students in Math 12 (Algebra)
Compared to All Other Math 12 Chicano/Latino Students and All Other Math 12 Students
Spring 1993

<i>Group</i>	<i>Tot #</i>	<i># Suc</i>	<i>% Suc</i>
ENLACE	36	23	64%
Math 12 Chicano/Latinos*	112	44	39%
All Other Math 12*	500	257	51%

* minus Chicano/Latino ENLACE students



Comment:

Three sections of Math 12 with Program Aides were excluded from this study in order to avoid comparing sections using two different intervention strategies. Chicano/Latinos in the ENLACE Math 12 (Algebra) section had a success rate of 64%, a significantly higher success rate than for all other Chicano/Latinos in Math 12 at 39%, and higher than the success rate of other Math 12 students at 51%. The results are encouraging in that the ENLACE program seemed to definitely help Chicano/Latino students in Math.

Key:

ENLACE = Chicano/Latino Students in one ENLACE section of Math 12

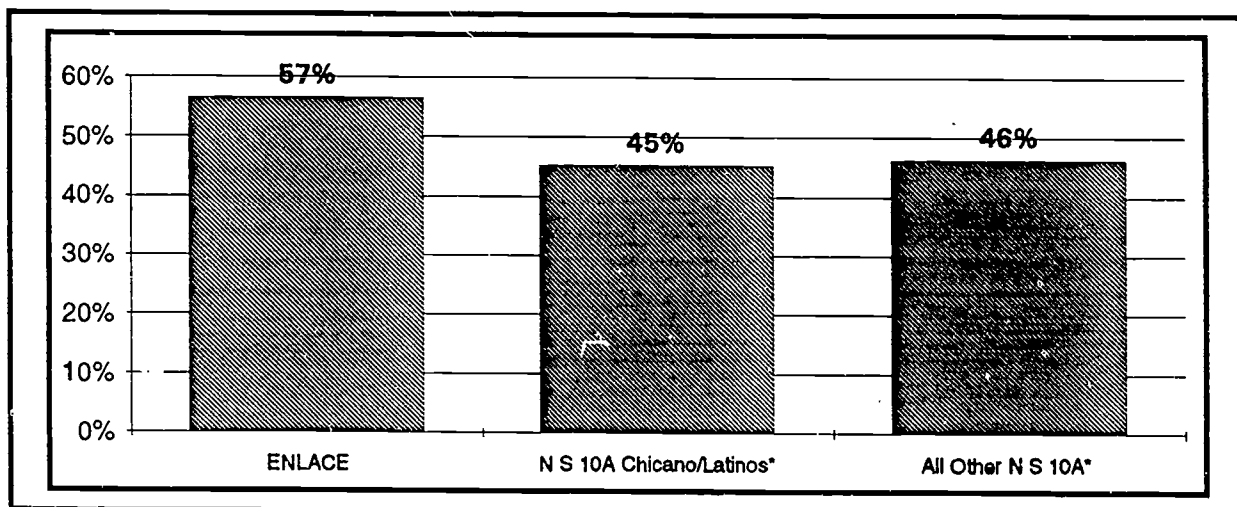
Math 12 Chicano/Latinos* = All Chicano/Latino Math 12 students minus the Chicano/Latino ENLACE students

All Other Math 12* = All Chicano/Latino Math 12 students minus the Chicano/Latino ENLACE students

Evergreen Valley College
Success Rates of Chicano/Latino ENLACE Students
in Natural Science 10A
Compared to All Natural Science 10A Chicano/Latino Students
and All Other Natural Science 10A Students
Spring 1993

<i>Group</i>	<i>Tot #</i>	<i># Suc</i>	<i>% Suc</i>
ENLACE	23	13	57%
N S 10A Chicano/Latinos*	42	19	45%
All Other N S 10A*	173	80	46%

*minus Chicano/Latino ENLACE students



Comment:

Chicano/Latinos in the ENLACE Natural Science 10A section had a success rate of 57%, much higher than the success rate for all other Chicano/Latinos in Natural Science 10A at 45% and higher than the success rate of other Natural Science 10A students at 46%.

Key:

ENLACE = Chicano/Latino Students in one ENLACE section of Natural Science 10A

N S 10A Chicano/Latinos* = All Chicano/Latino Natural Science 10A students minus the Chicano/Latino ENLACE students

All Other N S 10A* = All Natural Science 10A students minus the Chicano/Latino ENLACE students