

ED 374 379

CG 025 666

AUTHOR Duker, Laurie; And Others
 TITLE Gun Dealers, USA.
 INSTITUTION National Center for Education in Maternal and Child Health, Arlington, VA.
 SPONS AGENCY Health Resources and Services Administration (DHHS/PHS), Washington, DC. Maternal and Child Health Bureau.
 PUB DATE May 94
 NOTE 15p.; A product of the Children's Safety Network.
 PUB TYPE Guides - Non-Classroom Use (055)

EDRS PRICE MF01/PC01 Plus Postage.
 DESCRIPTORS *Adolescents; Aggression; *Homicide; *Social Behavior; *Violence
 IDENTIFIERS Firearms; Government Regulation; *Gun Control; Self Defense; *Weapons

ABSTRACT

In the United States, more than 11,500 adolescents' and young adults' lives are taken each year by firearms. Although Federal law prohibits minors from purchasing handguns, they typically get them by asking someone of legal age (18 years or older) to purchase them from one of the 256,771 Federally licensed gun dealers. This pamphlet answers several frequently asked questions about licensed gun dealers in the United States. Among the questions/answers are: how do adolescents who carry and use guns get them; how many gun dealers are in each state; how can the names, addresses and phone numbers of gun dealers in a city, county or state be obtained; and how can the number and types of guns sold in each state be ascertained, etc. It concludes with an order form for a list of federally licensed gun dealers. (MSF)

 * Reproductions supplied by EDRS are the best that can be made *
 * from the original document. *

Gun Dealers, USA

"Guns used in crimes are commonly thought to have originated in some mythic inner-city black market. Such markets do exist, of course, but they are kept well supplied by the licensed gun distribution network, where responsibility is defined as whatever the law allows."

Erik Larson, *The Story of a Gun*,
The Atlantic Monthly, Vol. 271
No. 1, Jan. 1993

"PERMISSION TO REPRODUCE THIS MATERIAL HAS BEEN GRANTED BY

S. VADAS


TO THE EDUCATIONAL RESOURCES INFORMATION CENTER (ERIC)."

U.S. DEPARTMENT OF EDUCATION
Office of Educational Research and Improvement
EDUCATIONAL RESOURCES INFORMATION CENTER (ERIC)

- This document has been reproduced as received from the person or organization originating it.
- Minor changes have been made to improve reproduction quality.
- Points of view or opinions stated in this document do not necessarily represent official OERI position or policy.

In 1990, 2,861 children 19 years and under were murdered with guns, an increase of 114 percent since 1985. An additional 1,332 youth aged 15 to 19 killed themselves with guns in 1990.

Compiled from Lois Fingerhut,
Advance Data from Vital and Health Statistics, National Center for Health Statistics



BEST COPY AVAILABLE

Written by Laurie Duker, with assistance from Esha Bhatia, Diane Doherty, Leona Gill, and Charlotte Taylor.

Children's Safety Network, National Center for Education in Maternal and Child Health, 2000 15th Street No., Suite 701, Arlington, VA, 22201-2617. Phone 703-524-7802 Fax 703-524-9335

May 1994



Questions and Answers About Licensed Gun Dealers in Your State and Local Area

Where do adolescents who carry and use guns get them?

Firearms take the lives of more than 11,500 adolescents and young adults in America each year. Adolescents draw on numerous sources for their guns including friends, family members, federally licensed gun dealers, "the street," drug dealers and addicts.

Although Federal law bars anyone under 18 from purchasing a handgun, this law is easily and routinely circumvented by adolescents. In a recent study by the National Institute of Justice, 18 percent of students in high-risk neighborhoods who had handguns had asked someone older to purchase a gun for them from a gun shop, pawnshop or other retail outlet.

Theft is also an important piece of the gun-supply puzzle. The same NIJ study noted that "theft and burglary were the ultimate source of many of the guns acquired by the juveniles surveyed, but only occasionally the proximate source." Legally owned handguns which are stolen often turn up for sale "on the street" and are all too readily available to adolescents.

How many gun dealers are in my state?

The attached chart shows the number of federally licensed gun dealers in each state as of January 1994 and compares the concentration of licensed dealers by state.

The Bureau of Alcohol, Tobacco, and Firearms (ATF) can also provide you with current information on the number of licensed gun dealers in your state. ATF divides firearm licenses into eight categories. If you use ATF data, add together the number of "01" and "02" licensees in your state to get the figure for active firearm licenses. This figure will include dealers and pawnbrokers who sell guns, but exclude those holding manufacturer or collectors licenses. The ATF Public Affairs Branch can be reached at 202-927-8500.



How many gun dealers are in my city or county?

Regional ATF offices can provide you with information on the number of federally licensed gun dealers in your city or county. Call the regional office contact nearest you for information.

Northwest	Mike Fitzgerald ATF Chicago Region	312-353-7740
North Atlantic	Carmen Valentin ATF New York Region	212-264-3450
Southeast	J.R. McCollum ATF Atlanta Region	404-679-5015
Southwest	Annette Adelman ATF Dallas Region	214-767-2256
West	Dennis Anderson ATF San Francisco Region	415-744-9416

Can I get the names, addresses and phone numbers of gun dealers in my city, county or state?

You may be interested in having a list of the names and addresses of gun dealers in your city, county or state for several reasons. Local gun dealer names and addresses may be a first step to assessing how many local dealers sell out of gun stores, other retail establishments, and homes, and which dealers are not active in the firearms trade. You may be interested in inviting local gun dealers to a meeting to discuss possible joint activities, such as a program for trigger lock coupons, promotions or education. You may be interested in working together with policymakers on additional zoning or insurance restrictions for gun dealers in your city or state.

Most local sources of gun dealer names and addresses should be free or only entail copying charges. Obtaining the information from the federal ATF office involves fees, which vary by state and the format you desire; all fees are listed in an attachment to this document.



ATF sends the names and addresses of federally licensed gun dealers living in their area to the following local and state agencies or individuals annually:

1. Top law enforcement person in city, county and state, including police chiefs, sheriffs, and state police.
2. City or county zoning agency
3. City, county or state business revenue agency
4. State Attorney General


We hope that one of these local sources will be willing to share their information on local federally licensed gun dealers with you at no cost. Children's Safety Network (703-524-7802) will be glad to provide you with the phone number and address of the Attorney General in your state if you need it.

The federal ATF Public Disclosure Office requires a request in writing and a fee for state lists of gun dealer names and addresses. Lists are available for entire states only. The information can be broken down by city, county, or zip code. Formats available include computer tape, printout, cheshire labels and adhesive labels. Cost varies by state and format. The required form (Federal Firearms Licensee List Order Form) is attached, and includes a list of costs by state and format. The ATF Public Disclosure office can be reached at 202-927-8480.

How many gun stores are in my state, city, or county?

ATF estimates, based on a July 1993 random survey of 400 federal firearm licensees, that 74 percent of licensees operate businesses out of their homes and 26 percent operate from a commercial premises. That commercial premises could be a store solely devoted to selling guns and gun supplies, but it could also be a hardware, sporting or general merchandise store, a medical, real estate or insurance office, or an auto repair or beauty shop.

Unfortunately, ATF does not differentiate between applicants for firearm licenses who apply in order to sell large numbers of weapons each year and those who may use the license solely to get a reduced price on hunting rifles for personal use. Nor do they differentiate between people who want to sell firearms from a store and those who sell guns from their homes.



If you want to gather information on the number of actual gun stores in your area, the quickest and easiest way may be to check your phone book. You may also want to talk with state and local police departments, the State Attorney General, the Chamber of Commerce, television and newspaper investigative reporters, and metro departments to see what information they may have collected.

How many guns do licensed gun dealers in my state, city, or county sell, and what types?

Unfortunately, federally licensed gun dealers are not required to report to ATF any summary of the number or type of gun sales they sell. Dealers are required to notify ATF of multiple sales to an individual. Some states require regular reports from gun dealers; check with your Attorney General's office to see if dealers in your state file reports, and if so whether you can have access to the reports.

Does my state have any laws or regulations regarding gun dealers?

In addition to federal laws regarding firearms sales, most states also have laws or regulations that affect how weapons are bought or sold in that state. Some states require those dealing in handguns or other firearms to obtain a state license or meet additional standards beyond possession of a federal firearms license.

The office of your State Attorney General or State Police should be able to provide you with information on current state laws and regulations regarding gun dealers.

Although some of the information is dated, the Violence Policy Center's 1992 study "More Gun Dealers Than Gas Stations" is a 138-page comprehensive analysis of ATF and its regulation of federally licensed gun dealers. It includes a succinct analysis of Federal, state, and local dealer regulations and an addendum on State Firearm Dealer Regulations. The Violence Policy Center can be reached at 202-783-4071.



You may also want to call ATF at 202-927-8500 for a free copy of their publication "State Laws and Published Ordinances - Firearms", 19th Edition, published December 1989. The book is dated but is an interesting overview. ATF plans to update the book in the next one to two years.

Another source of information on current state and local firearms regulations is the Legislative Department at Handgun Control, Inc. in Washington, D.C. Handgun Control Inc. can be reached at 202-898-0792.

The Children's Safety Network can also provide you with additional information on current laws regarding the sale of firearms in your state and current approaches to reducing children's and adolescents' access to firearms.

What are preemption laws? If my state has one, how will it affect public policy approaches to restricting children's and adolescents' access to firearms in my area?

As you may know, many states have passed preemption laws, which in general restrict local governments rights to regulate the possession and sales of firearms in their area. The attached chart shows which states currently have preemption statutes in place. If you have a preemption clause in your state, be sure to check the exact language since the breadth of restrictions varies dramatically state to state.

Even if your state has a preemption law on the books, local regulatory action on the sale of firearms may still be possible, particularly in the area of zoning. It remains an open question whether cities' rights to regulate zoning is restricted by preemption clauses. Several U.S. cities in states with preemption laws have recently successfully amended commercial zoning regulations to require gun dealers to carry one million dollars in liability insurance and to be licensed as a business, a requirement which entails additional restrictions on the place of business, hours of operation, etc.

Information on specific state preemption laws is available from Handgun Control, Inc. at 202-898-0792 or Children's Safety Network at 703-524-7802.



Is my state government currently considering any additional legislative or regulatory restrictions on gun dealers?

The Handgun Control Inc. national office and state contacts can tell you about the latest proposals regarding firearms in your state. Handgun Control Inc. can be reached at 202-898-0792.

The Children's Safety Network can also provide you with information and referrals regarding proposed state legislation and regulations on gun dealers and information about promising approaches to reducing children's and adolescents' access to firearms.

Is my local government currently considering any regulations regarding gun dealers?

Various local bodies can regulate the manufacture, sale and storage of firearms, including city councils, county councils, and zoning boards. You may want to check with these groups and also your local police about proposals to regulate gun dealers.


More and more county and state health departments are turning their attention to reducing youth violence. Health departments in your area may be able to provide information on approaches currently being considered in your community.

Handgun Control Inc. (HCI) may be able to provide you with additional information. HCI can be reached at 202-898-0792.



Notes

1. Sheley, J., Wright, J. "Gun Acquisition and Possession in Selected Juvenile Samples" National Institute of Justice & Office of Juvenile Justice and Delinquency Prevention, December 1993.
2. Bureau of Alcohol, Tobacco and Firearms "Operation Snapshot", Washington, DC, July 12, 1993. Copies are available free of charge by calling 202-927-8500.
3. Sugarmann, J., Rand, K. "More Gun Dealers Than Gas Stations." Violence Policy Center Washington, DC, 1992. Copies are available for \$20 by calling 202-783-4071.
4. Sugarmann, J., Rand, K. "Ceasefire: A Comprehensive Strategy to Reduce Firearms Violence," Violence Policy Center, Washington, DC, 1994. Copies of the study are available for \$5 by calling 202-783-4071.
5. Bureau of Alcohol, Tobacco and Firearms "State Laws and Published Ordinances - Firearms", 19th edition, published December 1989. Copies are available free of charge by calling 202-927-8500.



GUN DEALERS, USA

GEOGRAPHICAL DISTRIBUTION, CONCENTRATION AND REGULATION

Rank by number of licensed gun dealers	State	Licensed gun dealers (Jan. '94)*	Population under age 25 (July '93)**	Number of indiv. < age 25 for every one gun dealer	Preemption law in state (Jan.'94)***
1	California	20,605	11,696,000	568	X
2	Texas	19,357	7,086,000	366	X
3	Michigan	12,177	3,473,000	285	
4	Pennsylvania	11,816	4,030,000	341	X
5	Florida	11,056	4,329,000	392	X
6	New York	9,741	6,227,000	639	
7	Ohio	9,616	3,967,000	413	
8	Illinois	9,044	4,215,000	466	
9	Missouri	7,953	1,868,000	235	X
10	Virginia	7,106	2,270,000	319	X
11	North Carolina	6,965	2,459,000	353	
12	Georgia	6,613	2,579,000	390	X
13	Wisconsin	5,989	1,833,000	306	
14	Indiana	5,948	2,079,000	350	
15	Washington	5,936	1,885,000	318	X
16	Minnesota	5,875	1,648,000	281	X
17	Louisiana	5,192	1,700,000	327	X
18	Tennessee	5,123	1,799,000	351	X
19	Kentucky	5,074	1,375,000	271	X
20	Oregon	5,032	1,061,000	211	X
21	Oklahoma	4,512	1,201,000	266	X
22	Colorado	4,491	1,284,000	286	
23	Arizona	4,300	1,459,000	339	X
24	Iowa	3,964	1,013,000	256	
25	Massachusetts	3,852	1,995,000	518	
26	Kansas	3,787	934,000	247	
27	Alabama	3,715	1,531,000	412	X
28	Arkansas	3,668	882,000	240	X
29	Mississippi	3,574	1,063,000	297	X
30	West Virginia	3,457	629,000	182	X
31	Connecticut	3,357	1,067,000	318	
32	Maryland	3,247	1,694,000	522	X
33	Alaska	3,217	247,000	77	X

34	Montana	3,212	310,000	97	X
35	Nebraska	2,744	596,000	217	
36	South Carolina	2,588	1,358,000	525	X
37	Idaho	2,483	448,000	180	X
38	Utah	2,266	891,000	393	X
39	Maine	2,225	428,000	192	X
40	New Mexico	2,076	640,000	308	X
41	Nevada	2,028	472,000	233	X
42	Wyoming	1,812	186,000	103	
43	North Dakota	1,651	238,000	144	X
44	New Jersey	1,645	2,595,000	1,578	
45	South Dakota	1,601	277,000	173	X
46	New Hampshire	1,572	391,000	249	
47	Vermont	1,557	206,000	132	X
48	Hawaii	821	417,000	508	
49	Rhode Island	570	340,000	596	X
50	Delaware	515	246,000	478	X
51	District of Col.	46	179,000	3,891	
	U.S. Total	256,771	92,796,000	361	

Sources

* Bureau of Alcohol, Tobacco and Firearms, Public Affairs Office, Jan. 1994.

** Bureau of the Census, Press Release Dec. 29, 1993, #CB93-219. Table 1:
Estimates of Resident Population of States, by Age: July 1, 1993.

***Provided by Handgun Control, Inc. Washington, D.C., Feb. 1994.

Licensed Gun Dealers

A licensed gun dealer for the purpose of this chart is anyone holding a Type 01 or Type 02 active firearm license from the Bureau of Alcohol, Tobacco, and Firearms (ATF) as of January 1994.

It is important to note that the category "licensed gun dealers" is not synonymous with "licensed gun stores" or with "major sellers of firearms." Unfortunately, licensed gun dealers are not required to report either the number or type of gun sales they make, so it is difficult to sort out major purveyors of weapons from individuals who rarely or never use their license to sell guns.



(ATF) estimates that approximately 26 percent of licensed gun dealers operate out of commercial premises. 74 percent conduct business out of their homes.

We would not expect the number or concentration of licensed gun dealers to be correlated to gun violence rates in a given state because there are numerous sources of guns other than licensed dealers, and because the group "licensed gun dealers" includes many individuals who do not actively sell large numbers of firearms. The type and quantity of firearms sold by licensees may vary dramatically from state to state; such information is not available from the ATF.

Number of individuals

We have provided a comparison of licensed gun dealers to the youth population in each state, because licensed gun dealers are one source of guns for youth, even though they are often an indirect source.

Preemption Laws

In general, state preemption laws either prohibit or restrict local regulation of gun dealers or owners. The exact language of state preemption laws varies widely and will affect the range of public policy approaches possible at the local level to reduce children's and adolescents' access to firearms.

Share the news about what is working in your community or state! How have you gotten information on guns and gun dealers? How are you working to limit children's and adolescents' access to firearms? What have you learned along the way that might help others working on preventing firearm injuries? Please let us know!

For more information on what public health departments and others can do to reduce child and adolescent gun violence, please call the Children's Safety Network at the National Center for Education in Maternal and Child Health, 2000 15th Street North, Suite 701, Arlington, VA, 703-524-7802, fax 703-524-9335.

FEDERAL FIREARMS LICENSEE LIST ORDER FORM

(See Instructions on Reverse Before Completing the Form)

PART I - MODE AND FORMAT REQUESTED

REQUESTED (Check one)

- COMPUTER TAPE (Indicate format and read "Note")
- MAILING LABEL FORMAT
- RAW DATA FORMAT (Layout included)
- PRINTOUTS - ZIP CODE ORDER
- CHESHIRE LABELS - ZIP CODE ORDER IN MAILING LABEL FORMAT
- ADHESIVE LABELS - ZIP CODE ORDER IN MAILING LABEL FORMAT

NOTE

ADDITIONAL SERVICES ARE AVAILABLE UPON REQUEST. PLEASE CALL OUR CONTRACTOR AT (301) 949-1070 EXTENSION 283 FOR A PRICE QUOTE.

SOME SERVICES ARE:

1. ZIP CODE FOR COMPUTER TAPES
2. EBCDIC CONVERSIONS
3. FLOPPY DISK
4. SELECTIONS BY "TYPES" OF LICENSES

PART II - FFL LIST SELECTION AND COST

1. SET-UP CHARGE FOR THIS ORDER (ENTER \$69 IF ORDERING TAPES OR \$46 IF ORDERING PRINTOUTS OR LABELS) \$ _____
2. QUOTED CHARGE FOR SPECIAL SERVICES \$ _____
3. SPECIFIC LIST REQUESTED (USE SEPARATE LINE FOR EACH STATE)
 - A. _____ \$ _____
 - B. _____ \$ _____
 - C. _____ \$ _____
 - D. _____ \$ _____
 - E. _____ \$ _____
 - F. _____ \$ _____
 - G. _____ \$ _____
4. ADD LINES 1 THROUGH 3G AND ENTER TOTAL \$ _____
5. ENTER MINIMUM CHARGE (COMPUTER TAPE \$109.25; PRINTOUTS \$137.50; CHESHIRE LABELS \$141.45; ADHESIVE LABELS \$240.35) \$ _____
6. YOUR COST IS THE LARGER OF THE TWO AMOUNTS SHOWN ON LINES 4 AND 5.

PART III - NAME AND MAILING ADDRESS OF REQUESTER

FOR ATF USE ONLY

NAME	REQUEST NUMBER
STREET ADDRESS	DATE RECEIVED
CITY, STATE AND ZIP CODE	CHECK/MONEY ORDER NO.
DAYTIME TELEPHONE NUMBER (include area code)	DATE AND INITIALS SENT ACCT. _____ CONT. _____

(12-93)

DMG C:\PM4\FORMS\FLLIST.PM4

INFORMATION AND INSTRUCTIONS

1. The FFL list is available in four modes: Computer Tape, Printouts, Cheshire, or Adhesive Labels. You may order the List for a single state, multiple states, or the National list.
2. The price of the list is determined by the mode requested, and the number of states ordered. There is a set-up charge per order as well as a minimum charge per order.
3. To determine how much your list will cost, you must first select a mode. The prices for each mode are shown in columns a through d below.
4. After selecting the mode, use the reverse side order form and enter on Part II, line 1, the set-up charge for the mode selected, or enter on line 2, the charge quoted by the contractor (includes setup).
5. Write the names of state each desired on Part II, lines 3a through 3g (if you are ordering the complete list write "National" on line 3a). After each state, write in the cost per state as shown below in the price list. (Not necessary if price was quoted by contractor).
6. Add lines 1 through 3g and enter the total on line 4.
7. Enter the minimum charge for the mode selected on line 5, the larger price shown on lines 4 or 5 is your cost.
8. Mail check or money order to: BATF, Chief Disclosure, 650 Massachusetts Avenue, N.W., Washington, DC 20226.
9. If you have any questions, call (202) 927-8480. (Orders cannot be taken by telephone.)

PRICE LIST BY MODE

STATE	COMPUTER TAPE (a)	PRINT-OUTS (b)	CHESHIRE LABELS (c)	ADHESIVE LABELS (d)	STATE	COMPUTER TAPE (a)	PRINT-OUTS (b)	CHESHIRE LABELS (c)	ADHESIVE LABELS (d)
SET-UP	69.00	46.00	46.00	46.00	MISSOURI	10.00	53.50	56.00	120.00
NATIONAL	398.00	1,512.25	1,644.50	3,504.05	MONTANA	7.50	22.00	26.00	48.50
ALABAMA	7.50	29.00	30.50	61.50	NEBRASKA	7.50	22.00	26.00	48.50
ALASKA	7.50	29.00	30.50	61.50	NEVADA	7.50	16.50	17.50	32.00
ARIZONA	7.50	37.00	37.00	67.50	NEW HAMPSHIRE	7.50	16.50	17.50	32.00
ARKANSAS	8.50	42.00	43.00	91.00	NEW JERSEY	7.50	16.50	17.50	32.00
CALIFORNIA	28.00	153.00	156.50	315.00	NEW MEXICO	7.50	22.00	26.00	48.50
COLORADO	7.50	37.00	37.00	67.50	NEW YORK	11.50	67.50	68.00	147.50
CONNECTICUT	7.50	29.00	30.50	61.50	NORTH CAROLINA	10.00	53.50	56.00	120.00
DELAWARE	7.50	10.50	10.50	19.00	NORTH DAKOTA	7.50	16.50	17.50	32.00
DISTRICT OF COLUMBIA	7.50	10.50	10.50	19.00	OHIO	11.50	67.50	68.00	147.50
FLORIDA	16.00	85.00	87.50	186.50	OKLAHOMA	7.50	37.00	37.00	67.50
GEORGIA	10.00	53.50	56.00	120.00	OREGON	7.50	37.00	37.00	67.50
GUAM	7.50	10.50	10.50	19.00	PENNSYLVANIA	16.00	85.00	87.00	186.50
HAWAII	7.50	10.50	10.50	19.00	PUERTO RICO	7.50	10.50	10.50	19.00
IDAHO	7.50	22.00	26.00	48.50	RHODE ISLAND	7.50	10.50	10.50	19.00
ILLINOIS	11.50	67.50	68.00	147.50	SOUTH CAROLINA	7.50	22.00	26.00	48.50
INDIANA	8.50	42.00	42.50	91.00	SOUTH DAKOTA	7.50	16.50	17.50	32.00
IOWA	7.50	29.00	30.50	61.50	TENNESSEE	8.50	42.00	42.50	91.00
KANSAS	7.50	29.00	30.50	61.50	TEXAS	23.00	131.50	135.50	292.00
KENTUCKY	7.50	37.00	37.00	67.50	UTAH	7.50	16.50	17.50	32.00
LOUISIANA	8.50	42.00	42.50	91.00	VERMONT	7.50	16.50	17.50	32.00
MAINE	7.50	22.00	26.00	48.50	VIRGINIA	10.00	53.50	56.00	120.00
MARYLAND	7.50	22.00	26.00	48.50	VIRGIN ISLANDS	7.50	10.50	10.50	19.00
MASSACHUSETTS	7.50	29.00	30.50	61.50	WASHINGTON	8.50	42.00	42.50	91.00
MICHIGAN	18.00	99.50	103.00	223.50	WEST VIRGINIA	7.50	29.00	30.50	61.50
MINNESOTA	8.50	42.00	42.50	91.00	WISCONSIN	8.50	42.00	42.50	91.00
MISSISSIPPI	7.50	29.00	30.50	61.50	WYOMING	7.50	16.50	17.50	32.00

(12-93)