

DOCUMENT RESUME

ED 365 321

IR 054 767

TITLE Trains, Trains, and More Trains: All Aboard the Reading Railroad.

INSTITUTION Oklahoma Association of School Library Media Specialists.; Oklahoma State Dept. of Education, Oklahoma City.

PUB DATE 92

NOTE 17p.

PUB TYPE Guides - Non-Classroom Use (055) -- Reference Materials - Bibliographies (131)

EDRS PRICE MF01/PC01 Plus Postage.

DESCRIPTORS Childrens Libraries; *Childrens Literature; Class Activities; Elementary Education; Instructional Materials; *Library Services; Program Implementation; Rail Transportation; *Reading Programs; *Resource Materials; School Libraries

ABSTRACT

This collection of documents contains samples and ideas for use in library reading programs. Contents include: (1) directions for a big book display; (2) an outline train to be copied; (3) a list of jump rope rhymes and railroad songs; (4) suggested themes and bulletin board ideas for railroad programs; (5) a train maze and puzzle; (6) a game and drawings for recording books read; (7) writing activities; (8) a list of train-related class activities; (9) a 61-item bibliography of train stories and non-fiction; (10) a 16-item professional bibliography; and (11) a train decoration to copy. (SLD)

* Reproductions supplied by EDRS are the best that can be made *
* from the original document. *


IR

ED 365 321

trains, trains, and more trains

U.S. DEPARTMENT OF EDUCATION
Office of Educational Research and Improvement
EDUCATIONAL RESOURCES INFORMATION
CENTER (ERIC)

- This document has been reproduced as received from the person or organization originating it.
- Minor changes have been made to improve reproduction quality.
- Points of view or opinions stated in this document do not necessarily represent official OERI position or policy.



TO THE EDUCATIONAL RESOURCES
INFORMATION CENTER (ERIC)."

School Library Media Month
April, 1992

National Library Week
April 5 - 11

School Library Media Month Committee:

- Lee Wells
- Kathy Simpson
- Jeanne Riggs
- Lori Bradley
- Bobbie Frisk, Chair

2

BEST COPY AVAILABLE

Reprinted with permission granted by the Oklahoma Association of School Library Media Specialists.
1992

12054767

TO MAKE A FREE-STANDING BIG BOOK:

Use two garment boxes from Delta Airlines or twin size mattress boxes that may be obtained from a moving company.

Spray paint completely.

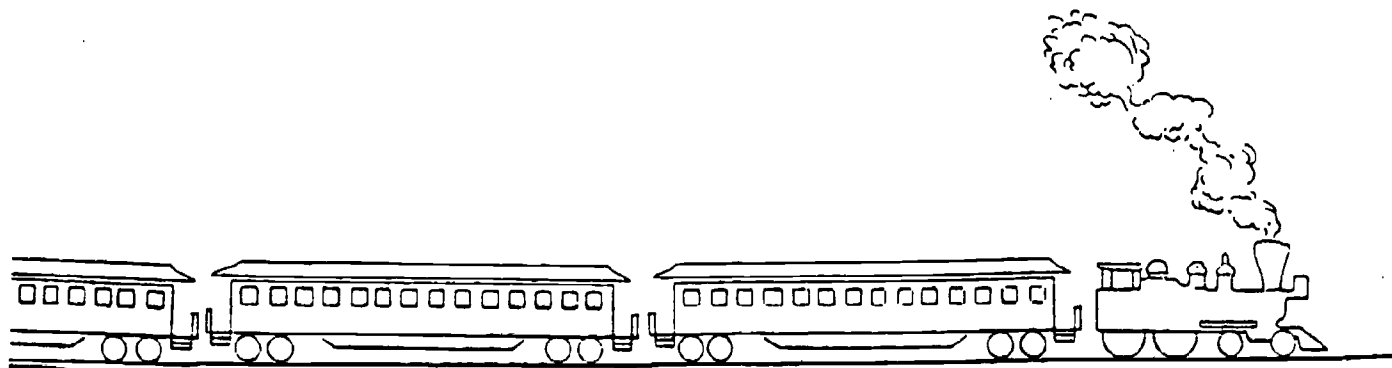
Use wide, strong tape to connect the boxes of the left side. This will make the spine of the book.

Use bricks in the bottoms of both boxes to weight them so that they will stand. Use as a display as it stands or paint or draw the cover and a portion of the book on the inside.

With so many schools doing I Can, one idea would be to use THE LITTLE ENGINE THAT COULD. On the outside cover, copy the book's jacket. On the inside, draw the picture of the engine going up the hill.

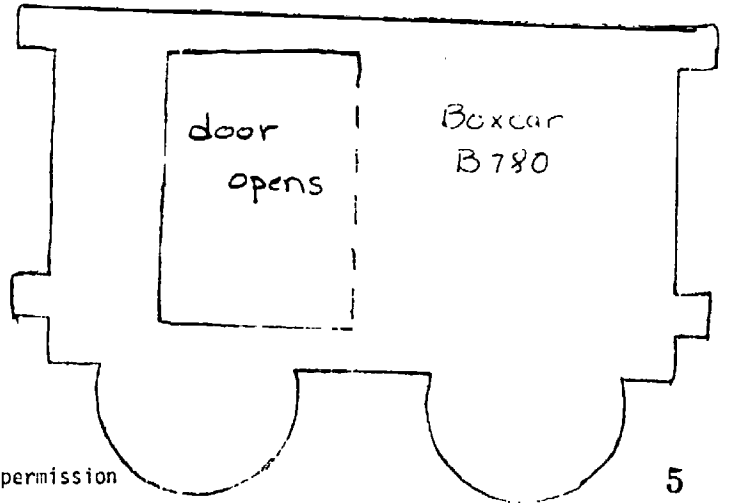

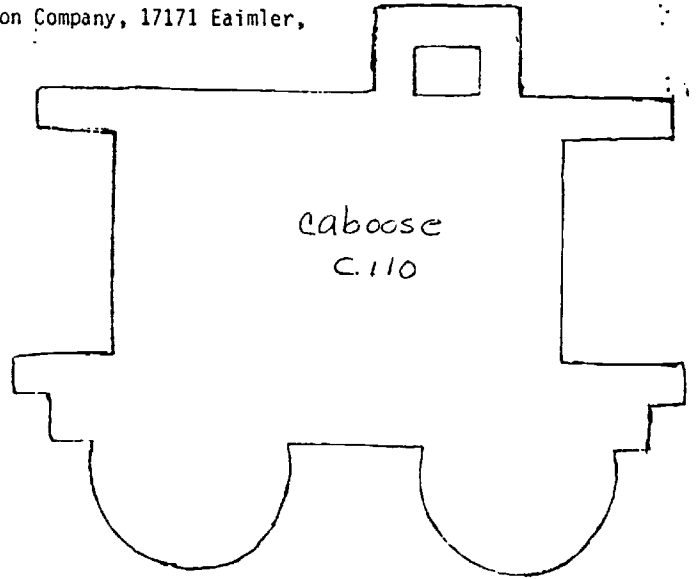
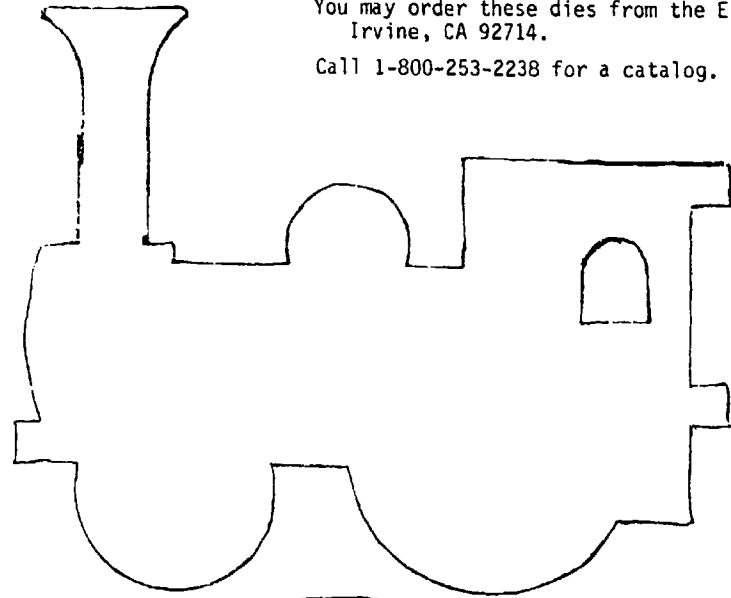
Do you have a clock on the wall that seems to attract the eyes of students and faculty?

Put railroad tracks around the clock. Use rope or yarn to tie a doll or a cardboard doll to the tracks. Put an engine coming toward her. The caption should read "Start reading before time runs out".



You may order these dies from the Ellison Company, 17171 Eaimler,
Irvine, CA 92714.

Call 1-800-253-2238 for a catalog.



copied with permission

Let your creative juices roll right along!

Jump rope rhymes

Engine, Engine Number 9,
Get me to the library on time.
How many books may I read
For my pleasure and for need?
One, two, three ETC.

Engine, Engine Number 9,
Get me to the library on time.
If I read one book each day
How many can I read by the end of May?

Have a riddle contest:

ex: Grand Central Station
Books for those in the know.
Can you spell that
Without any o's?

Do you remember?
Railroad crossing
Look out for the cars.
Can you spell that
Without any r's?

Make up a song contest:

ex. (Tune: Row, Row, Row Your Boat)
Chug, chug, chug along
The engine's in the lead.
All aboard the Reading Railroad
Kids who read succeed.

Don't forget Casey Jones and John Henry.


Songs:

I've Been Working On the Railroad
Chattanooga Choo-Choo
Little Red Caboose
Chain Gang

The BOXCAR CHILDREN set can be ordered with a red, wooden boxcar in which the books may be displayed.

Wal-Mart and Venture have contact paper with a train motif.

Cute
stationery
heading:



Suggested themes:

All Aboard the Reading Railroad

Get on the Reading Track

Get on the Right Track---Read

On the Right Track

For the Ride of Your Life - Read

Bulletin Board Ideas:

Choo-Choo-Choose a good book

Use train shapes which have been enlarged to make a train with book jackets hanging out of the windows, off the top, etc.

Stop-Book-Listen

Use the RR crossing sign with book jackets or children's work.

Stop For a Good Book

Use the RR crossing sign or a stop sign just outside the library door.

Follow me to Grand Central Station (or the name of your school)

Use the fence Ellison die (without the pickets) to make railroad tracks. Put train cars with the words above on the cars. Face them going toward your library.

Follow the Reading Railroad to---

Same as above.

Meet Your Friends at GRAND CENTRAL STATION. (or whatever)

Blow-up pictures of students carrying library books (book jackets)

Roll On Reference

Have train cars with the information about reference books printed on the car. Ex. ALMANAC - used for----. Located in ----- etc.

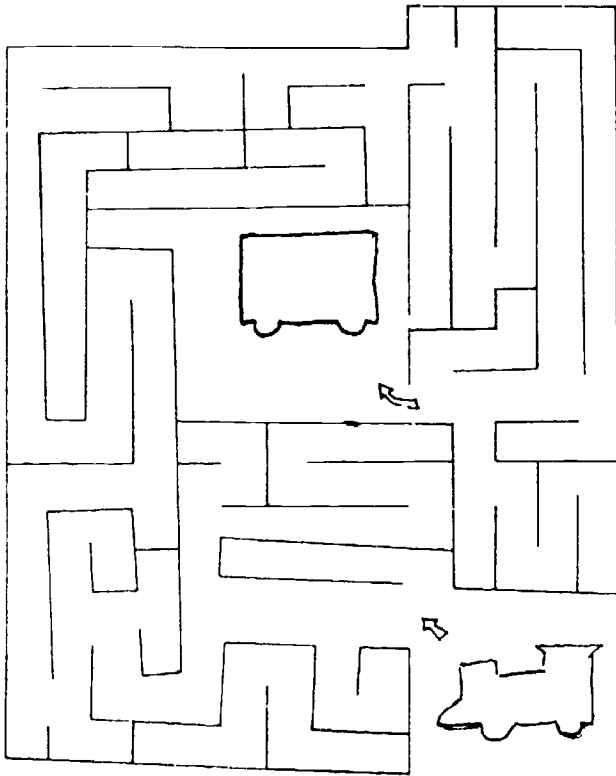
Use the train theme to label the areas of your media center:

reference books - Reference Railroad
Reference Station
easy collection - Easy Street Depot
Sesame Street Station
fiction/easy - Storybook Station
non-fiction/ref - Brain Train
Sequoyah books - Sequoyah Station
biography - Life Track

Use the Ellison cut-outs for each student to record his favorite book title and author. Put the cars on the wall outside the library door. Cars could go all around the school with the engine as the first one and the caption: Follow me to _____.

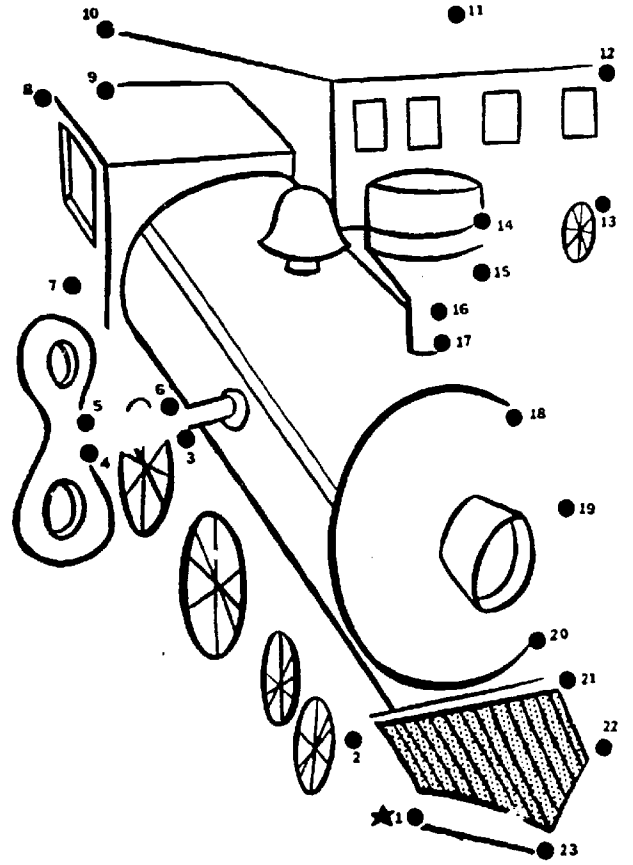
TRAIN MAZE

Help the engine find the caboose.




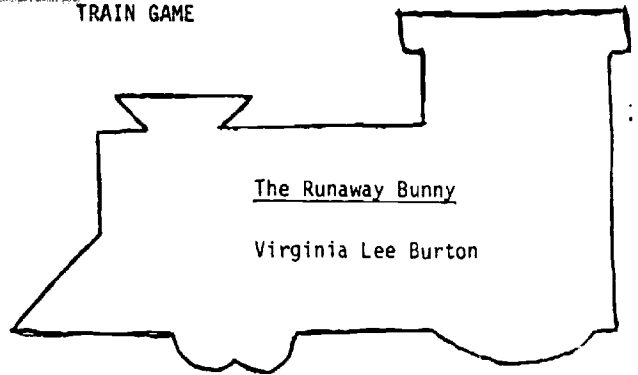

8

FOLLOW THE DOTS



9

TRAIN GAME



HOW MANY WORDS CAN YOU MAKE FROM ---
TRAIN TRACK

Two columns of horizontal lines for writing words.

Use train shapes to make a game for alphabetizing teacher's names, book titles, whatever. Use an engine with at least ten cars. Use different colors of construction paper for each set. Store in small envelopes.

air, an, ant, catrn, can, car, cart, in, ink, it, kin, knit, narc, rack, rain, ran, rat, tack, tan, tar, tick, tin, +

Writing Activities:

Make a book in the shape of a train using tagboard, butcher paper or both. To make an accordion shaped book, cut lengths of butcher paper and fold the paper into segments. Be sure there are enough pages for your story. Design an engine for the cover. Some may want to make the cover and the caboose out of tagboard. Using reg tagboard for the caboose saves coloring time.

Have students write a story about something that happened when they were on a train, something they saw from a train, or something they "think" they would see from a train. Display train shaped stories in the library.

Story starter:

You have just boarded a train. You are traveling to another country. Where are you? What is the date and the year? Who do you see? What mysterious things are happening? Will you ever return to your homeland? If so, how will you return? Do you like this land? Have students write stories individually or in groups and display them.

Games about trains:

"Alphabet Travel" in Gaming in the Media Center (p. 53). This game develops an awareness of states, cities and descriptive words.

Other ideas for class activities:

Have an engineer come to the classroom to speak about the history of trains/ railroads in your area.

If your local park has an engine on display, make arrangements for a class visit.

Take a field trip to a train museum.

Arrange a train trip for your class. Watonga and Yukon are two cities through which train trips may be scheduled.

CHOO CHOO CHOOSE A CLASS ACTIVITY

by Lee Wells

Kindergarten and 1st grade:

Use train shaped paper. Put letters, number, or Dolch words on the boxcars. Have the students put them in order. (Be sure you have the engine face left so students will be putting them in order from left to right. Capitalize the words on the engine and put punctuation marks on the cabooses. Students may work as a team to make the sentences.

Use several trains for decorations in the library. Have the class count engines or boxcars or cabooses for a prize.

Read the story or show THE LITTLE ENGINE THAT COULD by W. Piper. Discuss with the students some of the difficult things that they have had to do. Point out that classroom activities will be easier as they practice them.

2nd and 3rd grades:

Make a transparency of types of railroad cars. Using the encyclopedia, look them up together as a class. Have students name things or draw things that are carried in different types of train cars.

2nd, 3rd, 4th grades:

To teach encyclopedia subject heading skills, look up RAILROAD in the encyclopedia. The following are headings in the one I used: Caboose, Electric Railroad, Engineering-Transportation, Railroad, Elevated Railroad, Railroad Model and Transportation. Ask students to locate answers to these questions: 1. Name 12 types of railroad cars. 2. Name 3 railroad companies in the U. S. 3. Which country carries the most passengers on trains in kilometers? 4. Which country has the most length of track in miles? 5. Who invented the locomotive? 6. In which country did this inventor live? Etc., etc., etc.

4th, 5th, 6th graders:

Make train shapes. Put Dewey numbers on the shapes. Have students put them in order as you would books on the shelf. Use numbers that students might use to find train books as well as other numbers. Be sure to have the engine face left so the numbers will read from the left to the right.

Put train words on train shapes. Have students look up train words in a dictionary or a thesaurus. Have the students write sentences with these words and see who has the best sentences.

Get a train schedule. Have the students figure out the following:

1. Where would they like to go on a train trip?
2. How much will it cost to get there?
3. How long will it take to get there from a beginning point?
4. How many states will they be going through to get from one point to another.

Put facts about railroads on train shaped paper and hang them in the media center or in the hall.

RAINROAD/TRAIN BIBLIOGRAPHY

EASY/FICTION:

- | | |
|--|---|
| Aylesworth, Jim
Barton, Byron
Bontemps, Arna
Coren, Alan
Crews, Donald
Cross, Gillian
Ehrlich, Amy
Feld, Friedrich
Fleischman, Sid
Fleming, Susan
Gibbons, Gail
Goble, Paul
Greene, Graham
Hayes, Geoffrey
Herman, Vic
Hillert, Margaret
Hindley, Judy
Howard, Elizabeth F.
Kesselman, Wendy
Kroll, Steven
Lyon, George
McLean, Andrew
McPhail, David
Piper, Watty
Rockwell, Anne F.
Smith, E. Boyd
Stover, Marjorie
VanAllsburg, Chris
Wimmer, Mike
Zaffo, George J. | Country crossing. Atheneum, 1991.
Trains. Crowell, 1986.
The fast Sooner hound. Houghton Mifflin, 1942.
Railroad Arthur. Little, Brown, 1977.
Freight train. Greenwillow Books, 1978.
Iron way. Oxford, 1979.
The everyday train. Dial Press, 1977.
Engine 1414. Whitman, 1963.
Me and the man on the moon-eyed horse. Little, Brown, 1977.
Trapped on the Golden Flyer. Westminster, 1978.
Trains. Holiday House, 1987.
Death of the iron horse. Bradbury Press, 1987.
The little train. Doubleday, 1973.
Patrick and Ted ride the train. Random House, 1988.
Juanito's railroad in the sky. Golden, 1976.
Little Puff. Follett, 1973.
The little train. Orchard Books, 1989.
The train to Lulu's. Bradbury, 1988.
There's a train going by my window. Doubleday, 1981.
Toot! Toot! Holiday House, 1983.
A regular rolling Noah. Aladdin, 1986.
The steam train crew. Oxford Univ. Press, 1981.
The train. Little, Brown, 1977.
The little engine that could. Platt, 1976.
Trains. Dutton, 1988.
The railroad book. Houghton Mifflin, 1983.
Chad and the elephant engine. Atheneum, 1975.
The polar express. Houghton, 1985.
Train song. Crowell, 1990.
The big book of real trains. Grosset, 1963. |
|--|---|

NON-FICTION:

- | | |
|--|--|
| Braude, Michael
Broekel, Ray
Bucknall, Rixon
Burleigh, David
Burt, Olive W.

Chlad, Dorothy
Dixon, Malcolm
Dorin, Patrick C.
Fisher, Leonard E.
Gibbons, Gail
Hamilton, Russel
Hogg, Garry | Richard learns about railroading. Denison, 1969.
Trains. Children's Press, 1981.
Trains. Grosset, 1971.
Let's ride in the caboose. Follett, 1969.
The story of American railroads: and how they helped build a nation. John Day, 1969.
Stop, look and listen for trains. Children's Press, 1983.
Young engineer on the railway. Bookwright, 1982.
Yesterday's trains. Lerner, 1981.
The railroads. Holiday House, 1979.
Trains. Holiday House, 1987.
The first book of trains. Watts, 1956.
Union Pacific: the building of the first transcontinental railroad. Walker, 1967. |
|--|--|

- Holbrook, Stewart H. The golden age of railroads. Random, 1960.
- Jensen, Oliver The American Heritage history of railroads in America. American Heritage Publishing Co., 1975.
- Johnson, Enid Rails across the continent: the story of the last trans-continental railroad. Messner, 1965.
- Kalla-Bishop, Peter The golden years of trains, 1830-1920. Crescent Books, 1977.
- Kanetzke Trains and railroads. Raintree, 1988.
- Keats, E. J. John Henry. Pantheon Books, 1965.
- Langley, Andrew Let's look at trains. Bookwright Press, 1989.
- McKissack, Patricia A long hard journey. Walker & Co., c1989.
- Marshall, Ray The train. Viking, 1986.
- Masterson, V. V. The Katy Railroad and the last frontier. University Press, 1952.
- Ogburn, Charlton Railroads: the great American adventure. National Geographic Society, 1977.
- Piping down the valleys wild. Delacorte Press, 1985.
- Rowland, John Railway pioneer: the story of George Stephenson.
- American Heritage Railroads in the days of steam. American Heritage, 1960.
- Sattler, Helen R. Train whistles. Lothrop, 1985.
- Scarry, Huck Aboard a steam locomotive. Prentice-Hall, 1987.
- Weiss, Harney How to run a railroad. Crowell, 1977.
- Wellman, Paul Race to the golden spike. Houghton, 1961.
- Yepsen, Roger B. Train talk. Pantheon Books, 1983.


THIS IS A PARTIAL BIBLIOGRAPHY ONLY.

PROFESSIONAL BIBLIOGRAPHY

1. "Activities for Enhancing Literature K-1" Creative Teaching Press. Includes Freight Train by Donald Crews.
2. Amtrak travel brochure. 89 pages. Call your travel agent or Amtrak at 1-800-USA-RAIL.
3. Artistic Creations Co. 32 pre-cut forms of trains approximately *" x 11" and 32 pre-cut forms approximately 6" x 6". \$4.00 each package.
4. The Border Book, page 16.
5. "Cobblestone", May, 1980. Railroad issue.
6. Fun With Books, Evan-Moor Corp.
7. "Kidstuff", Vol. 5 Number 1. Train issue. 1307 S. Killian Drive, Lake Park, Florida 33403.
8. Library Skills Activities Kit, Center for Applied Research in Education, Inc., 1981. Page 210+.
9. "Literature and Critical Thinking, Book 1". Teacher Created Materials, 1989. Includes Little Toot and The Little Engine That Could.
10. "Literature and Critical Thinking Book 13". Teacher Created Materials, 1989. Includes The Polar Express. \$9.95.
11. "The Mailbox", primary. March/April, 1989, issue includes "Place Value Express".
12. Shapes, Etc. Mini-note pads.
13. Shapes, Etc. Super simple stencils/templates. 6 cars + engineer and RR crossing sign. Large size (10" x 14") \$5.99. Small size (6" x 6") \$2.99.
14. Teacher's Friend, May. Circus train pattern.
15. The Ties That Bind: Railroads. Kit which includes posters, John Holbird pen and ink drawings of Oklahoma train stations, skit, slide show, songs, railroad poetry, railroad badges, clip art, etc., etc., etc. Order from ODL through your PUBLIC LIBRARY.
16. "Transportation". Creative Teaching Press, 1990. Integrated activities for whole language and thematic teaching, K-1. (Theme Series) \$4.95.

(Hoover's at 4909 North May in Oklahoma City has many of these items.)

USING COLOR WORDS WITH THE TRAIN THEME:



To teach color words to kindergarten and/or first graders, enlarge each train car and cut a sample set out of different colors. (Cut one out of red and label it "red"; etc.) Make a work sheet for the students by enlarging these cars and labeling each car with a color word, and letting students color them.

Decorate your library with your sample set of cars.

