

DOCUMENT RESUME

ED 356 144

SE 053 216

TITLE Science Education in the Nation. State of the Scene.

INSTITUTION Agency for Health Care Policy and Research (DHHS/PHS), Rockville, MD.

REPORT NO AHCPR-91-0050

PUB DATE Sep 91

NOTE 39p.; Prepared for "Prologue to Action: Life Sciences Education and Science Literacy," a Public Health Service National Conference (Columbus, OH, June 16-18, 1991).

PUB TYPE Guides - General (050) -- Reports - General (140)

EDRS PRICE MF01/PC02 Plus Postage.

DESCRIPTORS \*Curriculum Development; \*Educational Change; \*Educational Improvement; Elementary Secondary Education; Excellence in Education; Reference Materials; Science Curriculum; \*Science Education; Science Instruction

ABSTRACT


This general overview of science education in the nation is intended to provide some basic information to those who are new to science education reform. It should also give those who have been active in science education additional information and perspective on the problems faced, prospects for involvement, and an indication of some of the efforts under way to reform the teaching and learning of science. This document presents statistics that depict the state of the nation's science education and discusses 19 developmental issues concerning science education. The document also contains the following sections: Glossary of Selected Terms, Key Acronyms in Science Education, Resources for Science Education, Characteristics of Good Curricula, Model Programs and Projects, Key Contact Directory, and Selected Bibliography containing over 100 references. (PR)

\*\*\*\*\*  
 \* Reproductions supplied by EDRS are the best that can be made \*  
 \* from the original document. \*  
 \*\*\*\*\*

# State of the Scene

## Science Education in the Nation

ED356144




U.S. DEPARTMENT OF EDUCATION  
Office of Educational Research and Improvement  
EDUCATIONAL RESOURCES INFORMATION  
CENTER (ERIC)

- This document has been reproduced as received from the person or organization originating it.
- Minor changes have been made to improve reproduction quality.

• Points of view or opinions stated in this document do not necessarily represent official OERI position or policy.

*"... making this land  
all that it should be."*

George Bush  
March 6, 1991



Prologue to Action: Life Sciences Education and Science Literacy



U.S. DEPARTMENT OF HEALTH AND HUMAN SERVICES  
Public Health Service  
Agency for Health Care Policy and Research

SE 053 2/6

# **State of the Scene**

## **Science Education in the Nation**

**Public Health Service National Conference**

**Prologue to Action:  
Life Sciences Education and Science Literacy  
June 16-18, 1991**

---

**U.S. Department of Health and Human Services**

Louis W. Sullivan, M.D., *Secretary*

**Public Health Service**

James O. Mason, M.D., Dr. P.H., *Assistant Secretary for Health*

## Preface

This general overview of science education in the Nation is intended to provide some basic information to those who are new to science education reform. It should also give those who have been active in science education additional information and perspective on the problems we face, the prospects for improvement, and an indication of some of the efforts under way to reform the teaching and learning of science. It is hoped that the material presented will contribute to the expanding national dialogue about how to reform and improve science education and to meet the National Education Goals.

Responding to President George Bush's call to action on the Nation's current crisis in science education, Secretary Louis W. Sullivan has directed the agencies of the U.S. Department of Health and Human Services to seek ways to get involved in the nationwide effort with emphasis on improving the quality of life sciences education. As an integral part of this new education initiative, the Public Health Service (PHS) is focusing on the need to improve levels of biomedical and behavioral sciences literacy within the broad base of the population, while attracting and retaining young people in these disciplines.

To launch this effort, PHS sponsored a national conference, "Prologue to Action: Life Sciences Education and Science Literacy," in Columbus, Ohio from June 16 to June 18, 1991. Medical and health researchers and administrators were brought together with educators in science and key people in educational reform. The primary goal of this important meeting was to develop a plan for effectively combining the substantial national scientific assets of PHS with those of other

government agencies, the private sector, universities, and schools in ways that will make a substantial difference in the quality of science education in communities across the Nation.

Although scientists and educators from all levels of education were involved and the future needs of graduate and post-graduate education were considered, the major focus was on the kindergarten through undergraduate years. Programs to strengthen the scientific literacy of the general public were also discussed to help Americans better understand scientific information relevant to treatments for illness, disease prevention, health promotion, and other critical individual and social concerns.

Conference participants gave special attention to developing action strategies in the following areas: teacher education, curriculum development, student incentives, and public awareness and science literacy. Crosscutting issues of underrepresented and underserved groups, partnerships and collaborations, and the role of people engaged in science and technology were also explored.

This booklet was intended to help inform the discussions of conference participants. The materials herein represent a synthesis of the work of many individuals and agencies, although the treatment is not purported to be comprehensive.

Allen Schmieder, U.S. Department of Education, developed the concept and provided most of the materials included in this booklet. Gerri Michael-Dyer, Agency for Health Care Policy and Research, Public Health Service, provided editorial review and production management, with the assistance of Susan Clabbers and Marlene Souder.

# Contents

Introduction .....	1
The big (numbers) picture: Selected data .....	2
Some positive signs of strength .....	5
Selected developmental issues .....	6
Glossary of selected terms .....	9
Key acronyms in science education .....	12
Resources for science education .....	15
Characteristics of good curricula .....	16
Model programs and projects .....	17
Key contact directory .....	24
Selected bibliography .....	28

# Introduction

America is facing a significant challenge in science and mathematics education as evidenced by the following:

- Declines in American student performance relative to international peers.
- Inadequate preparation and lack of current scientific knowledge among many American teachers.
- Insufficient numbers of students pursuing education and training to fill critical scientific and technical jobs.
- Underrepresentation of women, minorities, and persons with disabilities in science courses and careers.
- Low levels of scientific literacy among the American public.

In September 1989, President George Bush convened the Education Summit with the Nation's Governors and established six National Education Goals for the United States. These goals were designed to establish targets for educational achievement by the year 2000 and to serve as the framework for the national movement to improve education.

## America 2000

1. All children start school ready to learn.
2. At least 90 percent graduate from high school.
3. Students demonstrate competency in challenging subject matter including English, mathematics, science, history, and geography.
4. U.S. students lead the world in mathematics and science achievement.
5. Every adult American is literate, is able to compete in the workplace, and can exercise the rights and responsibilities of citizenship.
6. Every school is free of drugs and violence and offers a disciplined environment conducive to learning.

Education in America is a partnership effort involving Federal, State, and local governments; educators and parents; business and industry; professional associations; and community-based organizations. However, the Federal Government can play a leadership role by highlighting national problems, mobilizing national support, and funding programs that offer unique national solutions.

In addition to Federal dollars, other Federal resources can be used to support educational

improvement, including the Nation's vast network of Federal scientific laboratories, technical facilities, and expert personnel, and the science- and mathematics-related information and materials they produce. These resources, along with volunteer teaching outreach conducted by Federal employees and their contractors, have a previously unrecognized and underutilized potential for rapidly improving the basic science knowledge of American teachers and students.

## The big (numbers) picture: Selected data

Many feel that it was a set of statistics that either started or at least provided the major early propulsion for mathematics and science education reform. The most powerful numbers were those that related to the dismal performance of American students when compared with the achievement of students in other nations and those that showed that, despite a dramatic increase in spending on education over the past decade, there had been little or no gain in student achievement.

Following are data highlights and demographics that relate to various aspects of mathematics and science education. The data will be useful for persons who are not familiar with the state of science education. They will also provide backup for professional science educators to use as they go about

their most important mission: to educate America's citizens.

There is an increasing amount of reliable information about the American educational system. The selected bibliography included in this publication provides a list of up-to-date information sources on science education. The U.S. Department of Education, the National Science Foundation, and those parts of other Federal agencies concerned with science education have significantly stepped up their efforts to develop comprehensive and dependable data bases for education policymakers. No matter what the focus of a particular reform program, there are relevant data that can provide perspective about the general national condition.

- 
- Responsibility for education in the Nation rests with 57 States and Territories.
  - There are approximately 15,700 public school systems in the Nation.
  - There are an estimated 110,000 public and private schools in the Nation.
  - Approximately 46 million students were enrolled in public schools in 1989.
  - In 1989, there were 2.7 million teachers and faculty in elementary and secondary schools and 2.3 million "other" professional, administrative, and support staff.
  - Private schools enrolled 5.4 million students, who were served by approximately 300,000 teachers and 200,000 administrative and support staff.
  - In 1950, teachers made up 70 percent of staff hired by public schools; in 1988, that figure was down to 53 percent.
  - Of those students in schools, approximately 70 percent are white, 16 percent black, and 10 percent Hispanic. The teaching force is approximately 89 percent white, 7 percent black, and 4 percent Hispanic.
  - 70 percent of public and 78 percent of private school teachers are women and 48 and 55 percent, respectively, are under age 40.
  - 75 percent of public school administrators are men and 89 percent are white; in private schools, 48 percent are men, 95 percent are white.
  - The pupil-teacher ratio has declined steadily since 1970 (22.3), reaching a reported 17.2 in 1989.
  - In the 1990s, public school enrollments are projected to grow by 9 percent (from 40 to 44 million); private schools by 8 percent (from 5.2 to 5.7 million). The largest gains will be at the secondary level where a jump of 16 percent is projected for both public and private schools.
  - In the 1990s, the field of teaching will require 200,000 *new* teachers each year, yet the number of students choosing teaching as a career keeps dwindling.
  - The media-per-pupil expenditure rose from \$2,403 in 1970 to approximately \$4,500 in 1990 (28 percent increase from 1980).
  - The national average for sources of revenue for public elementary and secondary schools: Federal, 6 percent; State, 50 percent; local, 44 percent. The State-local ratio varies dramatically



across the Nation and, in recent years, the State share has been generally increasing.

- In 1985-86, there were an estimated 302,000 science and mathematics teachers for grades 7-12 (in public and private schools); 135,000 taught science/mathematics in grades 7-9, 80,000 in grades 10-12, and 87,000 in both grades 7-9 and 10-12.
- The average size of science and mathematics classes is approximately 23 students.
- The average number of science and mathematics courses completed by high school graduates increased substantially between 1982 and 1987; the mean number of science courses rose from 2.2 to 2.6 and mathematics from 2.5 to 3.0.
- The President's fiscal year 1992 budget proposes to invest \$1.94 billion in mathematics and science education programs. This represents an increase of \$225 million, or 13 percent, over the fiscal year 1991 funding level for these programs.

*Precollege:* \$660 million  
Increase over FY 1991: \$146 million  
(+28 percent)

*Undergraduate:* \$477 million  
Increase over FY 1991: \$60 million  
(+14 percent)

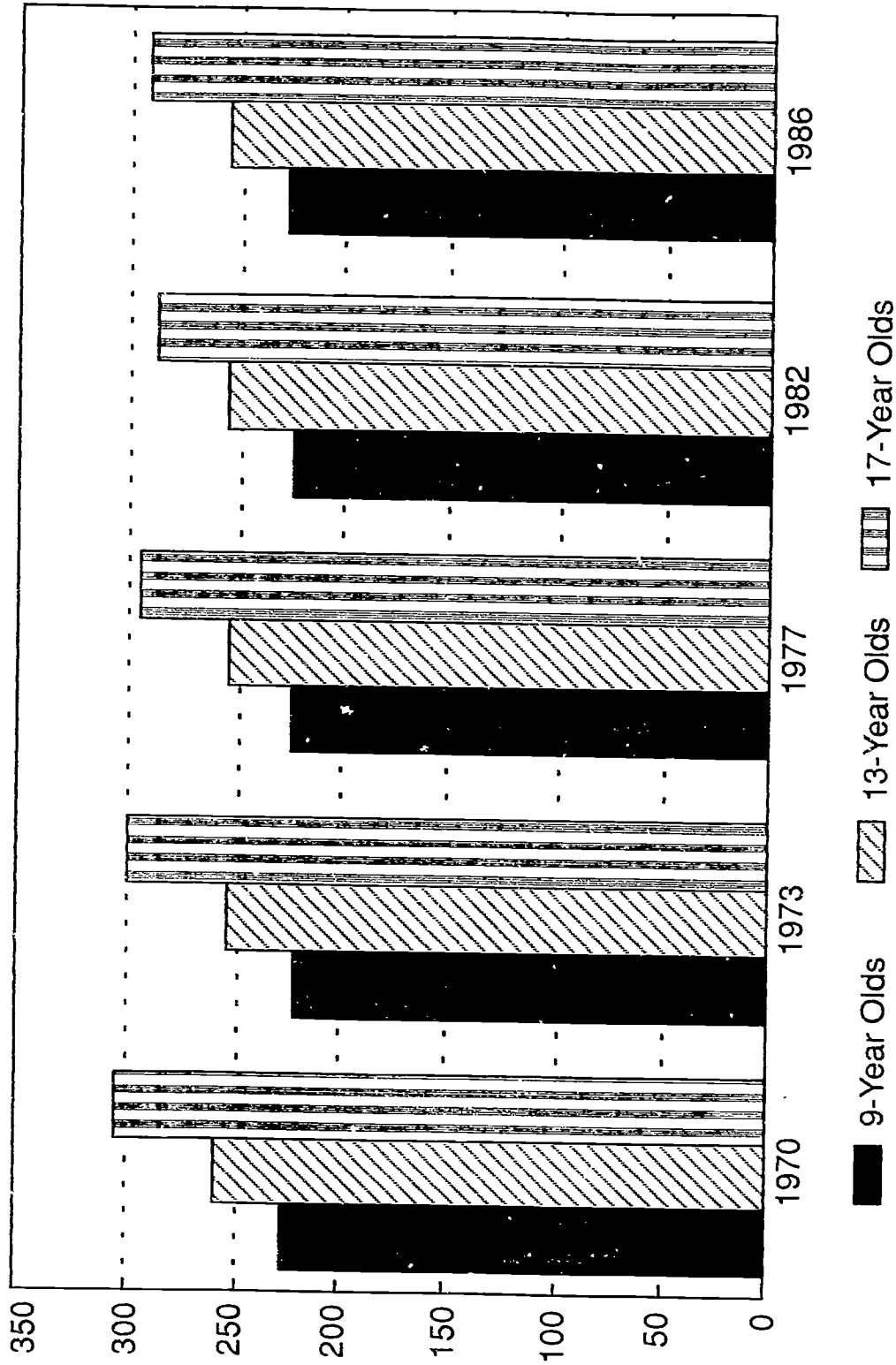
*Graduate:* \$803 million  
Increase over FY 1991: \$19 million  
(+2 percent)

- In 1990, blacks comprised 12 percent of the Nation's population, 2 percent of its scientists and engineers. Hispanics comprised 9 percent of the Nation's population, 2 percent of its scientists and engineers. Asian Americans comprised 2 percent of the Nation's population, 4 percent of its scientists and engineers. Native Americans comprised 0.6 percent of the Nation's population, 0.5 percent of its scientists and engineers. Women comprised 51 percent of the Nation's

population, 11 percent of its scientists and engineers. Disabled Americans comprised 9 percent of the Nation's population, .0004 percent of its scientists and engineers.

- By the time children are in the seventh grade, fully half declare no interest in science. At the other end of the science pipeline, only six of every 4,000 seventh graders (five men and one woman) will ultimately receive a Ph.D. in science or engineering.
- Today, only 8 percent of bachelor's degrees in science and engineering are awarded to blacks and Hispanics (20.2 percent of the total population combined); together, these minorities currently earn only 4 percent of all science and engineering Ph.D.s.
- In a recent international science achievement survey that compared students in the United States and 15 other nations, American high school seniors scored among the bottom fourth on calculus and algebra achievement tests. Among seniors studying "advanced placement" biology, Americans placed dead last out of 13 nations.
- According to teacher self-assessments in 1985, 82 percent of grade K-6 teachers felt well qualified to teach reading, 67 percent to teach mathematics, only 27 percent to teach life science and only 15 percent, in each case, to teach physical and earth/space science.
- Performance differences among students from different geographic areas are substantial. Rural and urban elementary science classes are nearly twice as likely as suburban science classes to take place in a classroom with no science facilities.
- Although Americans have universal access to education and broad access to information, the state of American public scientific literacy is distressing. In one recent study, half the adults questioned did not know that it took one year for the Earth to orbit the Sun.

# Achievement Scores in Science



SOURCE: National Center for Education Statistics: 1986 Education Indicators.

## Some positive signs of strength

- The President and Governors are working together as never before to reform and improve American education generally and science and mathematics specifically.
- The mathematics and science educational communities are working together in unprecedented ways to develop reformed and improved curricula and related evaluation and teacher training programs.
- Despite concerns that the United States is losing its competitive edge in science and engineering, the Nation is still acknowledged to lead the world in such critical enterprises as agriculture, medicine, aerospace, computer and related technologies, cosmology, oceanography, and military technology.
- Our research and development effort in science remains the largest and strongest in the world.
- The American public believes in the benefits of science and technology, and polls consistently show that Americans are willing to invest more money in education if a good case can be made for increased support.
- American graduate education remains the best in the world, with large numbers of foreign students coming here to study.
- Our teachers are among the best educated in the world: 51 percent have a masters or specialist degree and 1 percent have doctorates. A significant percentage of those without a graduate degree have an equivalent number of graduate credits, gained through approved merit programs.
- The Nation has recognized that women, minorities, and those with disabilities must be brought into science and engineering in much larger numbers, and a high priority is given to these groups in most new science education initiatives.
- Both course requirements and enrollments in science education in the Nation's schools have increased significantly over the past 10 years. The enrollment of blacks and Hispanics has increased in most science courses.
- In 1950, barely half (53 percent) of 25-29 year olds had completed high school, whereas in 1988, the figure had climbed to 86 percent. The increase was even more dramatic for minority youth, jumping from 24 percent to 82 percent in 1988. In 1950, only 8 percent of students completed four years of college, by 1988, the rate had increased to 23 percent.
- In 1990, 90 percent of all high school seniors rated the value of education first among a list of 10 major social issues that included environmental concerns, politics, and money.
- The number of schools and students having access to the Nation's cutting-edge researchers and research facilities in science (including supercomputers), is increasing each year.
- A recent study by the National Center for Education Statistics revealed that a remarkably high percentage of younger American students use computers in school: kindergarten, 20 percent; grades 1-8, 54 percent.
- Since 1980, the number of Americans employed in science and engineering has risen twice as fast as employment in general.

## Selected developmental issues

Although different individuals, groups, organizations, or agencies currently involved in the reform of science education may compose lists of developmental issues that may be longer, shorter, or somewhat different from that presented below, there would be substantial overlap. The following were essentially drawn from a synthesizing of the major problems and issues that were included in the national studies and reports that are listed in the selected bibliography of this publication.

It was not possible to closely examine all of the seminal publications on mathematics and science education produced over the past several years, but a significant percentage of them were studied in composing this set of issues. Since the main purpose of the list is to quickly orient those who are new to science education reform and to stimulate rich discussions among all those now engaged in finding ways to strengthen science and mathematics education, a range of issues is presented.

- 
- *Lack of National Consensus on Need, and Low Science Literacy Among the Electorate.* There is a lack of national consensus in support of relevant, coherent science education at all levels.
  - *Low Science Literacy Among the Nation's Electorate.* The American public is generally scientifically illiterate (estimates run as high as 94 percent).
  - *Underrepresentation of Women, Minorities, and the Disabled.* The underrepresentation of women, minorities, and persons with disabilities in science, mathematics, and engineering has implications for science education policy formulation at all levels. Unless programs are developed to attract and retain more women, minorities, and persons with disabilities into science, mathematics, and engineering (an estimated 85 percent will have to come from these groups), the Nation will not be able to meet its technical personnel needs into the next century. The need for more attention to the cultural diversity of the Nation becomes even more urgent as that diversity increases—in 1990, 33 percent of the Nation's school population were minorities, in the year 2000, it will be 40 percent.
  - *Low Student Performance.* There has been a decline in American student performance in mathematics and science relative to international peers. In recent international competitions in mathematics and science, American students at the 5th, 9th, and 12th grade levels performed poorly in comparison with industrialized nations and even some third world countries.
  - *Insufficient College Enrollments.* There are insufficient numbers of students pursuing careers in science and mathematics teaching. Generally, there are insufficient numbers of students pursuing most careers in science and technology—both at the undergraduate and graduate levels.
  - *Poor College Preparation of Teachers.* The precollege preparation of mathematics and science teachers is generally inadequate and not well related to the unique demands of teaching in the schools—especially in urban and rural areas and the new technologies. There is a dearth of information about what makes science teacher education programs effective.
  - *Many Teachers are Mathematics and Science Avoiders or Teaching Out of Certification.* Teachers at all levels of schooling are generally inadequately prepared to teach science and mathematics. The problem is most serious at the elementary school level where the majority of teachers are themselves mathematics and science “avoiders.” At the secondary level, many teachers are teaching out of general certification (e.g., an English teacher is teaching biology) or out of science certification (e.g., a biology teacher is teaching physics). Even those prepared to teach science are often out of date and in need of extensive retraining.
  - *Teaching Conditions Poor.* The environmental conditions (facilities/equipment/materials) for teaching science and mathematics are generally outdated and inadequate at the secondary school level and nonexistent at the elementary school level.

- *Inservice Education Generally Inadequate.* Although a recent national survey of the Eisenhower Mathematics and Science Education Program indicated that inservice education was the most urgent need of mathematics and science teachers, such education is generally sporadic, very short term, and often not related to the most urgent needs of the teachers.
- *Elementary Education Action Still Far Too Low.* Substantial exposure to science usually does not begin early enough in the schools, and what is offered is generally of poor quality. Recent studies indicate that the majority of students become mathematics and science avoiders before they leave elementary school, and a recent nationwide needs assessment conducted for the Eisenhower Mathematics and Science Education Program indicated that approximately two-thirds of the States and two-thirds of the local educational agencies rated improvement in mathematics and science education as their most urgent need. Yet the overwhelming majority of reform and improvement programs in mathematics and science are still directed at secondary education. At this level, there is also a critical shortage of science education materials and equipment, especially in schools with the greatest need, i.e., those located in inner cities and rural areas.
- *Serious Teacher Shortages Ahead.* Serious shortages of science and mathematics teachers are already beginning to occur in certain cities and regions of the Nation. These shortages will become severe as more and more teachers in mathematics and science leave teaching for the private sector, retirements accelerate in the 1990s, and increasing school enrollments (especially in high school) and increasing course requirements (at all levels) will require increased numbers of teachers in mathematics and science.
- *State and Local Roles In Educational Reform Need Strengthening.* Although State and local governments have the responsibility for education (and educational quality) in the United States, many reform programs and plans do not place a major emphasis at those levels. With the increasing participation of the Governors in educational reform, this problem could diminish.
- *Integration of the New Technologies Generally Slow and Insufficient.* Although mathematics and science lend themselves well to the use of new technologies, and effective use of new technologies is an increasingly critical skill in the workplace, most mathematics and science instruction in the Nation is still not based on new technologies in computing, television, etc. Further, the programs that best use new technologies in mathematics and science education are generally not in those schools and school systems for which the need for new recruits in mathematics and science is most urgent.
- *Need for Cohesive Approach in Research and Development.* U.S. investment in research and development in mathematics and science (as well as in science and technology generally) has historically been the highest in the world. However, research studies are fragmented and there is no systematic plan for developing a comprehensive knowledge base about mathematics and science education. Although there are some excellent ongoing research studies, they generally focus on a particular problem or element within science education.
- *The School Curriculum Still Based Upon Textbooks, Which Are Being "Dumbed Down."* Even with the rapidly increasing potential of the new technologies in instruction and the accelerating rate of change in knowledge that requires that curriculum and teaching approaches be continuously changed, the majority of American classrooms are textbook focused. In most classrooms in America, the textbook still defines the curriculum. To make matters worse, with an increasing number of States requiring State adoptions of textbooks, experts have concluded that the quality of textbooks is declining, because publishers appeal to the most common denominator.

- *Standardized Tests are the Primary Means of Measuring Success.* In addition to the important criticism that standardized tests cannot account for the remarkable cultural and geographic differences across this Nation, the high importance given to these tests results in several other adverse outcomes. Much of the curriculum is driven by the content (or estimated content) of standardized tests, which do not fairly measure the success of either individuals or programs. There is also the hypocrisy of a system that advocates the importance of self concept and success for all on the one hand, and on the other, measures success on the basis of test scores. It is also important to note that most testing is still done by pencil and paper even though there is now the capacity to use interactive media to effectively determine how individual students make decisions and solve problems.
- *International Image and Competition Are Driving Force Behind Need for Improved Mathematics and Science Education.* Almost 100 percent of the rhetoric driving the need for improved mathematics and science argues that we must do better if we are to remain competitive internationally. Reform efforts would be more encompassing and possibly more successful if they were based on the assumption that *all students and all Americans* would benefit from knowing more about science and mathematics—their lives would be richer, they would make better political decisions, and the pool from which to draw science specialists would be dramatically enlarged.
- *Gap Between Education and Work Still Great.* Despite efforts over the past decade to develop partnerships between education and business and industry and to narrow the gap between education and the world of work, there is still a substantial isolation between what happens in schools and the most urgent needs of business and industry. New kinds of partnerships are needed, in which whole communities, including business and industry, work continuously and systematically with schools to raise the quality of life and education in those communities.
- *The Assessment and Evaluation of Science Education Does Not Have A High Priority.* There are few systems available for assessing and evaluating existing science curricula. One of the outcomes is that many science programs are being reformed without any comprehensive and articulate information about what the “old” program or its shortcomings are. There is a need for more “independent” assessment and evaluation of programs and practices in mathematics and science education.

## Glossary of selected terms

### *Alternative Certification*

Alternate routes (to the traditional route of an undergraduate education degree, including student teaching) for individuals to become certified teachers and principals.

### *America 2000: An Education Strategy*

An action plan to move America toward the six national education goals by assuring accountability in today's schools, unleashing America's genius to jump-start a new generation of American schools, transforming a "Nation at Risk" into a "Nation of Students," and nurturing the family and community values essential to personal responsibility, strong schools, and sound education for all children.

### *American Achievement Tests*

A voluntary, nationwide examination system, based on the five core subjects (including mathematics and science) at the fourth, eighth, and twelfth grades, tied to the New World Standards.

### *Career Ladder*

A system of teaching level and pay differentiation, somewhat akin to that used in higher education (instructor, assistant professor, etc.), proposed by educational reformers and used in some cities and States to encourage teaching excellence and increased professional development. Each higher level carries greater authority and responsibility.

### *Catalog of Federal Domestic Assistance (CFDA)*

Published by the Office of Management and Budget (OMB) and updated with looseleaf additions, this catalog describes all Federal programs that distribute funds to States, private sector, nonprofit, and profit-making organizations, and individuals. The CFDA is available in most major libraries or by subscription from the Superintendent of Documents, Government Printing Office, Washington, DC 20402, telephone (202) 783-3238.

### *Commerce Business Daily*

A publication issued every weekday by the U.S. Department of Commerce, listing all Federal Procurement Invitations. This publication is available in most major libraries or by subscription from the Superintendent of Documents, Government Printing Office, Washington, DC 20402, telephone (202) 783-3238.

### *ERIC (Educational Research Information Center/s) Clearinghouses*

A system of national educational information centers on topics of high national importance, administered by the U.S. Department of Education. All centers can be accessed directly or through local libraries. A center on mathematics, science, and environmental education is located at The Ohio State University and a center on educational technology is located at Syracuse University.

### *Eisenhower National Mathematics and Science Education Program*

Administered by the U.S. Department of Education to support innovative mathematics and science projects of national significance. Provides support for development, demonstration, and technical assistance projects and helps expand the effect of national reform efforts in mathematics and science. Emphasizes whole-school reform in mathematics and science, and uses funds to leverage Federal, State, and local funding, when possible.

### *Eisenhower Mathematics and Science Education State Grants*

Administered by the U.S. Department of Education to provide assistance to State educational agencies, local educational agencies, and institutions of higher education to improve the teaching and instruction in mathematics and science and increase access to that instruction. Most funds are channelled to school districts on a formula basis; the remainder are used by States for discretionary projects.

### *Federal Coordinating Council for Science, Engineering, and Technology*

A Council set up by the Assistant to the President for Science and Technology, Office of Science and Technology Policy in the White House, to pursue ways to more effectively coordinate Federal programs and initiatives in science, engineering, and technology.

### *Federal Register*

A publication issued every weekday by the National Archives and Records Administration listing all Federal agency regulations and legal notices, including details of all Federal grant competitions. This publication is available in most major libraries and by subscription from the Superintendent of Documents, Government Printing Office, Washington, DC 20402, telephone (202) 783-3238.

### *Federal Role In Education*

Education in America is a partnership effort involving Federal, State, and local governments; educators and parents; business and industry; professional associations; and community-based organizations. The Federal Government, as a user and patron of a large segment of the Nation's scientific and technical workforce, has a direct stake in the quality of mathematics and science education. Although only approximately 6 percent of the total spending for elementary and secondary education comes from Federal sources, the Federal Government can play a leadership role by ensuring equal educational opportunity, highlighting national problems, mobilizing national support, providing support for research and development in critical areas, supporting assessment of and providing the Nation with information on the status of education, and funding programs that offer unique national solutions.

### *Governors' Academies for School Leaders*

State or regional academies launched with Federal seed money that train principals and other school leaders in the design and execution of school improvement strategies, accountability mechanisms, and school-site management.

### *Governors' Academies for Teachers*

Academies, established in every State with Federal seed money, for teachers of the five core subjects (including mathematics and science) to ensure that they possess the knowledge and skills they need to help students attain the New World Standards and pass the American Achievement Tests.

### *Merit Pay*

A system proposed by some educational reformers and experimented with in some school systems in which special pay is given to teachers who either teach subjects with shortages (e.g., mathematics and science), teach in unusual places or circumstances, and/or who perform at high levels.

### *National Assessment of Educational Progress*

A periodic national assessment of student achievement, especially targeted at the fourth, eighth, and twelfth grades, financed by the U.S. Department of Education and developed and conducted by the Education Testing Service. The purpose of the assessment is to provide the Nation and education policymakers with both a current and historical measure of the relative success of students and schools in certain core subjects.

### *National Center for Education Statistics*

A Center within the U. S. Department of Education that is charged with collecting, analyzing, and disseminating current information about the Nation's educational system. The Center produces a large number of reports on the nature and health of American education, including annual reports on the *Condition of Education* (separate volumes on elementary and secondary, and postsecondary), *Youth Indicators*, and *Digest of Education Statistics*. Examples of recent special topic reports are *The American Eighth Grader* and *Federal Support for Education: Fiscal Years 1980 to 1989*.

### *National Diffusion Network*

The National Diffusion Network (NDN) is a federally funded system administered by the U. S. Department of Education that makes exemplary (validated) educational programs available for adoption by schools, colleges, and other institutions.

### *National Education Goals*

Following the 1989 Education Summit, the President and Governors established six national goals for improving education in the United States.

### *National Educational Research and Development Centers*

Twenty-five university-based centers supported by the Office of Educational Research in the U.S. Department of Education that are directed at strengthening student learning in the Nation. The centers conduct research on topics that will help policymakers, practitioners, and parents meet the National Education Goals. In addition to addressing specific topics, all of the centers also give some attention to children at risk. The centers include a center on science at The Ohio State University, a center on mathematics at the University of Wisconsin, and a center on technology at Bank Street College.

### *National Science Scholars Program*

Authorized by the Excellence Act of 1990, which was signed into law on November 16, 1990, and administered by the U.S. Department of Education. This program is specifically designed to provide student incentives and current provides scholarships of up to \$5,000 to graduating high school students who have excelled in science, mathematics, and engineering.



### *National Science Foundation*

Initiates and supports education programs in virtually all fields of science and engineering, at all education levels. Comprises nearly one-quarter of the total Federal education effort in mathematics and science. Its precollege programs, in both the formal and informal arena, lead other agencies in the support of curriculum development and organization reform; its teacher preparation and enhancement programs are second in scope only to those of the U.S. Department of Education.

### *National Science Resources Center*

Jointly sponsored by the Smithsonian Institution and the National Academy of Sciences to improve the teaching of science and mathematics in the Nation's schools. Disseminates information about effective science and mathematics teaching resources, develops "hands-on" curriculum materials, and sponsors outreach and leadership-development activities. The first priority of the Center is improving science teaching in elementary schools. It offers a comprehensive resource collection and computer information data base of elementary science curriculum materials and an annotated elementary science resource guide. A network of 6,000 scientists and science educators has been created to work with the Center on improving the teaching of science in elementary schools.

### *New World Standards*

Standards being developed in conjunction with the National Education Goals Panel. These New World Standards—for each of the five core subjects (including mathematics and science)—will represent what young Americans need to know and be able to do if they are to live and work successfully in today's world.

### *Regional Educational Laboratories*

Educational laboratories set up in each of the U.S. Department of Education's 10 regional areas to help educators and policymakers solve pressing education problems in their schools. Using the best available information and the experience and expertise of professionals, the laboratories identify solutions to education problems, try new approaches, furnish research results and publications, and provide training to teachers and administrators.

### *School Choice*

A process in a local or State educational system in which parents and students can choose the school to attend. Generally, their decisions would be based on quality factors rather than on geographic location. In most pilot choice programs, parents and students can choose among both public and private schools.

### *Science Education Partnership Award*

A grant program initiated in fiscal year 1991 by the Alcohol, Drug Abuse, and Mental Health Administration and the National Institutes of Health to encourage development of model projects on health-related science that contribute to science education at the K-12 levels and the general scientific literacy of the public. Projects for school children should convey the scientific process in a way that engenders enthusiasm for science. Projects for the general population should help increase knowledge of scientific terms, concepts, and reasoning and ability to understand scientific public policy issues. Priority is being given to projects that are innovative, have potential for replication and widespread use, and build on existing science education programs.

### *Targeted Federal Program in Mathematics and Science Education*

A Federal program in mathematics and science education that is totally directed at improving and reforming mathematics and science education, e.g., the Eisenhower National Mathematics and Science Education Program.

## Key acronyms in science education

Following is a list of acronyms that relate to mathematics and science education reform, with a special emphasis on Federal programs and activities and major life science initiatives.

AAAS	American Association for the Advancement of Science
AACTE	American Association of Colleges of Teacher Education
AAG	Association of American Geographers
AAPT	American Association of Physics Teachers
AASA	American Association of School Administrators
ACS	American Chemical Society
ADAMHA	Alcohol, Drug Abuse and Mental Health Administration
AFT	American Federation of Teachers
AHCPR	Agency for Health Care Policy and Research
AHEC	Area Health Education Centers
AIBS	American Institute of Biological Sciences
AIMS	Activities to Integrate Math and Science
AISES	American Indian Science and Engineering Society
APA	American Psychological Society
ASCD	Association of Supervision and Curriculum Development
ASM	Association of Supervisors of Mathematics
ASSM	Association of State Supervisors of Mathematics
ASTC	Association of Science-Technology Centers
ATE	Association of Teacher Educators
BEST	Biology and Earth Science Teaching
BIA	Bureau of Indian Affairs
BSCS	Biological Sciences Curriculum Study
CCSSO	Council of Chief State School Officers
CDC	Centers for Disease Control
CEHR	Committee on Education and Human Resources
COMETS	Career Oriented Modules to Explore Topics in Science
DASH	Developmental Approaches in Science and Health
DHHS	U. S. Department of Health and Human Services
DOE	U. S. Department of Energy
DOI	U. S. Department of the Interior
ED	U. S. Department of Education
ECS	Education Commission of the States
EPA	Environmental Protection Agency
ERIC	Educational Research and Information Centers
ESEA	Elementary and Secondary Education Act
ETS	Education Testing Service
FASE	Foundation for Advancements in Science and Education
FCCSET	Federal Coordinating Council for Science, Engineering, and Technology
FDA	Food and Drug Administration

FIE	Fund for Innovation in Education
FIRST	Fund for the Improvement and Reform of Schools and Teaching
GEM	National Consortium for Graduate Degrees in Engineering
GEMS	Great Explorations in Mathematics and Science
HCOP	Health Professions Career Opportunity Program
HRSA	Health Resources and Services Administration
HSB	High School and Beyond Study of Class of 72 (ED)
IHS	Indian Health Service
JETS	Junior Engineering Technical Society
LEA	Local Educational Agency
MAPS	Math Achievement Through Problem Solving
MARC	Minority Access to Research Careers
MESA	Mathematics, Engineering, Science Achievement, Inc.
MHSSRA	Minority High School Student Research Apprentice Program
MSEB	Mathematical Sciences Education Board
MSIP	Minority Science Improvement Program
NABT	National Association of Biology Teachers
NACME	National Action Council for Minorities in Engineering
NAEP	National Assessment of Educational Progress
NAS	National Academy of Sciences
NAIS	National Association of Independent Schools
NARST	National Association of Research on Science Teaching
NASA	National Aeronautics and Space Administration
NASBE	National Association of State Boards of Education
NCATE	National Council for Accreditation of Teacher Education
NCES	National Center for Education Statistics
NCGE	National Council for Geographic Education
NCTM	National Council for Teachers of Mathematics
NDN	National Diffusion Network
NEA	National Education Association
NGA	National Governors Association
NIH	National Institutes of Health
NRC	National Research Council
NSBA	National School Boards Association
NSRC	National Science Resources Center
NSTA	National Science Teachers Association
NSB	National Sciences Board
NSF	National Science Foundation
NSSA	National Science Supervisors Association
OTA	Office of Technology Assessment (Congress)
PALS	Public Academic Linkages
PHS	Public Health Service
PSInet	Science and Mathematics State Electronic Network
SAHE	State Agency for Higher Education
SEA	State Educational Agency

SECME	Southeastern Consortium for Minorities in Engineering
SEPA	Science Education Partnership Award
SHARP	Summer High School Apprenticeship Program
SSC	Scope, Sequence, and Coordination (Project)
SSSA	State Science Supervisors Association
UMC	Urban Mathematics Collaboratives

## Resources for science education

Funding support and potential support for educational change is higher than ever. Private philanthropy is now well over \$100 billion per year, and the value of volunteered time (a major new thrust in science education reform) in America is also now well over \$100 billion per year. A recent study by the U.S. Department of Education showed the annual Federal investment in education to be close to \$60 billion per year—with over half of that total being spent by agencies other than the U.S. Department of Education and the National Science Foundation.

This remarkable fact probably reflects the growing importance of education in American society and the increasing connection between education and business and industry. It may also be one of the strongest pieces of evidence that one could give regarding the close connection that is being drawn between the quality of American education and the quality of the Nation's competitiveness in the world arena. There is a double message to program reformers in science education: (1) almost every Federal agency is involved in educational reform in one way or another and is a potential source of information and/or funding; and (2) real reform must be based on a broad perspective, including goals that relate to the missions of many government agencies at the national, State, and local levels.

Many Federal agencies, including the mission agencies, have programs in science education. Those programs are described in the publication *By the Year 2000: First in the World*, which was published in February 1991 by the FCCSET Committee on

Education and Human Resources. This report provides information on the many Federal programs that are intended to improve the teaching and learning of science in the United States.

The FCCSET Committee did an excellent job of summarizing the programs and expenditures of the Federal agencies currently most involved in supporting mathematics and science education. It should be pointed out, however, that this effort was the first in history to effectively identify and articulate mathematics and science education programs across all Federal agencies. It was a pioneering effort at laying the foundation for more effective coordination and cooperation across the Government and the Nation.

It was a very challenging task to determine how to best define and estimate program activities directed at mathematics and science education. Some programs are totally directed at those subjects, others have general goals that include mathematics and science, and still others are not totally directed at mathematics and science but have discrete mathematics and science elements. Some programs support the improvement of formal education, others informal education. Some agencies and programs collect discrete data relating to particular emphases within programs, others do not. Suffice it to say that this pioneering effort was courageous and monumental, but it must be taken as a first edition of what should become an increasingly accurate annual summary of the state of Federal support of mathematics and science education.

## Characteristics of good curricula

During the last 5 years, an enormous amount of professional work has gone into detailing what American young people should know and be able to do in order to be educated, productive, and healthy adults. All the national content area reports—in English, science, mathematics, reading, social studies, art, foreign languages, history, and the rest—abound in powerful, practical ideas about what American students should learn and how they should learn it.

Almost all of the reports call, in various ways and using various terms, for:

- Higher expectations and standards for all students, not just the college bound; more challenging and interesting content for everyone, based on the assumption that all students can learn whatever they are motivated to learn and when they are given adequate opportunities to learn.
- More responsiveness to the diverse needs of an increasingly diverse student body.
- More active learning for students and less passivity; more hands-on, direct opportunities to “make meaning” with language, science, mathematics, writing, etc., and fewer remote, irrelevant, or concocted educational experiences; more primary sources, original documents, “real life” contexts.
- More small-group learning for students and less isolated learning; more time spent working together democratically, as people do in real work and civic situations, and less time spent in competitive learning environments.

These general recommendations are derived from a report on the First National Curriculum Congress, 1990.

- More authentic performance assessment of students and educators and less emphasis on standardized testing; more accountability for robust learning experiences and a lot less for test scores.
- More critical and creative thinking and problem solving for students and less emphasis on rote knowledge, drill, and memorization.
- More learning for understanding and less learning for grades or scores; more learning how to learn throughout life.
- More organization of time around student learning, less organization of time around adult or bureaucratic needs.
- More diverse kinds of teaching and learning opportunities in order to accomplish the above goals.

It should be stressed that these common themes emerge in each case from concern that students be solidly grounded in the facts, essential knowledge, and modes of operation central to each discipline. Fundamental knowledge has not been displaced by concern with processes; rather, new and more powerful processes of learning and teaching have come to be seen as critical if all students are to master a more challenging curriculum.

# Model programs and projects

Following are brief descriptions of national educational reform efforts in science and mathematics as well as selected projects that represent exemplary curricula and innovative approaches to teaching

science and mathematics and involving teachers, students, parents, and the community in the excitement of science and its relevance to today's world.

## Project 2061

*American Association for the Advancement of Science*

This project has a three-phase plan for purposeful and sustained action to contribute to the reform of education in science, mathematics, and technology. Phase I, essentially completed, focused on the substance of scientific literacy by identifying the knowledge, skills, and attitudes all students should acquire from their school experience kindergarten through high school. This resulted in an overview report *Science for All Americans* published in 1989. Phase II involves teams of educators and scientists developing alternative curriculum models for use in school districts and States. This also includes drawing up blueprints for reform related to the education of teachers, materials and technologies for teaching, testing, the organization of schooling, educational policies, and educational research. Phase III will be a widespread collaborative effort, lasting a decade or longer, in which many groups active in educational reform will use their resources to move the Nation toward scientific literacy.

Contact: James Rutherford  
1333 H Street, N.W.  
Washington, D.C. 20005  
(202) 326-6627

## Curriculum and Evaluation Standards for School Mathematics

*National Council of Teachers of Mathematics*

Launched in 1989 to reform the learning situation in mathematics, the *Standards* were written to respond to five important needs: (1) a knowledge of mathematics that lasts and develops, (2) an informed electorate, (3) mathematically literate workers, (4) opportunity for all students, and (5) problem-solving skills that serve lifelong learning. The Council created a list of 40 curriculum standards divided into

three grade-level groups: K-4, 5-8, and 9-12. The *Standards* specify elements of good mathematics programs, such as problem solving, communicating, reasoning, and approaching the field as a unified whole while learning specific concepts and procedures. However, they neither list grade-level topics nor suggest hierarchies, allowing accommodations to individual needs. Assessment standards were also developed to guide teachers and administrators in evaluating curricula, improving instruction, testing students, and assessing the program. Standards for teaching mathematics are also being developed. The council plans and supports materials and conferences for professional development; creates videotapes, books, and other materials; supports school-based research projects; and studies and assesses the use of calculators in mathematics classrooms.

Contact: James Gates  
1906 Association Drive  
Reston, VA 22091  
(703) 620-9840

## Mathematical Sciences Education Board

*National Research Council*

The Board was established in 1985 to provide a continuing national overview and assessment capability for mathematics education. There was concern for the quality of this education because mathematics is the foundation for science, engineering, and the U.S. technical enterprise and is increasingly a significant factor in determining the strength of the Nation's work force and the opportunities open to individuals. Support is provided for six major activities: (1) leadership of continuing efforts to improve mathematical sciences education nationally, (2) coordination among existing mathematics education projects, (3) service to localities and States through assistance in determining curricular goals and higher standards for all students

and improving teacher preparation, (4) recommendations of ways to strengthen weak parts of the infrastructure of mathematics education, (5) information to increase public understanding of the rapidly changing missions and character of the mathematical sciences, and (6) advice to Federal, State, and local agencies on long-range goals and needs in mathematical sciences education. Major focus areas are curriculum and instruction, student assessment, the teaching profession, outreach and impact, and minorities issues. The Board constitutes a unique coalition of mathematics teachers and supervisors, college and university mathematicians, educational administrators, parents, and representatives of government and business.

Contact: Ray C. Shiflett  
818 Connecticut Avenue, N.W.  
Suite 500  
Washington, DC 20006  
(202) 334-3294

### **Scope, Sequence, and Coordination of Secondary School Science**

*National Science Teachers Association*

This project is a major reform of science education at the secondary level. Its fundamental goal is to make each of the basic sciences understandable and enjoyable for all students. It represents a radical departure from the normal pattern of secondary science instruction, the traditional "layer cake" curriculum of discrete disciplines. Rather, it advocates carefully sequenced, well-coordinated instruction of all the sciences, with students studying science every year for 6 years. Learning is developed through direct hands-on experiences first, and terminology, symbols, and equations later. Fewer topics are taught and spaced over several years to provide greater depth of understanding. The concepts of science are built on repeated experiences in different contexts, with science applied to personal and societal problems. The project also emphasizes the interdependence of the sciences and how they fit together as part of a larger body of knowledge.

Contact: Bill G. Aldridge  
1742 Connecticut Avenue, N.W.  
Washington, DC 20009  
(202) 328-5800

### **Interactive Video Disc Assessment of Student Performance in Scope, Sequence, and Coordination Reform Programs**

*National Science Teachers Association*

The National Science Teachers Association is developing, disseminating, and evaluating student assessments, based on performance, through the technology of interactive optical disks. The assessments are being developed in cooperation with the Educational Testing Service and American Interactive Media and will be administered to students in test site schools that are implementing the Project on Scope, Sequence, and Coordination of Secondary School Science in the 1990-91 school year. These include students in selected schools in the Houston Independent School District and in the State of California. Several additional trial sites will implement the reform program in 1991-92 and become recipients of the computer-based assessments. Assessment results compared with test samples of control student populations (those advancing through the traditional "layer cake" science curriculum) will indicate relative success or failure of the reform effort. The prototype interactive video disc assessment will measure student performance in 7th grade earth/space science, biology, chemistry, and physics. The assessment will be field tested in the spring of 1992. The 7th grade prototype will form the basis for future test development in successive grade levels.

Contact: Marily DeWall  
1742 Connecticut Avenue, N.W.  
Washington, DC 20009  
(202) 328-5800

### **Science and Technology for Children Project**

*National Academy of Sciences*

The National Science Resources Center at the Smithsonian Institution has initiated this unique elementary science materials project to develop a set of activity-centered science units for grades 1-6 that are focused on important topics in life science, physical science, earth science, and technology. Study units are designed to make use of kits of inexpensive apparatuses that school systems themselves can assemble and maintain, and to make science teaching more manageable for elementary school teachers by linking instruction in science with



other subjects in the elementary school curriculum, such as reading, writing, and mathematics. Study units provide opportunities for children to work directly with electrical circuits, pendulums, chemical substances, microscopes, rocks and minerals, plants, and other organisms. These hands-on experiences will help children to learn not only scientific concepts, but also mathematical problem-solving and higher-order thinking skills.

Contact: Douglas Lapp  
210 Constitution Avenue, N.W.  
Washington, DC 20418  
(202) 357-2555

### **Science for Life and Living: Integrating Science, Technology, and Health**

#### *Biological Sciences Curriculum Study*

This comprehensive K-6 curriculum focuses on science as a way of knowing, technology as a way of doing, and health as a way of behaving. This program incorporates a contemporary instructional model, engaging hands-on activities, cooperative learning, and a strong emphasis on oral and written communications. The curriculum encourages children and teachers to use a variety of methods as they construct their own understanding of the world. The program concentrates on a few major concepts and skills that are common to the three disciplines of science, technology, and health. By focusing on depth rather than breadth of knowledge, the students are allowed the time and opportunities they need to develop a richer and more meaningful interpretation of the world. The project will produce a teacher's edition and student's text for each grade level, an implementation guide, and supplemental materials designed to help busy teachers incorporate science studies into the other basic subjects of reading, writing, and mathematics. The complete program will be available from Kendall/Hunt Publishing Company. Science Kit, Inc. will supply the hands-on materials for each grade level of the program.

Contact: Rodger W. Bybee  
830 North Tejon Street  
Suite 405  
Colorado Springs, CO 80903  
(719) 578-1136

### **Super Science: A Mass Media Program**

*Scholastic, Inc.*

This project has launched two classroom science magazines, one for grades 1-3, another for grades 4-6, with a companion series of computer-disk materials. It stresses hands-on and inquiry activities that mix science with reading, math, and social studies. The science and technology skills and know-how that students will need as consumers, workers, and citizens are important to the development of the project. The magazines have teachers' guides and a special periodical for early grade teachers. The project's staff used a three-part, team-support effort to develop Super Science. A panel of leaders in science education served as advisors and consultants. Administrators and teachers in nine ethnically diverse districts nationwide helped formulate the scope and sequence plan for the magazines and software and tested materials for class practicality. The Triangle Coalition for Science and Technology Education is providing funding during the 4-year development phase and will continue the activities in subsequent years.

Contact: Mark Stollar  
730 Broadway  
New York, NY 10003  
(212) 505-6006

### **The Life Lab Science Program**

*Life Lab Science Program, Inc.*

This is a broad expansion of a program that has had 10 years of successful piloting and tryouts throughout the country, particularly in California. The instructional approach for this K-6 program is a combination of indoor and outdoor hands-on science activities with the key component being the garden lab (e.g., indoor grow box, greenhouse, planter boxes, vegetable beds, etc.). Students and teachers collaborate to transform their school grounds and/or classrooms into thriving garden laboratories for the study of scientific processes. In this setting, students conduct experiments using the scientific method. They observe, collect, and analyze data, establish worm colonies, raise vegetables, herbs, and flowers, and have responsibility for maintaining their living laboratory. The program integrates conceptual learning and practical applications. The applications demonstrate to the students how science relates to

their everyday life. They learn, for example, how their bodies, like plants, need nutrients, which are available from various sources. A variety of learnings are derived from this work, including some relating to ecology, ethical issues, and decisionmaking. The materials for hands-on work are not only familiar to most teachers, but in terms of their quantities and cost, are both affordable and manageable. Addison-Wesley Publishing company is providing staff and financial support from development through dissemination and teacher training.

Contact: Roberta M. Jaffe and Gary W. Appel  
809 Bay Avenue  
Capitola, CA 95010  
(408) 459-2001

### **Developmental Approaches in Science and Health**

*Curriculum Research and Development Group,  
University of Hawaii*

This program for elementary education introduces science sequentially and integrates it with other school subject areas. It is designed to narrow the gap between the way science is taught and the way science is used in a demanding technological society. Science, health, and technology are presented through a developmental approach that enables students to use their prior knowledge and immediate experiences to grasp basic concepts and to see how these form a foundation on which to build ideas of increasing complexity and learning independence. The hands-on activities provided are teacher friendly, require a minimum of preparation, and are flexible enough to deal with the realities of the classroom. School studies are connected to the world of daily living, commerce, communication, transportation, medicine, and research. Science, health, and technology are linked with mathematics, language, social studies, music, and art to help students understand the integration of the human experience.

Contact: Francis Pottenger  
College of Education  
1776 University Avenue, CM 109  
Honolulu, HI 96822  
(808) 956-6918

### **Intensive Science Methods and Content Training Program**

*Carnegie Mellon University*

This project provides teacher training in science instruction methods and content for 280 public and private elementary school teachers in the Monongahela Valley near Pittsburgh. Elementary school teachers are being trained to implement the science curriculum package Developmental Approaches in Science and Health (DASH). The project provides intensive, ongoing, hands-on education of teachers, and selection of highly qualified and prepared teachers to train other teachers in DASH methods. The plan of operation features five essential components: promoting awareness; teacher training; follow-up coaching and evaluation; trainer/coordinator training; and producing supplemental materials. The Carnegie Mellon DASH dissemination group is the largest and most diverse in the Nation and serves an urban, industrialized area. The entire Nation will benefit from this group's experience in system-wide implementation. In addition, the Carnegie Mellon group is producing supplemental materials to the DASH curriculum that will be transferable to any location in the United States, including an administrator's handbook and take-home newsletters designed to improve family participation in the education of the child.

Contact: Ann Baldwin Taylor  
Department of Psychology  
Children's School  
5000 Forbes Avenue  
Pittsburgh, PA 15213  
(412) 268-2199

### **Health Education Partnership**

*Regents of the University of California*

Through the Science and Health Education Partnership, the University of California, San Francisco is working with the San Francisco Unified School District to improve the quality of health education for the school youth of San Francisco. This project provides direct and on-going health education programs for 6th, 7th, and 8th grade students and teachers in San Francisco's middle schools. This health education project helps address the special intellectual, physical, social, and emotional needs of

adolescents. This program is innovative in two ways: (1) it develops close personal ties between health professionals and classroom teachers that will lead to a smoother and more effective integration of health professionals directly into the classroom; and (2) it develops new ways of teaching health that emphasize the meshing of the basic principles of biological sciences with more standard approaches to physical and mental health education.

Contact: JoAnne Miller  
University of California  
at San Francisco  
Science and Health Education  
Partnership  
San Francisco, CA 94143-0905

### **Conservation For Children**

*John Muir Elementary School*

This program teaches children in grades 1-6 about the interdependence of plants and animals, requirements of life, energy sources and use, pollution problems, recycling, and other conservation concepts based on scientific principles. The grade level conservation guides provide instructional materials that combine basic skill practice in the areas of language arts, math, social studies, and science with a conservation concept. Teachers can use the materials as a primary resource for teaching basic skills, as supplementary materials to a core program, as enrichment activities, for skill review, or as independent units of study. Criterion-referenced tests allow teachers to determine which materials are appropriate for individual students or groups. The program may be used in any type of facility or setting and does not rely on any particular methodology or teaching style or require materials or equipment that are not normally found in schools. Three-quarters of the parents of the students in the evaluation study of this program observed their children implementing conservation practices at home that they had not seen before the children used the program materials.

Contact: Marilyn Bodourian  
6560 Hanover Drive  
San Jose, CA 95129  
(408) 725-8376

### **Marine Science Project: FOR SEA**

*Marine Science Center*

By the year 2000, three out of four Americans will live within an hour's drive of the sea or Great Lakes coasts. The impact on these coastal waters will be severe. The nationally validated curriculum materials of this project are designed to equip students with information necessary to protect and maintain the world of water. Comprehensive, activity-oriented, marine education curricula are provided for use in addition to or in lieu of an existing science program. Curriculum guides for each of the grade levels (2, 4, 6, 7-8, and 9-12) contain teacher background for each activity, student activity and text pages, answer keys for student activities, a listing of vocabulary words for each unit, and a selected bibliography of children's literature and information books on the sea. It is designed to be implemented in classrooms at a room, grade, school, or district-wide level. Inservice training provides classroom teachers with an overview of the project, text implementation procedures, and activities designed to familiarize them with the materials. Hands-on materials are generally found in the school setting or are readily available at local grocery or variety stores.

Contact: Laurie Dumdie  
17771 Fjord Drive, N.E.  
Poulsbo, WA 98370  
(206) 779-5549

### **GEMS By Satellite: An Innovative Model For Activity-Based Science Inservice Via Satellite**

*Educational Service District No. 101*

Great Explorations in Math and Science (GEMS), developed at the Lawrence Hall of Science, is an exciting curriculum and inservice program that has been tested by hundreds of teachers nationwide. The GEMS curriculum was selected by the National Science Foundation for wide-scale national dissemination. This project, designed to improve K-8 science instruction, is using satellite technology to bring live, hands-on, interactive science inservice to 60 remote school districts (public and private rural schools) in Alaska, Idaho, Montana, Oregon, and Washington. It also involves administrators, parents, and community members to provide a broad base of support. Satellite technology provides an economical

way of reaching increasing numbers of school districts with satellite dishes.

Contact: Dick Moody  
West 1025 Indiana Avenue  
Spokane, WA 99205  
(509) 456-7688

### **Computer Integration and Improvement of Science Education Program**

*Newark Board of Education*

Through this project, elementary teachers and computer teachers are participating in training programs to improve their skills in teaching science, to learn to use new technology, and then to integrate the use of this technology into the science curriculum. A project coordinator works with sixth and seventh grade teachers and computer teachers to plan and implement computer-based activities to improve science teaching and to create models for dissemination to other schools and districts. The project coordinator meets with the teachers on a bimonthly basis to identify appropriate software and other computer-based materials; during these sessions, the teachers develop lesson plans to use the computer-based materials in the teaching of science. Students participate in "hands-on" science activities and begin to learn in a new way. Collaborative arrangements have been established with business, colleges, and universities to provide training for elementary teachers in this project.

Contact: Gail B. Savage  
2 Cedar Street  
Newark, NJ 07102  
(201) 733-6437

### **Project AIMS: Academic Improvement in Middle Schools**

*Maine Center for Educational Services*

The program is designed to affect the quality of instruction and academic achievement of students in five middle schools in Maine and serve as a national model for other schools interested in integrating curriculum, instruction, and technology at the middle school level. Project Academic Improvement in Middle Schools (AIMS) addresses the need to (1) improve the ability of teachers to integrate computer technology into the middle school curriculum as a tool

for instruction, and (2) develop integrated curriculum units to serve as models for integrating technology into the science, English, mathematics, and social studies curriculums. Students are improving their knowledge, skills, and attitudes in each of these four highly important content areas and in the use of computers and computer-driven technologies. Teachers are developing expertise and abilities in using computers and computer-driven technologies; in holistic approaches to curriculum; in three new instructional strategies; and in assessing student outcomes.

Contact: Robert Shafto and Doris Ray  
Maine Computer Consortium  
P.O. Box 620, 223 Main Street  
Auburn, ME 04212  
(207) 783-0833

### **SCRIPTT: Science Curriculum Readiness Instruction Per Televised Translations Program**

*School District of Philadelphia*

This program uses technology to provide supplementary instruction in science and reinforcement in English for local educational agency public and private school students at the elementary and secondary levels through videotaped programs in English and in each of the following languages: Spanish, Vietnamese, Cambodian, Cantonese, Laotian, and Russian. An outreach public awareness campaign for parents designed to engage them in a cooperative partnership with teachers and schools is an important part of the program. The students' ability to understand science and English as a foreign language is enhanced by: using technology to strengthen instruction; giving parents the opportunity to actively participate in their children's education by viewing videotapes of their children's science lessons in their primary language; and segmenting bilingual science videotapes for active learning to adjust learning speed to the individual student's needs.

Contact: Thomas C. Rosica  
21st and the Parkway, Room 204  
Philadelphia, PA 19103  
(215) 299-7842

## **Parenting Through Math/Science and Beyond**

*Solana Beach School District*

This project provides for comprehensive educational intervention with program components for students, teachers, and parents. Teachers learn the latest techniques in math and science education focusing on the use of math manipulatives, hands-on science activities, and real-life applications of math and science. Family Workshops are conducted that focus on integration and application of math and science skills, family-school collaboration, and parent-child cooperative learning. Families apply the skills learned at the Family Workshops with the help of easy to use At-Home Activity packets. During the year, several special events relating to math and science are held for students, teachers, and families. Parents are involved in program planning, implementation, and evaluation. They take an active part in the planning and curriculum development stages. State and national guides are used in the development of the curriculum.

Contact: Sue Holtkamp and Ellie Topolovac  
309 North Rios  
Solana Beach, CA 92075  
(619) 755-8000

## **Collaborative School-University Program To Enhance Student Interest in Science and Related Civic Issues**

*Worthington City Schools*

This project, led by staff of the Worthington Public Schools with cooperative support from the faculty of the Ohio State University, involves a science curriculum renovation focused on current civic issues at the middle school and senior high school level, a program to increase the participation and interest of girls in science, and piloting an integrated science teacher certification program. Components include the development of a 2-year integrated biological and earth systems science course in the high school and the design of a community-focused emphasis for the middle school science curriculum. Special techniques are being piloted to inform students about science-related civic issues and help them learn through participation in the resolution of these issues. Strategies to meet the needs of learning disabled, at-risk, and academically talented students within the regular classroom are employed. A summer program to enhance middle school girls' interest in science and in science as a career is included. Graduate students seeking certification at the Ohio State University are involved in curriculum development and evaluation.

Contact: Pat Barron  
752 High Street  
Worthington, OH 43085  
(614) 431-6500

## Key contact directory

### U. S. Department of Health and Human Services

- Dr. Jay Moskowitz, Associate Director for Science Policy and Legislation, National Institute of Health, Building 1, Room 103, 9000 Rockville Pike, Bethesda, MD, 20892, (301) 496-3152.
- Ms. Bonnie Kalberer, Assistant Director, Office of Science Policy and Legislation, National Institutes of Health, Building 1, Room 103, 9000 Rockville Pike, Bethesda, MD 20892, (301) 496-0608.
- Ms. Michele Applegate, Associate Administrator for Extramural Affairs, Alcohol, Drug Abuse, and Mental Health Administration, Parklawn Building, Room 13-103, 5600 Fishers Lane, Rockville, MD 20857, (301) 443-4266.
- Ms. Gerri Michael-Dyer, Chief, Publications and Information Resources, Agency for Health Care Policy and Research, Parklawn Building, Room 18A-10, 5600 Fishers Lane, Rockville, MD, 20857, (301) 443-2904.
- Dr. Claire Broome, Assistant Director for Science, Centers for Disease Control, Room 2122, 1600 Clifton Road, N.E., Atlanta, GA 30333, (404) 639-3701.
- Dr. Rose A. Britanak, Senior Health Scientist Advisor, Office of Consumer Affairs, Food and Drug Administration, Parklawn Building, Room 16-85, 5600 Fishers Lane, Rockville, MD 20857, (301) 443-5006.
- Ms. Shirley Johnson, Director, Office of Program Development, Bureau of Health Professions, Health Resources and Services Administration, Parklawn Building, Room 8A-55, 5600 Fishers Lane, Rockville, MD 20857, (301) 443-1590.
- Capt. Audrey Koertvelyessy, Director, Division of Nursing, Indian Health Service, Suite 100, Twinbrook Metro Plaza, 12300 Twinbrook Parkway, Rockville, MD 20852, (301) 443-1840.
- Dr. Donald Sepulvado, Physician Recruiter/Student Resident Coordinator, Indian Health Service, Suite 100, Twinbrook Metro Plaza, 12300 Twinbrook Parkway, Rockville, MD 20852, (301) 443-4242.
- Dr. Samuel Lin, Deputy Assistant Secretary for Health (Intergovernmental Affairs), Parklawn Building, Room 1705, 5600 Fishers Lane, Rockville, MD 20857, (301) 443-6661.

### U. S. Department of Education

- Dr. Milton Goldberg, Director of the Office of Research and Chairperson, ED Department Task Force on Mathematics and Science, 555 New Jersey Avenue, N.W., Washington, DC 20208, (202) 219-2079.
- Dr. Conrad Katzenmeyer, Director, Elementary and Secondary Education, Office of Research, 555 New Jersey Avenue, N.W., Washington, DC 20208, (202) 219-2210.
- Dr. Allen Schmieder, Director, Eisenhower National Mathematics and Science Education Program, 555 New Jersey Avenue, N.W., Washington, DC 20208, (202) 219-1496.
- Ms. Rebecca Wilt, Eisenhower National Mathematics and Science Education Program, 555 New Jersey Avenue, N.W., Washington, DC 20208, (202) 219-1496.
- Ms. Doris Crudup, Eisenhower State Mathematics and Science Education Program, 400 Maryland Avenue, S.W., Washington, DC 20202, (202) 401-1062.
- Ms. Carolyn Lee, National Diffusion Network, Mathematics Coordinator, 555 New Jersey Avenue, N.W., Washington, DC 20208, (202) 219-2182.
- Ms. Mary Lewis Sivertsen, National Diffusion Network, Science Coordinator, 555 New Jersey Avenue, N.W., Washington, DC 20208, (202) 219-2079.
- Dr. Robert Stehlich, Director, ERIC, 555 New Jersey Avenue, N.W., Washington, DC 20208, (202) 219-2088.
- Dr. Frank Withrow, Director, Star Schools Program, Programs for the Improvement of Practice, 555 New Jersey Avenue, N.W., Washington, DC 20208, (202) 219-2200.

Dr. Ram Singh, Senior Research Associate, National Center for Educational Technology, Office of Research, 555 New Jersey Avenue, N.W., Washington, DC 20208, (202) 219-2025.

### **National Science Foundation**

Dr. Luther S. Williams, Director, Education Directorate, 1800 G. Street, N.W., Washington, DC 20550 (202) 357-7557.

Dr. Charles Puglia, Director, Division of Teacher Preparation and Enhancement, 1800 G Street, N.W., Room 419, Washington, DC 20550 (202) 357-7073.

Dr. Susan Snyder, Teacher Enhancement Programs, 1800 G Street, N.W., Room 419, Washington, DC 20550, (202) 357-7078.

Dr. Joan Leitzel, Director, Division of Materials Development, Research, and Informal Science Education, 1800 G Street, N.W., Washington, DC 20550, (202) 357-7452.

Dr. Kenneth Travers, Director, Office of Studies, Evaluation, and Dissemination, 1800 G Street, N.W., Washington, DC 20550, (202) 357-7425.

### **U. S. Department of Energy**

Mr. Richard Stephens, Associate Director for University and Science Education, Office of Energy Research, 1000 Independence Avenue, S.W., Washington, DC 20585, (202) 586-8949.

Dr. Ruth Ann Verell, Deputy Associate Director, Office of University and Science Education, U. S. Office of Energy Research, 1000 Independence Avenue, S.W., Washington, DC 20585, (202) 586-8949.

Mr. John Ortman, Program Manager, Office of University and Science Education, U. S. Office of Energy Research, 1000 Independence Avenue, S.W., Washington, DC 20585, (202) 586-8949.

Dr. Antoinette Grayson Joseph, Director, Office of Field Operations Management, U. S. Office of Energy Research, 1000 Independence Avenue, S.W., Washington, DC 20585, (202) 586-5447.

### **Environmental Protection Agency**

Dr. Michael O'Reilly, Acting Director, Education, EPA, M Street, S.W., Washington, DC 20460, (202) 260-4928.

Dr. Maria Pavlova, National Expert on Toxicology, 26 Federal Plaza, New York, NY 10278, (212) 264-7364.

### **National Aeronautics and Space Administration**

Dr. Robert W. Brown, Director, Education Affairs Division, 400 Maryland Avenue, S.W., Washington, DC 20546, (202) 453-1110.

Mr. Frank C. Owens, Deputy Director, Education Affairs Division, 400 Maryland Avenue, S.W., Washington, DC 20546, (202) 453-1110.

Mr. Eddie Anderson, Elementary and Secondary Program Branch, Education Affairs Division, 400 Maryland Avenue, S.W., Washington, DC 20546, (202) 453-8396.

Ms. Debbie Gallaway, Manager, Elementary and Middle School Programs, Elementary and Secondary Programs Branch, NASA Headquarters, Room 6052, Washington, DC 20546, (202) 453-8759.

### **U. S. Department of Defense**

Ms. Janet Johnston, Coordinator of Voluntary Education, Education Division, Room 3B930, The Pentagon, Washington, DC, 20301-4000, (703) 614-0205.

Dr. Shirley Makibbin, Acting Chief, Education Division, DOD Dependents Schools, 2641 Eisenhower Avenue, Alexandria, VA 22331-1100, (703) 325-0660.

## **Office of Technology Assessment (U.S. Congress)**

Dr. Daryl E. Chubin, Senior Analyst, 600 Pennsylvania Avenue, S.E., Washington, DC 20510, (202) 228-6920.

## **Smithsonian Institution**

Ms. Ann I. Bay, Director, Elementary and Secondary Education, Arts and Industries Building, Room 1163, Smithsonian Institution, Washington, DC 20560, (202) 357-2425.

Dr. Douglas Lapp, Executive Director, The National Science Resources Center, Arts and Industries Building, Room 1201, Smithsonian Institution, Washington, DC 20560 (202) 357-2555.

## **Mathematics Organizations**

Mathematical Sciences Education Board, Dr. Ray C. Shiflett, Executive Director, 818 Connecticut Avenue, N.W., Suite 500, Washington, DC 20006, (202) 334-3294.

National Council of Teachers of Mathematics, Dr. James Gates, Executive Director, 1906 Association Drive, Reston, VA 22091, (703) 620-9840.

Association of State Supervisors of Mathematics, Dr. Charles Watson, President, State Department of Education, #4 Capital Mall, Room 406 B, Little Rock, Arkansas 72201, (501) 682-4474.

National Council of Supervisors of Mathematics, Mr. Henry S. Kepner, Jr., President, University of Wisconsin-Milwaukee, Department of Curriculum and Instruction, Milwaukee, WI 53201, (414) 229-4844.

## **Science Organizations**

American Association for the Advancement of Science, Dr. Shirley M. Malcolm, Head, Directorate for Education and Human Resources Programs, 1333 H Street, N.W., Room 1126, Washington, DC 20005, (202) 326-6680.

American Chemical Society, Ms. Sylvia A. Ware, Director, Education Division, 1155 16th Street, N.W., Washington, DC 20036, (202) 872-4388.

The Association of American Geographers, Dr. Ronald F. Abler, Executive Director, 1710 16th Street, N.W., Washington, DC 20009, (202) 234-1450.

Council of State Science Supervisors, Dr. William Spooner, President, State Department of Education, 116 West Edenton Street, Raleigh, NC 27603-1712, (919) 733-3694.

National Science Teachers Association, Dr. Bill G. Aldridge, Executive Director, 1742 Connecticut Avenue, N.W., Washington, DC 20009, (202) 328-5800.

National Association of Biology Teachers, Ms. Patricia McWethy, Executive Director, 11250 Roger Bacon Drive, #19, Reston, VA 22090, (703) 471-1134.

## **Teacher Education Associations**

American Association of Colleges for Teacher Education, Dr. David Imig, Executive Director, One Dupont Circle, N.W., Suite 601, Washington, DC 20036, (202) 293-2450.

Association of Teacher Educators, Dr. Gloria Chernay, Executive Director, 1900 Association Drive, Reston, VA 22091, (703) 620-3110.

## **Other Related Organizations**

Association of Science-Technology Centers, Ms. Bonnie Van Dorn, Executive Director, 1025 Vermont Avenue N.W., #500, Washington, DC 20005, (202) 783-7200.

Junior Engineering Technical Society, Inc., Dr. Daniel Kunz, Executive Director, 1420 King Street, Suite 405, Alexandria, VA 22314-2715, (703) 548-5387.



The Triangle Coalition for Science and Technology Education, Dr. John M. Fowler, Executive Director, 5112 Berwyn Road, 3rd Floor, College Park, MD 20740, (301) 220-0870.

Young Astronaut Council, Mr. T. Wendell Butler, Executive Director, 1211 Connecticut Avenue, N.W., Suite 800, Washington, DC 20036 (202) 682-1985.

### **Curriculum Projects**

Biological Sciences Curriculum Study, Joseph D. McInerney, Director, Dr. Rodger Bybee, Associate Director, 830 North Tejon Street, Suite 405, Colorado Springs, CO 80903, (719) 578-1136.

Developmental Approaches in Science and Health, Curriculum Research and Development Group, Dr. Francis Pottenger, Executive Director, College of Education, University of Hawaii, 1776 University Avenue, Honolulu, HI 96822, (808) 956-6918.

Mathematical Sciences Education Board, National Research Council, Dr. Ray C. Shiflett, Executive Director, 818 Connecticut Avenue, N.W., Suite 500, Washington, DC 20006, (202) 334-3294.

National Council of Teachers of Mathematics Standards, Dr. James Gates, 1906 Association Drive, Reston, VA 22091, (703) 620-9840.

Scope, Sequence and Coordination of Secondary School Science, A Reform Effort of the National Science Teachers Association, Dr. Bill G. Aldridge, Project Director, Dr. Russell Aiuto, R & D Director, National Science Teachers Association, 1742 Connecticut Avenue, N.W., Washington, DC 10009, (202) 328-5800.

Project 2061 — Science for All Americans, Dr. James Rutherford, Project Director, American Association for the Advancement of Science, 1333 H Street, N.W., Washington, DC 20005, (202) 326-6627.

## Selected bibliography

In compiling this selected bibliography, priority was given to including relatively recent publications relating to science education reform from national organizations, agencies, and centers or those that

presented the views of a national constituency and generally summarized the needs, data bases, activities, policy issues, standards, or recommendations for action from various groups.

- America 2000: An Education Strategy (Source Book)*. Washington, DC: U.S. Department of Education, 1991.
- American Association for the Advancement of Science. *Project 2061: Science for All Americans*. Washington, DC: Association for the Advancement of Science, 1989.
- American Chemical Society. *Education Policies for National Survival*. Washington, DC: American Chemical Society, 1989.
- Association of State Supervisors of Mathematics. *The Coordinated Implementation of National and State-by-State Reform In School Mathematics*. Tallahassee, FL: The Florida Education Center, 1990.
- Bennett, W. *First Lessons: A Report on Elementary Education in America*. Washington, DC: U.S. Department of Education, 1986.
- Biological Sciences Curriculum Study. *Curriculum Development in the Year 2000*. Colorado Springs, CO: BSCS, 1989.
- Blank, R. *State Education Policies Related to Science and Mathematics*. Washington, DC: Council of Chief State School Officers, 1987.
- Blank, R. K. and Dalkilic, M. *State Indicators of Science and Mathematics Education, 1990*. Washington, DC: Council of Chief State School Officers, 1991.
- Boyer, E. *Report Card on School Reform*. New York: The Carnegie Foundation for the Advancement of Teaching, 1988.
- Bromley, D. A. *By The Year 2000, Report of the FCCSET Committee on Education and Human Resources*. Washington, DC: Office of Science and Technology Policy, 1990.
- Bureau of Labor Statistics. *Occupational Projections and Training Data*. Washington, DC: U.S. Government Printing Office, 1990.
- By The Year 2000: First in the World*. Washington, DC: FCCSET Committee on Education and Human Resources, 1991.
- Bybee, R. W., et al. *Science and Technology Education for the Elementary Years: Frameworks for Curriculum and Instruction*. Washington, DC: The National Center for Improving Science Education (A Partnership of the NETWORK and Biological Sciences Curriculum Study), 1990.
- Capper, J. *State Educational Reforms in Mathematics, Science, and Computers: A Review of the Literature*. Washington, DC: Center for Research Into Practice, 1988.
- Carnegie Council on Adolescent Development. *Turning Points: Preparing American Youth for the 21st Century*. Washington, DC: Carnegie Council on Adolescent Development, 1989.
- Champagne, A. and Homig, L. (Eds.). *The Science Curriculum*. Washington, DC: American Association for the Advancement of Science, 1986.
- Chester, D. T. *Education Department 1990: A Resource Manual for the Federal Education Department*. Washington, DC: National Center for Education Information, 1991.
- Committee on Science and Technology. *Formula for Reform*. Washington, DC: American Association of State Colleges and Universities, 1989.
- Conference Board of Mathematical Sciences. *Everybody Counts: A Report to the Nation on the Future of Mathematics Education*. Washington, DC: National Academy Press, 1987.
- Council of Chief State School Officers. *Equity and Excellence, A Dual Thrust in Mathematics and Science Education (Model State Education Agency Efforts)*. Washington, DC: Council of Chief State School Officers, 1987.
- Dossey, J. A., et al. *The Mathematics Report Card. Are We Measuring Up?* Princeton, NJ: Education Testing Service, 1988.
- Dwight D. Eisenhower Mathematics and Science Education Program, 1990 National Conference Report*. Washington, DC: Triangle Coalition for Science and Technology Education, 1991.
- Educating America: State Strategies for Achieving the National Education Goals*. Washington, DC: National Governors' Association, 1990.
- Federal Support for Education: Fiscal Years 1980 to 1989*. Washington, DC: National Center for Education Statistics, 1990.

- Gerald, D. E., and Hussar, W. J. *Projections of Education Statistics To 2001, An Update*. Washington, DC: National Center for Education Statistics, 1991.
- Guide to Department of Education Programs (published annually)*. Washington, DC: U.S. Department of Education, 1991.
- Haefner, Anne, et al. *National Education Longitudinal Study of 1988, A Profile of the American Eighth Grader*. Washington, DC: National Center for Education Statistics, 1989.
- High School Biology Today and Tomorrow*. Washington, DC: National Academy of Sciences, 1989.
- Hodgkinson, H. L. *The Same Client: The Demographics Of Education And Service Delivery Systems*. Washington, DC: Institute for Educational Leadership, Inc., 1989.
- Holmes Group. *Tomorrow's Teachers: A Report of the Holmes Group*. East Lansing, MI: Holmes Group, Inc., 1986.
- International Association for the Evaluation of Education Achievement. *Science Achievement in Seventeen Countries*. New York: Pergamon Press, 1988.
- Invest In Our Children Through The National Education Goals*. Washington, DC: U.S. Department of Education, 1990.
- Investing in People, A Strategy to Address America's Workforce Crisis*. Washington, DC: U.S. Department of Labor, 1989.
- Issue Paper on the Training Programs of the Institutes of the National Institutes of Health, Part 1*. Washington, DC: National Institutes of Health, 1970.
- Johnston, W. B. *Workforce 2000: Work and Workers for the Twenty-First Century*. Indianapolis, IN: Hudson Institute, 1987.
- Kyle, R. M. (Ed.). *Reaching for Excellence: An Effective Schools Sourcebook*. Washington, DC: U.S. Government Printing Office, 1985.
- Kysilko, D. *Rethinking Curriculum: A Call for Fundamental Reform*. Alexandria, VA: National Association of State Boards of Education, 1988.
- Lapointe, A., Mead, N.A., and Phillips, G.W. *A World of Differences : An International Assessment of Mathematics and Science*. Princeton, NJ: Educational Testing Service, 1989.
- Lee, C. (compiler). *Mathematics Education Programs That Work*. Washington, DC: U.S. Department of Education, 1991.
- Making U.S. Mathematics Education The Best in the World: The Role of the Federal Agencies*. Washington, DC: National Academy of Sciences, 1989.
- Mathematical Sciences Education Board. *Reshaping School Mathematics: A Philosophy and Framework for Curriculum*. Washington, DC: National Academy Press, 1990.
- McKnight, C.C., et al. *The Underachieving Curriculum*. Champaign, IL: Stripes Publishing, 1987.
- Mullis, I., and Jenkins, L.B. *The Science Report Card: Elements of Risk and Recovery*. Princeton, NJ: Educational Testing Service, 1988.
- Murnane, R.J., and Raizen S. (Eds.). *Improving Indicators of the Quality of Science and Mathematics Education in Grades K-12*. Washington, DC: National Academy Press, 1988.
- National Center for Improving Science Education. *Getting Started in Science: A Blueprint for Elementary School Science Education (A Partnership of the NETWORK and the Biological Sciences Curriculum Study)*. Washington, DC: National Center for Improving Science Education, 1989.
- National Commission on Excellence in Education. *A Nation At Risk*. Washington, DC: U.S. Department of Education, 1983.
- National Council of Teachers of Mathematics. *NCTM Curriculum and Evaluation Standards for School Mathematics*. Reston, VA: National Council of Teachers of Mathematics, 1990.
- National Goals for Education*. Washington, DC: U.S. Department of Education, 1990.
- National Governors' Association. *National Education Goals*. Washington, DC: National Governors' Association, 1990.
- National Governors' Association. *Time for Results: The Governors' 1991 Report on Education*. Washington, DC: National Governors' Association, 1991.
- National Research Council. *Everybody Counts: A Report to the Nation on the Future of Mathematics Education*. Washington, DC: National Academy Press, 1989.
- National Research Council. *Fulfilling the Promise: Biology Education in the Nation's Schools*. Washington, DC: National Academy Press, 1990.
- National Research Council. *Mathematics, Science, and Technology Education: A Research Agenda*. Washington, DC: National Academy Press, 1985.

- National Research Council. *Precollege Science and Mathematics Teachers: Monitoring Supply, Demand, and Quality*. Washington, DC: National Academy Press, 1990.
- National Science Board. *Educating Americans for the Twenty-First Century*. Washington, DC: National Science Board, 1983.
- National Science Board. *Science and Engineering Indicators—1989*. Washington, DC: National Science Foundation, 1989.
- National Science Board. *The Role of the National Science Foundation in Economic Competitiveness*. Washington, DC: National Science Board, 1989.
- National Science Foundation. *Guide to Programs, Fiscal Year 1991 (published annually)*. Washington, DC: National Science Foundation, 1991.
- National Science Teachers Association. *Scope, Sequence, and Coordination of Secondary School Science, The Content Core, A Guide for Curriculum Designers*. Washington, DC: National Science Teachers Association, 1991.
- National Study of the Education for Economic Security Act Title II Program (Now the Dwight D. Eisenhower Mathematics and Science Education Program): A Summary of Findings*. Menlo Park, CA: SRI International and Policy Studies Associates, 1990.
- Nelson, B., Weiss, I., and Capper, J. *Science and Mathematics Education Briefing Book, Volume II*. Chapel Hill, NC: Horizon Research, Inc., 1990.
- NIH Data Book. 1988*. (Basic Data Relating to the National Institutes of Health). Washington, DC: U.S. Department of Health and Human Services, 1988.
- Oakes, J. *Lost Talent: The Underrepresentation of Women, Minorities, and Disabled Persons in Science*. Santa Monica, CA: The Rand Corporation, 1990.
- Office of Technology Assessment (U.S. Congress). *Educating Scientists and Engineers: Grade School to Grad School*. Washington, DC: U.S. Government Printing Office, 1988.
- Office of Technology Assessment (U.S. Congress). *Elementary and Secondary Education for Science and Engineering*. Washington, DC: U.S. Government Printing Office, 1989.
- Office of Technology Assessment (U.S. Congress). *Power On! New Tools for Teaching and Learning*. Washington, DC: U.S. Government Printing Office, 1988.
- Policy Studies Associates and SRI International (for the U.S. Department of Education). *Teaching Advanced Skills to Educationally Disadvantaged Students*. Washington, DC: U.S. Government Printing Office, 1991.
- Rural Education, A Changing Landscape*. Washington, DC: U.S. Department of Education, 1989.
- Schmieder, A. and Wilt, B. *Dwight D. Eisenhower Mathematics and Science National Projects and Other FIRST Office Mathematics and Science Projects*. Washington, DC: U.S. Department of Education, 1990.
- Shavelson, R., McDonnell, L., and Oakes, J., (Eds.). *Indicators for Monitoring Mathematics and Science Education: A Sourcebook*. Santa Monica, CA: The Rand Corporation, 1989.
- Sherman, C.R. *Prospectives on Short-Term Research Training in Schools of the Health Professions. A Report to the Committee on National Needs for Biomedical and Behavioral Research Personnel*. Washington, DC: National Academy of Sciences, 1984.
- Simpson, S., Schmieder, A., et al. *A National Directory of Technology Education Programs*. Washington, DC: U.S. Department of Education, 1990.
- Sivertson, M. L. (compiler). *Science Education Programs that Work*. Washington, DC: U.S. Department of Education, 1990.
- Snyder, T. D. *Youth Indicators 1991, Trends in the Well-Being of American Youth*. Washington, DC: National Center for Education Statistics, 1991.
- Solutions That Work: Identification and Elimination of Barriers to the Participation of Female and Minority Students In Academic Educational Programs*. Washington, DC: National Education Association, 1990.
- SRI International. *Opportunities for Strategic Investment in K-12 Science Education: Options for the National Science Foundation*. Menlo Park, CA: SRI International, 1987.
- Standards for the Preparation and Certification of Secondary School Teachers of Science*. Washington, DC: National Science Teachers Association, 1989.
- State Education Indicators: Measured Strides, Missing Steps*. Princeton, NJ: Educational Testing Service, 1989.
- Summaries of Reports (On Science)*. Andover, MA: The National Center for Improving Science Education, 1990.

Task Force on Women, Minorities, and the Handicapped in Science and Technology. *Changing America: The New Face of Science and Engineering*. Washington, DC: Task Force on Women, Minorities and the Handicapped in Science and Technology, 1988.

*The Bottom Line: Basic Skills in the Workplace*. Washington, DC: U.S. Department of Education and U.S. Department of Labor, 1988.

*The Career Achievements of NIH Postdoctoral Trainees and Fellows*. Washington, DC: National Academy Press, 1986.

*The Condition of Education, 1990, Volume 1, Elementary and Secondary Education, Volume 2, Postsecondary Education*. Washington, DC: National Center for Education Statistics, 1990.

The President's Education Summit. *Joint Statement with Governors*. Charlottesville, VA: The University of Virginia, 1989.

*To Secure Our Future: The Federal Role in Education*. Rochester, NY: National Center on Education and the Economy, 1989.

Triangle Coalition for Science and Technology Education. *A Plan for Action: A Follow-up to the Position Paper, "The Present Opportunity in Education."* College Park, MD: Triangle Coalition for Science and Technology Education, 1989.

Triangle Coalition for Science and Technology Education. *The Present Opportunity In Education: A Position Paper on the Current State of Science and Technology Education in the United States*. College Park, MD: Triangle Coalition for Science and Technology Education, 1989.

*Twelfth Annual Report to Congress on the Implementation of the Education of the Handicapped Act*. Washington, DC: U.S. Department of Education, 1990.

Vetter, B.M. *Professional Women and Minorities: A Manpower Data Resource Service*. Washington, DC: Commission of Professionals in Science and Technology, 1989.

Weiss, I. *Report of the 1985-86 National Survey of Science and Mathematics Education*. Washington, DC: National Science Foundation, 1987.

Weiss, I. *Science and Mathematics Education Briefing Book*. Chapel Hill, NC: Horizon Research, Inc., 1990.

*What Works: Research About Teaching and Learning*. Washington, DC: U.S. Department of Education, 1985.

Wilkinson, R. K. *Science and Engineering Personnel: A National Overview*. Washington, DC: National Science Foundation, 1990.

*Youth Indicators 1991: Trends in the Well-Being of American Youth*. Washington, DC: National Center for Education Statistics, 1991.

**U.S. DEPARTMENT OF  
HEALTH AND HUMAN SERVICES**

Public Health Service  
Agency for Health Care Policy and Research  
Parklawn Building, Room 18-12  
5600 Fishers Lane  
Rockville, Maryland 20357

**BULK RATE  
POSTAGE & FEES PAID  
PHS/AHCPR  
Permit No. G-282**

Official Business  
Penalty for Private Use \$300

AHCPR Pub. No. 91-0050  
September 1991