

DOCUMENT RESUME

ED 354 951

JC 930 121

TITLE Students with Baccalaureate Degrees, Fall 1992.
INSTITUTION College of the Canyons, Valencia, CA.
PUB DATE Jan 93
NOTE 13p.
PUB TYPE Reports - Research/Technical (143) --
Tests/Evaluation Instruments (160) -- Statistical
Data (110)

EDRS PRICE MF01/PC01 Plus Postage.
DESCRIPTORS *Bachelors Degrees; College Attendance; *College
Graduates; Community Colleges; *Economic Impact;
Enrollment Influences; Fees; Higher Education;
*Income; School Surveys; Student Attitudes; *Student
Behavior; *Student Characteristics; Two Year
Colleges; Two Year College Students
IDENTIFIERS *College of the Canyons CA

ABSTRACT

In fall 1992, a survey was conducted at College of the Canyons (CC) in Valencia, California, of currently enrolled students who held a baccalaureate degree. The survey was undertaken as a result of legislation charging fees to community college students with baccalaureate degrees and collected information about students' reasons for returning to school, employment status and income. Surveys were sent to a total of 346 students, of whom 208 responded for a 60% response rate. Study findings included the following: (1) 15% of the respondents were unemployed and looking for work, an additional 7% of the respondents were unemployed but not seeking work, and 18% were employed part-time; (2) among the 109 respondents employed full-time, more than 10% were employed in jobs paying less than \$25,000 per year; (3) 59% of the respondents were attending college for job-related reasons, with the majority (38%) seeking skills for a new job or career; (4) 20% of the respondents reported annual household incomes of under \$25,000, with 7% reporting annual incomes of less than \$10,000; (5) 55% reported an annual income of \$40,000 or more; (6) 23% of the respondents believed they might be eligible for one of several fee exemptions, including 18% as dislocated workers, 4% as displaced homemakers, and 1% on public assistance; (7) 31% of the respondents received their baccalaureate degree from the California State University system, 12% from the University of California, and 46% from out-of-state or foreign institutions; and (8) 52% of the respondents indicated that they would not be able to continue their education, with the majority citing cost as a reason. Data tables, respondents' comments about the new fee rules, and the survey instrument with tabulated responses are included. (PAA)

* Reproductions supplied by EDRS are the best that can be made *
* from the original document. *

ED354951

INSTITUTIONAL RESEARCH

College of the Canyons
STUDENTS WITH
BACCALAUREATE DEGREES
FALL 1992

PERMISSION TO REPRODUCE THIS
MATERIAL HAS BEEN GRANTED BY

N. J. Mattice

TO THE EDUCATIONAL RESOURCES
INFORMATION CENTER (ERIC)

U.S. DEPARTMENT OF EDUCATION
Office of Educational Research and Improvement
EDUCATIONAL RESOURCES INFORMATION
CENTER (ERIC)

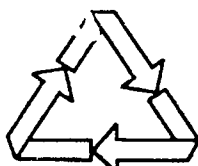
☐ This document has been reproduced as
received from the person or organization
originating it.

☒ Minor changes have been made to improve
reproduction quality.

• Points of view or opinions stated in this docu-
ment do not necessarily represent official
OERI position or policy.

January 1993

Office of Institutional Development
COLLEGE OF THE CANYONS
Santa Clarita Community College District



PRINTED ON 100% RECYCLED PAPER

College of the Canyons
"Creating Opportunities for the Future"

BEST COPY AVAILABLE

JL930121

COLLEGE OF THE CANYONS
Santa Clarita Community College District

STUDENTS WITH BACCALAUREATE DEGREES
FALL 1992

At the end of the fall 1992 semester, College of the Canyons surveyed currently enrolled students who already held a baccalaureate degree. The college conducted the survey as a result of recent legislation that imposes a \$50 per unit enrollment fee on community college students who already have a baccalaureate degree. The college wanted to learn more about these students: who they are, why they are taking courses, their employment and income status.

Surveys were sent to the 346 students with BA degrees or higher who were enrolled at the college in late fall semester. Over 200 students responded (208), for a response rate of 60 percent.

Survey findings include:

15% of the respondents were unemployed and looking for work -- higher than the unemployment rates for either the state or Los Angeles region.

Another 7% were unemployed but not seeking work and 18% were employed part-time only.

Even among the 52% employed full-time, more than 1 in 10 were employed in lower paying jobs of less than \$25,000, according to their report of annual household income.

Almost 60% were attending college for job-related reasons, with the majority seeking to acquire skills for a new job or career.

20% reported an annual household income under \$25,000. Of those, 7% reported an annual household income under \$10,000. 20% reported an annual income between \$25,000 and \$40,000, while 55% reported an annual income of \$40,000 or more.

23% of the respondents believed they might be eligible for one of the fee exemptions (18% as dislocated worker, 4% as displaced homemaker, 1% on public assistance).

Over 50% said they will not be able to continue their education (52%), primarily because of cost.

31% of the respondents received their baccalaureate degrees from the CSU system and 12% from the UC system, thus 43% received degrees from one of the other publicly supported segments of higher education in California. Another 11% received their degrees from independent colleges or universities located in California. 46% received their degrees from out-of-state or foreign institutions.

BA HOLDERS NOT RETURNING

Crosstabulations were run to explore which of the BA holders were planning to re-enroll in Spring 1993.

Figure 1 shows that those who indicated that the most important reason for attending College of the Canyons was "to upgrade skills for their present career field" or "to maintain a certificate or license" will be most affected. Only 25% of the 32 students enrolled to upgrade skills planned to return in Spring, most because the new fees were too high. Only one of the eight students taking courses to maintain a certificate or license planned to be back in the Spring.

Figure 2 indicates the percentage of those planning to return by employment status. The greatest impact is apparent in the two groups currently employed, while a higher percentage of those who are unemployed plan to re-enroll.

Figure 3 shows that a higher percentage of those from lower income groups planned to re-enroll in the Spring semester. It should be noted, however, that the greatest proportion of our BA holders came from the higher income groups and only 38 percent of this group planned to return.

Figure 1.

Percentage of BA Holders Who Planned
to Re-Enroll in Spring 1993,
by Reason for Attending,
Fall 1992

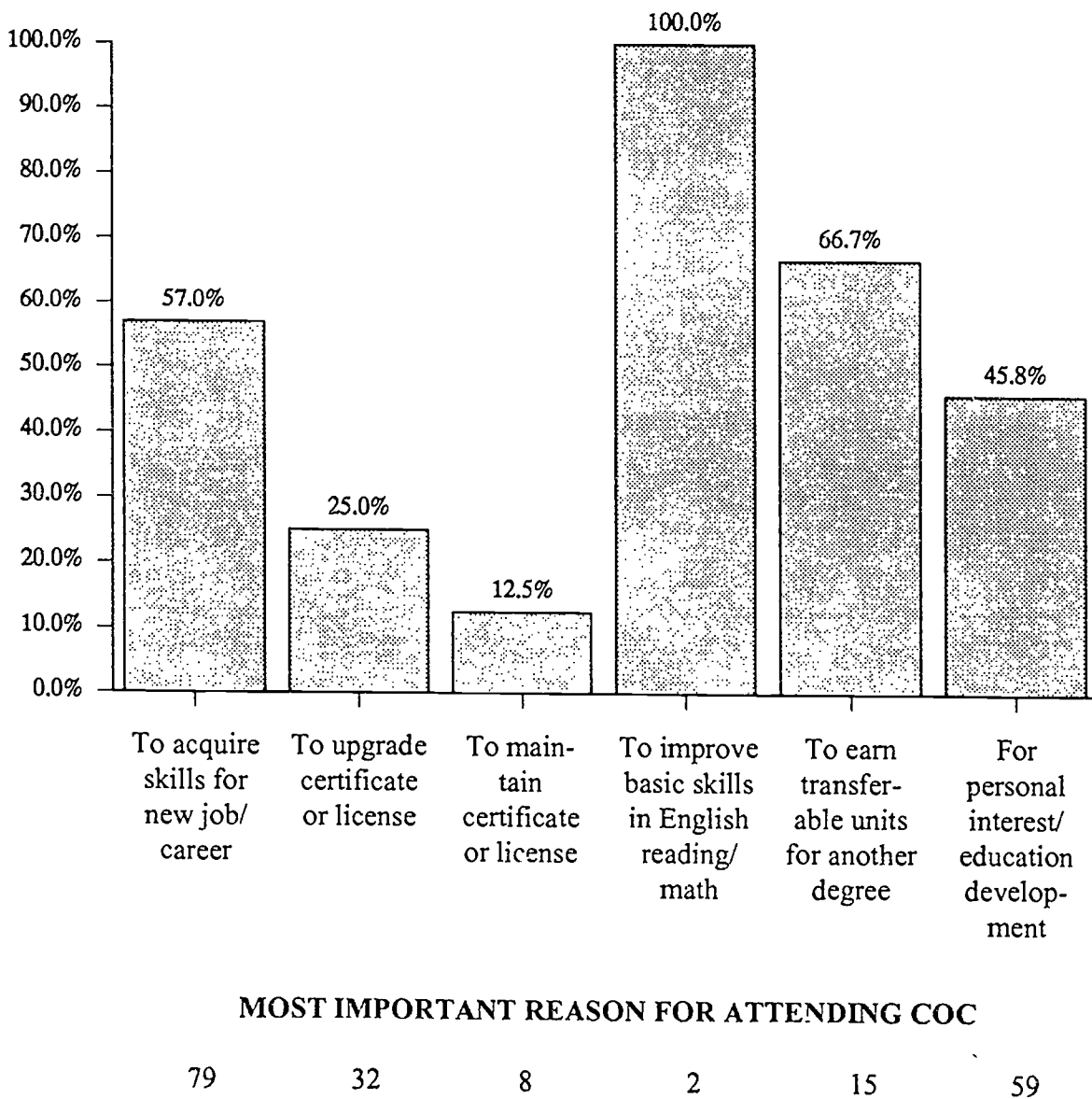


Figure 2.

Percentage of BA Holders Who Planned
to Re-Enroll Spring 1993,
by Current Employment Status,
Fall 1992



CURRENT EMPLOYEMENT STATUS OF STUDENT

N =

106

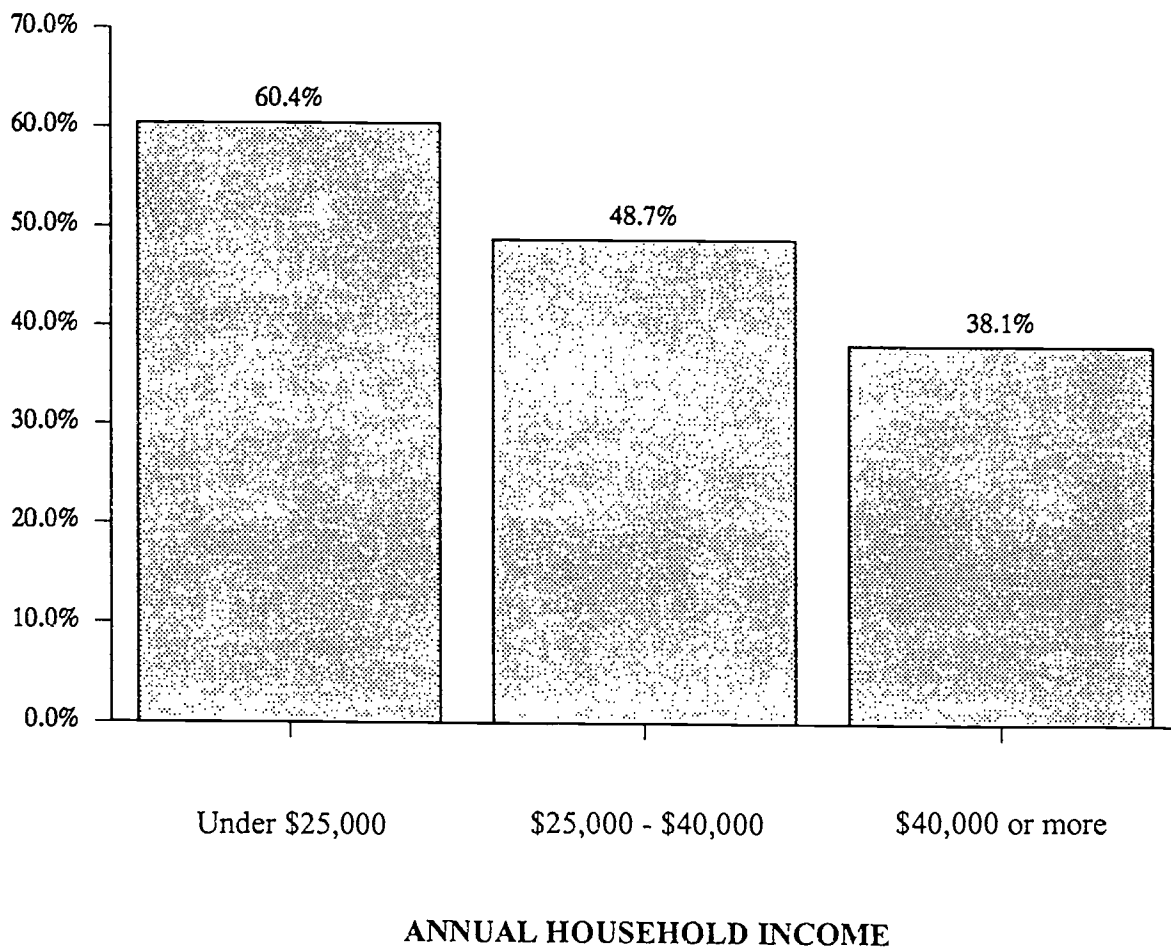
35

30

15

Figure 3.

Percentage of BA Holders Who Planned
to Re-Enroll in Spring 1993,
by Annual Household Income,
Fall 1992



N =

43

39

110

ENROLLMENT OF BA HOLDERS IN SPRING 1993

To check on the actual behavior of BA holders, we asked the Computer Center to find out how many baccalaureate degree students actually enrolled for Spring 1993.

Only 193 students who currently hold a baccalaureate degree or higher enrolled at College of the Canyons in Spring 1993. This represents only 3.2% of the total enrollment of 5,940 students (Figures as of January 22, 1993).

If we compare enrollment figures for Fall 1992 with those of Spring 1993 using figures from the First Census (prior to withdrawals), it is apparent that the new fees have had an impact on the enrollment of those currently holding BA degrees.

Fall 1992 -- 416 students with BA degrees
6.5% of the total enrollment of
6,362 (First Census Data)

It is important to note that the newly instituted fee for BA holders has reduced enrollment of this cohort by about one-half in just one semester.

RESPONDENT'S COMMENTS

It is a shame that recent legislation was adopted by the California legislature. Especially when so many people are out of work and need to learn new occupational skills just to keep up with expanding technological advances and to be competitive in today's market. (Annual Household Income: Less than \$10,000)

I think it is ridiculous that it will now cost \$50 per unit. I will not be able to attend now and finish my waiver program (toward a teaching credential) because I can't afford \$150 per class. I don't think the fee should be raised only for people with bachelor's degrees, especially such a high increase at once. (Annual Household Income: Under \$15,000; Will not be re-enrolling next semester because fees make college too expensive)

This fee increase is really hurting me. I make poverty income and am trying to get my RN to make a better life. Now they increase my fees. I'm the only one to pay the rent, food and bills. It was rough before now...I don't know what will happen. Doesn't seem right. (Annual Household Income: Under \$15,000)

I do not feel that because I have a baccalaureate degree I should be penalized. I'm trying to better myself, but this new fee makes it difficult to advance into a new career field. (Annual Household Income: Under \$20,000; Will not be re-enrolling next semester because new fees make college too expensive).

I am self-employed supporting 2 children. I cannot afford the fees but would have liked to do a daytime (weekday) AutoCAD course to keep my architectural business up-to-date. I believe there is only the night class. I will not be re-enrolling because I do not qualify for an exemption. (Annual Household Income: Less than \$25,000)

I am an elementary school teacher employed by LAUSD. I was taking Spanish to help me to meet the needs of the increasing numbers of non-English speaking students enrolling in our school. However, with a 12% pay cut and an increase in enrollment fees, I will not be able to attend for the second semester. It seems we all lose out. (Annual Household Income: Under \$35,000)

This tuition was really a financial hardship because my husband was retraining from aerospace to long-haul trucker. I feel it is discriminatory to charge graduates higher fees. (Annual Household Income: Under \$45,000)

All I would like to do is sing in the COC Chorus. It is ridiculous to pay for a class in which the instructor wants and needs male singers. (Annual Household Income: Under \$50,000)

I can appreciate the budgetary problems, but you are putting severe roadblocks ahead of people trying to get out there and provide more taxable income. Students with degrees need upgrading and training just as much as 18 year-olds. And while we do have higher incomes, we have much higher financial obligations. I have 4 children to provide for and I pay \$5,000 a year just in property tax. (Annual Household Income: \$50,000 or more)

BA-RPT.FW4

SURVEY OF BACCALAUREATE DEGREE STUDENTS

COLLEGE OF THE CANYONS SANTA CLARITA COMMUNITY COLLEGE DISTRICT

SURVEY OF BACCALAUREATE DEGREE STUDENTS

DEAR STUDENT: Your answers to the following questions will help us schedule courses to meet your needs.

1. What is your MOST IMPORTANT reason for attending our college? (Check only one.)

- 79 38% a. To acquire skills for new job/career
32 16% b. To upgrade skills for present career field
11 5% c. To maintain certificate or license
2 1% d. To improve basic skills in English/reading/math
15 7% e. To earn transferable units for another degree
62 30% f. For personal interest/education development
6 3% g. Other (please describe) _____
1 <1% No Response

2. Are you enrolled in an occupational major program?

Yes 71 34% No 137 66%

If Yes, which program? (Check only one.)

- 2 3% Administration of Justice
10 14% Business Management
6 9% Computer Electronics
3 4% Drafting/CAD
2 3% Environmental Control-Water Technology
9 13% Family Studies & Early Childhood Ed.
-- -- Health Sciences
1 1% Hotel & Restaurant Management
-- -- Industrial Technologies
-- -- Information Management
-- -- Library/Media Technology
-- -- Marketing
1 1% Media Arts (Journalism, Public Relations, etc.)
17 24% Nursing
1 1% Quality Technology
16 23% Real Estate
1 1% Welding
2 3% Other (Please specify) _____

3. In what other types of courses were you enrolled Fall semester? (Check all that apply.) (Each % based on 208)

- 8 4% a. Art
10 5% b. Biological Sciences (biology, physiology, etc.)
16 8% c. Computer Science
3 1% d. Dance
5 2% e. English
3 1% f. English as a Second Language
16 8% g. Foreign Language
5 2% h. History
9 4% i. Mathematics/Statistics
13 6% j. Music
4 2% k. Personal Development
19 9% l. Physical Education
11 5% m. Physical Sciences (chemistry, physics, etc.)
4 2% n. Political Science
13 6% o. Social/Behavioral Science (econ., psych., etc.)
2 1% p. Theater Arts/Speech
7 3% q. Other (Please specify) _____

4. What is your current employment status?

- 109 52% a. Employed full-time
37 18% b. Employed part-time
-- -- c. Full-time military service
31 15% d. Unemployed but seeking work
15 7% e. Unemployed, not seeking work
15 7% f. Other (Please specify) _____
1 1% No Response

5. How many units were you taking Fall semester?

- 13 6% a. 12 or more units
32 15% b. 6 to 11.5 units
161 77% c. .5 to 5.5 units
2 1% No Response

6. When were your classes scheduled Fall semester?

- 10 5% a. During the day (mornings & afternoons)
13 6% b. Mornings only (begin before 12:00)
14 7% c. Afternoons only (begin 12:00 or later)
149 72% d. Evenings only (begin 5:00 p.m. or later)
21 10% e. Both day and evening
1 1% f. Weekends

7. Please indicate the type of college/university which granted your bachelor's degree: (each % based on 208)

- 24 12% a. University of California
- 65 31% b. California State University
- 22 11% c. California Independent University
- 46 22% d. Out-of-state Public University
- 23 11% e. Out-of-state Private University
- 26 13% f. Other (Please specify) _____
- 2 1% No Response

8. Are your educational expenses offset or reimbursed by your employer?

- 6 3% a. Fully paid for/reimbursed
- 8 4% b. Partially paid for/reimbursed
- 137 66% c. No financial assistance from employer
- 56 27% d. Not applicable/not employed
- 1 1% No Response

9. Please indicate the approximate total annual income of your household:

- 14 7% a. \$9,999 or less
- 7 3% b. \$10,000 - \$14,999
- 11 5% c. \$15,000 - \$19,999
- 11 5% d. \$20,000 - \$24,999
- 14 7% e. \$25,000 - \$29,999
- 14 7% f. \$30,000 - \$34,999
- 12 6% g. \$35,000 - \$39,999
- 17 8% h. \$40,000 - \$44,999
- 18 9% i. \$45,000 - \$49,999
- 79 38% j. \$50,000 or more
- 11 5% No Response

10. Students who may be exempt from the new \$40 differential fee are described on the enclosed sheet. PLEASE READ THESE DESCRIPTIONS CAREFULLY and indicate if you think you qualify for and plan to apply for one of the exemptions:

- 38 18% a. Dislocated worker
- 9 4% b. Displaced homemaker
- 2 1% c. Student on public assistance (AFDC, SSI, etc.)
- 3 1% d. Student paying non-resident tuition

11. Do you plan to re-enroll next semester (Spring 1993)?

- 94 45% Yes (skip to questions 12)
- 108 52% No. If No, please indicate why:
- 6 3% No Response
- 11 5% a. My educational objective will be completed.
- 76 37% b. New fees will make college too expensive.
- 23 11% c. Plan to "stop out" and re-enroll at a later time.
- 8 4% d. Will enroll at another school:
- N = 0 University of California campus
- N = 3 California State University campus
- N = 2 California Independent University
- N = 0 Public out-of-state university
- N = 1 Private out-of-state university
- N = 1 Another Calif. community college
- N = 1 Other (Please specify)
- 17 8% e. Other reasons: _____

12. If you plan to re-enroll in Spring 1993, how many units did you:

	MEAN	MEDIAN	
a. <u>Try</u> to enroll in?	5.3	4.0	N = 76
b. <u>Actually</u> enroll in?	5.1	4.0	N = 59

COMMENTS: (If you have any additional comments, add them here.)

THANK YOU FOR PARTICIPATING IN THIS SURVEY!

(Please return this form in the postage-paid envelope as soon as possible.)