

DOCUMENT RESUME

ED 342 433

JC 920 102

TITLE Educational Plant Survey: Central Florida Community College, December 16-19, 1991.

INSTITUTION Florida State Dept. of Education, Tallahassee. Office of Educational Facilities.

PUB DATE Dec 91

NOTE 62p.

PUB TYPE Reports - Research/Technical (143)

EDRS PRICE MF01/PC03 Plus Postage.

DESCRIPTORS *Capital Outlay (for Fixed Assets); *College Planning; Community Colleges; *Educational Facilities; *Educational Facilities Planning; Educational Finance; Enrollment; Enrollment Projections; Long Range Planning; Space Utilization; Tables (Data); Two Year Colleges

IDENTIFIERS Central Florida Community College

ABSTRACT

In 1991, a study was conducted at Central Florida Community College (CFCC) to aid the formulation of plans for housing the educational program, student population, faculty, administrators, staff, and auxiliary and ancillary services of the college for the following 5-year period. Section 1, 2, and 3 of the plant survey report provide background information on the survey team; the scheduling, purposes, and statutory foundations of plant surveys in the Florida community college system; procedural policies; and the cooperative process used in conducting plant surveys. Section 4 contains an overview of the college, including a historical prospective and CFCC's mission statement. Section 5 presents an analysis of CFCC's student population, including enrollment and projections, while section 6 focuses on programs, services, and facility needs, offering detailed tables of programs and their space needs. In section 7, an inventory of existing sites and facilities is provided, including a table of currently available square footage and maps. Section 8 contains the recommended plan for housing programs, students, and services in the coming 5 years on the main campus and the Bronson Special Purpose Center. Section 9 analyzes capital outlay finances, including revenue sources for capital outlay. Finally, section 10 makes recommendations for educational plants, focusing on site acquisition, site development, site improvement, renovation, remodeling, construction, and standard collegewide recommendations. The plan recommends \$24,053,441 worth of work during the 5-year period between 1991 and 1996. (JMC)

* Reproductions supplied by EDRS are the best that can be made *

* from the original document. *

ED342433

EDUCATIONAL PLANT SURVEY
CENTRAL FLORIDA COMMUNITY COLLEGE
December 16-19, 1991

DEPARTMENT OF EDUCATION
TALLAHASSEE, FLORIDA
BETTY CASTOR, COMMISSIONER

Affirmative action/Equal opportunity employer

"PERMISSION TO REPRODUCE THIS
MATERIAL HAS BEEN GRANTED BY

H. L. Rudy

BEST COPY AVAILABLE

TO THE EDUCATIONAL RESOURCES
INFORMATION CENTER (ERIC)."

U.S. DEPARTMENT OF EDUCATION
Office of Educational Research and Improvement
EDUCATIONAL RESOURCES INFORMATION
CENTER (ERIC)

☐ This document has been reproduced as
received from the person or organization
originating it

☒ Minor changes have been made to improve
reproduction quality

• Points of view or opinions stated in this docu-
ment do not necessarily represent official
OERI position or policy


JC920102

TABLE OF CONTENTS

SECTION 1.	
EDUCATIONAL PLANT SURVEY TEAM.....	1
SECTION 2.	
PREFACE.....	3
Section 3.	
INTRODUCTION TO THE EDUCATIONAL PLANT SURVEY.....	5
Statutory Foundations.....	5
Procedural Policies.....	6
Cooperative Process.....	7
SECTION 4.	
OVERVIEW OF THE COLLEGE.....	11
Historical Prospective.....	11
Mission Statement.....	13
SECTION 5.	
ANALYSIS OF STUDENT POPULATION.....	15
Student Enrollment of College.....	15
Exhibit 310: Computation of Projections for Collegewide Capital Outlay Full-Time-Equivalent Student Enrollment.....	17
Exhibit 320: Distribution of 1994-95 Projection for Capital Outlay Full-Time Equivalent Student Enrollment by Site.....	18
SECTION 6.	
PROGRAMS, SERVICES, AND FACILITY NEEDS.....	19
Exhibit 130: Program Facility List for: Site 1: Main Campus.....	20
SECTION 7.	
INVENTORY OF EXISTING SITES AND FACILITIES.....	31
Description of Sites.....	31
Description of Facilities.....	32
Exhibit 140: Existing Satisfactory Student Stations and Space by Facility For: Site 1: Main Campus.....	33
Site 2: Bronson Special Purpose Center.....	34
Instructional Facilities and Student Stations.....	35
Auxiliary and Ancillary Facilities.....	35
Exhibit 340: Aggregate Footage of Satisfactory Existing Net Square Footage by Space Category by Site.....	36
Map of Site 1: Main Campus.....	37

TABLE OF CONTENTS (Continued)

SECTION 8.	
PLAN FOR HOUSING PROGRAMS, STUDENTS, AND SERVICES.....	39
Programs and Students.....	39
Exhibit 150: Summary of Student Stations for:	
Site 1: Main Campus.....	40
Site 2: Bronson Special Purpose Center.....	41
Personnel and Services.....	42
Exhibit 160: Summary of Existing and Recommended	
Square Footage for:	
Site 1: Main Campus.....	43
Site 2: Bronson Special Purpose Center.....	44
SECTION 9.	
ANALYSIS OF CAPITAL OUTLAY FINANCES.....	45
Revenue Sources for Capital Outlay.....	45
Exhibit 210: Schedule of State Board of Education	
Bond Issues and Debt Requirements.....	47
Exhibit 220: Capital Outlay Expenditure by	
Fund Source from 1985-86 through 1989-90.....	48
Exhibit 230: Capital Outlay Expenditures by	
Project Type from 1985-86 through 1989-90.....	49
SECTION 10:	
RECOMMENDATIONS FOR EDUCATIONAL PLANTS.....	51
Exhibit 500: Recommendations for Educational	
Plants for:	
Site 1: Main Campus.....	54
Standard Collegewide Recommendations.....	62




SECTION 1
EDUCATIONAL PLANT
SURVEY
TEAM

Team members: Persons serving on the educational plant survey for Central Florida Community College were from the Department of Education, Office of Educational Facilities.

Dr. Thomas K. Bullock
Survey Director and Editor
Educational Facilities Specialist
Office of Educational Facilities

Dr. James K. Umholtz
Educational Facilities Specialist
Office of Educational Facilities

Dr. Jack Anderson
Educational Facilities Specialist
Office of Educational Facilities



SECTION 2

PREFACE

An educational plant survey is a systematic study and evaluation of existing educational plants and the determination of future educational plant needs with respect to provision of appropriate facilities for accommodating educational programs and services for students. At least every five years, each Florida community college district board of trustees arranges for a districtwide educational plant survey pursuant to requirements in Section 9(d) of Article XII of the State Constitution, as amended, and Section 235.15, Florida Statutes (F.S.). The purpose of the survey is to aid the formulation of plans for housing the educational program, student population, faculty, administrators, staff, and auxiliary and ancillary services of the college for the following five-year period.


This publication, prepared for the District Board of Trustees of Central Florida Community College, is the report of findings of the educational plant survey for Central Florida Community College conducted December 16-19, 1991. The report contains recommendations for the educational plants of the college for the period from December 19, 1991 through June 30, 1996. The recommendations herein supersede all previous survey recommendations not implemented as of December 19, 1991, by either execution of a construction contract or issuance of a purchase order.

The findings and recommendations contained in this survey report enable the Board of Trustees to accomplish certain responsibilities with which it is vested: adoption of a proposed long-range plan for educational plants and auxiliary and ancillary facilities under Section 235.16, F.S.; adoption of a capital outlay budget as part of the college annual budget under Section 235.18, F.S.; submission to the Commissioner of Education of a three-year plan and data required for development of the annual legislative capital outlay budget request under Section 235.41, F.S.; use of state capital

outlay funds for payment for capital outlay projects under Rule 6A-2.0204(4), Florida Administrative Code (FAC); and formulation of a proposed building program and its submission in the form of a project priority list through the Office of Educational Facilities to the State Board of Education for approval under Rule 6A-2.0207, FAC, with the order of priority for expenditure of funds established in accordance with Rule 6A-2.0206, FAC.

Additionally, the survey report serves to satisfy the requirement of Section 240.327 (1), F.S., that the need for community college facilities be established by a survey. Finally, pursuant to Section 235.435(4)(a), F.S., all remodeling, renovation, and new construction projects included in the three-year priority list for legislative funding, prepared by the State Board of Community Colleges for the capital outlay budget request, must have been recommended by a survey.

The survey team gratefully acknowledges the contributions of time, effort, and expertise made by everyone who participated in the survey process: members of the faculty, staff, and administration at Central Florida Community College and staff of the Department of Education. In particular, we would like to express our considerable appreciation to Dr. Charles Hayes, Vice President for Administration and Survey Coordinator for the college.



SECTION 3
INTRODUCTION
TO THE
EDUCATIONAL PLANT SURVEY

The educational plant survey is the initial planning phase for providing public educational plants in the State of Florida. Careful planning contributes to appropriate housing of educational programs and services for students and to the wise expenditure of public funds. The educational plant survey is established in the Constitution of the State of Florida and the Statutes of Florida.

Statutory Foundations: The statutory foundations for educational plant surveys are described below.

Legal Basis: The legal basis for the educational plant survey is established in Section 235.15, Florida Statutes:

Educational plant survey required.--At least every 5 years, each board, including the Board of Regents, shall arrange for an educational plant survey, to aid in formulating plans for housing the educational program and student population, faculty, administrators, staff, and auxiliary and ancillary services of the district or campus. Each survey shall be conducted by the Department of Education or an agency approved by the commissioner. Surveys conducted by agencies other than the Department of Education shall be reviewed and approved by the commissioner. The survey report shall include at least an inventory of existing educational and ancillary plants; recommendations for existing educational and ancillary plants; recommendations for new educational or ancillary plants, including the general location of each; and such other information as may be required by the rules of the State Board of Education. An official copy of each survey report shall be filed by the board with the office. This report may be amended, if conditions warrant, at the request of the board or commissioner.

Definition: Educational plant survey means a systematic study of present educational and ancillary plants and the determination of future needs to provide an appropriate educational program and services for each student.

Purpose: The purpose of a community college educational plant survey is to aid the Board of Trustees in formulating plans for housing the educational program and student population, faculty, administrators, staff, and auxiliary and ancillary services of the college district for the following five-year period.

Requirement: At least every five years, each Board of Trustees shall arrange for an educational plant survey,

Alternative Methods: An educational plant survey shall be conducted either by the Department of Education or by an agency approved by the Commissioner of Education. Surveys conducted by agencies other than the Department of Education shall be reviewed and approved by the Commissioner.

Status of Prior Surveys: A new educational plant survey shall supersede, as of the date it is conducted, all previous survey recommendations which have not been implemented either by execution of a construction contract or issuance of a purchase order.

Amendment of Current Survey: The current survey may be amended during the projected period if conditions appear to justify a change in the projected building construction program by request for a supplementary survey made by the Board of Trustees or the Commissioner of Education.

Written Report: A written report containing the findings of the educational plant survey and recommendations for housing the educational programs and projected student population of the college shall be made to the Board of Trustees. An official copy of each survey report shall be filed by the Board with the Office of Educational Facilities.

Procedural Policies: Procedural policies incorporated in the educational plant survey process for community colleges are explained below.

Student Enrollment Projections: The survey uses five-year capital outlay full-time-equivalent student enrollment projections developed by the Division of Community Colleges, Department of Education. The distribution of these projections by site is furnished by the college.

Educational Programs: The survey formulates a plan for housing the programs and services provided by the college. The Board of Trustees determines what programs and services are offered. The regional coordinating council for vocational education, adult general education, and community instructional services makes recommendations related to vocational programs to the Board of Trustees.

Program Facility Lists: Survey evaluation and planning are conducted with reference to program facility lists prepared through cooperative efforts of college staff and the Office of Educational Facilities. The lists are based on size of space and occupant design criteria included in the Florida Administrative Code for programs and services approved by the Board of Trustees, as well as special needs of the college.

Facilities Inventory: The survey uses the information about existing educational plants carried in computerized state inventory files containing data for sites, facilities, and rooms. The inventory is validated through cooperative efforts of college staff and the Office of Educational Facilities.

Student Stations: The survey counts capacity carrying student stations that are satisfactory and designates which stations are unsatisfactory.

Space Utilization: Survey evaluation and planning are conducted with regard to standard utilization criteria for instructional spaces. Criteria for classrooms are: 65 hours of room use per week, Monday through Saturday; 90 percent rate of room occupancy; 55 percent rate of station occupancy for sites with up to 2500 capital outlay full-time-equivalent student enrollment (CO-FTE) and 60 percent rate of station occupancy for sites with 2500 or greater CO-FTE; and 13 average weekly contact hours per CO-FTE.

Standards for vocational laboratories are: 36 hours of room use per week; 68 percent rate of station occupancy; and 12 average weekly contact hours per vocational CO-FTE. Standards for nonvocational laboratories are: 21 hours of room use per week for sites with up to 2500 CO-FTE and 24 hours of room use per week for sites with 2500 or greater CO-FTE; 80 percent rate of station occupancy; and four average weekly contact hours per nonvocational CO-FTE.

Recommendations: The survey makes recommendations for site acquisition, development, and improvement, remodeling, renovation, and new construction for sites and facilities owned by the college. Standard recommendations are included for provision of custodial services facilities, provision of sanitation facilities, correction of safety deficiencies, modification for compliance with handicap standards, replacement of defective roofs, and purchase of equipment.

Recommendations for leased sites and facilities are made in accordance with the provisions of Sections 235.055 and 235.056, F.S., and Rule 6A-2.029, FAC. Recommendations pertaining to new campuses, centers, and sites are considered only after a proposal for establishment submitted by the college has been recommended by the State Board of Community Colleges as well as the Postsecondary Education Planning Commission and approved by the State Board of Education.

State Funds: Survey recommendations establish need for capital outlay projects; they do not imply automatic availability of funds to pay for projects. Information about state funds for public education capital outlay projects and about eligibility for expenditure is found in Section 9(a)(2) and Section 9(d) of Article XII of the State Constitution, as amended, Chapter 235 and Chapter 240 of the Florida Statutes, and Rule 6A-2 of the Florida Administrative Code.

Cooperative Process: An educational plant survey conducted for a district Board of Trustees by the Department of Education is accomplished through cooperative efforts of the college administration and staff of the Office of Educational Facilities. The steps in the cooperative survey process are listed below.

1. The Board of Trustees requests, by resolution, that the Department of Education conduct a survey to determine the status and needs of the educational plants of the college district.
2. The director of the Educational Facilities Planning and Evaluation Section (Planning and Evaluation), Office of Educational Facilities, schedules the survey, appoints the survey director, and assigns survey staff from the Department of Education.
3. The college president appoints the survey coordinator for the college.
4. The survey director and other Planning and Evaluation staff are available for consultation and service to the college throughout the survey process.
5. The survey director gives the five-year capital outlay full-time-equivalent student enrollment projections developed by the Division of Community Colleges to the survey coordinator. College staff distribute the projections by site.

6. The Board of Trustees receives recommendations related to vocational programs from the regional coordinating council for vocational education, adult general education, and community instructional services. The Board of Trustees establishes the educational programs to be provided by the college during the five-year period of the survey.

College staff list the programs, indicating which ones the board wishes to continue, expand, initiate, and delete. Based on program decisions of the board, together, college administrators and staff and Planning and Evaluation staff prepare program facility lists for each campus, center, and special purpose center.

7. College staff furnish site plans and building schematics for all sites and facilities owned by the college and for those leased for more than one year. Together, college staff and Planning and Evaluation staff validate and correct data for sites, facilities, and rooms carried in the computerized state inventory files as well as the site plans and building schematics.

8. College administrators and staff prepare lists for each site of needs identified by the college for site acquisition, development, and improvement, remodeling, renovation, and new construction. Outdoor physical education facilities are included under site improvement. Items may be included for projects in the planning stage for which an architect is employed but no construction contract has been executed.


Items for remodeling and renovation contain specific information: building number and name; room numbers; current functions of spaces, use codes, square footages, and student stations; as well as needed functions of spaces, use codes, square footages, and student stations. Items for new construction specify needed functions of spaces, use codes, net and gross square footages, and student stations.

Cost estimates are provided for items for site acquisition, development, and improvement; they may be furnished for other items as well. Cost estimates for survey recommendations involving building square footage are based on cost figures for the college used in the legislative capital outlay budget request for the fiscal year in which the survey is conducted. The survey director can provide these cost figures to the survey coordinator.

9. College staff prepare a survey workbook for use by survey staff during the educational plant survey. The workbook contains documentation related to items 5, 6, 7, and 8, above. It also contains general background information about the college and is supplemented with a current catalogue.

A copy of the workbook is provided for each survey staff member. One copy, along with the catalogue, is given to the survey director at least ten days before the opening date of the survey. The other copies may be distributed to survey staff at the beginning of the survey.

10. The college finance officer furnishes the survey director with particular financial information pertaining to state board of education bond issues and certain debt requirements, capital outlay expenditures by fund source, and capital outlay expenditures by project type.
11. The survey director and staff conduct the educational plant survey on site in the college district. They visit and evaluate all existing sites and facilities. They study and analyze all available information relevant to educational and ancillary plant needs. They discuss needs with college administrators and staff. Finally, they develop recommendations to provide for the needs.
12. The survey director, aided by survey staff, prepares the written report of findings and recommendations for the Board of Trustees. An official copy is filed with the Office of Educational Facilities.



SECTION 4

OVERVIEW

OF THE COLLEGE

The goal of the educational plant survey is to assist the college by developing a plan for housing the programs and services provided by the college. Educational plant needs are the focus of the survey. It also helps to have a general understanding of the college. The following information was provided by the college.

Historical Prospective: Central Florida Junior College was established in 1957 as a comprehensive, public community junior college serving the State of Florida and, specifically, the counties of Citrus, Levy and Marion. Instruction began in the fall of 1958 to a group of 320 students in temporary facilities at the Marion County Vocational School. Central Florida Junior College and Hampton Junior College merged on July 1, 1966.

The permanent campus was established on a 60-acre tract of land donated by the Atlantic Realty and Investment Company and the City of Ocala. The purchase in 1974 of an additional 60 acres adjacent to the western end of the original campus enabled CFCC to construct new vocational facilities and a competition swimming pool. The attractive, wooded campus is located on State Road 200, west of downtown Ocala and east of Interstate Highway 75.

The Bronson Special Purpose Center in Levy County opened in January 1982 on a 20-acre site a mile and a quarter east of Bronson on Alternate U.S. Highway 27. It is currently being used for registration, counseling, and frequent non-credit evening classes.

The Citrus County joint use site at Lecanto opened in the fall of 1984 with a limited variety of class offerings. With continuing growth, the college is able to offer a wider variety of courses to students at Lecanto. The campus is located on State Road 491, approximately two miles south of State Road 44.

To accurately reflect the character and purpose of the college, its name was changed to Central Florida Community College (CFCC) on July 1, 1971.

Dr. William J. Campion assumed the presidency March 1, 1987, replacing Dr. Henry E. Goodlett, who in January of 1966 succeeded Dr. Joseph W. Fordyce, appointed in May of 1960. Charles Hamblen, Jr., served as acting president between the resignation of Dr. Kenneth R. Williams in early 1960 and the appointment of Dr. Fordyce. Dr. Williams had assumed his duties on January 1, 1958, soon after the Florida Legislature established the college.

College operations are governed by the Central Florida Community College District Board of Trustees. Members of this board are appointed by Florida's governor, who selects from names submitted by advisory committees from the three participating counties. The chief administrative officer of the college is the president, who also serves as secretary to the District Board of Trustees.

A wide range of pre-professional (ASSOCIATE IN ARTS DEGREE) programs is available for the student who plans to transfer to a four-year college or university.

ASSOCIATE IN SCIENCE DEGREES are awarded in programs designed to train students for entry employment in various areas of business and industry. Courses are designed for those who wish to enter the world of work and may not be transferable to other institutions for advanced standing and degrees.

CERTIFICATES verifying proficiency in the occupational areas studied will be awarded to students who successfully complete objectives of their programs.

The college is designated as an AREA VOCATIONAL EDUCATION SCHOOL by the State Board of Education. The curriculum includes programs of study designed to prepare people for initial employment and offers opportunities for upgrading or retraining of workers in a wide range of occupational areas. Program completers are awarded occupational credit certificates. Most of the courses can be completed in less than a year. Occupational programs are offered only on the Ocala campus.

Students needing academic assistance may take advantage of COLLEGE PREPARATORY courses in the area of language arts, mathematics, and reading.

The Continuing Education Division provides a base for NON-CREDIT activities offered through the college. Educational and training activities which are coordinated through this division include the Single Parent/Displaced Homemaker Program, Real Estate Institute, Management Development Center, Institute of Government, Equine Studies Program, and a wide variety of workshops, seminars and conferences in professional development and continuing education.

Opportunities to integrate classroom study with practical experience are found in the COOPERATIVE EDUCATION PROGRAM. Students may find Cooperative Education a means of defraying college expenses.

The Florida Department of Health and Rehabilitative Services has designated CFCC an EMERGENCY MEDICAL TRAINING CENTER offering both Emergency Medical Technician (EMT) and Paramedic training. The Paramedic program is accredited by the American Medical Association.


The City of Ocala Fire Department operates a fire station, complete with an advanced life support fire rescue unit, on the campus. The facility offers not only protection to the campus and surrounding area, but excellent laboratory facilities for FIRE SCIENCE AND PARAMEDIC students.

Florida State Board of Nursing-approved continuing education programs are available for REGISTERED and LICENSED PRACTICAL NURSES to meet relicensure requirements.

Police recruit training, corrections training, law enforcement and corrections seminars, schools and courses are offered through the college's FLORIDA INSTITUTE OF CRIMINAL JUSTICE, a non-profit CFCC organization.

CFCC is authorized under federal law to enroll non-immigrant alien students. These students are required to follow the regular admission procedures and provide evidence of financial responsibility and English language proficiency.

Mission Statement: Central Florida Community College is a comprehensive community college committed to providing equal access to opportunities that enable its constituents to adapt to a rapidly-growing and technologically changing environment. CFCC leads as an innovative educational network building a stronger community by providing college transfer programs, occupational training, student services, college preparatory and adult education programs.



SECTION 5

ANALYSIS

OF

STUDENT POPULATION

College Service Area: Central Florida Community College serves the geographic district of the state comprised of the counties of Citrus, Levy and Marion. Because it is a non-residential college, the great majority of the student population lives in the college district.

Student Enrollment of College: Student enrollment was the single most important factor considered by the survey team in making decisions related to planning square footage size and total amount of facilities. The unit of enrollment used in the survey was the capital outlay full-time-equivalent student (CO-FTE). It represents a student enrolled full time for fall, spring, and summer semesters during the academic year in classes taught in college-owned facilities. The level of enrollment used was the number of CO-FTE projected for the fifth year beyond the fiscal year in which the survey was conducted. The CO-FTE projections were separated according to vocational and nonvocational enrollments. Furthermore, they were distributed by site to enable appropriate planning for particular needs of each campus of the college. Collegewide CO-FTE projections are displayed in **Exhibit 310: Full-Time Equivalent Student Enrollment**. Distribution among sites is shown in **Exhibit 320: Distribution of Projected FTE Enrollment**.

The method for computation and distribution deserves note. Each year the college submits a report of actual full-time-equivalent student enrollment (FTE) to the Bureau of Information Systems, Division of Community Colleges. Using the last five years of actual FTE data along with general population figures for the college district, the Bureau projects both annual and capital outlay FTE for the next six-year period. The difference between annual FTE and CO-FTE equates to the deletion of courses using

unowned space not requiring permanent facilities. Finally, using CO-FTE projections computed by the Bureau, the college distributes collegewide vocational and nonvocational CO-FTE among sites based on local expectation for the enrollment pattern throughout the district.

Exhibit 310

College: CENTRAL FLORIDA COMMUNITY COLLEGE

COMPUTATION OF PROJECTIONS FOR COLLEGEWIDE
CAPITAL OUTLAY FULL-TIME-EQUIVALENT STUDENT ENROLLMENT

ITEM	1992-93	1993-94	1994-95	1995-96	1996-97
TOTAL CAPITAL OUTLAY FTE PROJECTIONS	3,189	3,376	3,563	3,744	3,923

NONVOCATIONAL FTE:					
* Annual FTE	1,781	1,887	1,991	2,093	2,194
Less: FTE Not Req Perm Facilities	0	0	0	0	0
	-----	-----	-----	-----	-----
Adjusted Annual FTE Projection	1,781	1,887	1,991	2,093	2,194
	-----	-----	-----	-----	-----
VOCATIONAL FTE:					
* Annual FTE	1,408	1,489	1,572	1,651	1,729
Less: FTE Not Req Perm Facilities	0	0	0	0	0
	-----	-----	-----	-----	-----
Adjusted Annual FTE Projection	1,408	1,489	1,572	1,651	1,729
	-----	-----	-----	-----	-----

SOURCE: Department of Education, Division of Community Colleges, Bureau of Information Systems, "Computation of Four Quarter Average FTE for the Capital Outlay Formula Budget", September 5, 1991.

* Capital outlay full-time-equivalent student enrollment, 1996-97, projected.

College: CENTRAL FLORIDA COMMUNITY COLLEGE


**DISTRIBUTION OF 1996-97 PROJECTION FOR CAPITAL OUTLAY
FULL-TIME-EQUIVALENT STUDENT ENROLLMENT BY SITE**

CAMPUS	NON- VOCATIONAL CO-FTE	VOCATIONAL CO-FTE	TOTAL CO-FTE *	PERCENT COLLEGE FTE
TOTAL CAPITAL OUTLAY FTE FOR COLLEGE	2,194	1,729	3,923	100.00%

Site : No. 1: Main Campus	2,192	1,687	3,879	98.88%
Site : No. 2: Bronson Special Purpose Center	2	42	44	1.12%

SOURCE: Capital Outlay FTE Projections furnished by college as of December 16, 1991.

* Capital outlay full-time-equivalent student enrollment, 1996-97, projected.



SECTION 6

PROGRAMS, SERVICES

AND

FACILITY NEEDS

Under the provisions of Section 240.319(3)(b), F.S., and Rule 6A-14.0247(3), FAC, the community college Board of Trustees has responsibility for establishing the programs and services provided by the college. The supportive role of the educational plant survey is to formulate a plan for housing the programs and services offered. The survey team developed a comprehensive five-year plan for appropriately accommodating the educational program, student population, faculty, administrators, staff, and auxiliary and ancillary services of the college.

A program facility list, or model of need, was prepared for each officially designated site. The development process involved participation by college administrators and key personnel representing vocational and nonvocational program areas, in consultation with staff of the Educational Facilities Planning and Evaluation Section, Office of Educational Facilities, and with reference to size of space and occupant design criteria provided in Rule 6A-2.032, FAC. In addition to detailed requirements for instructional programs, the list prescribed aggregate square footages for auxiliary and ancillary services classified according to physical education, library, audiovisual, auditorium/exhibition, student services, office, and institutional support services. The program facility lists for Central Florida Community College are presented by site in **Exhibit 130: Facilities List**.

Exhibit 130

College: CENTRAL FLORIDA COMMUNITY COLLEGE

Year: 1996-97

Site : No. 1: Main Campus

Site CO-FTE : 3879

Nonvocational: 2192

Vocational : 1687

ICS CODE	DESCRIPTION OF SPACE	STA- TIONS PER SPAC	SQ/FT PER STA- TION	SQ/FT EACH SPACE	NO. SPA- CES	TOTAL SQ/FT	TOTAL STATIONS
GRAND TOTALS - CLASSROOMS AND LABS						201,232	2,718
10000000	INSTRUCTIONAL SPACES						
10000000	GENERAL CLASSROOMS						
10000000	Classroom	30	25	750	48	36,000	1,440
	Storage, Material			75	48	3,600	
				825	96	39,600	
11000000	NONVOCATIONAL LABORATORIES						
11104000	BIOLOGICAL SCIENCES						
11104010	Biology Lab	24	55	1,320	4	5,280	96
	Storage, Material			125	4	500	
	Storage, Project			275	4	1,100	
				1,720	12	6,880	
11119000	PHYSICAL SCIENCES						
11119020	Physics Lab	24	55	1,320	3	3,960	72
	Storage, Material			125	3	375	
	Storage, Project			175	3	525	
				1,620	9	4,860	
11119050	Chemistry Lab	24	55	1,320	2	2,640	48
	Storage, Material			125	2	250	
	Storage, Project			175	2	350	
				1,620	6	3,240	
11119070	Organic Chemistry Lab	24	55	1,320	1	1,320	24
	Storage, Material			125	1	125	
	Storage, Project			175	1	175	
				1,620	3	1,620	
11210000	FINE AND APPLIED ARTS						
11210020	Art (Ceramics) Lab	20	50	1,000	1	1,000	20
	Kiln			60	1	60	
	Storage, Material			100	1	100	
	Storage, Project			175	1	175	

College: CENTRAL FLORIDA COMMUNITY COLLEGE

Year: 1996-97

Site : No. 1: Main Campus

Site CO-FTE : 3879

Nonvocational: 2192

Vocational : 1687

Nonvocational: 2192		STA-		SQ/FT	NO.		
Vocational : 1687		TIONS PER		EACH	SPA-	TOTAL	TOTAL
		PER	STA-		CES	SQ/FT	STATIONS
ICS CODE DESCRIPTION OF SPACE		SPAC	TION	SPACE			
				1,335	4	1,335	
11210020	Art (Drawing/Oil/Paint) Lab	20	50	1,000	2	2,000	40
	Kiln			60	2	120	
	Storage, Material			100	2	200	
	Storage, Project			175	2	350	
				-----	----	-----	
				1,335	8	2,670	
11210041	Band Lab	30	35	1,050	1	1,050	15
	Ensemble			300	1	300	
	Practice, Music (1/40 students)			50	1	50	
	Practice, Music (1/40 students)			50	1	50	
	Practice, Music (1/40 students)			50	1	50	
	Reference			100	1	100	
	Storage, Instrument			400	1	400	
	Storage, Uniform			60	1	60	
				-----	----	-----	
				2,060	8	2,060	
11210041	Choral Lab	30	35	1,050	1	1,050	15
	Ensemble			300	1	300	
	Practice, Music (1/40 students)			50	1	50	
	Practice, Music (1/40 students)			50	1	50	
	Practice, Music (1/40 students)			50	1	50	
	Reference			100	1	100	
	Storage, Instrument			400	1	400	
	Storage, Uniform			60	1	60	
				-----	----	-----	
				2,060	8	2,060	
11210042	Piano Lab	15	25	375	1	375	15
	Storage, Material			100	1	100	
				-----	----	-----	
				475	2	475	
11000000	OTHER PROGRAMS						
11806020	Journalism Lab	15	45	675	1	675	15
	Storage, Material			100	1	100	
				-----	----	-----	
				775	2	775	

College: CENTRAL FLORIDA COMMUNITY COLLEGE

Year: 1996-97

Site : No. 1: Main Campus

Site CO-FTE : 3879

Nonvocational: 2192

Vocational : 1687

ICS CODE	DESCRIPTION OF SPACE	STA- TIONS PER SPAC	SQ/FT PER STA- TION	SQ/FT EACH SPACE	NO. SPA- CES	TOTAL SQ/FT	TOTAL STATIONS
13100000	DEVELOPMENTAL EDUCATION						
13100000	Math Lab	20	45	900	1	900	20
	Storage, Material			100	1	100	
				-----	-----	-----	
				1,000	2	1,000	
13100000	Reading Lab	20	45	900	1	900	20
	Storage, Material			100	1	100	
				-----	-----	-----	
				1,000	2	1,000	
13100000	Writing Lab	20	45	900	1	900	20
	Storage, Material			100	1	100	
				-----	-----	-----	
				1,000	2	1,000	
13100000	Developmental Lab	20	45	900	2	1,800	40
	Storage, Material			100	2	200	
				-----	-----	-----	
				1,000	4	2,000	
12000000	VOCATIONAL/TECHNICAL LABORATORIES						
12000000	RESOURCE SPACE						
12000000	IMTS Lab	60	47	2,820	1	2,820	0
	Classroom, Related Instruction			525	1	525	
	Testing			250	1	250	
	Reception			360	1	360	
				-----	-----	-----	
				3,955	4	3,955	
12100000	AGRICULTURAL EDUCATION						
12105000	ORN HORT (PROD, PROC, MKT & SERV)						
12105000	Ornamental Horticulture Lab	20	50	1,000	1	1,000	20
	Classroom, Related Instruction			525	1	525	
	Greenhouse			800	1	800	
	Lockers, Toilets and Showers			150	1	150	
	Reference			200	1	200	
	Storage, Flammable			175	1	175	
	Storage, Material			175	1	175	
	Storage, Tool			350	1	350	
	Storage, Machinery			1,100	1	1,100	

Exhibit 130

College: CENTRAL FLORIDA COMMUNITY COLLEGE

Year: 1996-97

Site : No. 1: Main Campus

Site CO-FTE : 3879

Nonvocational: 2192

Vocational : 1687

ICS CODE	DESCRIPTION OF SPACE	STA- SQ/FT		SQ/FT	NO.	TOTAL	TOTAL
		TIONS PER	STA-	EACH	SPA-	SQ/FT	STATIONS
		PER	SPAC	SPACE	CES		
				4,475	9	4,475	
12213000	Mgmt-Super Classroom	20	27	540	1	540	20
	Storage, Material			125	1	125	
				665	2	665	
12300000	HEALTH OCCUPATIONS EDUCATION						
12300000	DENTAL						
12301020	Dental Hygiene Lab-Asoc Degree	15	95	1,425	1	1,425	15
	Classroom, Related Instruction			525	1	525	
	Darkroom			30	1	60	
	Lockers, Faculty			90	1	90	
	Lockers, Student			360	1	360	
	Operations			360	1	360	
	Reception			360	1	360	
	Storage, Material			125	1	125	
	X-Ray			135	1	135	
				3,440	9	3,440	
12303000	NURSING						
12303010	Nursing Lab (RN)	12	158	1,896	4	7,584	48
	Classroom, Related Instruction			525	4	2,100	
	Storage, Material			300	4	1,200	
	Lockers, Student			180	4	720	
	Reception			135	4	540	
	Reference			360	4	1,440	
	Conference			225	4	900	
				3,621	28	14,484	
12303030	Nursing Assisting Lab (Aide)	18	62	1,116	1	1,116	18
	Storage, Material			125	1	125	
				1,241	2	1,241	
12303050	Surgical Tech Lab (Oper Rm Tech)	15	100	1,500	1	1,500	15
	Scrub			100	1	100	
	Sterilization			70	1	70	

College: CENTRAL FLORIDA COMMUNITY COLLEGE

Year: 1996-97

Site : No. 1: Main Campus

Site CO-FTE : 3879

Nonvocational: 2192

Vocational : 1687

ICS CODE	DESCRIPTION OF SPACE	STA- TIONS PER SPAC	SQ/FT STA- TION	SQ/FT EACH SPACE	NO. SPA- CES	TOTAL SQ/FT	TOTAL STATIONS
	Storage, Material			175	1	175	
				-----	-----	-----	
				1,845	4	1,845	
12304000	REHABILITATION						
12304021	Physical Therapy Assistant	15	80	1,200	1	1,200	15
	Hydrotherapy			560	1	560	
	Storage, Material			175	1	175	
				-----	-----	-----	
				1,935	3	1,935	
12304050	Massage Therapy Laboratory	15	63	945	1	945	15
	Classroom, Related Instruction			525	1	525	
	Colon I. V.			135	1	135	
	Hydrotherapy			315	1	315	
	Sauna			70	1	70	
	Shower, Mens			225	1	225	
	Shower, Womens			225	1	225	
				-----	-----	-----	
				2,440	7	2,440	
12307000	ENVIRONMENTAL HEALTH						
12307020	Radit Prot Lab (Rad Health Tech)	15	80	1,200	1	1,200	15
	Technical Laboratory			940	1	940	
	Classroom, Related Instruction			525	1	525	
	Storage, Material			175	1	175	
	Darkroom			360	1	360	
				-----	-----	-----	
				3,200	5	3,200	
12309000	MISCELLANEOUS HEALTH EDUCATION						
12309070	Emerg Med Tech Lab (Paramedic)	15	88	1,320	2	2,640	30
	Classroom, Related Instruction			525	2	1,050	
	Storage, Material			250	2	500	
	Telemetry			1,080	2	2,160	
				-----	-----	-----	
				3,175	8	6,350	
12309140	Cardiopulmonary Tech Lab	15	167	2,505	1	2,505	15
	Classroom, Related Instruction			525	1	525	
	Storage, Material			545	1	545	

College: CENTRAL FLORIDA COMMUNITY COLLEGE

Year: 1996-97

Site : No. 1: Main Campus

Site CO-FTE : 3879

Nonvocational: 2192

Vocational : 1687

ICS CODE	DESCRIPTION OF SPACE	STA- TION'S PER SPAC	SQ/FT PER STA- TION	SQ/FT EACH SPACE	NO. SPA- CES	TOTAL SQ/FT	TOTAL STATIONS
	Technical Laboratory			940	1	940	
				-----	-----	-----	
				4,515	4	4,515	
12399000	HEALTH OCCUPATIONS EDUC, OTHER						
12399080	Pharmacy Assisting Lab	15	133	1,995	1	1,995	15
	Classroom, Related Instruction			525	1	525	
	Storage, Material			175	1	175	
				-----	-----	-----	
				2,695	3	2,695	
12400000	HOME ECONOMICS						
12401000	HOMEMAKING: PREP PERS HOME/FAM LIVING						
12401020	Child Care Svcs Lab-Child Dev	20	52	1,040	2	2,080	40
	Classroom, Related Instruction			525	2	1,050	
	Isolation			45	2	90	
	Kitchen, Home Economics			125	2	250	
	Observation			80	2	160	
	Storage, Material			100	2	200	
	Storage, Student			45	2	90	
	Toilet, Student			28	2	56	
	Toilet, Student			28	2	56	
	Storage, Outside			50	2	100	
				-----	-----	-----	
				2,066	20	4,132	
12402060	Interior Design Tech Lab	20	80	1,600	1	1,600	20
	Storage, Material			100	1	100	
	Storage, Project			175	1	175	
				-----	-----	-----	
				1,875	3	1,875	
12500000	BUSINESS EDUC/OFFICE OCCUPATIONS						
12501000	ACCOUNTING						
12501010	Acct & Comp Lab	25	56	1,400	1	1,400	25
	Storage, Material			100	1	100	
				-----	-----	-----	
				1,500	2	1,500	
12502000	BUSINESS DATA PROC SYSTEMS						
12502000	Bus Data Proc Lab	15	63	945	4	3,780	60

College: CENTRAL FLORIDA COMMUNITY COLLEGE

Year: 1996-97

Site : No. 1: Main Campus

Site CO-FTE : 3879

Nonvocational: 2192

Vocational : 1687

ICS CODE	DESCRIPTION OF SPACE	STA- TIONS PER PER SPAC	SQ/FT STA- TION	SQ/FT EACH SPACE	NO. SPA- CES	TOTAL SQ/FT	TOTAL STATIONS
	Classroom, Related Instruction			525	4	2,100	
	Storage, Material			100	4	400	
				-----	-----	-----	
				1,570	12	6,280	
12507000	STENOGRAPHIC AND SECRETARIAL						
12507000	Sec'y Occupations Lab	24	58	1,392	2	2,784	48
	Storage, Material			100	2	200	
				-----	-----	-----	
				1,492	4	2,984	
12507070	Word Processing Lab	24	70	1,680	2	3,360	48
	Storage, Material			100	2	200	
				-----	-----	-----	
				1,780	4	3,560	
12600000	TRADE AND INDUSTRIAL OCCUPATIONS						
12601000	AIR COND & ENVIRONMENTAL CONTROL						
12601010	AC/Refrig/Heat Tech Lab-Cooling	20	143	2,860	1	2,860	20
	Classroom, Related Instruction			525	1	525	
	Shower, Emergency			25	1	25	
	Storage, Material			175	1	175	
	Storage, Project			360	1	360	
	Storage, Tool			175	1	175	
	Storage, Material			350	1	350	
				-----	-----	-----	
				4,470	7	4,470	
12603000	AUTOMOTIVE SERVICES						
12603011	Automotive Body Repair Lab	20	190	3,800	1	3,800	20
	Classroom, Related Instruction			525	1	525	
	Frame Machine			400	1	400	
	Spray			450	1	450	
	Storage, Flammable			75	1	75	
	Storage, Material			175	1	175	
	Storage, Tool			175	1	175	
				-----	-----	-----	
				5,600	7	5,600	
12603020	Auto Mechanics Lab	20	171	3,420	2	6,840	40
	Classroom, Related Instruction			525	2	1,050	

College: CENTRAL FLORIDA COMMUNITY COLLEGE

Year: 1996-97

Site : No. 1: Main Campus

Site CO-FTE : 3879

Nonvocational: 2192

Vocational : 1687

ICS CODE	DESCRIPTION OF SPACE	STA- TIONS PER SPAC	SQ/FT PER STA- TION	SQ/FT EACH SPACE	NO. SPA- CES	TOTAL SQ/FT	TOTAL STATIONS
	Storage, Material			175	2	350	
	Storage, Project			175	2	350	
	Storage, Material			100	2	200	
	Storage, Tool			135	2	270	
	Storage, Flammable			75	2	150	
	De-grease Area, Outdoor			180	2	360	
				-----	-----	-----	
				4,785	16	9,570	
12607000	COMMERCIAL ART						
12607000	Commercial Art Lab	20	119	2,380	1	2,380	20
	Reproduction			135	1	135	
	Storage, Material			175	1	175	
	Storage, Project			175	1	175	
	Storage, Tool			90	1	90	
				-----	-----	-----	
				2,955	5	2,955	
12610000	CONSTRUCTION & MAINTENANCE						
12610002	Building Construction Tech Lab	20	66	1,320	1	1,320	20
	Reproduction			180	1	180	
	Storage, Material			350	1	350	
	Storage, Project			175	1	175	
				-----	-----	-----	
				2,025	4	2,025	
12610020	Electric Wiring Lab	20	114	2,280	1	2,280	20
	Classroom, Related Instruction			525	1	525	
	Storage, Material			175	1	175	
	Storage, Tool			175	1	175	
				-----	-----	-----	
				3,155	4	3,155	
12613000	DRAFTING AND DESIGN						
12613000	Drafting & Design Tech Lab	20	76	1,520	1	1,520	20
	Reproduction			180	1	180	
	Storage, Material			175	1	175	
	Storage, Project			175	1	175	
				-----	-----	-----	
				2,050	4	2,050	

College: CENTRAL FLORIDA COMMUNITY COLLEGE

Year: 1996-97

Site : No. 1: Main Campus

Site CO-FTE : 3879

Nonvocational: 2192

Vocational : 1687

ICS CODE	DESCRIPTION OF SPACE	STA- TIONS PER SPAC	SQ/FT STA- TION	SQ/FT EACH SPACE	NO. SPA- CES	TOTAL SQ/FT	TOTAL STATIONS
12615000	ELECTRONICS						
12615040	Electronic Tech Lab	20	76	1,520	1	1,520	20
	Classroom, Related Instruction			525	1	525	
	Storage, Material			175	1	175	
	Storage, Project			175	1	175	
	Storage, Tool			90	1	90	
				-----	-----	-----	
				2,485	5	2,485	
12623000	METALWORKING						
12623060	Welding Lab	20	142	2,840	1	2,840	20
	Classroom, Related Instruction			525	1	525	
	Storage, Material			350	1	350	
	Storage, Tool			135	1	135	
				-----	-----	-----	
				3,850	4	3,850	
12626000	PERSONAL SERVICES						
12626020	Cosmetology Lab	20	76	1,520	3	4,560	60
	Classroom, Related Instruction			800	3	2,400	
	Dispensary			90	3	270	
	Facial			90	3	270	
	Lockers, Student			180	3	540	
	Reception			90	3	270	
	Storage, Material			75	3	225	
	Toilet, Student			42	3	126	
				-----	-----	-----	
				2,887	24	8,661	
12629000	QUANTITY FOOD						
12629010	Comm Food/Cul Art Lab-Baking	20	95	1,900	1	1,900	20
	Classroom, Related Instruction			525	1	525	
	Dining, Vocational			540	1	540	
	Freezer, Walk-in			90	1	90	
	Garbage, Refrigerated			25	1	25	
	Lockers, Toilets and Showers			180	1	180	
	Refrigerator, Walk-in			90	1	90	
	Storage, Dry, Food Services			180	1	180	
				-----	-----	-----	
				3,530	8	3,530	

Exhibit 130

College: CENTRAL FLORIDA COMMUNITY COLLEGE

Year: 1996-97

Site : No. 1: Main Campus

Site CO-FTE : 3879

Nonvocational: 2192

Vocational : 1687

ICS CODE	DESCRIPTION OF SPACE	STA- TIONS PER SPAC	SQ/FT STA- TION	SQ/FT EACH SPACE	NO. SPA- CES	TOTAL SQ/FT	TOTAL STATIONS
12699050	Indus Mach Maint & Repair Lab	20	140	2,800	1	2,800	20
	Classroom, Related Instruction			525	1	525	
	Storage, Material			250	1	250	
	Storage, Project			175	1	175	
	Storage, Tool			135	1	135	
				-----	-----	-----	
				3,885	5	3,885	
12700000	PUBLIC SERVICE						
12702000	LAW ENFORCEMENT						
12702012	Criminal Justice Tech Lab	18	80	1,440	2	2,880	36
	Classroom, Related Instruction			525	2	1,050	
	Courtroom			540	2	1,080	
	Technical Laboratory			940	1	940	
	Photography Laboratory			900	1	900	
				-----	-----	-----	
				4,345	8	6,850	

Exhibit 130

College: CENTRAL FLORIDA COMMUNITY COLLEGE

Year: 1996-97

Site : No. 1: Main Campus

Site CO-FTE : 3879


Nonvocational: 2192

Vocational : 1687

ICS CODE DESCRIPTION OF SPACE		TOTAL SQ/FT	TOTAL STATIONS
Totals from Prior Pages		201,232	2,718
11408350	PHYSICAL EDUCATION	24,274	
41100000	AUXILIARY SPACES:		
41200000	Library	30,880	
41500000	Audiovisual	10,062	
50000000	Auditorium/Exhibition	11,637	
VARIES	Student Services	29,093	
70000000	Office	48,750	
90000000	Support Services	17,797	
90000000	Custodial Services	4,267	
	Sanitation:		
	Student Restroom	5,819	
	Staff/Public Restroom	970	
	SUBTOTAL NET SQUARE FEET	384,790	
	Electric/HVAC Equipment = 3%	11,544	
	TOTAL NET SQUARE FEET	396,334	
90000000	NET-TO-GROSS DIFFERENCE:		
	Circulation/Walls/Over-		
	hangs/Open Malls = 30%	118,900	
	TOTALS - GROSS SQ/FT & STUDENT STATIONS	515,234	2,718

NOTE: Amounts on this page are calculated with formulas.

* Related space agreed to by staff of community college and OEF.



SECTION 7

INVENTORY

OF

EXISTING SITES

AND

FACILITIES

During the educational plant survey, members of the survey team visited all existing sites and facilities owned by the college as well as those under long-term lease to the college. They examined facilities with regard to physical condition to determine whether they could be classified as satisfactory and recommended for continued use. They also evaluated facilities with respect to adequacy and suitability for accommodating the educational programs and related services provided by the college.

Description of Sites: Central Florida Community College owns one site, located in Marion County. In addition, the college has a long-term lease on an instructional site in Levy County and offers courses in a joint-use facility in Citrus County. Each is described below.

Main Campus: Main Campus, Site 1, is located on 120 acres of land situated between State Road 200 and Interstate 75 approximately 2 1/2 miles southeast of downtown Ocala. The campus contains twenty-two permanent buildings and nine temporary structures. A map of the main campus can be seen at the end of Section 7.

Bronson Special Purpose Center: The Bronson Center in Levy County opened in January 1982 on an eighteen-acre site one and a quarter miles east of the city of Bronson on alternate U.S. Highway 27. On this leased site, the college has one temporary type structure.

Citrus County/Central Florida Community College Joint Use Facility (Site 3): This site, located at Lecanto, was opened in the fall of 1984 as a joint use operation with the Citrus County school district, which owns the facility. While the college has in the past offered only a limited number of courses at Lecanto, it anticipates that with the continuing growth that is occurring it will be able to offer a wider variety of courses. The college neither owns nor leases any buildings on this site.

Description of Facilities: The facilities owned and under long-term lease to Central Florida Community College are listed by site in **Exhibit 140: Existing Satisfactory Student Stations and Space by Facility**. For each facility, the number and name are indicated; then the type, status, and condition are described. For buildings, net and gross square footages are given.

First, the facility number and name are given. The type designation identifies the primary characteristic of the facility, that is, whether it is a building, parking area, athletic area, outdoor swimming pool, or other. The status information refers to the degree of permanence of the facility based on structural materials and life expectancy. For example, a building constructed of masonry and steel and having a fifty-year lifetime is classified as permanent. One constructed of wood and having a much shorter life span is listed as temporary. During the period between the appropriation of construction funds and the final inspection after construction is completed, a facility is classified as under construction.

The condition classification reports whether the physical quality of the facility has been evaluated by the survey team as satisfactory or unsatisfactory. Facilities described in the exhibits as satisfactory or in need of remodeling or renovation are included in the satisfactory category. Those identified as in need of demolition or appropriate for termination are included in the unsatisfactory category. Facilities determined to be satisfactory by the survey are recommended for continued use.

On Site 1, Main Campus, the survey team found that all twenty-two (22) permanent buildings were in satisfactory condition, but recommended remodeling or renovation for twelve (12) of them.

At Site 2, Bronson Special Purpose Center, no recommendation was made for the one building, a temporary structure, owned by the college.

On Site 3, Citrus County/Central Florida Community College Joint Use Facility, no recommendation was made since the college neither owns nor leases any of the buildings.

College: CENTRAL FLORIDA COMMUNITY COLLEGE

Site : No. 1: Main Campus

EXISTING SATISFACTORY STUDENT STATIONS AND SPACE BY FACILITY

FACILITY	T Y P E	S T A T U S	STUDENT STATIONS					SQUARE FEET	
			Classroom	Non- vocational	Physical Education	Vocational	Total	Net	Est. Gross
Totals			948	387	0	381	1,716	250,369	325,479
1 Administration	B	P R	156	0	0	0	156	12,643	16,438
2 Career Center	B	P R	350	0	0	53	403	26,417	34,342
3 Library	B	P S	0	34	0	0	34	15,480	20,124
4 Fine Arts	B	P R	114	95	0	0	209	24,154	31,400
5 College Union	B	P S	0	0	0	0	0	20,514	26,668
6 Gymnasium	B	P S	0	0	0	0	0	23,403	30,424
7 Applied Science	B	P R	120	159	0	32	311	20,637	26,828
8 Basic Science	B	P R	150	63	0	0	213	9,847	12,801
9 Hort/Tech-Welding	B	P R	24	16	0	22	62	10,963	14,252
10 Plant Operations	B	P S	0	0	0	0	0	4,703	6,114
11 Continuing Educ	B	P S	0	0	0	0	0	2,496	3,245
12 Pool Support	B	P S	0	0	0	0	0	2,574	3,346
13 AC/Refr Tech	B	P R	0	20	0	21	41	6,719	8,735
14 Auto Tech/Ind Maint	B	P R	0	0	0	23	23	6,626	8,614
15 Auto Tech/Auto Body	B	P R	0	0	0	40	40	11,497	14,946
16 Indoor/Elect/Elec WR	B	P R	0	0	0	51	51	7,570	9,841
17 Bldg Const/Drafting	B	P R	0	0	0	20	20	5,345	6,949
18 Child Care Tech	B	P S	0	0	0	31	31	4,531	5,890
19 Allied Hlth/Crim Jus	B	P R	0	0	0	88	88	19,946	25,930
51 Central Utility	B	P S	0	0	0	0	0	1,686	2,192
52 Bldg SGA	B	T S	0	0	0	0	0	1,628	2,116
53 Greenhouse	B	P S	0	0	0	0	0	2,772	3,604
54 Athletic Building	B	P S	0	0	0	0	0	1,087	1,413
63 Baseball Diamd	A	P S	0	0	0	0	0	0	0
64 Dugout/PressBox	B	T S	0	0	0	0	0	546	710
91 Portable 1	B	T S	0	0	0	0	0	1,204	1,565
92 Portable 2	B	T S	0	0	0	0	0	1,323	1,720
93 Portable 3	B	T S	34	0	0	0	34	1,558	2,025
121 Swimming Pool	S	P S	0	0	0	0	0	0	0
181 Security Office	B	T S	0	0	0	0	0	268	348
5081 Vehicle Storage	O	T S	0	0	0	0	0	1,318	1,713
5083 Paint Storage	B	T S	0	0	0	0	0	100	130
5091 Greenhouse	B	T S	0	0	0	0	0	814	1,058

TYPE: A=Athletic, B=Building, O=Other, P=Parking, S=Swimming Pool
 STATUS: C=Construction, P=Permanent, T=Temporary
 CONDITION: D=Demolish, R=Remodel/Renovate, S=Satisfactory, T=Terminate

College: CENTRAL FLORIDA COMMUNITY COLLEGE**Site : No. 2: Bronson Special Purpose Center****EXISTING SATISFACTORY STUDENT STATIONS AND SPACE BY FACILITY**

FACILITY		T Y P E	S T A T U S	STUDENT STATIONS					SQUARE FEET	
				Classroom	Non- vocational	Physical Education	Vocational	Total	Net	Est. Gross
Totals				24	0	0	0	24	980	1,274
2 Relocatable		B	T	24	0	0	0	24	980	1,274

TYPE: A=Athletic, B=Building, O=Other, P=Parking, S=Swimming Pool
 STATUS: C=Construction, P=Permanent, T=Temporary
 CONDITION: D=Demolish, R=Remodel/Renovate, S=Satisfactory, T=Terminate

Instructional Facilities and Student Stations: Educational plants accommodate a variety of functions including instruction, academic support, student services, and institutional support. Because the instructional program is the primary function of a college, instructional facilities are most important. They include classrooms and laboratories as well as related service areas.

Student stations are found in the instructional facilities of an educational plant. A student station is defined as the amount square footage, along with the associated equipment required, for one student to participate in a particular instructional program. The number and type of student stations are critical factors when evaluating existing facilities relative to their adequacy and suitability for providing for educational programs.

During the review of buildings, the survey team identified and assessed the student stations in each classroom and laboratory facility. The number and type of existing student stations determined to be satisfactory by the survey are shown by site in the center portion of **Exhibit 140: Student Stations and Space by Facility**. They are displayed by building and categorized according to classroom, nonvocational laboratory, and vocational laboratory. All existing student stations were determined to be satisfactory.

Auxiliary and Ancillary Facilities: Auxiliary and ancillary facilities accommodate the noninstructional functions of a college. Auxiliary facilities are those which house academic support, student services, and institutional support functions located at campuses, centers, and special purpose centers. Ancillary facilities are those which provide for districtwide institutional support at central locations.

Institutional support facilities include areas for library, audiovisual, auditorium and exhibition functions. Student support facilities include spaces for physical education activities and for food, lounging, merchandising, recreation, meeting, and health care services for students. Institutional support facilities include all office and conference facilities; spaces for students; and areas for computing services, maintenance shops, central storage, and vehicle storage.

The amount of satisfactory auxiliary and ancillary facilities owned under long term lease or owned by Central Florida Community College is shown by site in **Exhibit 340: Aggregate Footage of Satisfactory Existing Net Square Footage by Space Category by Site**. For each site, aggregate net square footage is indicated for the academic support space categories of library, audiovisual, and auditorium/exhibition; for the student services space category; and for the institutional support space categories of office and support services. **Exhibit 340** also lists the aggregate net square footage for the three instructional space categories of classroom, nonvocational laboratory and vocational laboratory.

College: CENTRAL FLORIDA COMMUNITY COLLEGE

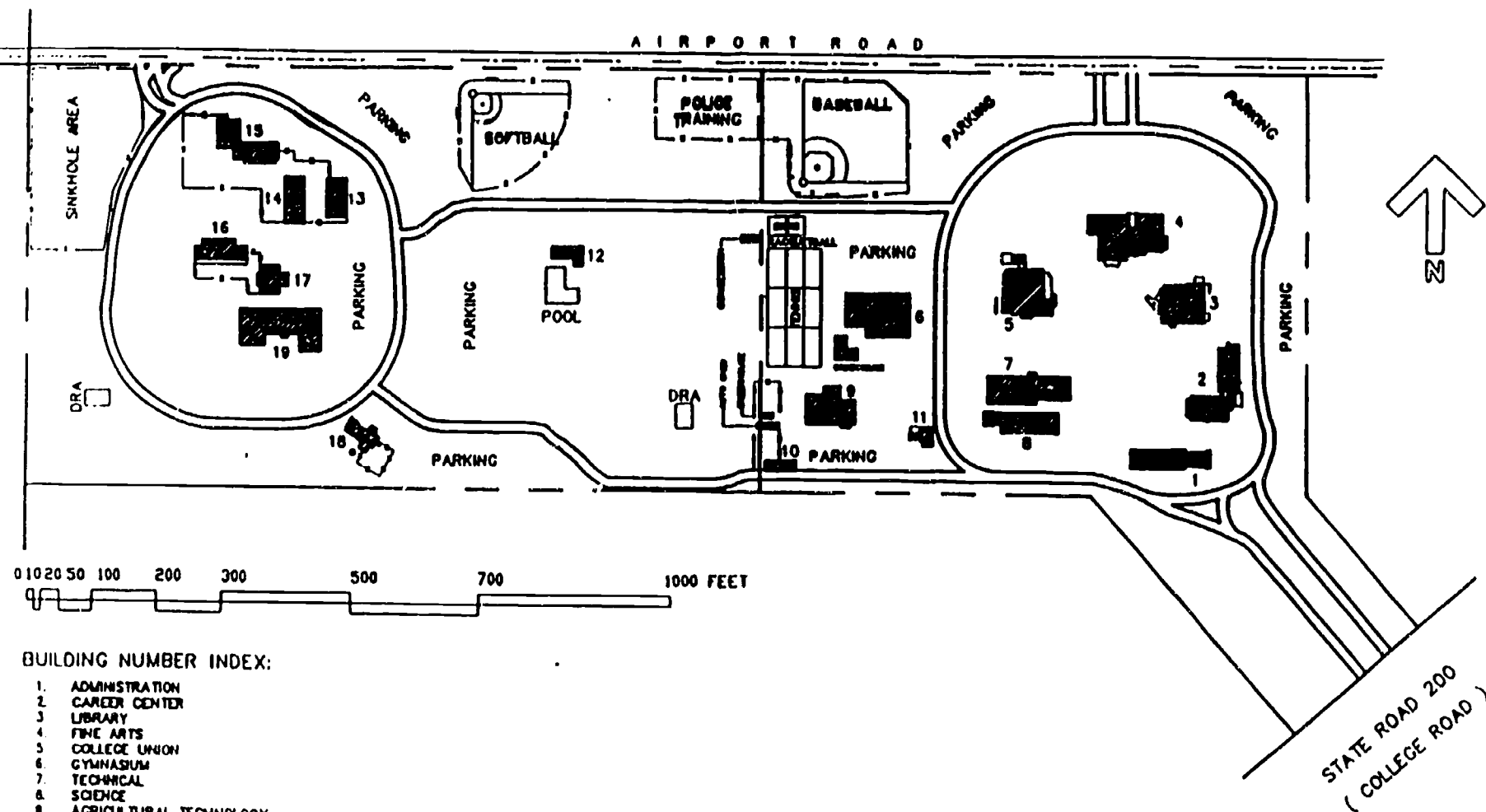
**AGGREGATE FOOTAGE OF SATISFACTORY
EXISTING NET SQUARE FOOTAGE BY SPACE CATEGORY BY SITE**


SPACE CATEGORY	SITE 1	SITE 2					COMBINED
INSTRUCTIONAL SPACES:							
Classrooms	23,986	589	0	0	0		24,575
Nonvocational Spaces	22,523	0	0	0	0		22,523
Physical Education	22,176	0	0	0	0		22,176
Vocational Spaces	67,575	0	0	0	0		67,575
Subtotal	136,260	589	0	0	0		136,849
ACADEMIC SUPPORT:							
Library	9,157	0	0	0	0		9,157
Audiovisual	1,342	0	0	0	0		1,342
Auditorium/Exhibition	9,733	0	0	0	0		9,733
Subtotal	20,232	0	0	0	0		20,232
STUDENT SERVICES:	10,269	0	0	0	0		20,232
INSTITUTIONAL SUPPORT:							
Office	49,094	0	0	0	0	0	49,094
Support Services	15,070	0	0	0	0	0	15,070
Custodial Services	0	0	0	0	0	0	0
Sanitation							
* Student Restrooms	5,819	66	0	0	0		5,885
* Staff/Public Restrooms	970	11	0	0	0	0	981
Subtotal	70,953	77	0	0	0	0	71,030
ELECTRIC/HVAC EQUIPMENT	0	0	0	0	0	0	0
TOTAL NET SQUARE FEET	237,714	666	0	0	0	0	238,380
NET-TO-GROSS DIFFERENCE	80,585	226	0	0	0	0	80,811
TOTAL GROSS SQUARE FEET	318,299	892	0	0	0	0	319,191

* Inventory Space for Sanitation not available – derived from 1996-97 Space Allocation.

Site : No. 1: Main Campus

Site : No. 2: Bronson Special Purpose Center





SECTION 8

PLAN

FOR

HOUSING PROGRAMS,

STUDENTS AND SERVICES

The survey team developed a plan for housing instructional programs, projected student enrollments, faculty, staff, administrators, and auxiliary and ancillary services for the ensuing five-year period. The planning process required evaluation of existing educational plants, determination of future needs, and recommendations for changes and additions to existing plants to provide for future needs.

Programs and Students: Facility planning for housing instructional programs and student enrollments involves analysis of existing plant capacities, specification of capacity needs, and recommendations for remodeling, renovation, and new construction to meet the needs. Summaries of the five-year plan for housing programs and projected enrollments of Central Florida Community College are presented by site in **Exhibit 150: Summary of Student Stations**.

Educational plant capacity is defined as the number of capital outlay full-time-equivalent students which can be accommodated by the plant in regular instructional programs. Assessment of capacity requires consideration of several factors: kinds of educational programs in which students are enrolled, types of space in which different kinds of students receive instruction, number of student stations available in each type of space, and utilization criteria for rooms and student stations.

Specifically, all students receive instruction in general classrooms, nonvocational students in nonvocational laboratories, and vocational students in vocational laboratories. In the exhibits, capital outlay full-time-equivalent student enrollment and number of student stations both are distributed appropriately among the three instructional space categories.

College: CENTRAL FLORIDA COMMUNITY COLLEGE

Site : No. 1: Main Campus

SUMMARY OF STUDENT STATIONS

SPACE CATEGORY	GENERAL CLASSROOMS	NON- VOCATIONAL	PHYSICAL EDUCATION	VOCATIONAL
FACILITIES LIST:				
1996-97 CO-FTE To Be Housed	3,879	2,192	0	1,887
Utilization Index Percent *	0.3704	0.2083	1.0000	0.4902
Student Station Allocation	1,437	457	0	827
1996-97 Facilities List	1,440	480	0	818
Facilities List Over or (Under)	3	3	0	(9)
INVENTORY:				
Existing Student Stations				
In Inventory	948	387	0	381
Student Stations - Construction	76	258	0	376
Student Stations - Remodeling	413	(188)	0	(18)
Student Stations - Renovation	0	0	0	0
Stations Only For Program **	0	0	0	0
Survey Recommended Stations	1,437	457	0	739
Utilization Index *	2.7000	4.8000	1.000	2.040
CO-FTE Housed	3,880	2,194	0	1,508

* Indexes and reciprocals are for site with 2,500 or more CO-FTE.

** Stations associated with recommendations to meet program needs beyond station allocation are excluded from survey recommended stations.

Note: Capacity defined as number of CO-FTE students that can be housed by plant in instructional activities. Stations associated with recommendations to meet program needs beyond station allocation are excluded from survey recommended stations.

College: CENTRAL FLORIDA COMMUNITY COLLEGE**Site : No. 2: Bronson Special Purpose Center****SUMMARY OF STUDENT STATIONS**

SPACE CATEGORY	GENERAL CLASSROOMS	NON- VOCATIONAL	PHYSICAL EDUCATION	VOCATIONAL
FACILITIES LIST:				
1996-97 CO-FTE To Be Housed	44	2	0	42
Utilization Index Percent *	0.4040	0.2381	1.0000	0.4902
Student Station Allocation	18	0	0	21
1996-97 Facilities List	25	0	0	0
Facilities List Over or (Under)	7	0	0	(21)
INVENTORY:				
Existing Student Stations				
In Inventory	24	0	0	0
Student Stations - Construction	0	0	0	0
Student Stations - Remodeling	0	0	0	0
Student Stations - Renovation	0	0	0	0
Stations Only For Program **	0	0	0	0
Survey Recommended Stations	24	0	0	0
Utilization Index *	2.4750	4.2000	1.000	2.040
CO-FTE Housed	59	0	0	0

* Indexes and reciprocals are for site with fewer than 2,500 CO-FTE.

** Stations associated with recommendations to meet program needs beyond station allocation are excluded from survey recommended stations.

Note: Capacity defined as number of CO-FTE students that can be housed by plant in instructional activities. Stations associated with recommendations to meet program needs beyond station allocation are excluded from survey recommended stations.

In addition, utilization criteria for each space category specify expected weekly hours of room use, percentage of student station use, and average weekly contact hours of students. In the tables, utilization indexes which combine category criteria are used to transform student stations into capacity and, conversely, utilization index reciprocals are used to convert capacity into student stations.

Explicit information related to the summary exhibits is provided throughout the survey report. Projection of 1995-96 capital outlay full-time-equivalent student enrollment is explained in **Exhibits 310 and 320 of Section 5**. Educational programs are listed in **Exhibit 130 of Section 6**. Utilization criteria are given in **Section 3**. Existing student stations are listed in **Exhibit 140 of Section 7**. Recommendations for remodeling, renovation, and new construction are included in **Section 10**.

Personnel and Services: Facility planning for housing faculty, staff, and administrators, and auxiliary and ancillary services involves assessment of present plants, identification of future needs, and recommendations for remodeling, renovation and new construction to meet the needs. A summary of the five-year plan for accommodating the personnel and auxiliary and ancillary services for Central Florida Community College is presented by site in **Exhibit 340**. The exhibits also provide a summary of the plan for housing instructional programs and student enrollments, given in terms of square footages instead of student stations and capacities.

Specific information related to the summary table is provided in other sections of the survey report. Square footage allocations by space category by site are shown in **Exhibit 160 of Section 8**. Auxiliary and ancillary facilities are defined and described in **Section 7**. Existing aggregate square footages by category by site are given in **Exhibit 340 of Section 7**. Recommendations for remodeling, renovation, and new construction are included in **Section 10**.

College: CENTRAL FLORIDA COMMUNITY COLLEGE

Site : No. 1: Main Campus

SUMMARY OF EXISTING AND RECOMMENDED SQUARE FOOTAGE

SPACE CATEGORY	1986-87	EXISTING	SPACE	RECOMMENDED CHANGE-NSF		SURVEY REC-
	SPACE	INVENTORY	DEFICIT OR	Construction	Remodeling	COMMENDED
	ALLOCATION	SPACE	SURPLUS			SPACE
INSTRUCTIONAL SPACES:						
Classrooms	39,600	23,986	(15,614)	2,128	11,576	37,690
Nonvocational Spaces	30,975	22,523	(8,452)	16,619	(10,081)	29,061
Physical Education	24,274	22,176	(2,098)	2,098	0	24,274
Vocational Spaces	130,657	67,575	(63,082)	55,389	(1,739)	121,225
Subtotal	225,506	136,260	(89,246)	76,234	(244)	212,250
ACADEMIC SUPPORT:						
Library	30,880	9,157	(21,723)	21,723	0	30,880
Audiovisual	10,062	1,342	(8,720)	8,720	0	10,062
Auditorium/Exhibition	11,637	9,733	(1,904)	1,904	0	11,637
Subtotal	52,579	20,232	(32,347)	32,347	0	52,579
STUDENT SERVICES:	29,093	10,269	(18,824)	18,824	0	29,093
INSTITUTIONAL SUPPORT:						
Office	48,759	49,094	335	0	244	49,338
Support Services	17,797	15,070	(2,727)	2,727	0	17,797
Custodial Services	4,267	0	(4,267)	0	0	0
Sanitation:						
* Student Restrooms	5,819	5,819	0	0	0	5,819
* Staff/Public Restrooms	970	970	0	0	0	970
Subtotal	77,612	70,853	(6,659)	2,727	244	73,924
ELECTRIC/HVAC EQUIPMENT	11,544	0	(11,544)	0	0	0
TOTAL NET SQUARE FEET	396,334	237,714	(158,620)	130,132	0	367,846
NET-TO-GROSS DIFFERENCE	118,900	80,585	(38,315)	44,115	0	124,700
TOTAL GROSS SQUARE FEET	515,234	318,299	(196,935)	174,247	0	492,546

* Existing Inventory Space for Sanitation not available - derived from 1986-87 Space Allocation.


College: CENTRAL FLORIDA COMMUNITY COLLEGE

Site : No. 2: Bronson Special Purpose Center

SUMMARY OF EXISTING AND RECOMMENDED SQUARE FOOTAGE

SPACE CATEGORY	1996-97	EXISTING	SPACE	RECOMMENDED CHANGE-NSF		SURVEY REC- OMMENDED SPACE
	SPACE ALLOCATION	INVENTORY SPACE	DEFICIT OR SURPLUS	Construction	Remodeling	
INSTRUCTIONAL SPACES:						
Classrooms	700	589	(111)	0	0	589
Nonvocational Spaces	0	0	0	0	0	0
Physical Education	0	0	0	0	0	0
Vocational Spaces	0	0	0	0	0	0
Subtotal	700	589	(111)	0	0	589
ACADEMIC SUPPORT:						
Library	1,388	0	(1,388)	0	0	0
Audiovisual	35	0	(35)	0	0	0
Auditorium/Exhibition	132	0	(132)	0	0	0
Subtotal	1,555	0	(1,555)	0	0	0
STUDENT SERVICES:	330	0	(330)	0	0	0
INSTITUTIONAL SUPPORT:						
Office	553	0	(553)	0	0	0
Support Services	157	0	(157)	0	0	0
Custodial Services*	48	0	(48)	0	0	0
Sanitation:						
* Student Restrooms	66	66	0	0	0	66
* Staff/Public Restrooms	11	11	0	0	0	11
Subtotal	835	77	(758)	0	0	77
ELECTRIC/HVAC EQUIPMENT	103	0	(103)	0	0	0
TOTAL NET SQUARE FEET	3,523	666	(2,857)	0	0	666
NET-TO-GROSS DIFFERENCE	1,057	226	(831)	0	0	226
TOTAL GROSS SQUARE FEET	4,580	892	(3,688)	0	0	892

* Existing Inventory Space for Sanitation not available - derived from 1996-97 Space Allocation.



SECTION 9

ANALYSIS

OF

CAPITAL OUTLAY FINANCES

The survey team developed a comprehensive plan for meeting the educational plant needs of the college for the succeeding five-year period. During the planning process, they evaluated needs for site acquisition, development, and improvement, remodeling, renovation, and new construction. Implementation of the complete plan for Central Florida Community College as set forth in the survey recommendations included in **Section 10** was estimated to cost \$93,652,411.

Financial capacity for accomplishing the plan depends upon the amount of future revenues made available to the college as well as obligations previously incurred. Thus, revenue sources accessible for capital outlay expenditure are discussed below. In addition, the indebtedness of the college during the period of the survey for state board of education capital outlay bonds is displayed in **Exhibit 210: Schedule of ... Bond Issues and Debt Requirement**. Finally, further information regarding the recent financial position of the college is found in **Exhibit 220: Capital Outlay Expenditures by Fund Source** and **Exhibit 230: Capital Outlay Expenditures by Project Type**. Capital outlay expenditure patterns by fund source and by project type are traced for the preceding five-year period.

Revenue Sources for Capital Outlay: College capital outlay projects may be financed from federal, state, and local fund sources. The primary sources of funds for Florida community colleges are state revenues provided for in **Section 9(a)(2)** and **Section 9(d)** of **Article XII** of the State Constitution, as amended.

Under the provisions of the Public Education Bond Amendment, **Section 9(a)(2)**, **Article XII**, State Constitution, as amended, proceeds of revenues derived from gross receipts taxes for utility

services are placed in the Public Education Capital Outlay and Debt Service Trust fund. Revenues, interest, and proceeds derived from the sale of public education capital outlay bonds issued by the State Board of Education are used to finance capital projects for the state system of public education as authorized by the Legislature. Funds accruing under this section commonly are referred to as public education capital outlay (PECO).

Each year the Legislature allocates funds from the Public Education Capital Outlay and Dept Service Trust Fund appropriation to various boards in the state system of public education. Pursuant to Section 235.41, F.S., the Commissioner of Education submits a comprehensive capital outlay budget request for all boards to the Legislature. In accordance with Section 235.435(1)(a), F.S., each college board of trustees annually receives an allocation for remodeling, renovation, maintenance, repairs, and site improvement for existing satisfactory facilities. In addition, under the provisions of Section 235.435(4)(a), F.S., the boards of trustees receive funds for projects based on a three-year priority list for the entire state community college system included in the legislature budget request.

Under the provisions of the School Capital Outlay Amendment, Section 9(d), Article XII, State Constitution, as amended, the first proceeds of revenues derived from the licensing of motor vehicles are placed in the Capital Outlay Bonds and Debt Service Fund and distributed annually among the school districts and college districts in the ratio of the number of instructional units in each district. Thus each district receives funds each year. After adoption of a resolution by the college board of trustees requesting issuance of capital outlay bonds against revenues accruing to the college district, the State Board of Education is authorized to issue bonds for and on behalf of the district. Funds accruing under this section commonly are referred to as capital outlay and debt service (CO&DS).

Revenues, interest, and proceeds derived from the sale of capital outlay bonds are used to finance capital projects in the order of priority of need based on recommendations in the current educational plant survey. The order of priority for expenditure of funds is established by the Board of Trustees in accordance with Rule 6A-2.0206, FAC, and approved by the State Board of Education.

College: CENTRAL FLORIDA COMMUNITY COLLEGE

SCHEDULE OF STATE BOARD OF EDUCATION BOND ISSUES AND DEBT REQUIREMENT

Year	Name of Issue	SERIES OF ISSUE	AMOUNT OF ISSUE	UNRETIRED PRINCIPAL 7/1/92	DEBT SERV OBLIGATION 7/1/92 THRU 6/30/97	UNRETIRED PRINCIPAL 7/1/97
1974	Capital Outlay Bonds	1974-A	\$500,000	\$180,000	\$199,882	\$0
1977	Capital Outlay Bonds	1977-A	\$395,000	\$150,000	\$178,460	\$0
1988	Capital Outlay Bonds	1988-A	\$125,000	\$125,000	\$55,200	\$115,000
1991	Capital Outlay Bonds	1991-A	\$100,000	\$100,000	\$52,980	\$75,000
Totals			\$1,120,000	\$555,000	\$486,502	\$190,000

SOURCE: Department of Education, Office of Educational Facilities, Educational Facilities Budgeting and Financial Management Section, "State Board of Education Bond Maturity Schedules".

College: CENTRAL FLORIDA COMMUNITY COLLEGE

Site : No. 1: Main Campus

**CAPITAL OUTLAY EXPENDITURES BY FUND SOURCE
FROM 1986-87 THROUGH 1990-91**

FUND SOURCE	1986-87	1987-88	1988-89	1989-90	1990-91
PUBLIC EDUCATION BOND AMENDMENT (PECO)					
Correction Of Fire Safety Deficiencies	\$2,500.00	\$0.00	\$5,000.00	\$1,500.00	\$5,000.00
Modification For Physically Handicapped	0.00	5,000.00	20,000.00	10,000.00	25,000.00
Correction of Safety-To-Life Deficiencies	57,260.00	26,182.00	11,798.00	274,525.00	84,873.00
Removal Of Asbestos	0.00	0.00	0.00	30,000.00	25,000.00
Remodeling, Renovation, Maintenance, Repair, and Site Improvement	227,232.00	889,822.00	524,503.00	355,182.00	736,478.00
New Construction	40,800.00	1,457,542.00	2,756,692.00	808,120.00	62,320.00
Library, Books and Films	0.00	0.00	0.00	0.00	0.00
SCHOOL CAPITAL OUTLAY AMENDMENT (CO&DS)					
Revenue Flowthrough And Interest	0.00	61,362.00	168,423.00	14,797.00	4,417.00
Bond Proceeds, SBE Capital Outlay Bonds	0.00	0.00	66,084.00	21,328.00	116,134.00
STATE GENERAL REVENUE	0.00	0.00	0.00	0.00	46,120.00
LOCAL FUNDS	30,270.00	75,028.00	27,800.00	150,552.00	149,851.00
FEDERAL FUNDS	0.00	0.00	0.00	0.00	0.00
Totals	\$358,062.00	\$2,514,936.00	\$3,580,100.00	\$1,686,004.00	\$1,255,193.00







SOURCE: Amounts from the Annual Financial Reports issued by the Accounting Offices of the college.

College: CENTRAL FLORIDA COMMUNITY COLLEGE**Site : No. 1: Main Campus****CAPITAL OUTLAY EXPENDITURES BY PROJECT TYPE
FROM 1986-87 THROUGH 1990-91**

TYPE EXPENDITURE	1986-87	1987-88	1988-89	1989-90	1990-91
Planning	\$40,800.00	\$186,149.00	\$14,534.00	\$3,188.00	\$23,772.00
Land Acquisition	0.00	0.00	0.00	0.00	0.00
Building Construction	0.00	1,271,393.00	2,742,158.00	804,932.00	38,548.00
Furniture And Equipment	196,192.00	359,163.00	368,054.00	608,854.00	320,718.00
Remodeling, Renovation, Maintenance And Repair	111,931.00	551,977.00	383,225.00	196,868.00	840,400.00
Other Structures & Improvements *	9,139.00	146,254.00	72,129.00	52,162.00	31,755.00
Library Books And Films	0.00	0.00	0.00	0.00	0.00
Totals	\$358,062.00	\$2,514,936.00	\$3,580,100.00	\$1,666,004.00	\$1,255,193.00

SOURCE: Amounts from the Annual Financial Reports of the Accounting Offices of the college.

NOTE: Definitions of asset classifications Accounting Manual For Florida's Public Community Colleges.
 Site development and site improvement are included under Other Structures and Improvements
 asset classification.



SECTION 10

RECOMMENDATIONS

FOR

EDUCATIONAL PLANTS

CENTRAL FLORIDA COMMUNITY COLLEGE

RECOMMENDATIONS FOR EDUCATIONAL PLANTS
FOR

CENTRAL FLORIDA COMMUNITY COLLEGE

The comprehensive five-year plan for meeting the educational plant needs of the community college is specified in the list of recommendations formulated by the survey team. The plan provides for housing the educational program, student population, faculty, administrators, staff, and auxiliary and ancillary services of the college district.

The recommendations furnish the foundation for adoption of a proposed five-year plan for educational plants of the district by the Board of Trustees, in accordance with Section 235.16, F.S. Similarly, the recommendations serve as the basis for the proposed building program with projects listed in the order of priority, submitted pursuant to Rule 6A-2.0207, FAC, by the Board of Trustees through the Office of Educational Facilities to the State Board of Education for approval. The order of priority of need for projects is established in Rule 6A-2.0206, FAC.

Cost estimates included with the recommendations were current at the time of the survey visit. Estimates are derived from the gross square foot cost of construction for the college used in the legislative capital outlay budget request for the fiscal year in which the survey was conducted.

It should be noted that cost estimates attached to recommendations are added only to provide a general idea of anticipated cost and should not be interpreted as accurate estimates for particular projects. At the point in time that recommendations are incorporated into planning specific projects, actual cost estimates appropriate for those projects need to be prepared by professional estimators for the college. Square foot rates and cost estimates for the community college educational plant survey recommendations are reported herein as follows:

RECOMMENDATION CATEGORY	SQUARE FOOT COST RATE	ESTIMATED COST
Construction	\$113.09	\$19,705,367
Remodeling	56.55	1,111,095
Renovation	37.70	876,978
Site Acquisition		1,000,000
Site Development		400,000
Site Improvement		980,000
ESTIMATED TOTAL COST		\$24,053,440

In addition, seven standard recommendations are listed for college-wide application, as needed. They address general categories of physical plant needs that are likely to occur over time. No cost estimates are indicated for these recommendations.

52 / 53

53

BEST COPY AVAILABLE

RECOMMENDATIONS

College: CENTRAL FLORIDA COMMUNITY COLLEGE

Site : No. 1: Main Campus

SITE ACQUISITION

Pursuant to Subsection 240.327 (2) , Florida Statutes, a community college may expend funds for the acquisition of property only with the specific approval of the Legislature.

- 1.01. Acquire site known as College Park Church of God; approximately 5.1 acres.

Estimated Cost: \$ 1,000,000

Total Site Acquisition: \$ 1,000,000

SITE DEVELOPMENT

- 1.02. Develop acquired 5.1 acre site to make it usable.

Estimated Cost: \$ 400,000

Total Site Development: \$ 400,000

SITE IMPROVEMENT

- 1.03. Construct 660 auto parking spaces, with hard surface, positive drainage, and illumination.

Estimated Cost: \$ 660,000

- 1.04. Renovate underground utilities systems campuswide; to include HVAC, electrical, telecommunication, and plumbing.

Estimated Cost: \$ 200,000

- 1.05. Renovate campuswide security systems; to include intruder alarm and exterior security lighting systems.

Estimated Cost: \$ 100,000

Total Site Improvement: \$ 960,000

Exhibit 500

REMODELING

- 1.06. Remodel Facility 2 - Career Center; Rooms 118A, 118B; as individual study laboratory; use code 230; PLUS 8 student stations; 440 NSF; and student computer terminal room; use code 240; zero student stations; 450 NSF; total 890 NSF. (Remodeling Room 118A; use code 110; LESS 18 student stations.)

Estimated Cost: \$ 50,330

- 1.07. Remodel Building 2 - Career Center; Rooms 204, 204A; as classroom facilities and service areas; use codes 110, 115; PLUS 51 student stations; 1423 NSF. (Remodeling Room 204; use code 210 vocational; LESS 23 student stations.)

Estimated Cost: \$ 80,471

- 1.08. Remodel Facility 2 - Career Center; Rooms 208, 208A; as classroom facilities and service areas; use codes 110, 115; PLUS 50 student stations; 1411 NSF. (Remodeling Room 208; use code 210 vocational; LESS 18 student stations.)

Estimated Cost: \$ 79,792

- 1.09. Remodel Facility 4 - Fine Arts; Room 105; as office facilities and service areas; use codes 310, 315; zero student stations; 257 NSF. (Remodeling Room 105; use code 220 nonvocational; LESS 10 student stations.)

Estimated Cost: \$ 14,533

- 1.10. Remodel Facility 7 - Applied Science; Rooms 102, 102A, 102B; as classroom facilities and service areas; use codes 110, 115; PLUS 119 student stations; 3321 NSF. (Remodeling Room 102; use code 220 nonvocational; LESS 70 student stations.)

Estimated Cost: \$ 187,803

- 1.11. Remodel Facility 7 - Applied Science; Rooms 104, 104A, 104B, 104C; as accounting and computing laboratory suite; use codes 210, 215; PLUS 28 student stations; 1887 NSF. (Remodeling Room 104; use code 220 nonvocational; LESS 37 student stations.)

Exhibit 500

Estimated Cost: \$ 106,710

- 1.12. Remodel Facility 8 - Basic Science; Room 103D; as office service area; use code 350; zero student stations; 453 NSF. (Remodeling Room 103D; use code 230 nonvocational; LESS 8 student stations.)

Estimated Cost: \$ 25,617

- 1.13. Remodel Facility 8 - Basic Science; Rooms 104, 104A, 104B; as classroom facilities and service areas; use codes 110, 115; PLUS 52 student stations; 1445 NSF. (Remodeling Room 104; use code 210 nonvocational; LESS 20 student stations.)

Estimated Cost: \$ 81,715

- 1.14. Remodel Facility 8 - Basic Science; Rooms 105, 105A, 105B; as classroom facilities and service areas; use codes 110, 115; PLUS 40 student stations; 1115 NSF. (Remodeling Room 105; use code 210 nonvocational; LESS 17 student stations.)

Estimated Cost: \$ 63,053

- 1.15. Remodel Facility 8 - Basic Science; Rooms 108, 108A; as classroom facilities and service areas; use codes 110, 115; 1130 NSF; PLUS 40 student stations. (Remodeling Room 108; use code 210 nonvocational; LESS 18 student stations.)

Estimated Cost: \$ 63,901

- 1.16. Remodel Facility 9 - Hort Tech/Welding; Rooms 102, 102A, 102B, 102C, 102D; as classroom facilities and service areas; use codes 110, 115; PLUS 46 student stations; 1297 NSF. (Remodeling Room 102; use code 210 nonvocational; LESS 16 student stations.)

Estimated Cost: \$ 73,345

- 1.17. Remodel Facility 13 - AC/Refr Tech; Room 100; as classroom facilities and service areas; use codes 110, 115; PLUS 33 student stations; 910 NSF. (Remodeling Room 100; use code 210 vocational; LESS 20 student stations.)

Estimated Cost: \$ 51,461

- 1.18. Remodel Facility 19 - Allied Health/Crim Jus; Rooms 101A,

Exhibit 500

101B, 102, 103, 103A, 106; as nursing assisting (aide) laboratory suite; use codes 210, 215; PLUS 18 student stations; 1241 NSF; and pharmacy assisting laboratory suite; use codes 210, 212, 215; PLUS 15 student stations; 2695 NSF; total 3936 NSF. (Remodeling Room 106; use code 220 vocational; LESS 18 student stations.)

Estimated Cost: \$ 222,581

Total Remodeling: \$ 1,111,096

RENOVATION

- 1.19. Renovate; pursuant to definitions in Sec. 235.011 (11) (17), F.S., and provisions of Rule 6A-2, Part III, Sec A, FAC; State Uniform Building Code; Facility 5 - College Union; Rooms 100, 100A, 100B, 101, 102, 103, 103A, 103B, 103C, 103D, 103E, 103F, 103G, 103H, 103I, 103J, 103K, 103L, 103M, 103N, 103O, 103P, 103Q, 103R; 12698 NSF.

Estimated Cost: \$ 478,715

- 1.20. Renovate Facility 13 - AC/Refr Tech; Rooms 100, 108; 1840 NSF.

Estimated Cost: \$ 69,368

- 1.21. Renovate Facility 14 - Auto Tech/Ind Maint; Rooms 100, 102, 103; 4057 NSF.

Estimated Cost: \$ 152,949

- 1.22. Renovate Facility 15 - Auto Tech/Auto Body; Room 102; 107 NSF.

Estimated Cost: \$ 4,034

- 1.23. Renovate Facility 16 - Indser/Eleng/Elec Wr; Rooms 101, 102; 2937 NSF.

Estimated Cost: \$ 110,725

- 1.24. Renovate Facility 17 - Bldg Const/Drafting; Rooms 104, 105, 106, 107; 1623 NSF.

Estimated Cost: \$ 61,187

Exhibit 500

Total Renovation: \$ 876,978

NEW CONSTRUCTION

- 1.25. Construct classroom facilities and service areas; use codes 110, 115; PLUS 76 student stations; 2128 NSF; 2849 GSF.

Estimated Cost: \$ 322,193

- 1.26. Construct three (3) biology laboratory suites; use codes 210, 215; PLUS 72 student stations; 5160 NSF; 6909 GSF.

Estimated Cost: \$ 781,339

- 1.27. Construct two (2) physics laboratory suites; use codes 210, 215; PLUS 48 student stations; 3240 NSF; 4338 GSF.

Estimated Cost: \$ 490,584

- 1.28. Construct two (2) chemistry laboratory suites; use codes 210, 215; PLUS 48 student stations; 3240 NSF; 4338 GSF.

Estimated Cost: \$ 490,584

- 1.20. Construct organic chemistry laboratory suite; use codes 210, 215; PLUS 24 student stations; 1620 NSF; 2169 GSF.

Estimated Cost: \$ 245,292

- 1.30. Construct art (drawing/oil paint) laboratory suite; use codes 210, 215; PLUS 11 student stations; 885 NSF; 1185 GSF.

Estimated Cost: \$ 134,012

- 1.31. Construct piano laboratory suite; use codes 210, 215; PLUS 15 student stations; 475 NSF; 636 GSF.

Estimated Cost: \$ 71,925

- 1.32. Construct developmental education math laboratory suite; use codes 210, 215; PLUS 20 student stations; 1000 NSF; 1339 GSF.

Estimated Cost: \$ 151,428

- 1.33. Construct developmental education laboratory suite; use codes 210, 215; PLUS 20 student stations; 1000 NSF; 1339 GSF.

Exhibit 500

Estimated Cost: \$ 151,428

- 1.34. Construct IMTS resource suite; use code 215; zero student stations; 3955 NSF; 5296 GSF.

Estimated Cost: \$ 598,925

- 1.35. Construct management-supervision classroom; use codes 210, 215; PLUS 20 student stations; 665 NSF; 890 GSF.

Estimated Cost: \$ 100,650

- 1.36. Construct dental hygiene laboratory suite; use codes 210, 212, 215; PLUS 15 student stations; 3440 NSF; 4606 GSF.

Estimated Cost: \$ 520,893

- 1.37. Construct two (2) nursing (RN) laboratory suites; use codes 210, 212, 215; PLUS 24 student stations; 7242 NSF; 9697 GSF.

Estimated Cost: \$ 1,096,634

- 1.38. Construct surgical technology laboratory suite; use codes 210, 215; PLUS 15 student stations; 1845 NSF; 2470 GSF.

Estimated Cost: \$ 279,332

- 1.39. Construct physical therapy assistant laboratory suite; use codes 210, 215; PLUS 15 student stations; 1935 NSF; 2591 GSF.

Estimated Cost: \$ 293,016

- 1.40. Construct massage therapy laboratory suite; use codes 210, 212, 215; PLUS 15 student stations; 2440 NSF; 3267 GSF.

Estimated Cost: \$ 369,465

- 1.41. Construct cardiopulmonary technology laboratory suite; use codes 210, 212, 215; PLUS 15 student stations; 4515 NSF; 6046 GSF.

Estimated Cost: \$ 683,742

- 1.42. Construct interior design technology laboratory suite; use codes 210, 215; PLUS 20 student stations; 1875 NSF; 2511 GSF.

Exhibit 500

Estimated Cost: \$ 283,969

- 1.43. Construct three (3) business data processing laboratory suites; use codes 210, 212, 215; PLUS 45 student stations; 4710 NSF; 6307 GSF.

Estimated Cost: \$ 713,259

- 1.44. Construct two (2) secretarial occupations laboratory suites; use codes 210, 215; PLUS 48 student stations; 2984 NSF; 3996 GSF.

Estimated Cost: \$ 451,908

- 1.45. Construct two (2) word processing laboratory suites; use codes 210, 215; PLUS 48 student stations; 3560 NSF; 4767 GSF.

Estimated Cost: \$ 539,100

- 1.46. Construct commercial art laboratory suite; use codes 210, 215; PLUS 20 student stations; 2955 NSF; 3957 GSF.

Estimated Cost: \$ 447,497

- 1.47. Construct cosmetology laboratory suite; use codes 210, 212, 215; PLUS 20 student stations; 2887 NSF; 3866 GSF.

Estimated Cost: \$ 437,206

- 1.48. Construct commercial foods (baking) laboratory suite; use codes 210, 212, 215; PLUS 20 student stations; 3530 NSF; 4727 GSF.

Estimated Cost: \$ 534,576

- 1.49. Construct two (2) criminal justice technology laboratory suites; use codes 210, 212, 215; PLUS 36 student stations; 6850 NSF; 9172 GSF.

Estimated Cost: \$ 1,037,261

- 1.50. Construct physical education facilities and service areas; use codes 520, 523, 525; zero student stations; 2098 NSF; 2809 GSF.

Estimated Cost: \$ 317,670

Exhibit 500

- 1.51. Construct library facilities and service areas; use codes 410, 420, 430, 440, 455; zero student stations; 21723 NSF; 29087 GSF.

Estimated Cost: \$ 3,289,449

- 1.52. Construct audiovisual facilities and service areas; use codes 530, 535; zero student stations; 8720 NSF; 11676 GSF.

Estimated Cost: \$ 1,320,439

- 1.53. Construct auditorium/exhibition facilities and service areas; use codes 610, 615, 620, 625; zero student stations; 1904 NSF; 2549 GSF.

Estimated Cost: \$ 288,266

- 1.54. Construct student services facilities and service areas; use codes 630, 635, 650, 655, 660, 665, 670, 675, 680, 685, 690, 810, 830, 850, 895; zero student stations; 18824 NSF; 25205 GSF.

Estimated Cost: \$ 2,850,433

- 1.55. Construct support services facilities and service areas; use codes 580, 585, 630, 635, 650, 655, 680, 685, 690, 710, 715, 720, 725, 730, 735, 740, 745; zero student stations; 2727 NSF; 3651 GSF.

Estimated Cost: \$ 412,892

Total New Construction: \$ 19,705,367

Total Site 1: \$ 24,053,441

Standard Collegewide Recommendations

- S.1.** Provide custodial services facilities as prescribed in Rule 6A-2.038(2)(3), Florida Administrative Code.
- S.2.** Provide sanitation facilities for serving students, staff, and the general public as required in Rule 6A-2.068, .069, Florida Administrative Code.
- S.3.** Correct deficiencies related to safety, health, and sanitation as identified in Rule 6A-2, Part III, Florida Administrative Code.
- S.4.** Modify facilities, recommended for continued use in this survey report, to comply with standards and specifications for the physically disabled as established in Section 255.21, Florida Statutes.
- S.5.** Replace defective roofs and roofing membranes, except those of facilities recommended to be razed in this survey report, in accordance with Rule 6A-2.0205(8), Florida Administrative Code.
- S.6.** Replace or purchase additional furnishings and equipment, for facilities recommended for continued use in this survey report, as provided for in Rule 6A-2.0205(5), Florida Administrative Code.



State of Florida
Department of Education
Betty Castor, Commissioner
Tallahassee, Florida
Affirmative Action/Equal Opportunity Employer