

DOCUMENT RESUME

ED 289 938

UD 025 950

TITLE Connecticut Education Evaluation and Remedial Assistance. Grade 6 Mastery Test Results: Summary and Interpretations 1986-87.

INSTITUTION Connecticut State Dept. of Education., Hartford.

PUB DATE 87

NOTE 142p.; For other 1986-87 Mastery Test results, see UD 025 949-951.

PUB TYPE Reports - Evaluative/Feasibility (142)

EDRS PRICE MF01/PC06 Plus Postage.

DESCRIPTORS *Academic Achievement; *Academic Standards; Behavioral Objectives; *Grade 6; Intermediate Grades; Language Arts; *Mastery Tests; Mathematics; Scoring; *Test Construction; Writing Instruction

IDENTIFIERS *Connecticut

ABSTRACT

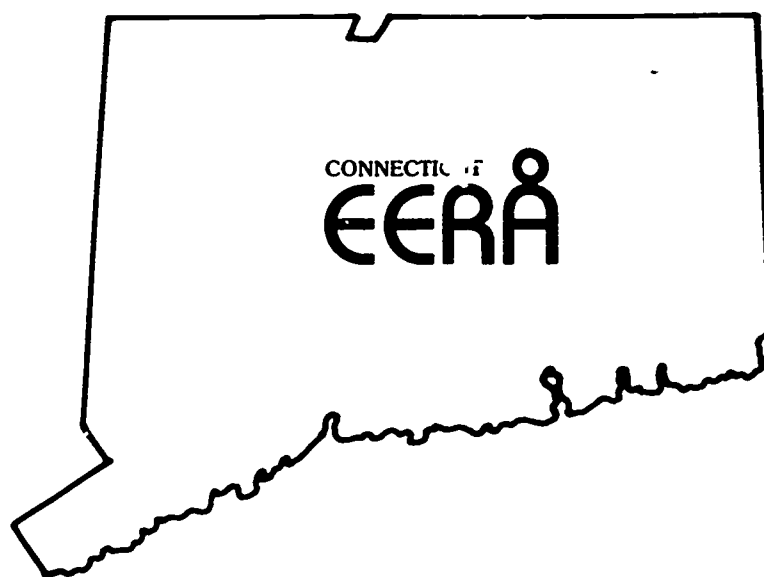
The central aspect of Connecticut's agenda for educational equity and excellence is the implementation of statewide mastery testing in mathematics and language arts. The program, designed for grades four, six, and eight, assesses the skill levels of students by measuring their performance on learning objectives they should have mastered in lower grades. Student performance also indicates the effectiveness of remedial assistance programs and regular instruction. This report summarizes the development and implementation of the Grade Six Mastery Test. These four steps in the program are discussed: (1) mastery test development; (2) setting mastery standards by objective; (3) test administration and scoring; and (4) school district test results reporting. Statewide mastery test results are given for Fall 1986. Four charts show the percentage of students who achieved mastery for each test objective. The learning objectives, sample score report, and information about the school districts are presented in 11 appendices. (VM)

* Reproduction: supplied by EDRS are the best that can be made *
* from the original document. *

CONNECTICUT EDUCATION EVALUATION AND REMEDIAL ASSISTANCE

GRADE 6 MASTERY TEST RESULTS

SUMMARY AND INTERPRETATIONS 1986-87



"PERMISSION TO REPRODUCE THIS
MATERIAL HAS BEEN GRANTED BY

B. N. Hirozgi
CT State Dept. of Ed.

TO THE EDUCATIONAL RESOURCES
INFORMATION CENTER (ERIC)."

U.S. DEPARTMENT OF EDUCATION
Office of Educational Research and Improvement
EDUCATIONAL RESOURCES INFORMATION
CENTER (ERIC)

☒ This document has been reproduced as
received from the person or organization
originating it.
☐ Minor changes have been made to improve
reproduction quality.

• Points of view or opinions stated in this docu-
ment do not necessarily represent official
OERI position or policy.

STATE OF CONNECTICUT DEPARTMENT OF EDUCATION

State of Connecticut

William A. O'Neill, Governor

Board of Education

Abraham Glassman, Chairman
James J. Szerejko, Vice Chairman
A. Walter Esdaile
Warren J. Foley
Dorothy C. Goodwin
Rita L. Hendel
John F. Mannix
Julia S. Rankin
Humberto Solano

Norma Foreman Glasgow (ex officio)
Commissioner of Higher Education

Gerald N. Tirozzi
Commissioner of Education

Frank A. Altieri
Deputy Commissioner
Finance and Operations

Lorraine M. Anson
Deputy Commissioner
Program and Support Services

**Connecticut
Education Evaluation and Remedial Assistance**

GRADE 6 MASTERY TEST RESULTS

SUMMARY AND INTERPRETATIONS: 1986-87

STATE OF CONNECTICUT DEPARTMENT OF EDUCATION

CONTENTS

Foreword	v
Acknowledgements	vii
LEGISLATIVE BACKGROUND	1
OVERVIEW OF THE MASTERY TEST DEVELOPMENT PROCESS	2
Test Construction	2
Pilot Tests	3
Survey	4
Mastery Test Content	4
SETTING MASTERY STANDARDS BY OBJECTIVE	5
Setting Remedial (Grant) Standards	6
TEST ADMINISTRATION AND SCORING	7
Testing Guidelines: Grade Six Connecticut Mastery Test	8
Scoring of the Language Arts and Mathematics Test	8
Scoring of the Writing Sample	8
Analytic Scoring	11
Scoring of the Degrees of Reading Power (DRP) Test	11
SCHOOL DISTRICT TEST RESULTS REPORTING	11
FALL 1986 STATEWIDE MASTERY TEST RESULTS	12
Mathematics	12
Language Arts	12
Test Results by District	17
Participation Rate Results	18
Charts	
Chart 1: Mathematics: Percent of Students Achieving Mastery for Each Objective	13
Chart 2: Language Arts: Percent of Students Achieving Mastery for Each Objective	14
Chart 3: Writing Sample: Percent of Students at Each Score Point	15
Chart 4: Degrees of Reading Power: Percent of Students at Selected Ranges of DRP Unit Scores	16

APPENDICES

Appendix A: Grade Six Mathematics Objectives	19
Appendix B: Grade Six Language Arts Objectives	23
Appendix C: Remedial (Grant) Standard-Setting Process	25
Standard-Setting Committees	30
Appendix D: Marker Papers for Holistic Scoring	31
Appendix E: Grade Six Analytic Rating Guide and Marker Papers	
for Analytic Scoring	39
Appendix F: Sample Grade Six Mastery Test Score Reports	45
Appendix G: Number of Objectives Mastered	59
Appendix H: Fall 1986 Grade 6 State by District Report: Mathematics	63
Appendix I: Fall 1986 Grade 6 State by District Report: Language Arts	79
Appendix J: Type of Community Classifications	87
Appendix K: Student Participation Rates	89

FOREWORD


One of my highest priorities and a very central aspect of Connecticut's Challenge: An Agenda for Educational Equity and Excellence is the implementation of the statewide mastery testing program in mathematics and language arts, including listening, reading and writing, for grades four, six, and eight. The testing program is designed to assess specific skill levels of students by measuring performance on various learning objectives that students reasonably can be expected to have mastered by the end of grades three, five, and seven.

The results of the Connecticut Mastery Test are useful in evaluating:

- o individual student performance in mathematics and language arts;
- o the effectiveness of instructional programs in mathematics and language arts; and
- o the effectiveness of the remedial assistance programs in mathematics and language arts.

The Grade Six Connecticut Mastery Test, given for the first time in the fall of 1986, provides valuable educational information which can be used to improve instruction and the basic skills of Connecticut's students. The test results have helped local districts to re-examine curriculum and to identify students who have not mastered certain skills.

I encourage you to carefully review the mastery test results provided at the student, classroom and district levels. The Department is prepared to assist local school districts in the areas of curriculum and professional development.



Gerald N. Tirozzi
Commissioner of Education

ACKNOWLEDGEMENTS

MASTERY TEST IMPLEMENTATION ADVISORY COMMITTEE

Thomas Jokubaitis, Chair, Wolcott Public Schools
Gerry Brown-Springer, New Britain Public Schools
Benjamin Dixon, Bloomfield Public Schools
Timothy Doyle, Regional School District No. 4
Richard Dubow, Wilton, Connecticut
Charles Guinta, Walden Book Co., Inc.
Cosby Marable, Hamden Public Schools
Johanna Murphy, Hartford, Connecticut
Olive Niles, East Hartford, Connecticut
Philip Pelosi, Watertown Public Schools
Edward Reidy, West Hartford Public Schools
Louis Saloom, Meriden Public Schools
Mark Waxenberg, East Hartford Public Schools
Lauren Weisberg-Kaufman, CT Business & Industry Assoc.

MATHEMATICS ADVISORY COMMITTEE

Steve Leinwand, Chair, CT State Department of Education
Linda Ball, Glastonbury Public Schools
Pat Banning, Windham Public Schools
Betsy Carter, CT State Department of Education
Mitchell Chester, Suffield Public Schools
Walter Clearwaters, Naval Underwater Sys. Ctr., New London
Leroy Dupee, Bridgeport Public Schools
David Howell, New Haven Public Schools
Marcia Kenefick, CT State Department of Education
Hilda Negron, Hartford Public Schools
Mary Ann Papa, West Hartford Public Schools
Joanne Parr, Bloomfield Public Schools
Philip Pelosi, Watertown Public Schools
Helen Prescott, Ashford Public Schools
Joyce Reilly, Meriden Public Schools
Carolyn Rosenfield, Norwalk Public Schools
Sylvia Schmutzler, Middletown, Connecticut
Jan Siegel, Ridgefield Public Schools
Dolores Vecchiavelli, Westport Public Schools

BIAS ADVISORY COMMITTEE

Lillian Cruz, Chair, CT State Department of Education
Benjamin Dixon, Bloomfield Public Schools
M. Claudina Fabregas, Bridgeport Public Schools
Janet C. Huber, Windham Public Schools
Rita Jackson, Stamford Public Schools
Susan McCarthy-Miller, South Windsor Public Schools
Harriet McComb, Yale Child Study Center
Ronald S. McMullen, New Haven Public Schools
James F. Mitchell, Groton Public Schools
Angel Muniz, Bridgeport Public Schools
Lyn Nevins, Cooperative Educational Services
Robert Pitacco, Hartford Public Schools
Rosa Quezada, New Haven Public Schools
Nelson Quinby, Regional School District No. 9

LANGUAGE ARTS ADVISORY COMMITTEE

Robert Kinder, Chair, CT State Department of Education
Ruth Allen, Western CT State University
Evelyn Burnham, Colebrook Public Schools
Sue Deffenbaugh, West Hartford Public Schools
Martin Espinola, Granby Public Schools
Mary Fisher, Thompson Public Schools
Marguerite Fuller, Bridgeport Public Schools
John Hennelly, Old Saybrook Public Schools
Jane Jaaskela, Brooklyn Public Schools
Jean Klein, Newtown Public Schools
Olive Niles, East Hartford, Connecticut
Jacqueline Norcel, Trumbull Public Schools
Carol Parmelee, Middletown Public Schools
Lucille Rios, Hartford Public Schools
Ronald Rymash, North Stonington Public Schools
Geraldine Smith, Canton Public Schools
Mary Weinland, CT State Department of Education

PSYCHOMETRICS ADVISORY COMMITTEE

Robert Gable, Chair, University of Connecticut
Baxter Atkinson, Hartford Public Schools
Del Eberhardt, Greenwich Public Schools
Victor Ferry, Waterford Public Schools
Diane Klotz, New London Public Schools
Michael Muro, Norwalk Public Schools
Edward Reidy, West Hartford Public Schools
Judy Singer, Stamford Public Schools
James Snyder, Windsor Public Schools
William Streich, Farmington Public Schools
J. A. Camille Vautour, South Windsor Public Schools

Special thanks to:

John Whritner, former Chair, Mastery Test Implementation
Advisory Committee and East Lyme Public Schools

Marsha Van Hise, language arts committee alternate,
Trumbull Public Schools

LEGISLATIVE BACKGROUND

In June 1984, the General Assembly of the State of Connecticut amended Section 10-14 m-r of the Connecticut General Statutes, an act concerning Education Evaluation and Remedial Assistance (EERA). This law provides that:

- o By May 1, 1985, each local or regional board of education shall develop and submit for State Board of Education approval, a new plan of educational evaluation and remedial assistance. Each plan is to address the following:
 - o the use of student assessment results for instructional improvement;
 - o the identification of individual students in need of remedial assistance in language arts/reading, and mathematics;
 - o the provision of remedial assistance to students with identified needs; and
 - o the evaluation of the effectiveness of the instructional programs in language arts/reading, and mathematics.
- o The State Board of Education shall administer an annual statewide mastery test in language arts/reading, and mathematics to all fourth-, sixth-, and eighth-grade students.
- o Each student who scores below the statewide remedial standard on one or more parts of the eighth-grade mastery examination or the ninth grade proficiency test shall be retested. Starting in October 1987, these students shall be retested annually, using the eighth-grade mastery test, only in the deficient area(s) until such students score at or above the statewide remedial standard(s).
- o Biennially, each local or regional board of education shall submit to the State Board of Education a report which includes indicators of student achievement and instructional improvement.
- o On a regularly scheduled basis, the State Board of Education shall complete field assessments of the implementation of local EERA plans.
- o On an annual basis, test results and low income data shall be used to determine the distribution of available state funds to support remedial assistance programs.

The purpose of this report is to summarize the development and implementation of the sixth-grade Connecticut Mastery Test. The mastery test assesses how well each student is performing on those skills identified by content experts and practicing educators as important for students entering sixth grade to have mastered.

OVERVIEW OF THE MASTERY TEST DEVELOPMENT PROCESS

In the spring of 1984, the Connecticut General Assembly amended the Education Evaluation and Remedial Assistance (EERA) legislation to authorize the creation of mastery tests in the basic skill areas of mathematics and language arts, including listening, reading and writing skills. The tests were to be established for grades 4, 6, and 8.

The goals of the mastery testing program are:

- o earlier identification of students needing remedial education;
- o testing a more comprehensive range of academic skills;
- o setting high expectations and standards for student achievement;
- o more useful test achievement information about students, schools and districts;
- o improved assessment of suitable equal educational opportunities; and
- o continual monitoring of students in grades 4, 6, and 8.

The type of test that best addresses these goals is a criterion-referenced test. Criterion-referenced tests are designed to assess the specific skill levels of students. Such tests usually cover relatively small units of content. Their scores have meaning in terms of what the student knows or can do. Test results are used to identify the areas of strengths and weaknesses of each student.

Test Construction

The development of the sixth-grade criterion-referenced mastery test required the formation of seven statewide advisory committees. These included the Mathematics and Language Arts Committees, the Psychometrics Committee, the Bias Committee, the Mastery Test Implementation Advisory Committee, and two standard setting committees, one for mathematics and one for language arts. These committees were comprised of representatives from throughout the state. Members were selected for their area of expertise. Approximately 150 Connecticut educators participated on the mastery test committees which met over 80 times over an 18-month period (see Acknowledgements, p. vii).

Beginning in the spring of 1985, content committees in both language arts and mathematics participated in each stage of the test development process, including assisting the State Department of Education in the selection of the Psychological Corporation as its test contractor. First, the content committees reviewed the curriculum materials prevalent throughout the state and the scope of the national tests in use in Connecticut at the respective grade levels. Additional resources included the Connecticut curriculum guides in mathematics and language arts, developed in 1981, as well as the results of recent Connecticut Assessment of Educational Progress (CAEP) assessments in mathematics and language arts. Next, the committees identified sets of preliminary mathematics and language arts objectives which reflected existing curriculum materials and the goals of the mastery testing program. The content committees defined an objective as an operationalized learning outcome that was fairly narrow and clearly defined.

Four criteria were used in identifying the appropriate learning outcomes or test objectives and in selecting specific test items to be included on the Grade 6 Connecticut Mastery Test. To have been considered for use, test objectives and items must have been:

- (1) significant and important;
- (2) developmentally appropriate;
- (3) reasonable for most students to achieve; and
- (4) generally representative of what is taught in Connecticut schools.

Once the objectives were identified, item specifications and/or sample items were written. Item specifications are written descriptions of the types and forms of test items that assess an objective. They also prescribe the types of answer choices that can be used with each item.

After the test specifications were written and agreed upon, the test contractor wrote items and response choices for each of the objectives. The items were then reviewed by the content committees. Items which met the criteria of the test specifications and received the approval of the content committees were considered for the pilot test. Before testing, the Bias Committee reviewed each item for potential adverse discrimination of gender, race or ethnicity in the language or format of the question or response choices. After their review was completed, the pilot test forms were constructed. Over 1600 customized Connecticut items were included in the October 1985 Grade 6 pilot test in language arts and mathematics.

The Psychometrics Committee provided advice concerning other aspects of the pilot test including the sampling design, statistical bias analysis, the design of item specifications, and pilot test administration procedures. The recommendations proposed by the Psychometrics Committee were reviewed and endorsed by the Mastery Test Implementation Advisory Committee.

Pilot Tests

After the items had been reviewed, twelve test forms (six in mathematics, and six in language arts) were piloted for the Grade 6 test. The purpose of several pilot test forms was to ensure that enough test items were included to construct three comparable test forms from the pilot test results.

Over 6,000 Grade 6 students participated in the October 1985 pilot test. In January 1986, the pilot test results were made available to Connecticut State Department of Education (CSDE) staff. The process of selecting items to construct three comparable test forms began by the Bias Committee examining the pilot test statistics of each item for potential bias. As a result, some items were eliminated from the item pool. From the remaining items, test forms were constructed to be equivalent in content and difficulty at both the objective and total test levels.

Once the items were sorted on this basis, the test contractor prepared three complete forms of the mathematics test and two complete forms of the language arts test. These forms were approved by the content committees. Each form was created to be equal in difficulty and test length. A third language arts test will be constructed after a few additional items are piloted as part of a future test administration. The psychometric procedures used to construct these test forms focus primarily on the use of the one-parameter latent trait model.

Survey

In October 1985, a survey of preliminary Grade 6 mastery test objectives were sent to over 4,000 Connecticut educators. The purpose of the survey was to determine (1) the importance of the proposed mathematics and reading/language arts objectives; and (2) whether the objectives were taught prior to the fall of grade 6. Approximately a 45% response rate was achieved which included approximately one-third of the respondents representing urban school districts. Thirty-six of the original thirty-nine objectives were judged to be important learning skills.

Mastery Test Content

Mathematics. The Mathematics Committee recommended a Grade 6 mathematics test that assessed thirty-six (36) specific objectives in four domains: (1) Conceptual Understanding; (2) Computational Skills; (3) Problem Solving/Applications; and (4) Measurement/Geometry. There are four test items per objective for a total of 144 items on the mathematics test. A detailed list of domains and objectives, is given in Appendix A (p. 19).

Language Arts. The Language Arts committee recommended a 112 item Grade 6 language arts test that covers two domains: Reading/Listening, and Writing/Study Skills. The eleven (11) objectives recommended by the Language Arts Committee are presented in Appendix B (p. 23).

The general content of Reading/Listening consisted of narrative, expository, and persuasive passages on a variety of topics measuring a student's ability in: (1) Literal Comprehension; (2) Inferential or Interpretive Comprehension; and (3) Critical or Evaluative Comprehension. Audiotapes were used to assess students' listening comprehension ability in: (1) Literal Comprehension and (2) Inferential and Evaluative Comprehension. The Degrees of Reading Power (DRP) test was also used to assess reading. The DRP test included eleven (11) passages and seventy-seven (77) test items. It was designed to measure a student's ability to understand nonfiction English prose at different levels of reading ability.

The general content area of **Writing/Study Skills** consisted of three components. First, there was a holistic writing sample where writing skills were directly assessed. Each student was asked to write a composition on a designated topic. Writing was then judged on a student's demonstrated ability to convey information in a coherent and organized fashion. Second, the mechanics of good writing, which was defined as (1) Capitalization and Punctuation, (2) Spelling, Homonyms and Abbreviations, (3) Agreement, and (4) Tone was assessed in a multiple choice format. Third, Study Skills were assessed through Locating Information and Notetaking/Outlining. Locating Information, (Schedules, Maps, Index and Reference Use, and Dictionary Meaning) measured a student's ability to find and use information from the sources listed. Notetaking and Outlining tested a student's ability to take notes and report information as well as complete missing outline information. A detailed list of objectives and number of items per objective is given in Appendix B (p. 23).

SETTING MASTERY STANDARDS BY OBJECTIVE

The essence of the Connecticut Mastery Test (CMT) is the establishment of a specific mastery standard that accurately reflects students' knowledge and competency on each objective. The mastery test incorporates appropriate and challenging expectations for Connecticut public school students. The goal of the CMT Program is for each student to achieve mastery of all objectives. The objectives being tested were identified as appropriate and reasonable for students at each of the grades tested. These tests are designed to measure a student's performance against these specific objectives.

The process of establishing the mastery standards by objective used a statistical method that required two decisions to be operationalized. The first decision defined a student who mastered a particular skill as one who had a 95% chance of correctly answering each item within the objective. The second decision was that the specific standard for each objective would identify 99% of the students who mastered the skill. For example, literal reading comprehension is measured by 8 questions. By applying the two decision rules stated above to a binomial distribution table, a student is identified as mastering the skill if he/she gets at least 6 of the 8 items correct.

The mastery standards are as follows:

- o In mathematics, for each of the 36 objectives, a student must answer correctly at least 3 out of 4 items.
- o In language arts, for the eleven multiple choice objectives with varying numbers of items, a student must answer correctly the following number of items:

	<u># Items Correct for Mastery</u>
WRITING MECHANICS	
(1) Capitalization & Punctuation	9 out of 12
(2) Spelling	6 out of 8
(3) Agreement	11 out of 15
(4) Tone	3 out of 4
STUDY SKILLS	
(5) Locating Information	9 out of 12
(6) Notetaking and Outlining	3 out of 4
LISTENING COMPREHENSION	
(7) Literal	3 out of 4
(8) Inferential & Evaluative	12 out of 16
READING COMPREHENSION	
(9) Literal	6 out of 8
(10) Inferential	10 out of 14
(11) Evaluative	10 out of 14

No mastery levels were set for the two holistic language arts measures, the Degrees of Reading Power (DRP) test and the Writing Sample, since these measures are not composed of objectives against which mastery could be assessed.

Setting Remedial (Grant) Standards

The Psychometrics Committee also considered alternative ways to set standards for grant and remedial purposes. Section 10-14 m-r of CT General Statutes requires that the Connecticut State Board of Education establish statewide standards for remedial assistance in order to meet two responsibilities:

- to identify and monitor the progress of students in need of remedial assistance in language arts/reading and mathematics as part of the EERA field assessments; and
- to distribute EERA funds based on the number of needy students statewide, as well as for use in the Chapter 2 and Priority School District Grants.

The Psychometrics Committee advised setting the standards by the number of items correct because of important technical considerations in equating test forms. The committee conducted lengthy deliberations over the technical feasibility of establishing standards by the number of objectives passed but felt there were significant obstacles which could not be overcome. Standard-setting committees in mathematics and language arts/reading were convened in March 1986 to determine the grant/remedial standards. The standard-setting committees recommended the following remedial standards:

1. In mathematics, a student who answers fewer than 79 of the 144 items (55%) correctly is required to receive further diagnosis by the local school district and, if necessary, to be provided with remedial assistance.
2. In reading, a student whose Degrees of Reading Power (DRP) unit score is lower than 50 is required to receive further diagnosis and, if necessary, to be provided with remedial assistance.
3. In writing, a student receiving a total holistic score less than 4 is required to receive further diagnosis by the local school district and, if necessary, to be provided with remedial assistance.

The recommendations of the Psychometrics Committee and the Standard-Setting Committees were reviewed by the Mastery Test Implementation Advisory Committee in March 1986. The Mastery Test Implementation Advisory Committee (MTIAC) endorsed the procedures used to establish the remedial standards with the clarification that the remedial standards should be considered broad indicators of student achievement and need. The criterion-referenced test is a valuable diagnostic tool used to help districts identify students in need of remedial assistance, to target State Department of Education resources to those students most in need, and to provide useful information to local school districts for improving their curriculum and instructional programs. The MTIAC felt strongly that the data generated by the State Department of Education should not be used to compare performance among districts.

The mastery and remedial standards were adopted, as recommended, by the State Board of Education on June 4, 1986. For a detailed explanation of the remedial standard-setting process, see Appendix C (p. 25).

TEST ADMINISTRATION AND SCORING

Test sessions were conducted by local school district staff under the supervision of local test coordinators who had been trained by staff of the Department and The Psychological Corporation. A student who took all subtests participated in approximately eight hours of testing.

The Grade 6 Mastery Test schedule allowed for three weeks of testing (including make-ups). This allowed local districts as much latitude as possible in adapting test administration to local conditions, in meeting students' needs, and in accommodating religious holidays that occur during testing. Local plans for administration of the Grade 6 Mastery Test were acceptable if the following guidelines were met for all students:

Testing Guidelines: Grade 6 Connecticut Mastery Test

- a) The writing sample MUST occur on Tuesday, September 23, 1986.
- b) Other testing must occur sometime between September 22 and October 3, 1986, with make-up testing during the week of October 6-10..
- c) All sixth graders in a district must be tested on the same schedule.
- d) Testing must occur during the regular school day in a regular classroom setting.
- e) No more than two (2) testing sessions may be administered in one day with at least a fifteen minute break between testing sessions (e.g., two a.m. sessions or one a.m. session and one p.m. session).
- f) Make-up sessions MUST conclude by Friday, October 10, 1986. Conditions "d" and "e" above must also hold for all make-up sessions.

The Grade 6 Connecticut Mastery Test had eight testing sessions.

- Mathematics I (60 minutes)
- Mathematics II (60 minutes)
- Mathematics III (60 minutes)
- Writing sample (45 minutes)
- Degrees of Reading Power (70 minutes)
- Reading comprehension (60 minutes)
- Listening comprehension (45 minutes)
- Writing mechanics/study skills (60 minutes)

At the conclusion of the make-up testing period, answer booklets were returned to National Computer Systems (NCS) of Iowa City, Iowa for optical scanning and scoring, and then organized in preparation for holistic scoring workshops.

Scoring of the Language Arts and Mathematics Test

The mathematics and language arts multiple-choice tests were machine-scored by NCS. Mathematics scores were reported for the total test as well as for mastery by each objective. Likewise, language arts scores were reported for the total test as well as for mastery of each objective.

Scoring of the Writing Sample

The writing sample was scored by Connecticut elementary teachers using a technique known as the holistic scoring method. Holistic scoring is an impressionistic and quick scoring process that rates written products on the basis of their overall quality. It relies upon the scorers' trained understanding of the general features that determine distinct levels of achievement on a scale appropriate to the group of writing pieces being evaluated.

The major assumption upon which holistic scoring is based is that the quality of a piece of writing should be judged on its overall success as a whole presentation, rather than on the quality of its component parts. Contributing to the rationale underlying holistic scoring is evidence that: (1) no aspect of writing skill can really be judged independently; (2) teachers can recognize and agree upon good writing when they see it regardless of how they describe writing ability; and (3) teachers will rate pieces of writing in much the same way regardless of any discrepant views they might hold about how particular components of writing should be weighed.

The procedure for holistic scoring is specific to the complete set of writing samples on a given topic that a group of scorers have been asked to evaluate. That is, the scoring scale is based on the range of ability reflected in the particular set of writing samples being assessed.

Preparation for scoring. Prior to the training/scoring sessions, a committee consisting of Connecticut State Department of Education (CSDE) consultants, representatives of the language arts committee and other language arts specialists, two Chief Readers and project staff from Measurement Inc. of Durham, North Carolina, met and read a substantial number of essays drawn from the total pool of essays to be scored. Approximately 60 essays were selected to serve as "range-finders" or "marker papers," representing the range of achievement demonstrated in the total set of papers. Copies of those range-finders served as training papers during the scoring workshops which followed. Each range-finder paper was assigned a score according to a four-point scale, where 1 represented a poor paper and 4 represented a superior paper.

Scoring workshops. During the month of November, eight holistic scoring workshops were held in two different locations in the state. Attendance at the grade six scoring workshops totaled 241 teachers. A Chief Reader and two assistants were present at every workshop in addition to representatives of the CSDE. Each workshop consisted of a training session and a scoring session.

The general procedure for a training session is described below.

- o Each training paper (range-finder) was studied in turn and trial-scored by all scorers. Scoring judgments were independent, quick, immediate, and were based on the scorer's overall impression of the paper. No fractional points on the score scale (1-4) were permissible.
- o After all scorers had scored the first four training papers, their judgments were compared to the score assigned during the range-finding process. Any discrepancies were discussed. Through repeated discussions on succeeding training papers, scorers came to identify and internalize those features of written composition that distinguish the papers along the established range. This "holistic" process obviates the need to articulate explicitly the specific criteria that separate one score point from the next.

- o Scorers were "calibrated" by ascertaining that they were making judgments consistent with one another and with the Chief Reader. Discussions about papers continued until agreement was reached on the scores of the training papers.

Once scorers were calibrated, actual scoring of the writing exercises occurred. Each paper was read independently by two different scorers; that is, the second reader did not see the score assigned by the first reader. The Chief Reader was responsible for adjudicating any disagreement of more than one point between the judgments of the two scorers as well as any score in combination with a zero score. In other words, discrepancies of one point between scores (e.g., 4 and 3, 1 and 2, 2 and 3) were acceptable, but larger discrepancies (e.g., 2 and 4, 3 and 1, 1 and 4) had to be resolved by the Chief Reader. Once a paper was assigned two non-discrepant scores, the two scores would be summed to produce the final score for each student. The possible scale of summed scores ranged from a low of 2 to a high of 8.

Understanding the holistic scores. Examples of actual student papers which are representative of the scoring range will assist the reader in understanding the statewide standard set for writing and interpreting the test results. Sample papers representing four different holistic scores are presented in Appendix D (p. 31). Note that the process of summing the scores assigned by the two readers expands the scoring scale to account for "borderline" papers. A paper which receives a 4 from both scorers (for a total score of 8) is likely to be better than a paper to which one reader assigns a 4 and another reader assigns a 3 (for a total score of 7). In addition, it should be emphasized that each of the score points represents a range of student papers--some 4 papers are better than others.

A score of zero (0) was assigned to student papers in certain cases. A score of 0 indicates that a paper is not scorable and, therefore, that the student's writing skills remain to be assessed. The cases in which a score of 0 was assigned were as follows:

- o responses merely repeated the assignment;
- o illegible responses;
- o blank responses;
- o responses in languages other than English;
- o responses that failed to address the assigned topic in any way; and
- o responses that were too brief to score accurately, but which demonstrated no signs of serious writing problems (for example, a response by a student who wrote the essay first on scratch paper and who failed to get very much of it recopied).

Both readers had to agree that a paper deserved a zero before this score was assigned. If the two readers disagreed, the Chief Reader arbitrated the discrepancy. Papers which were assigned a score of zero were not included in summary reports of test results.

Analytic Scoring

All papers receiving holistic scores below the remedial standard also received analytic scoring in five categories (traits): focus, organization, support/elaboration, mechanics and sentence formation. Analytic scoring is a thorough, trait-by-trait analysis of those components of a writing sample that are considered important to any piece of writing in any context. This scoring procedure can provide a comprehensive picture of a student's writing performance if enough traits are analyzed. It can identify those traits that make a piece of writing effective or ineffective. However, the traits need to be explicit and well defined so that the raters understand and agree upon the basis for making judgments about the writing sample. The analytic rating guide and sample marker papers for the analytic scoring are presented in Appendix E (p. 39).

Scoring of the Degrees of Reading Power (DRP) Test

The scores reported are in DRP unit scores. These scores identify the difficulty or readability level of prose that a student can read with comprehension. This makes it possible to match the difficulty of written materials with student ability. These scores can be better interpreted by referring to the readability levels of some general reading materials as shown below:

- o Elementary textbooks (grades 5-7) - 45-65 DRP Units
- o Personality Section - teen magazines - 55 DRP Units
- o Adolescent fiction - 55 DRP Units

A much more extensive list of reading materials is contained and rated in the booklet Readability Report, Seventh Edition, published by The College Board.

The conversion between DRP unit scores and raw scores can be made from the tabled values in The College Board's Degrees of Reading Power PB Form Series Conversion Tables, effective March, 1985.

SCHOOL DISTRICT TEST RESULTS REPORTING

The CMT school district reports are designed to provide useful and comprehensive test achievement information about students, schools and districts. Four standard test reports are generated to assist teachers, principals, superintendents and parents to understand and use criterion-referenced test results. Appendix F (p. 45) presents samples of the school district and parent/student diagnostic score reports.

FALL 1986 STATEWIDE MASTERY TEST RESULTS

The Grade Six Connecticut Mastery Test provides a comprehensive report card on how students perform on specific skills that Connecticut educators feel are important at the beginning of sixth grade. The mastery test is instructionally useful since it identifies areas of weakness, as well as areas of strength.

Mathematics

In mathematics, sixth graders mastered an average of 23.1 objectives of the 36 tested, or 64.2 percent. The state's goal is that all students master every objective, or 100 percent. Chart 1 (p. 13) illustrates that, statewide, students demonstrated strong scores in the areas of basic facts and simple applications (such as multiplication/division facts and computation with whole numbers and money amounts); problem solving involving graphs, tables, charts; understanding place value and expanded notation; and ordering whole numbers. However, students did not perform as well on items that require higher level thinking -- that is, conceptual and analytical skills (e.g., renaming whole numbers by regrouping; solving problems with extraneous information; estimation and measurement problems; and determining areas and perimeters).

Students also performed poorly on some computational skills such as finding functional parts of whole numbers and computations involving fractions with unlike denominators.

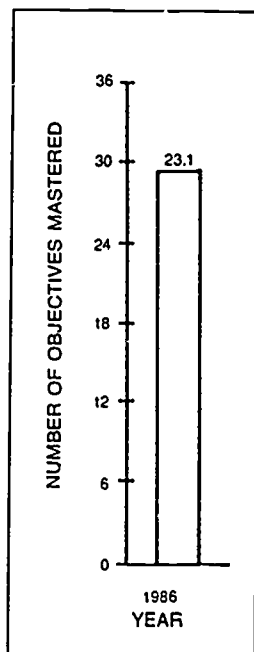
A total of 31 percent of the students mastered 29 or more objectives on the mathematics test, and 2 percent mastered all 36 objectives (see Appendix G, p. 59).

Students getting fewer than 79 questions correct on the 144-question mathematics section (19%) were identified as needing further diagnosis and possible remedial instruction.

Language Arts

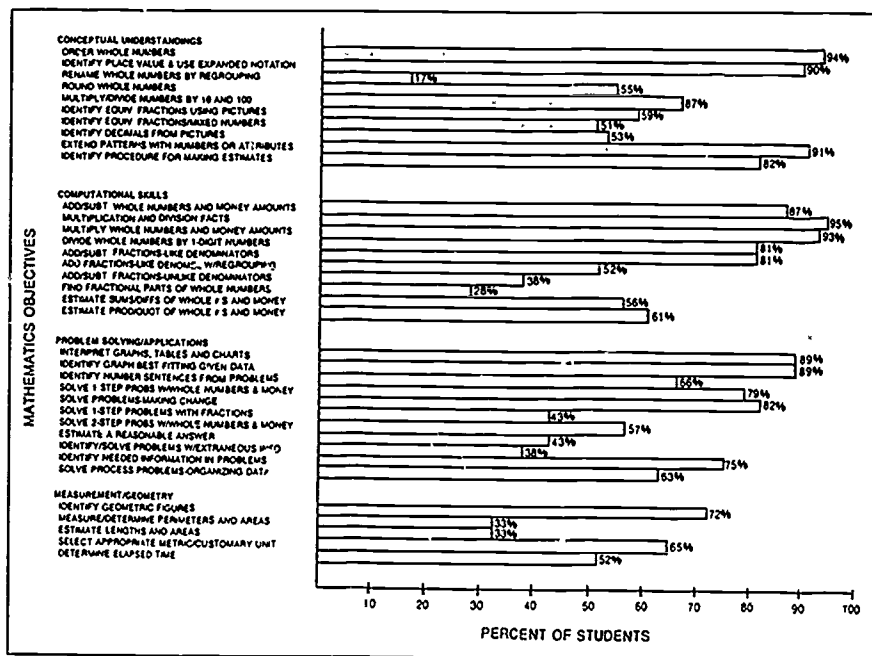
In language arts, sixth grade students averaged 7.5 objectives of the eleven tested, or 68.2 percent. The state's goal is that all students master every objective, or 100 percent. Chart 2 (p. 14) illustrates that while students did reasonably well on writing mechanics and on study skills, significant weaknesses were found in higher order literal, inferential, and evaluative reading comprehension and borderline weaknesses were noted in literal and inferential/evaluative listening comprehension. A total of 49 percent of the students mastered nine or more objectives on the language arts test, which includes writing and reading skills, and 23 percent of the students mastered all eleven objectives (see Appendix G, p. 59).

**MATHEMATICS:
AVERAGE NUMBER OF
OBJECTIVES MASTERED**



This bar chart illustrates the average number of mathematics objectives mastered, statewide.

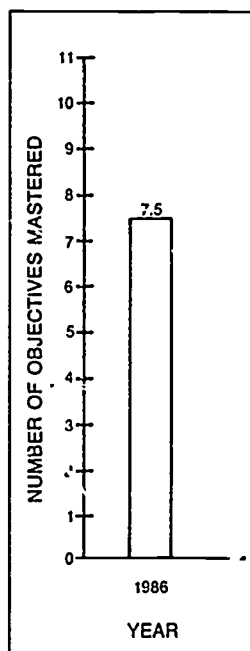
MATHEMATICS: PERCENT OF STUDENTS ACHIEVING MASTERY FOR EACH OBJECTIVE



This bar chart illustrates the percent of students statewide who mastered each of the 36 mathematics objectives.

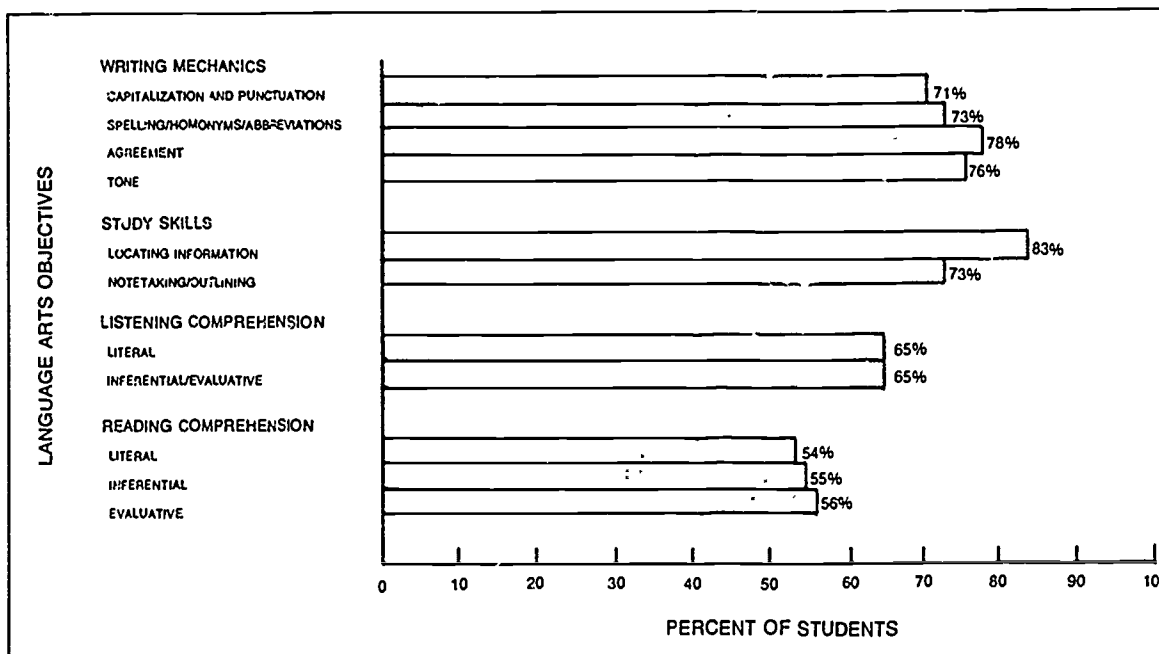
Chart 2
Language Arts: Percent of Students
Achieving Mastery For Each Objective

LANGUAGE ARTS:
AVERAGE NUMBER OF
OBJECTIVES MASTERED



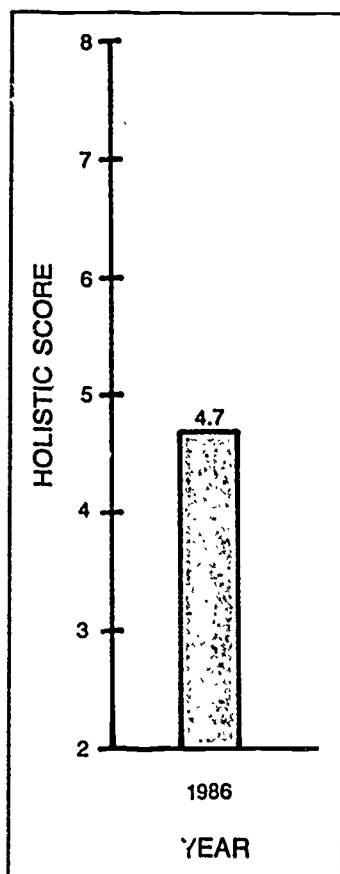
This bar chart illustrates the average number of *language arts objectives* mastered, statewide.

LANGUAGE ARTS: PERCENT OF STUDENTS ACHIEVING MASTERY FOR EACH OBJECTIVE



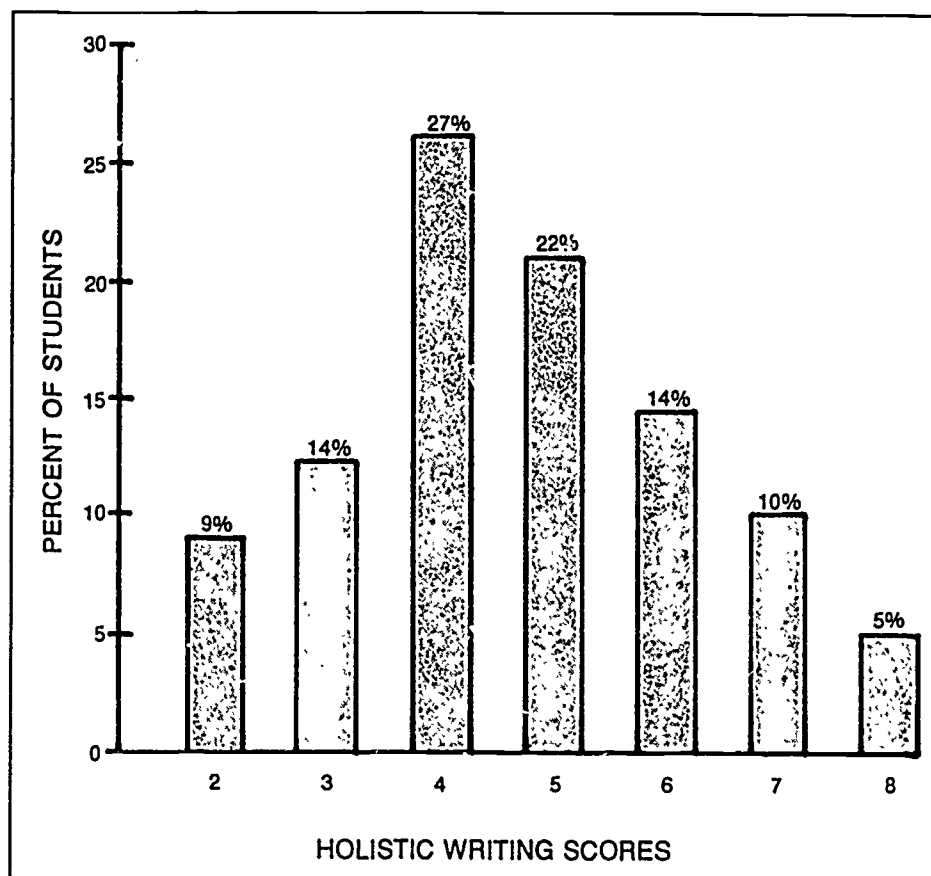
This bar chart illustrates the percent of students, statewide, who mastered each of the *eleven language arts objectives*.

WRITING SAMPLE:
AVERAGE HOLISTIC SCORE



This bar chart illustrates the average *holistic writing score* of students, statewide.


WRITING SAMPLE:
PERCENT OF STUDENTS AT EACH SCORE POINT



This bar chart illustrates the distribution of students who received each *holistic writing score*, statewide. Holistic writing scores are interpreted as follows: a student who scores 7 or 8 has produced a paper which is well written with developed supportive detail, a student who scores 5 or 6 has produced a paper which is generally well organized with supportive detail; a student who scores 4 is minimally proficient; and a student who scores 2 or 3 is in need of further diagnosis and possible remedial assistance.

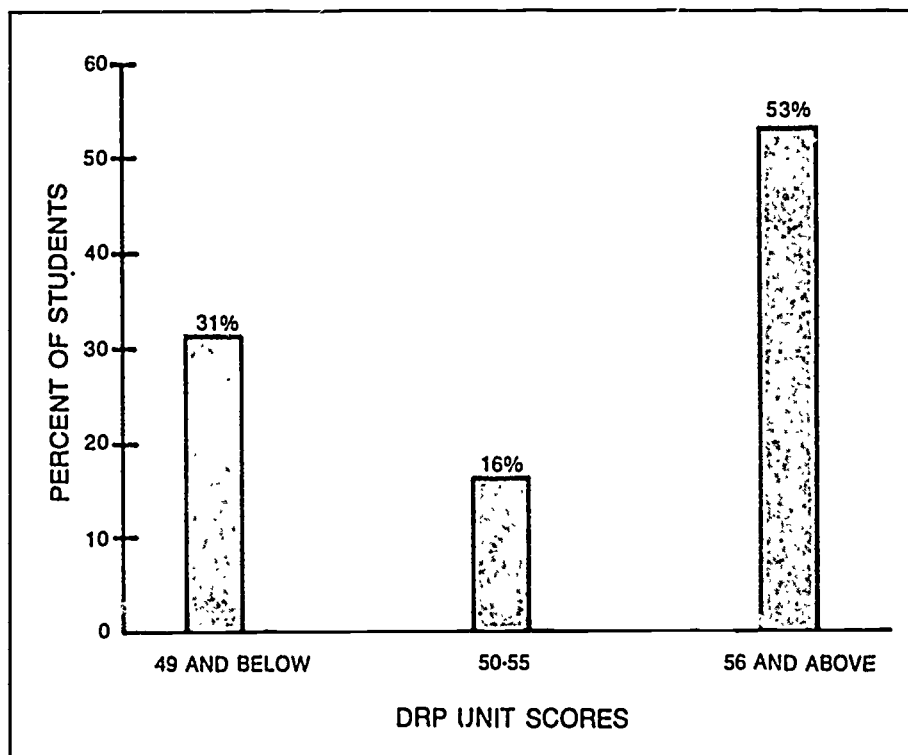
Chart 3
Writing Sample: Percent of Students at Each Score Point

DEGREES OF READING
POWER® (DRP)® :
AVERAGE DRP
UNIT SCORE



This bar chart illustrates the average *DRP unit* score of students, statewide.

DEGREES OF READING POWER® (DRP)® :
PERCENT OF STUDENTS AT SELECTED RANGES OF DRP UNIT SCORES



This bar chart illustrates the distribution of students, statewide, scoring in each of three *Degrees of Reading Power* (DRP) score categories. DRP score categories are interpreted as follows: a student who scores 56 DRP units or above can read, with high comprehension, materials which are typically used at grade 6 or above; a student who scores 50-55 DRP units can read, with high comprehension, materials which are typically used below grade 6 but above the Remedial Standard; and a student who scores 49 DRP units or below is in need of further diagnosis and possible remedial assistance.

Chart 4

**Degrees of Reading Power (DRP): Percent of Students
At Selected Ranges of DRP Unit Scores**

In writing, sixth grade students averaged 4.7 points on a scale of 2 through 8. The state's goal is that all students be able to produce an organized, well-supported piece of writing, that is, a score of 7 or 8. Chart 3 (p. 15) illustrates that 15 percent of the students produced an organized, well-supported piece of writing (a 7 or an 8 score), and an additional 36 percent produced a paper which is generally well organized (a 5 or a 6 score). Another large group, 27 percent, scored a 4, which is defined as a "minimally proficient piece of writing." A total of 23 percent of the students scored a 2 or a 3, which is below the remedial standard.

In reading (Degrees of Reading Power Test), sixth grade students averaged 55 units on a scale of 15 through 99. The state's goal is that all students be able to read with high comprehension materials typically used at the sixth grade or above, that is, at least 56 on the scale. Chart 4 (p. 16) illustrates that 53 percent of the students scored at least 56 on the reading section, 16 percent scored between 50 and 55, and 31 percent scored below 50, which is the remedial standard. The average score of 55 suggests that Connecticut sixth graders typically can read, with high comprehension, materials normally used up to grade 6.

Test Results by District

Appendix H (p. 63) and Appendix I (p. 79) present a listing of the mathematics and language arts test results, respectively, for Connecticut school districts. School districts are listed alphabetically, followed by regional school districts. The Type of Community (TOC) designation in the second column indicates the group with which each district or school has been classified. A definition of the TOC classifications is provided in Appendix J (p. 87).

Because the most valid comparisons for district scores are longitudinal within each district, the State Department of Education advises against making school district comparisons. The following caution should also be noted:

- o It is not appropriate or meaningful to sum across the different tests and subtests because of differences in test length, mastery, and remedial standards. These comparisons are inappropriate since it is impossible to identify, solely on the basis of the above information, how the average student has performed in the districts being compared. Average scores and standard deviations provide more appropriate comparative information on how well the average student is performing, although many factors may affect the comparability of these statistics as well.

Participation Rate Results

Appendix K (p. 89) presents the number of sixth-grade students in each district and the percents of students who participated in the grade six mastery testing during the Fall 1986 statewide administration. The alphabetical listing of districts provides the following information for each district:

Column 1	The name of the district.
Column 2	The total sixth-grade population at the start of mastery testing.
Column 3	The number of students eligible for testing.
Column 4	The percent of total population exempted from testing.
Columns 5-8	The percent of eligible students tested in each content area.

The results in Appendix K illustrate that participation rates by school district on the sixth-grade CMT were quite high, with only a few exceptions.

APPENDIX A
Grade Six Mathematics Objectives

Grade Six Mathematics Objectives

The 36 objectives of the sixth grade mathematics test are listed below. There are four test items for each objective.

CONCEPTUAL UNDERSTANDINGS (40)

1. Order whole numbers less than one hundred thousand.
2. Identify the value of a digit in whole numbers less than one hundred thousand and rewrite whole numbers using expanded notation.
3. Rename whole numbers by regrouping 1000's, 100's, 10's and 1's.
4. Round whole numbers less than one hundred thousand to the nearest 1000, 100, and 10.
5. Multiply and divide multiples of 10 and 100 by 10 and 100.
6. Identify equivalent fractions and mixed numbers using pictures.
7. Identify equivalent fractions and mixed numbers.
8. Identify decimals (.01 to 2.99) from pictorial representations.
9. Extend patterns involving numbers and attributes.
10. Identify an appropriate procedure for making estimates for whole number computations.

COMPUTATIONAL SKILLS (40)

11. Add and subtract 2-, 3- and 4-digit whole numbers and money amounts less than \$100.00.
12. Know multiplication and division facts.
13. Multiply 2- and 3-digit whole numbers and money amounts less than \$100.00 by 1-digit numbers.
14. Divide 2- and 3-digit whole numbers by 1-digit numbers
15. Add and subtract fractions and mixed numbers with like denominators (without regrouping mixed numbers).
16. Add fractions and mixed numbers with like denominators involving regrouping improper fractions to whole numbers of mixed numbers.
17. Add and subtract fractions and mixed numbers with unlike denominators (one denominator a factor of the other).
18. Find fractional parts of whole numbers.
19. Estimate sums and differences of whole numbers and money amounts.
20. Estimate products and quotients of whole numbers and money amounts (1-digit factor and 1-digit, whole number divisor).

PROBLEM SOLVING/APPLICATIONS (44)

21. Interpret graphs, tables and charts.
22. Identify the graph that best illustrates given data.
23. Identify number sentences from problems.
24. Solve 1-step problems involving whole numbers and money amounts.
25. Solve problems involving making change.
26. Solve 1-step problems involving fractions.
27. Solve 2-step problems involving whole numbers and money amounts.
28. Estimate a reasonable answer to a given problem.
29. Identify extraneous information in problems and solve problems with extraneous information.
30. Identify needed information in problem situations.
31. Solve process problems involving the organization of data.

MEASUREMENT/GEOMETRY (20)

32. Identify geometric figures.
33. Measure/determine perimeters and areas.
34. Estimate lengths and areas.
35. Select appropriate metric or customary units and measures.
36. Determine elapsed time.

Performance on all 36 math objectives is reported at the student, classroom, school, district and state levels.

(#)Number of items for each content area.

APPENDIX B

Grade Six Language Arts Objectives

Grade Six Language Arts Objectives

There are eleven multiple choice objectives and two holistic measures, one for reading and one for writing, within the sixth grade language arts test.

Writing Mechanics (40)

1. Capitalization and Punctuation (12)
2. Spelling (9)
3. Agreement (15)
4. Tone (4)

Study Skills (16)

5. Locating Information (11)
6. Notetaking and Outlining (5)

Listening Comprehension (20)

7. Literal (6)
8. Inferential & Evaluative (14)

Reading Comprehension (36)

9. Literal (8)
10. Inferential (14)
11. Evaluative (14)

Degrees of Reading Power (77)

Writing Sample (1)

Holistic scoring provided for all students. Analytic scoring provided for students who score below the remedial standard of 4 (on a scale of 2-8).

Performance on all eleven Language Arts objectives, the Degree of Reading Power, and the Writing Sample is reported at the student, classroom, school, district and state levels.

(#) Indicates the number of items for each content area or objective.

APPENDIX C

Remedial (Grant) Standard-Setting Process

Remedial (Grant) Standard-Setting Process

Background

There are several acceptable strategies for setting standards on criterion-referenced tests. Each of the proposed methods has one or more unique characteristics. One common element to the various methods is that they all offer to the individuals who are setting the standards some process which reduces the arbitrariness of the resulting standard. Different methods accomplish this in different ways. All methods systematize the standard-setting process so that the result accurately reflects the collective informed judgment of those setting the standard.

Types of Standard-Setting Methods

Standard-setting methods can generally be categorized into three types: test question review, individual performance review and group performance review. Test question review methods specify a procedure for standard setters to examine each test question and make a judgment about that question. For example, standard setters might be asked to rate the difficulty or the importance of each question. These judgments are then combined mathematically to produce a standard. Individual performance review methods also require standard setters to make judgments, but the judgments are made on the basis of examining data that indicate how well individual students perform on test items. These data may be based on actual pilot test results or projected results using mathematical theories. In this method, additional student information, such as grades, may also be used to inform the standard setters. Group performance review methods provide for judgments to be made based on the performance of a reference group of students. That is, standard setters review the group performance and make a determination where the standard should be set based on the group results.

Selection of a Standard-Setting Method

Several factors affect the choice of a particular standard-setting method. The type of test is one consideration. For example, some methods are only appropriate for multiple choice questions or for single correct answer questions while other methods are more flexible. For example, time constraints are a consideration if student performance data are necessary. In this case, a pilot test must be conducted and the test results must be analyzed prior to setting the standards. Another consideration is the relative importance of the decisions that will be made on the basis of the standard. For example, a classroom test affecting only a few students would not require as stringent a procedure as would a statewide test determining whether a student is allowed to graduate from high school. Other relevant factors include the number of test items, permanence of the standard, purpose of the test, and the extent of available financial and other resources to support the standard-setting process.

On February 4, 1985, the Mastery Test Psychometrics Committee met to consider the issue of standard-setting procedures and voted unanimously to approve the following proposal.

A PROPOSAL FOR SETTING THE REMEDIAL STANDARDS ON THE CONNECTICUT MASTERY TESTS

1. Two standard-setting committees will be created: one for mathematics and one for reading and writing.
2. This description of a minimally proficient student will be given to each of the committees:

Imagine a student who is just proficient enough in reading, writing, and mathematics to successfully participate in his/her regular sixth-grade coursework.

- 3.A In mathematics, an adaptation of the Angoff procedure will be used. The committee will be provided with each item appearing on one form of the mathematics test. The committee will be given the following directions:

Consider a group of 100 of these students who are just proficient enough to be successful in regular sixth-grade coursework. How many of them would be expected to correctly answer each of the questions.

The committee will rate each item. The committee will then be given the opportunity to discuss their rating of each item. Sample pilot data will be presented. Committee members will be given the opportunity to adjust their item ratings. The item ratings will then be averaged in accordance with the Angoff procedure in order to produce a recommended test standard.

- 3.B In reading, the committee will review and discuss each passage of the Degrees of Reading Power (DRP) test. Student performance data will be presented. The committee will consider the reading difficulty that should be expected of a student at the grade level being tested. The committee members will identify the passage that has the appropriate level of reading difficulty consistent with the above description of a minimally proficient student.
- 3.C In writing, the committee will read four sample essays. These essays will have been prescored holistically (on a scale from 2 to 8) in order to rank the quality of the essays. Committee members will classify essays into one of three categories: 1) definitely NOT proficient, 2) borderline, and 3) definitely proficient. These classifications will be discussed in light of the holistic scores. The committee will then classify approximately twenty-five additional essays. The essay ratings will be discussed in the same manner as the original four essays. When all essays have been discussed, the essays which fell in the borderline category will be focused upon to determine the standard. The committee will determine where among the borderline essays, the standard should be established.
4. The standards recommended in step 3 will be presented to the Mastery Test Implementation Advisory Committee for discussion and action.

Connecticut's Strategy

Several steps were employed to create an acceptable and valid test standard for Connecticut tests. Initially, a separate standard-setting committee was convened for each test on which standards are to be set. Individuals were chosen to serve as members on the committee on the basis of their familiarity with the area being assessed and the nature of the examinees. One source of such members is the test content committees related to the project. For example, members of the Mathematics Committee were represented on the committee setting standards for the mathematics mastery test.

The actual procedures used to set standards were an adaptation of a method proposed by William Angoff (1970). This test question review method required members of a standard-setting committee to estimate the probability that a question would be correctly answered by examinees who possess no more than the minimally acceptable knowledge or skill in the areas being assessed. Standard setters then reviewed pilot test data for sample items as further evidence of the appropriateness of the judgments being made. The original probability estimates assigned to each test question were reviewed and adjustments made by the standard setters. The final individual item probabilities were summed to yield a suggested test standard for each member of the committee. The suggested standards were averaged across members of the committee to produce the recommended test standard.

The recommended test standard was presented to the Mastery Test Implementation Advisory Committee and the State Board of Education.

In mid-March, Mathematics and Language Arts Standard-Setting Committees met to set the remedial standards for the grade 6 mastery test. The following information summarized the results of the standard-setting activities conducted by CSDE staff:

I. Mathematics (144 item test)

Using the procedures previously outlined, the standard setters rated each item and considered the pilot data. Committee members discussed items and were given the opportunity to adjust their initial ratings. The final ratings were averaged to produce a remedial standard. It is recommended that a raw score of 79 be the remedial mathematics standard. Below is a summary of the ratings.

<u>Procedure</u>	<u># Judges</u>	<u>Range %</u>	<u>Mean % Correct</u>	<u>Raw Score</u>
Angoff	20	35-62	55	79

II. Reading (Degrees of Reading Power, 77 item test)

Standard setters used two procedures to establish a remedial reading standard. First, they examined the passages in the Degrees of Reading Power (DRP) test, asking themselves which passage is too difficult for the student who is just proficient enough to successfully participate in sixth-grade coursework. Discussion occurred throughout this selection process.

Second, they examined textbooks which are typically used in grades 3 and 4 and selected those textbooks which a minimally proficient student would not be expected to read in order to successfully participate in sixth-grade coursework. Discussion occurred throughout this selection process.

The average readability values of the selected passages and textbooks and the pilot test data were then revealed to the standard setters. The standard setters discussed the readability values and the pilot test data and recommended the DRP unit score of 50 as the remedial standard. This standard was accepted by the State Board of Education at the 75% comprehension level. Below is a summary of the ratings.

<u>Procedure</u>	<u># Judges</u>	<u>Readability Range</u>	<u>Recommended Remedial Standard</u>
A. Test Passage Review	25	49-56 DRP Units	50 DRP Units
B. Textbook Review	25	47-59 DRP Units	

III. Writing (45 minute writing sample)

Using the procedure previously outlined, standard setters read and rated 21 essays written to a narrative prompt and 21 essays written to an expository prompt. After discussions and final ratings, the holistic scores for the papers were revealed to the group. The committee then discussed the appropriate remedial writing standard in light of the degree to which their ratings matched the holistic scores. It was the recommendation of the committee that holistic writing score of 4 be used as the remedial writing standard. Below is a summary of the ratings.

<u>NARRATIVE PROMPT</u>			
<u>Rating After Discussion</u>			
<u>Holistic Score</u>	<u>Definitely NOT Proficient</u>	<u>Borderline</u>	<u>Definitely Proficient</u>
2	100%	0%	0%
3	72%	0%	28%
4	9%	0%	91%
5	0%	0%	100%
6	4%	0%	96%
7	1%	0%	99%
8	0%	0%	100%

<u>EXPOSITORY PROMPT</u>			
<u>Rating After Discussion</u>			
<u>Holistic Score</u>	<u>Definitely NOT Proficient</u>	<u>Borderline</u>	<u>Definitely Proficient</u>
2	100%	0%	0%
3	100%	0%	0%
4	16%	0%	84%
5	6%	0%	94%
6	0%	0%	100%
7	0%	0%	100%
8	0%	0%	100%

LANGUAGE ARTS STANDARD-SETTING COMMITTEE

Cheryl Anderson, Thompson Public Schools
Robert Bellows, Trumbull Public Schools
Joseph Bibbo, Stonington Public Schools
Dell Britt, Newtown Public Schools
Eileen Brunt, Region School District No. 7
Evelyn Burnham, Region School District No. 7
Dorothy French, Litchfield Public Schools
Marguerite Fuller, Bridgeport Public Schools
Nina Grecenko, Newtown Public Schools
John Hennelly, Old Saybrook Public Schools
David Johnson, Thompson Public Schools
Jean Klein, Newtown Public Schools
Angela Kiss, Windham Public Schools
Christopher Kotsaftis, Litchfield Public Schools
Addie Lindsey, Bridgeport Public Schools
Ethan Margolis, Stamford Public Schools
Dick Nelson, Old Saybrook Public Schools
Bruce Olean, Stonington Public Schools
Anne Stasiewski, Norwalk Public Schools
Marcia Van Hise, Trumbull Public Schools
Deborah Wallerstein, Norwalk Public Schools
Susan Webb, Windham Public Schools
Mary Wilson, Hartford Public Schools
Robert Kinder, CT State Department of Education
Mary Weinland, CT State Department of Education

MATHEMATICS STANDARD-SETTING COMMITTEE

Pat Banning, Windham Public Schools
Barbara Bioty, Windham Public Schools
Mitchell Chester, Farmington Public Schools
Jo Anne Davidson, Westport Public Schools
Coretta Dean, Bridgeport Public Schools
Karol DeFalco, New Haven Public Schools
Robert Dingee, Norwalk Public Schools
Ralph Esposito, New Haven Public Schools
Peter Lovely, Bloomfield Public Schools
Ellen Morse, Manchester Public Schools
John O'Neal, Farmington Public Schools
Marilyn Parker, Manchester Public Schools
Scarlett Pipkin, Bridgeport Public Schools
Arlene Schaffer, Ashford Public Schools
Jo Shay, Westport Public Schools
Martha Strickland, Middletown Public Schools
Sylvia Webb, Middletown Public Schools
Joan Webster, Norwalk Public Schools
Steve Leinwand, CT State Department of Education
Betsy Carter, CT State Department of Education

APPENDIX D

Marker Papers for Holistic Scoring

If I could live anywhere I would pick Italy. My father was born there and I have been there five times with my mother, my father, and my sister.

It is very nice there. It is very hot, about 102 degrees. Some times it rains and sometimes it doesn't.

I would like to live there because my grandmother and grandfather live there and because it is a very beautiful place.

By

Score Point: 1

This response is sparse, with few details and no elaboration.

I would like to live in the forest. Because I love to hunt. One day I hope to be a green baray. But before then, I hope to go to school. And if I'm lucky, I'll go to college for two years and become a green baray.

Score Point: 1

This paper is sparse and has a weak organization. There is little tying together of ideas and the progression is unclear.

31602

8

I would like to stay where I'm at
 It's quit around here. I'm near some of my friends.
 It's really beautiful in the summer. And nice white snow
 cover the ground in winter. And my sister and I make a
 snowman. In the fall the leaves fall and cover the
 ground. My sister and I make a big pile and jump in
 them. If I did move to a different state I'll
 miss all of that because I was born in
 town. And I'm a child.

By:

Score Point: 2

This paper has several reasons with extension on the "snow"
 and "leaves" ideas. More elaboration is needed for a higher score.

3159.7

2

I wish I lived in New York.
 It would be cold. You would
 have to have a fire in the winter.
 The leaves change color. There will
 be a lot of traffic. The ponds will
 turn to thick ice. I would like
 to live there because you can
 go hunting for deer. And go to
 the dumps and see bears. You could
 go fishing in the ponds. You
 can see baseball games. Plus
 you can see basketball games,
 And hockey games. Some of my friends
 live there. You can get better
 clothes. You can meet famous
 people. And go swimming at the
 beaches. Plus they have big waves
 that you can jump into.
 The End.

Score Point: 2

This writer lists several specific reasons with slight
 elaboration on the "cold" and "swimming" ideas. More elaboration
 is needed for a higher score.

My Very Own Island

When I am sixteen years old I will inhabit my very own island. It is the most beautiful place in the whole world. I have to be sixteen years old because I will not be 50 years old. I can't wait.

The island has the tallest palm trees in the world. Every one has a cottage on them. When I go I will not be upset to see the best beach in the whole world. The beach has the softest, whitest sand around.

I will not have disgusting food either. I will have a hundred year supply of food. Every single kind of food. I will have the best and the worst food.

I will live in a mansion and go to the best school. I will have a butler and a maid. I can't wait.

The best thing though is that I get to pick who I want there with me. I won't be alone.

The

End!

Score Point: 2

This paper is organized and presents a number of reasons, but the supporting detail is vague. More elaboration and specificity are needed for a higher score.

1	1	1	1
---	---	---	---

10

My Favorite Place I Want to Live

My favorite place I want to live is Italy. I want to live in Italy because I want to know what it is like to live in a different place. I want to live in Italy because I want to live in a different place and I have nice relatives there too. There rich too, I think.

When I get to Italy I will go to college there. I will learn how to be a teacher. My second course I will learn how to be an electrician. I have colleges over there are not expensive. I hope too if they pay teachers alot of money. My first car will be a sports car.

Italy will be exciting and nice. My neighborhood will be nice. I will live in a small village and in the hills. I will teach the children there how to read. I will also fix us that are not working. I'll own two cars. I will live in a small house. I will marry a lovely woman and have 2 children. I will live in a two story house. It will have 2 bedrooms, a kitchen, a living room, a dining room, and a bathroom.

I will be able to speak American and Italian. My wife will teach me and our children Italian. I will teach my wife and our children American. I want 2 boys or 2 girls. We will hope to have a maid to help around the house. We will also have a garden. We will

grow many vegetables. I will try to raise money to build a Christian church if that is not possible. I will build a small army of about 20 men and a tank to guard the village from Lebanese.

By

Score Point: 3

This paper is organized and controlled. There is some elaboration but development is uneven and the paper does not read smoothly.

--	--	--	--	--

7

I went to live in a quiet little island in the Bahamas with my wife and child. I wanted to live in a natural place so we built a bamboo house near some trees. We used some long beautiful green leaf plants for the roofing. We built the furniture out of bamboo. For food we ate fish, coconuts, berries and pineapples. We drank coconut milk and fresh water from a stream. In fact, we didn't have electricity power to watch T.V. so we had a mini-cinema room. We're getting bus on this island wouldn't say it was better or not. I picked this place cause it was nice, beautiful, land also quiet. There wasn't traffic cars to pollute the air and there wasn't a lot of noise. It was peace and quiet. After a year we moved to city of the Bahamas.

and lived. It wasn't that quiet and it wasn't that noisy but it was a place that you can call home sweet home.

The End

Score Point: 3

This paper is organized and controlled. The writer provides elaboration around the "natural" theme.

SET C

CONNECTICUT MASTERY TEST

GRADE 3

WRITING SAMPLE

1 1 1 76

Score Point: 3

This paper is organized and controlled. The "fruit," "house," and "soccer" ideas are elaborated but listy. More development would contribute to a higher score.

I want to live in Italy. It has many fruits growing there. The Italians grow oranges, lemons, limes, apples, bananas and other good fruits in the warm climate.

I would have a very large farm and grow all kinds of citrus fruits. My wife and children would help pick the fruits when they were ready.

I'd build a big house. I would have a huge yard and an indoor swimming pool. I would let my dog go in the pool whenever she wanted. I would take my dog and my kids to come through the huge yard. We would play games in the field.

The main reason I picked Italy is because I want to play Soccer. I am very good at Soccer. I score about twenty goals a year. I want to score many goals for the Italian Soccer team.

CONNECTICUT MASTERY TEST

GRADE 6

WRITING SAMPLE

3 1 6 1 3

Score Point: 3

This paper has numerous descriptive details but is somewhat listy. The elaboration of the "Miami Dolphins" idea contributes to achieving a 3.

I would like to live in Miami, Florida. It is a beautiful place to live. I will never be bored. There will be lots of stuff to do there. I will go swimming and golfing and many other stuff. There will be times when I can't do a lot of stuff but until then I will have the time of my life. I will go see animals and go to the Miami Dolphins game. It will be fun. I will have front row seats and get Star Marino's picture taken with me. Then I will go back home and get a nice warm bath, then go to bed. And the next day I will get room service and tell them to bring up a nice hot meal. After I get breakfast done with I will play some video games and stay there for about an hour. Then I will try and win some stuffed animals for my mother and get a shirt for my father. My brothers could take care of themselves. After that I will get some lunch on the way back to home and I will be set the rest of the day and get lots of sleep.

If I had the choice of living anywhere in the world that I wanted to live it would probably be the country of Israel. It is a very small country in the middle east and is about as big as New York State. It is a very hot country and is filled with lots of dry, desert land. Israel is a great place for farming. Most of the fruits in the supermarkets today are shipped from Israel. The capital of Israel is Jerusalem. Not a lot of planting is done there because a lot of Jerusalem is city.

I would want to live in Israel so I could learn more about Judaism. I already know a lot about Jewish people and the Jewish holidays because I've been going to Hebrew School since kindergarten. The synagogue I go to is on Broad Street in Middletown. Recently in Hebrew school I've been learning the language. I already know the alphabet and some words. If I went to Israel I'd study really hard so that when I got there I would be able to talk to people in Hebrew. Most of the people in Israel talk only Hebrew. If I went to Israel I'd want to live on a

colony. I don't know how to spell it but this is how it's pronounced. (Cassut) (Cm). a colony adults and children work and in return they have. It may sound funny but the people that live there get T.V.s, electricity, phones, furniture, money to get clothes, water, etc. While the women put in a hard days work but planting and growing foods for the colony the children go to school. The parents don't just plant they also build things and do repairs.

I think Israel would be a fun and interesting place to live and I hope I visit there some day.

Score Point: 4

This response is well developed and elaborated. It has

specific details and strong linking. The paper is unified,

organized, and controlled.

APPENDIX E

Analytic Rating Guide and Marker Papers for Analytic Scoring

GRADE SIX ANALYTIC RATING GUIDE

FOCUS: How effectively does the writer unify the paper by a dominant topic?

- 1 = switches and/or drifts frequently from the dominant topic
- 2 = switches and/or drifts somewhat from the dominant topic
- 3 = stays on topic throughout the response

ORGANIZATION: Is there a plan that clearly governs the sequence from the beginning to the end of the response and is the plan effectively signaled?

- 1 = no discernible plan
- 2 = inferable plan and/or discernible sequence; some signals may be present
- 3 = controlled, logical sequence with a clear plan

SUPPORT/ELABORATION: To what extent is the narrative developed by details that describe and explain the narrative elements (character, action, and setting)?

- 1 = vague or sketchy details that add little to the clarity of the response or specific details but too few to be called list-like
- 2 = details that are clear and specific but are list-like, or uneven, or not developed
- 3 = well-developed details that enhance the clarity of the response

SENTENCE FORMATION: Are sentences correctly formed?

- 1 = many run-ons, "on-and-ons," fragments, and/or awkward constructions--may cause confusion
- 2 = some run-ons, "on-and-ons," fragments, and/or awkward constructions--may cause confusion
- 3 = few errors and/or awkward constructions--no confusion

MECHANICS: To what extent does the student use the conventions of standard written English (e.g. spelling, usage, capitalization, punctuation)?

- 1 = many errors
- 2 = some errors
- 3 = few errors

I would like to live in Connecticut
 cause there are lots of jobs. I
 see a job at a icecream shop
 on Main Street. Melaleuca in
 Connecticut. my family lives there.
 I would never leave my family.
 Connecticut is the best place to live
 to me and my family.

Analytic Score Points

Focus: 3

Organization: 1

Support/Elaboration: 1

Sentence Formation: 3

Mechanics: 2

I would like to live in
 Connecticut. I like it
 everywhere. But there are
 openings. I want to
 live on the island because
 I like to be left alone. I'll
 bring people along. I'll
 one of them. You don't have
 to pay a lot of or no pay
 things. And that's why I
 want to live there.

Analytic Score Points

Focus: 3

Organization: 2

Support/Elaboration: 1

Sentence Formation: 1

Mechanics: 1

I would like to live in S.C. because in the winter it is not that cold and in the summer it is very hot. I would like to live in S.C. because it is out in the country with lots of trees. But one part of living in S.C. is that I would have to make new best friends. S.C. is nice because it is so quiet.

Analytic Score Points

Focus: 3

Organization: 1

Support/Elaboration: 1

Sentence Formation: 3

Mechanics: 1

by Lauri Hecht

Beverly Hills

If I could live any place in the world I would live in Beverly Hills. So I could sit in the sun all day, swim all day, see beautiful horses, cars, trees. Sometimes I would probably sleep all day because it is very quiet there. Meet movie stars, and ride around in a limousine.

Analytic Score Points

Focus: 3

Organization: 1

Support/Elaboration: 1

Sentence Formation: 2

Mechanics: 2

The End

Watchdog

Watchdog is a place were is found on the moon. People think there is ^{no} place like Watchdog. But there is! It is inside the moon were nobody can find. I would like to go there to live. The aliens there are very friendly. That's how they talk. Now, like I was saying they are very nice people. But when it comes to save their city they use jet-backs with laser guns to stop the bad. Zap Zap! The aliens look like giant trees with arms and feet. Also they have a food called why I want to live there.

The End

by

Analytic Score Points

Focus: 3

Organization: 2

Support/Elaboration: 2

Sentence Formation: 3

Mechanics: 1

APPENDIX F

Sample Grade Six Mastery Test Score Reports

- o Class Diagnostic Report
 - Mathematics
- o School by Class Report
 - Mathematics
- o District by School Report
 - Mathematics
- o Class Diagnostic Report
 - Language Arts
- o School by Class Report
 - Language Arts
- o District by School Report
 - Language Arts
- o Parent/Student Diagnostic Report

GRADE 6 FORM A

PAGE

TESTING DATE:
NUMBER OF STUDENTS TESTED:

NUMBER OF STUDENTS NEEDING
FURTHER DIAGNOSIS
IN MATHEMATICS:

MATHEMATICS OBJECTIVES TESTED	MASTERY CRITERIA # OF ITEMS CORRECT																NUMBER/PERCENT OF STUDENTS MASTERING EACH OBJECTIVE		
																	CLASS	SCHOOL	DISTRICT
																	# / %	# / %	# / %
CONCEPTUAL UNDERSTANDINGS																			
1. ORDER WHOLE NUMBERS	3 OF 4																		
2. IDENTIFY PLACE VALUE & USE EXPANDED NOTATION	3 OF 4																		
3. RENAME WHOLE NUMBERS BY REGROUPING	3 OF 4																		
4. ROUND WHOLE NUMBERS	3 OF 4																		
5. MULTIPLY/DIVIDE NUMBERS BY 10 AND 100	3 OF 4																		
6. IDENTIFY EQUIV. FRACTIONS USING PICTURES	3 OF 4																		
7. IDENTIFY EQUIV. FRACTIONS/MIXED NUMBERS	3 OF 4																		
8. IDENTIFY DECIMALS FROM PICTURES	3 OF 4																		
9. EXTEND PATTERNS WITH NUMBERS OR ATTRIBUTES	3 OF 4																		
10. IDENTIFY PROCEDURE FOR MAKING ESTIMATES	3 OF 4																		
COMPUTATIONAL SKILLS																			
11. ADD/SUBT. WHOLE NUMBERS AND MONEY AMOUNTS	3 OF 4																		
12. MULTIPLICATION AND DIVISION FACTS	3 OF 4																		
13. MULTIPLY WHOLE NUMBERS AND MONEY AMOUNTS	3 OF 4																		
14. DIVIDE WHOLE NUMBERS BY 1-DIGIT NUMBERS	3 OF 4																		
15. ADD/SUBT. FRACTIONS - LIKE DENOMINATORS	3 OF 4																		
16. ADD FRACTIONS - LIKE DENOMS., W/REGROUPING	3 OF 4																		
17. ADD/SUBT. FRACTIONS - UNLIKE DENOMINATORS	3 OF 4																		
18. FIND FRACTIONAL PARTS OF WHOLE NUMBERS	3 OF 4																		
19. ESTIMATE SUMS/DIFFS OF WHOLE #'S AND MONEY	3 OF 4																		
20. ESTIMATE PROD/QUOT OF WHOLE #'S AND MONEY	3 OF 4																		

SEE MATHEMATICS PART 2 FOR OBJECTIVES 21-36 AND SUMMARY TOTALS.

*INDICATES A SCORE BELOW THE REMEDIAL STANDARD.
THIS STUDENT MUST RECEIVE FURTHER DIAGNOSIS.

COPYRIGHT © 1986 BY CONNECTICUT STATE BOARD OF EDUCATION
ALL RIGHTS RESERVED
PRINTED IN THE UNITED STATES OF AMERICA

GRADE 6 FORM A

TESTING DATE:
NUMBER OF STUDENTS TESTED:

NUMBER OF STUDENTS NEEDING
FURTHER DIAGNOSIS
IN MATHEMATICS:

MATHEMATICS OBJECTIVES TESTED	MASTERY CRITERIA # OF ITEMS CORRECT	NUMBER/PERCENT OF STUDENTS MASTERING EACH OBJECTIVE		
		CLASS	SCHOOL	DISTRICT
		# / %	# / %	# / %
PROBLEM SOLVING/APPLICATIONS -				
21. INTERPRET GRAPHS, TABLES AND CHARTS	3 OF 4			
22. IDENTIFY GRAPH BEST FITTING GIVEN DATA	3 OF 4			
23. IDENTIFY NUMBER SENTENCES FROM PROBLEMS	3 OF 4			
24. SOLVE 1-STEP PROBS W/WHOLE NUMBERS & MONEY	3 OF 4			
25. SOLVE PROBLEMS - MAKING CHANGE	3 OF 4			
26. SOLVE 1-STEP PROBLEMS WITH FRACTIONS	3 OF 4			
27. SOLVE 2-STEP PROBS W/WHOLE NUMBERS & MONEY	3 OF 4			
28. ESTIMATE A REASONABLE ANSWER	3 OF 4			
29. IDENTIFY/SOLVE PROBLEMS W/EXTRANEIOUS INFO.	3 OF 4			
30. IDENTIFY NEEDED INFORMATION IN PROBLEMS	3 OF 4			
31. SOLVE PROCESS PROBLEMS - ORGANIZING DATA	3 OF 4			
MEASUREMENT/GEOMETRY				
32. IDENTIFY GEOMETRIC FIGURES	3 OF 4			
33. MEASURE/DETERMINE PERIMETERS AND AREAS	3 OF 4			
34. ESTIMATE LENGTHS AND AREAS	3 OF 4			
35. SELECT APPROPRIATE METRIC/CUSTOMARY UNIT	3 OF 4			
36. DETERMINE ELAPSED TIME	3 OF 4			
TOTAL NUMBER OF OBJECTIVES MASTERED		AVERAGE # OF OBJECTIVES MASTERED		
		NUMBER OF ITEMS CORRECT		
MATHEMATICS REMEDIAL STANDARD	79 OF 144 ITEMS CORR	NUMBER/PERCENT OF STUDENTS BELOW REMEDIAL STANDARD		

*INDICATES A SCORE BELOW THE REMEDIAL STANDARD.
THIS STUDENT MUST RECEIVE FURTHER DIAGNOSIS.

COPYRIGHT © 1986 BY CONNECTICUT STATE BOARD OF EDUCATION
ALL RIGHTS RESERVED.
PRINTED IN THE UNITED STATES OF AMERICA.

GRADE 6 FORM A

PAGE

TESTING DATE:

SCORES INDICATE NUMBER/PERCENT OF
STUDENTS MASTERING EACH OBJECTIVE

										SCHOOL	DISTRICT
NUMBER OF STUDENTS TESTED											
MATHEMATICS OBJECTIVES TESTED	MASTERY CRITERIA	# / %	# / %	# / %	# / %	# / %	# / %	# / %	# / %	# / %	# / %
CONCEPTUAL UNDERSTANDINGS											
1. ORDER WHOLE NUMBERS	3 OF 4										
2. IDENTIFY PLACE VALUE & USE EXPANDED NOTATION	3 OF 4										
3. RENAME WHOLE NUMBERS BY REGROUPING	3 OF 4										
4. ROUND WHOLE NUMBERS	3 OF 4										
5. MULTIPLY/DIVIDE NUMBERS BY 10 AND 100	3 OF 4										
6. IDENTIFY EQUIV. FRACTIONS USING PICTURES	3 OF 4										
7. IDENTIFY EQUIV. FRACTIONS/MIXED NUMBERS	3 OF 4										
8. IDENTIFY DECIMALS FROM PICTURES	3 OF 4										
9. EXTEND PATTERNS WITH NUMBERS OR ATTRIBUTES	3 OF 4										
10. IDENTIFY PROCEDURE FOR MAKING ESTIMATES	3 OF 4										
COMPUTATIONAL SKILLS											
11. ADD/SUBT. WHOLE NUMBERS AND MONEY AMOUNTS	3 OF 4										
12. MULTIPLICATION AND DIVISION FACTS	3 OF 4										
13. MULTIPLY WHOLE NUMBERS AND MONEY AMOUNTS	3 OF 4										
14. DIVIDE WHOLE NUMBERS BY 1-DIGIT NUMBERS	3 OF 4										
15. ADD/SUBT. FRACTIONS - LIKE DENOMINATORS	3 OF 4										
16. ADD FRACTIONS - LIKE DENOMS., W/REGROUPING	3 OF 4										
17. ADD/SUBT. FRACTIONS - UNLIKE DENOMINATORS	3 OF 4										
18. FIND FRACTIONAL PARTS OF WHOLE NUMBERS	3 OF 4										
19. ESTIMATE SUMS/DIFFS OF WHOLE #'S AND MONEY	3 OF 4										
20. ESTIMATE PROD/QUOT OF WHOLE #'S AND MONEY	3 OF 4										

SEE MATHEMATICS PART 2 FOR OBJECTIVES 21-36 AND SUMMARY TOTALS.

*REMEDIAL STANDARD IS 79 OF 144 ITEMS CORRECT

COPYRIGHT © 1986 BY CONNECTICUT STATE BOARD OF EDUCATION. ALL RIGHTS RESERVED. PRINTED IN THE U.S.A.

GRADE 6 FORM A

PAGE

TESTING DATE:

SCORES INDICATE NUMBER/PERCENT OF STUDENTS MASTERING EACH OBJECTIVE

										SCHOOL	DISTRICT
NUMBER OF STUDENTS TESTED											
MATHEMATICS OBJECTIVES TESTED	MASTERY CRITERIA	# / %	# / %	# / %	# / %	# / %	# / %	# / %	# / %	# / %	# / %
PROBLEM SOLVING/APPLICATIONS											
21. INTERPRET GRAPHS, TABLES AND CHARTS	3 OF 4										
22. IDENTIFY GRAPH BEST FITTING GIVEN DATA	3 OF 4										
23. IDENTIFY NUMBER SENTENCES FROM PROBLEMS	3 OF 4										
24. SOLVE 1-STEP PROBS W/WHOLE NUMBERS & MONEY	3 OF 4										
25. SOLVE PROBLEMS - MAKING CHANGE	3 OF 4										
26. SOLVE 1-STEP PROBLEMS WITH FRACTIONS	3 OF 4										
27. SOLVE 2-STEP PROBS W/WHOLE NUMBERS & MONEY	3 OF 4										
28. ESTIMATE A REASONABLE ANSWER	3 OF 4										
29. IDENTIFY/SOLVE PROBLEMS W/EXTRANEIOUS INFO.	3 OF 4										
30. IDENTIFY NEEDED INFORMATION IN PROBLEMS	3 OF 4										
31. SOLVE PROCESS PROBLEMS - ORGANIZING DATA	3 OF 4										
MEASUREMENT/GEOMETRY											
32. IDENTIFY GEOMETRIC FIGURES	3 OF 4										
33. MEASURE/DETERMINE PERIMETERS AND AREAS	3 OF 4										
34. ESTIMATE LENGTHS AND AREAS	3 OF 4										
35. SELECT APPROPRIATE METRIC/CUSTOMARY UNIT	3 OF 4										
36. DETERMINE ELAPSED TIME	3 OF 4										
AVERAGE NUMBER OF OBJECTIVES MASTERED											
NUMBER/PERCENT OF STUDENTS BELOW THE REMEDIAL STANDARD*											

*REMEDIAL STANDARD IS 79 OF 144 ITEMS CORRECT

COPYRIGHT © 1986 BY CONNECTICUT STATE BOARD OF EDUCATION ALL RIGHTS RESERVED. PRINTED IN THE U.S.A.

0301A3

GRADE 6 FORM A

PAGE

TESTING DATE:

SCORES INDICATE NUMBER/PERCENT OF
STUDENTS MASTERING EACH OBJECTIVE

											DISTRICT	
NUMBER OF STUDENTS TESTED												
MATHEMATICS OBJECTIVES TESTED	MASTERY CRITERIA	# / %	# / %	# / %	# / %	# / %	# / %	# / %	# / %	# / %	# / %	
CONCEPTUAL UNDERSTANDINGS												
1. ORDER WHOLE NUMBERS	3 OF 4											
2. IDENTIFY PLACE VALUE & USE EXPANDED NOTATION	3 OF 4											
3. RENAME WHOLE NUMBERS BY REGROUPING	3 OF 4											
4. ROUND WHOLE NUMBERS	3 OF 4											
5. MULTIPLY/DIVIDE NUMBERS BY 10 AND 100	3 OF 4											
6. IDENTIFY EQUIV. FRACTIONS USING PICTURES	3 OF 4											
7. IDENTIFY EQUIV. FRACTIONS/MIXED NUMBERS	3 OF 4											
8. IDENTIFY DECIMALS FROM PICTURES	3 OF 4											
9. EXTEND PATTERNS WITH NUMBERS OR ATTRIBUTES	3 OF 4											
10. IDENTIFY PROCEDURE FOR MAKING ESTIMATES	3 OF 4											
COMPUTATIONAL SKILLS												
11. ADD/SUBT. WHOLE NUMBERS AND MONEY AMOUNTS	3 OF 4											
12. MULTIPLICATION AND DIVISION FACTS	3 OF 4											
13. MULTIPLY WHOLE NUMBERS AND MONEY AMOUNTS	3 OF 4											
14. DIVIDE WHOLE NUMBERS BY 1-DIGIT NUMBERS	3 OF 4											
15. ADD/SUBT. FRACTIONS - LIKE DENOMINATORS	3 OF 4											
16. ADD FRACTIONS - LIKE DENOMS., W/REGROUPING	3 OF 4											
17. ADD/SUBT. FRACTIONS - UNLIKE DENOMINATORS	3 OF 4											
18. FIND FRACTIONAL PARTS OF WHOLE NUMBERS	3 OF 4											
19. ESTIMATE SUMS/DIFFS OF WHOLE #'S AND MONEY	3 OF 4											
20. ESTIMATE PROD/QUOT OF WHOLE #'S AND MONEY	3 OF 4											

SEE MATHEMATICS PART 2 FOR OBJECTIVES 21-36 AND SUMMARY TOTALS.

*REMEDIAL STANDARD IS 79 OF 144 ITEMS CORRECT

COPYRIGHT © 1986 BY CONNECTICUT STATE BOARD OF EDUCATION. ALL RIGHTS RESERVED. PRINTED IN THE U.S.A.

0302A3

CONNECTICUT MASTERY TESTING PROGRAM

DISTRICT BY SCHOOL REPORT

MATHEMATICS PART 2 OF 2

GRADE 6 FORM A

PAGE

TESTING DATE:

SCORES INDICATE NUMBER/PERCENT OF
STUDENTS MASTERING EACH OBJECTIVE

NUMBER OF STUDENTS TESTED											DISTRICT	
MATHEMATICS OBJECTIVES TESTED	MASTERY CRITERIA	# / %	# / %	# / %	# / %	# / %	# / %	# / %	# / %	# / %	# / %	
PROBLEM SOLVING/APPLICATIONS												
21. INTERPRET GRAPHS, TABLES AND CHARTS	3 OF 4											
22. IDENTIFY GRAPH BEST FITTING GIVEN DATA	3 OF 4											
23. IDENTIFY NUMBER SENTENCES FROM PROBLEMS	3 OF 4											
24. SOLVE 1-STEP PROBS W/WHOLE NUMBERS & MONEY	3 OF 4											
25. SOLVE PROBLEMS - MAKING CHANGE	3 OF 4											
26. SOLVE 1-STEP PROBLEMS WITH FRACTIONS	3 OF 4											
27. SOLVE 2-STEP PROBS W/WHOLE NUMBERS & MONEY	3 OF 4											
28. ESTIMATE A REASONABLE ANSWER	3 OF 4											
29. IDENTIFY/SOLVE PROBLEMS W/EXTRANEIOUS INFO.	3 OF 4											
30. IDENTIFY NEEDED INFORMATION IN PROBLEMS	3 OF 4											
31. SOLVE PROCESS PROBLEMS - ORGANIZING DATA	3 OF 4											
MEASUREMENT/GEOMETRY												
32. IDENTIFY GEOMETRIC FIGURES	3 OF 4											
33. MEASURE/DETERMINE PERIMETERS AND AREAS	3 OF 4											
34. ESTIMATE LENGTHS AND AREAS	3 OF 4											
35. SELECT APPROPRIATE METRIC/CUSTOMARY UNIT	3 OF 4											
36. DETERMINE ELAPSED TIME	3 OF 4											
AVERAGE NUMBER OF OBJECTIVES MASTERED												
NUMBER/PERCENT OF STUDENTS BELOW THE REMEDIAL STANDARD*												
*REMEDIAL STANDARD IS 79 OF 144 ITEMS CORRECT												

COPYRIGHT © 1986 BY CONNECTICUT STATE BOARD OF EDUCATION. ALL RIGHTS RESERVED. PRINTED IN THE U.S.A.

0305A3

PAGE

NUMBER OF STUDENTS NEEDING
FURTHER DIAGNOSIS
IN WRITING:
IN READING:

NUMBER/PERCENT
OF STUDENTS
MASTERING EACH OBJECTIVE

	MASTERY CRITERIA	# OF ITEMS CORRECT
1.	Identify the main idea of a paragraph.	10
2.	Identify the supporting details of a paragraph.	10
3.	Identify the topic sentence of a paragraph.	10
4.	Identify the conclusion of a paragraph.	10
5.	Identify the cause and effect of a paragraph.	10
6.	Identify the comparison and contrast of a paragraph.	10
7.	Identify the sequence of events in a paragraph.	10
8.	Identify the problem and solution of a paragraph.	10
9.	Identify the author's purpose in writing a paragraph.	10
10.	Identify the audience of a paragraph.	10
11.	Identify the tone of a paragraph.	10
12.	Identify the style of a paragraph.	10
13.	Identify the point of view of a paragraph.	10
14.	Identify the setting of a paragraph.	10
15.	Identify the time period of a paragraph.	10
16.	Identify the historical context of a paragraph.	10
17.	Identify the social context of a paragraph.	10
18.	Identify the cultural context of a paragraph.	10
19.	Identify the political context of a paragraph.	10
20.	Identify the economic context of a paragraph.	10
21.	Identify the religious context of a paragraph.	10
22.	Identify the philosophical context of a paragraph.	10
23.	Identify the scientific context of a paragraph.	10
24.	Identify the literary context of a paragraph.	10
25.	Identify the artistic context of a paragraph.	10
26.	Identify the musical context of a paragraph.	10
27.	Identify the theatrical context of a paragraph.	10
28.	Identify the cinematic context of a paragraph.	10
29.	Identify the television context of a paragraph.	10
30.	Identify the internet context of a paragraph.	10
31.	Identify the mobile device context of a paragraph.	10
32.	Identify the social media context of a paragraph.	10
33.	Identify the gaming context of a paragraph.	10
34.	Identify the sports context of a paragraph.	10
35.	Identify the entertainment context of a paragraph.	10
36.	Identify the fashion context of a paragraph.	10
37.	Identify the food context of a paragraph.	10
38.	Identify the travel context of a paragraph.	10
39.	Identify the health context of a paragraph.	10
40.	Identify the education context of a paragraph.	10
41.	Identify the business context of a paragraph.	10
42.	Identify the law context of a paragraph.	10
43.	Identify the medicine context of a paragraph.	10
44.	Identify the psychology context of a paragraph.	10
45.	Identify the sociology context of a paragraph.	10
46.	Identify the anthropology context of a paragraph.	10
47.	Identify the history context of a paragraph.	10
48.	Identify the geography context of a paragraph.	10
49.	Identify the environmental context of a paragraph.	10
50.	Identify the science fiction context of a paragraph.	10
51.	Identify the fantasy context of a paragraph.	10
52.	Identify the horror context of a paragraph.	10
53.	Identify the mystery context of a paragraph.	10
54.	Identify the thriller context of a paragraph.	10
55.	Identify the action context of a paragraph.	10
56.	Identify the adventure context of a paragraph.	10
57.	Identify the romance context of a paragraph.	10
58.	Identify the drama context of a paragraph.	10
59.	Identify the comedy context of a paragraph.	10
60.	Identify the tragedy context of a paragraph.	10
61.	Identify the epic context of a paragraph.	10
62.	Identify the legend context of a paragraph.	10
63.	Identify the myth context of a paragraph.	10
64.	Identify the folklore context of a paragraph.	10
65.	Identify the superstition context of a paragraph.	10
66.	Identify the religion context of a paragraph.	10
67.	Identify the philosophy context of a paragraph.	10
68.	Identify the ethics context of a paragraph.	10
69.	Identify the politics context of a paragraph.	10
70.	Identify the economics context of a paragraph.	10
71.	Identify the sociology context of a paragraph.	10
72.	Identify the anthropology context of a paragraph.	10
73.	Identify the history context of a paragraph.	10
74.	Identify the geography context of a paragraph.	10
75.	Identify the environmental context of a paragraph.	10
76.	Identify the science fiction context of a paragraph.	10
77.	Identify the fantasy context of a paragraph.	10
78.	Identify the horror context of a paragraph.	10
79.	Identify the mystery context of a paragraph.	10
80.	Identify the thriller context of a paragraph.	10
81.	Identify the action context of a paragraph.	10
82.	Identify the adventure context of a paragraph.	10
83.	Identify the romance context of a paragraph.	10
84.	Identify the drama context of a paragraph.	10
85.	Identify the comedy context of a paragraph.	10
86.	Identify the tragedy context of a paragraph.	10
87.	Identify the epic context of a paragraph.	10
88.	Identify the legend context of a paragraph.	10
89.	Identify the myth context of a paragraph.	10
90.	Identify the folklore context of a paragraph.	10
91.	Identify the superstition context of a paragraph.	10
92.	Identify the religion context of a paragraph.	10
93.	Identify the philosophy context of a paragraph.	10
94.	Identify the ethics context of a paragraph.	10
95.	Identify the politics context of a paragraph.	10
96.	Identify the economics context of a paragraph.	10
97.	Identify the sociology context of a paragraph.	10
98.	Identify the anthropology context of a paragraph.	10
99.	Identify the history context of a paragraph.	10
100.	Identify the geography context of a paragraph.	10

CLASS	SCHOOL	DISTRICT
# / %	# / %	# / %

9 OF 12
7 OF 9
11 OF 15

3 OF 4
8 OF 11
3 OF 5

4 OF 6
10 OF 14

6 OF 8
10 OF 14
10 OF 14

AVERAGE # OF OBJECTIVES MASTERED	
1	2
3	4
5	6
7	8
9	10
11	12
13	14
15	16
17	18
19	20
21	22
23	24
25	26
27	28
29	30
31	32
33	34
35	36
37	38
39	40
41	42
43	44
45	46
47	48
49	50
51	52
53	54
55	56
57	58
59	60
61	62
63	64
65	66
67	68
69	70
71	72
73	74
75	76
77	78
79	80
81	82
83	84
85	86
87	88
89	90
91	92
93	94
95	96
97	98
99	100

REMEDIAL STANDARDS

NUMBER/PERCENT OF STUDENTS
BELOW REMEDIAL STANDARDS

4 OF 8

50 DRP
UNITS

COPYRIGHT © 1935 BY CONNECTICUT STATE BOARD OF EDUCATION
ALL RIGHTS RESERVED.
PRINTED IN THE UNITED STATES OF AMERICA

GRADE 6 FORM A

PAGE

TESTING DATE:

SCORES INDICATE NUMBER/PERCENT OF STUDENTS MASTERING EACH OBJECTIVE

NUMBER OF STUDENTS TESTED											SCHOOL	DISTRICT
LANGUAGE ARTS OBJECTIVES TESTED	MASTERY CRITERIA	# / %	# / %	# / %	# / %	# / %	# / %	# / %	# / %	# / %	# / %	# / %
WRITING MECHANICS												
1. CAPITALIZATION AND PUNCTUATION	9 OF 12											
2. SPELLING, (WORDS, HOMONYMS, AND ABBREVIATIONS)	7 OF 9											
3. AGREEMENT (VERB TENSE, SUBJECT/VERB, AND PRONOUN REFERENT)	11 OF 15											
4. TONE	3 OF 4											
STUDY SKILLS												
5. LOCATING INFORMATION	8 OF 11											
6. NOTETAKING AND OUTLINING	3 OF 5											
LISTENING COMPREHENSION												
7. LITERAL	4 OF 6											
8. INFERENTIAL & EVALUATIVE	10 OF 14											
READING COMPREHENSION												
9. LITERAL	6 OF 8											
10. INFERENTIAL	10 OF 14											
11. EVALUATIVE	10 OF 14											

HOLISTIC MEASURES OF WRITING AND READING

/ % OF STUDENTS AT STATED LEVEL

WRITING SAMPLE NUMBER/PERCENT PRODUCING MATERIAL THAT IS:	HOLISTIC SCORE	# / %	# / %	# / %	# / %	# / %	# / %	# / %	# / %	# / %	# / %	# / %
WELL WRITTEN WITH DEVELOPED SUPPORTIVE DETAIL	7 OR 8											
GENERALLY WELL ORGANIZED WITH SUPPORTIVE DETAIL	5 OR 6											
MINIMALLY PROFICIENT	4											
BELOW THE REMEDIAL STANDARD*	2 OR 3											

DEGREES OF READING POWER(DRP) & NUMBER/PERCENT OF STUDENTS:	DRP UNIT SCORE	# / %	# / %	# / %	# / %	# / %	# / %	# / %	# / %	# / %	# / %	# / %
AT OR ABOVE THE READING GOAL FOR BEGINNING SIXTH GRADERS	56+											
BELOW THE READING GOAL FOR BEGINNING SIXTH GRADERS BUT ABOVE THE REMEDIAL STANDARD	50 TO 55											
BELOW THE REMEDIAL STANDARD**	BELOW 50											

AVERAGE SCORES

AVERAGE NUMBER OF OBJECTIVES MASTERED IN LANGUAGE ARTS												
AVERAGE HOLISTIC WRITING SCORE												
AVERAGE DRP UNIT SCORE												

COPYRIGHT © 1985 BY CONNECTICUT STATE BOARD OF EDUCATION
ALL RIGHTS RESERVED.
PRINTED IN THE UNITED STATES OF AMERICA.

*REMEDIAL STANDARD IS 4 FOR WRITING.
**REMEDIAL STANDARD IS 50 DRP UNITS FOR READING

GRADE 6 FORM A

PAGE

TESTING DATE:

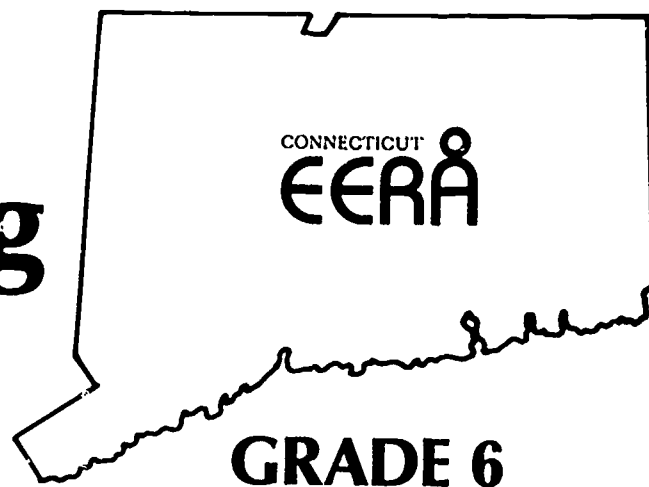
SCORES INDICATE NUMBER/PERCENT OF STUDENTS MASTERING EACH OBJECTIVE

											DISTRICT	
NUMBER OF STUDENTS TESTED												
LANGUAGE ARTS OBJECTIVES TESTED	MASTERY CRITERIA	# / %	# / %	# / %	# / %	# / %	# / %	# / %	# / %	# / %	# / %	
WRITING MECHANICS												
1. CAPITALIZATION AND PUNCTUATION	9 OF 12											
2. SPELLING, (WORDS, HOMONYMS, AND ABBREVIATIONS)	7 OF 9											
3. AGREEMENT (VERB TENSE, SUBJECT/VERB, AND PRONOUN REFERENT)	11 OF 15											
4. TONE	3 OF 4											
STUDY SKILLS												
5. LOCATING INFORMATION	8 OF 11											
6. NOTETAKING AND OUTLINING	3 OF 5											
LISTENING COMPREHENSION												
7. LITERAL	4 OF 6											
8. INFERENTIAL & EVALUATIVE	10 OF 14											
READING COMPREHENSION												
9. LITERAL	6 OF 8											
10. INFERENTIAL	10 OF 14											
11. EVALUATIVE	10 OF 14											

HOLISTIC MEASURES OF WRITING AND READING											# / % OF STUDENTS AT STATED LEVEL	
WRITING SAMPLE	HOLISTIC SCORE	# / %	# / %	# / %	# / %	# / %	# / %	# / %	# / %	# / %	# / %	
NUMBER/PERCENT PRODUCING MATERIAL THAT IS:												
WELL WRITTEN WITH DEVELOPED SUPPORTIVE DETAIL	7 OR 8											
GENERALLY WELL ORGANIZED WITH SUPPORTIVE DETAIL	5 OR 6											
MINIMALLY PROFICIENT	4											
BELOW THE REMEDIAL STANDARD*	2 OR 3											
DEGREES OF READING POWER(DRP) @ NUMBER/PERCENT OF STUDENTS	DRP UNIT SCORE	# / %	# / %	# / %	# / %	# / %	# / %	# / %	# / %	# / %	# / %	
AT OR ABOVE THE READING GOAL FOR BEGINNING SIXTH GRADERS	56+											
BELOW THE READING GOAL FOR BEGINNING SIXTH GRADERS BUT ABOVE THE REMEDIAL STANDARD	50 TO 55											
BELOW THE REMEDIAL STANDARD**	BELOW 50											

AVERAGE SCORES												
AVERAGE NUMBER OF OBJECTIVES MASTERED IN LANGUAGE ARTS												
AVERAGE HOLISTIC WRITING SCORE												
AVERAGE DRP UNIT SCORE												

Connecticut Mastery Testing Program



PARENT/STUDENT DIAGNOSTIC REPORT

Your child's scores on the Connecticut Mastery Test are reported inside.

For a description of the Connecticut Mastery Testing Program, see the back cover of this folder.

For general information about your local district's testing program, please contact your superintendent of schools.

For further information on the Connecticut Mastery Testing Program, contact: Connecticut State Department of Education, Office of Research and Evaluation, Box 2219, Hartford, Connecticut 06145, (203) 566-4001 or 4008

MATHEMATICS

STUDENT OBJECTIVES ANALYSIS, OR

GRADE: _____ SCHOOL _____
 FORM: _____ DISTRICT _____
 TEACHER: _____ TESTING DATE: _____

CONNECTICUT

MASTERY TESTING

PROGRAM



THE PSYCHOLOGICAL CORPORATION
 HARCOURT BRACE JOVANOVICH, PUBLISHERS



GRADE 6 REPORT PART 1

OBJECTIVES TESTED	MASTERY CRITERIA	STUDENT SCORE
	NUMBER OF ITEMS CORRECT	
CONCEPTUAL UNDERSTANDINGS		
1. Order whole numbers less than one hundred thousand	3 of 4	
2. Identify the value of a digit in whole numbers less than one hundred thousand and rewrite whole numbers using expanded notation	3 of 4	
3. Rename whole numbers by regrouping 1000's, 100's, 10's and 1's	3 of 4	
4. Round whole numbers less than one hundred thousand to the nearest 1000, 100 and 10	3 of 4	
5. Multiply and divide multiples of 10 and 100 by 10 and 100	3 of 4	
6. Identify equivalent fractions and mixed numbers using pictures	3 of 4	
7. Identify equivalent fractions and mixed numbers	3 of 4	
8. Identify decimals (.01 to 2.99) from pictorial representations	3 of 4	
9. Extend patterns involving numbers and attributes	3 of 4	
10. Identify an appropriate procedure for making estimates for whole number computations	3 of 4	
COMPUTATIONAL SKILLS		
11. Add and subtract 2-, 3- and 4-digit whole numbers and money amounts less than \$100.00	3 of 4	
12. Know multiplication and division facts	3 of 4	
13. Multiply 2- and 3-digit whole numbers and money amounts less than \$10.00 by 1-digit numbers	3 of 4	
14. Divide 2- and 3-digit whole numbers by 1-digit numbers	3 of 4	
15. Add and subtract fractions and mixed numbers with like denominators (without regrouping mixed numbers)	3 of 4	
16. Add fractions and mixed numbers with like denominators involving regrouping improper fractions to whole numbers or mixed numbers	3 of 4	
17. Add and subtract fractions and mixed numbers with unlike denominators (one denominator a factor of the other)	3 of 4	
18. Find fractions; parts of whole numbers	3 of 4	

OBJECTIVES TESTED	MASTERY CRITERIA	STUDENT SCORE
	NUMBER OF ITEMS CORRECT	
19. Estimate sums and differences of whole numbers and money amounts	3 of 4	
20. Estimate products and quotients of whole numbers and money amounts (1-digit factor and 1-digit whole number divisor)	3 of 4	
PROBLEM SOLVING/APPLICATIONS		
21. Interpret graphs, tables, and charts	3 of 4	
22. Identify the graph that best illustrates given data	3 of 4	
23. Identify number sentences from problems	3 of 4	
24. Solve 1-step problems involving whole numbers and money amounts	3 of 4	
25. Solve problems involving making change	3 of 4	
26. Solve 1-step problems involving fractions	3 of 4	
27. Solve 2-step problems involving whole numbers and money amounts	3 of 4	
28. Estimate a reasonable answer to a given problem	3 of 4	
29. Identify extraneous information in problems and solve problems with extraneous information	3 of 4	
30. Identify needed information in problem situations	3 of 4	
31. Solve process problems involving the organization of data	3 of 4	
MEASUREMENT/GEOMETRY		
32. Identify geometric figures	3 of 4	
33. Measure/determine perimeters and areas	3 of 4	
34. Estimate lengths and areas	3 of 4	
35. Select appropriate metric or customary units and measures	3 of 4	
36. Determine elapsed time	3 of 4	

TOTAL NUMBER OF OBJECTIVES MASTERED (out of 36)

NUMBER OF ITEMS CORRECT (out of 144)

(Remedial Standard is 79 of 144 items correct)

LANGUAGE ARTS**STUDENT OBJECTIVES ANALYSIS FOR**

GRADE:

SCHOOL:

FORM:

DISTRICT:

TEACHER:

TESTING DATE:

CONNECTICUT

MASTERY TESTING

PROGRAM

THE PSYCHOLOGICAL CORPORATION
HARCOURT BRACE JOVANOVICH, PUBLISHERS

GRADE 6 REPORT

PART 2

OBJECTIVES TESTED	MASTERY CRITERIA	STUDENT SCORE
	NUMBER OF ITEMS CORRECT	
WRITING MECHANICS 1. Capitalization & Punctuation 2. Spelling (words, homonyms, and abbreviations) 3. Agreement (verb tense, subject-object-verb, and pronoun referents) 4. Tone	9 of 12 7 of 9 11 of 15 3 of 4	
STUDY SKILLS 5. Locating Information (schedules, maps, indexes, glossaries, dictionaries) 6. Notetaking and Outlining	8 of 11 3 of 5	
LISTENING COMPREHENSION 7. Literal (understands the meanings of ideas clearly stated by a speaker) 8. Inferential & Evaluative (understands the meaning of ideas not clearly stated, but implied, by a speaker and is able to make critical judgments about them)	4 of 6 10 of 14	
READING COMPREHENSION 9. Literal (understands the meanings of ideas clearly stated within a passage) 10. Inferential (understands the meanings of ideas not stated, but implied, within a passage) 11. Evaluative (able to make critical judgments about statements and inferences within a passage)	6 of 8 10 of 14 10 of 14	

TOTAL NUMBER OF OBJECTIVES MASTERED (out of 11)

WRITING SAMPLE	STUDENT SCORE
Holistic Writing Score	
Remedial Standard is 4 of 8	
<div></div>	

DEGREES OF READING POWERS (DRP)TM	STUDENT SCORE
DRP Units	
Remedial Standard is 50 DRP Units Reading Goal is 56 DRP Units	
<div></div>	

Degrees of Reading Power and DRP are trade marks owned by the College Entrance Examination Board

Copyright © 1987 by Connecticut State Board of Education. All rights reserved. Printed in the United States of America.

PARENT/STUDENT DIAGNOSTIC REPORT

Dear Parent:

Inside you will find the results of the Connecticut Mastery Test administered to your child earlier this fall. The test results help to show you and the school district's professional staff how well your child is performing on those skills identified by the State of Connecticut as important for students entering sixth grade to have mastered.

These tests are designed to determine the specific skill levels of students. The test results will be used to:

- provide your school with information for use in assessing the progress of individual students over time;
- provide your school with information based on which improvements in the general instructional program can be made; and
- provide information on appropriate basic skills remedial assistance for students so indicated.

Mastery testing will occur each fall in grades four, six, and eight.

If you have any questions about these test results please ask your child's teacher(s). The teacher(s) will share with you other observations and recommendations based on experience in working with your son or daughter during the last several months.

Description of the Test

Mathematics: The mathematics test assesses thirty-six (36) specific objectives in four general areas of: (1) Conceptual Understandings; (2) Computational Skills; (3) Problem Solving/Applications; and (4) Measurement/Geometry. Test items evaluate a student's ability to: order, rename and round whole numbers; identify numerical equivalents; extend patterns; compute with whole numbers, decimals and fractions; estimate with whole numbers and money amounts; interpret tables, charts and graphs; solve problems involving whole numbers, money amounts and fractions; identify extraneous and needed information in problems; measure and estimate lengths and areas; and select appropriate measurement units.

Language Arts: The language arts test covers two general areas: Reading/Listening Comprehension, and Writing/Study Skills. There are eleven (11) objectives and two holistic measures of reading and writing.

The content of Reading/Listening Comprehension consists of narrative, expository, and persuasive passages on a variety of topics measuring a student's reading and listening ability in: (1) Literal Comprehension; (2) Inferential or Interpretive Comprehension; and (3) Evaluative or Critical Comprehension. Audio tapes are used to assess a student's listening comprehension ability. Also used is the "Degrees of Reading Power" (DRP) Test which includes eleven (11) passages and seventy-seven (77) test items. It is designed to measure a student's ability to understand nonfiction English prose on a graduated scale of reading difficulty.

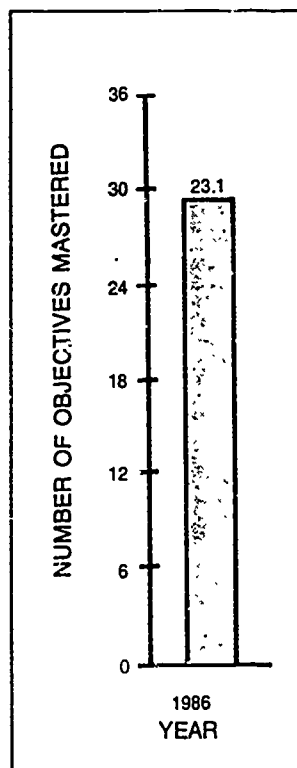
The content of Writing/Study Skills consists of three components. First, writing skills are directly assessed. A student is asked to write on a designated topic. The writing is judged on the student's demonstrated ability to convey information in a coherent and organized fashion. Second, the test assesses the mechanics of good writing, which are defined as: (1) Capitalization and Punctuation; (2) Spelling (words, homonyms, and abbreviations); and (3) Agreement; and (4) Tone. Finally the test assesses Study Skills, defined as Locating Information (schedules, maps, index/glossary references, and dictionary usage) and Outlining and Notetaking. This part of the test measures a student's ability to find and use information from listed sources, and to make notes from audio tapes.

APPENDIX G

Number of Objectives Mastered

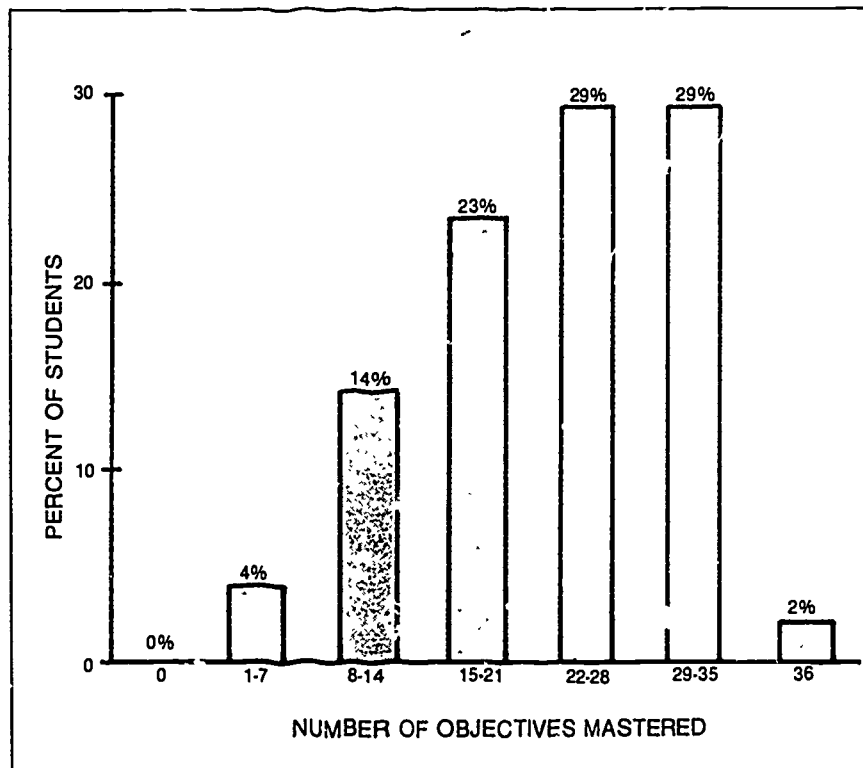
- o Mathematics
- o Language Arts

**MATHEMATICS:
AVERAGE NUMBER OF
OBJECTIVES MASTERED**



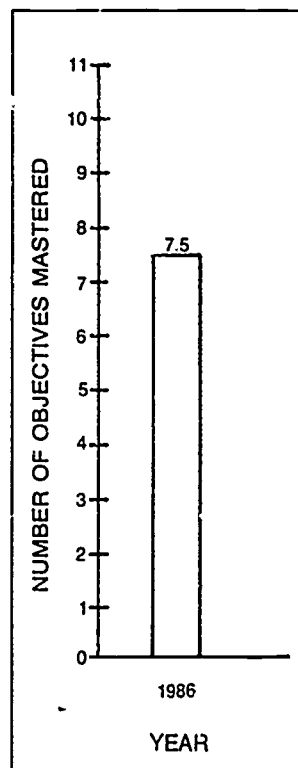
This bar chart illustrates the average number of mathematics objectives mastered, statewide.

**MATHEMATICS:
PERCENT OF STUDENTS ACHIEVING MASTERY BY
NUMBER OF OBJECTIVES MASTERED**



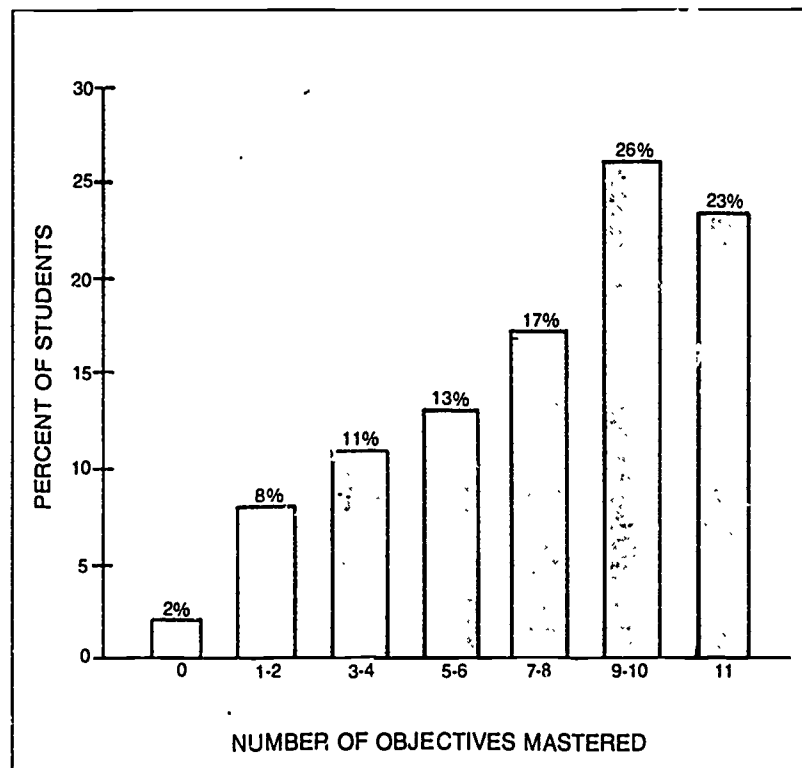
This bar chart illustrates the distribution of students, statewide, who mastered mathematics objectives within each of the seven score categories.

LANGUAGE ARTS:
AVERAGE NUMBER OF
OBJECTIVES MASTERED



This bar chart illustrates the average number of *language arts objectives* mastered, statewide.

LANGUAGE ARTS:
PERCENT OF STUDENTS ACHIEVING MASTERY BY
NUMBER OF OBJECTIVES MASTERED



This bar chart illustrates the distribution of students, statewide, who mastered objectives within each of the seven score groupings.

Appendix H
State by District Report - October 1986
Grade Six Mathematics Test Results

CONNECTICUT MASTERY TESTING PROGRAM

STATE BY DISTRICT REPORT

GRADE 6

MATHEMATICS 1 OF 2

OBJECTIVES TESTED

CONCEPTUAL UNDERSTANDINGS

COMPUTATIONAL SKILLS

TOTAL MATHEMATICS

PAGE 1

DATE TESTED: 10-86

Mastery Criteria for each objective is

3 of the 4 items correct

Remedial Standard is 79

of the 144 items correct

1. Identify numbers by regrouping

2. Identify numbers by expanded notation

3. Round whole numbers to nearest 100,000

4. Rename whole numbers by expanded notation

5. Place value & use expanded notation

6. Order whole numbers less than 100,000

7. Identify equivalent fractions using pictures

8. Extend patterns

9. Identify equivalent fractions using pictures

10. Add/subtract fractions from pictures

11. Procedure for making estimates

12. Multiply whole numbers and money amounts

13. Divide whole numbers and money amounts

14. Add/subtract whole numbers and money amounts

15. Add/subtract fractions by 1-digit numbers

16. Find fractional parts of whole numbers

17. Estimate sum/difference of whole numbers

18. Estimate product of whole numbers

19. Estimate quotient of whole numbers

20. Average Number of Objectives Mastered

21. Percent of Students Needing Further Diagnosis

DISTRICT

OF STUDENTS TESTED

TOC

SCORES INDICATE THE PERCENT OF STUDENTS MASTERING EACH OBJECTIVE

ANDOVER	25	4	100	92	12	52	64	76	48	40	100	92	80	92	96	84	68	48	44	24	72	36	23.2	8
ANSONIA	157	5	94	86	13	42	61	66	41	44	96	81	89	96	96	87	83	65	40	34	49	66	22.9	12
ASHFORD	37	6	92	84	19	51	68	59	43	57	89	81	86	95	86	73	76	54	27	16	59	70	22.4	27
AVON	131	4	95	98	22	58	85	73	66	68	98	91	86	100	99	93	89	89	63	34	67	75	27.6	2
BARKHAMSTED	33	6	97	94	18	73	73	85	76	88	100	94	97	100	94	94	88	82	58	36	79	64	28.6	0
BERLIN	171	4	98	96	18	70	75	59	64	71	97	89	92	96	93	85	83	60	36	22	64	67	25.5	9
BETHANY	67	4	91	97	15	76	72	76	61	70	97	96	94	99	96	85	87	58	46	28	66	70	26.5	7
BETHEL	221	4	94	91	19	67	73	65	52	55	92	83	89	95	92	85	81	62	42	29	55	62	24.0	19
BLOOMFIELD	188	2	88	93	23	50	53	49	41	43	87	74	86	93	90	71	79	33	21	27	46	49	20.7	27
BOLTON	51	4	94	66	18	39	55	53	45	55	96	82	80	98	90	78	78	37	24	22	49	59	22.4	20
BOZRAH	27	5	93	78	11	48	59	37	26	37	89	78	78	93	85	78	74	15	11	7	22	41	18.8	33
BRAHFORO	218	4	96	95	17	65	73	59	56	55	95	84	89	96	96	88	83	59	36	23	58	67	24.0	14
BRIDGEPORT	1,213	1	90	82	8	35	53	34	30	36	82	75	83	92	93	76	72	28	24	20	39	49	18.0	37
BRISTOL	476	3	95	82	15	49	64	55	43	49	89	79	83	95	93	81	73	40	28	25	46	54	21.9	21
BROOKFIELD	177	4	97	96	25	68	75	81	56	60	93	88	83	95	93	80	87	62	42	36	64	62	25.3	12
BROOKLYN	67	6	88	72	12	39	52	42	34	22	79	64	78	96	90	75	76	55	33	10	42	48	19.6	34
CANAAN	8	6	100	88	63	63	75	88	75	63	100	100	88	100	100	88	100	75	30	38	88	88	28.5	13
CANTERBURY	62	6	92	85	10	48	77	69	55	63	89	74	87	100	100	90	84	81	77	27	52	63	24.5	15
CANTON	88	4	100	97	32	70	77	74	67	65	97	90	91	91	93	88	92	73	48	42	68	66	26.5	11
CHAPLIN	29	6	100	90	10	72	76	69	31	55	86	83	86	97	93	72	52	10	10	14	52	62	22.1	24
CHESHIRE	294	2	96	95	24	66	68	71	57	53	95	89	90	98	94	87	88	65	48	33	66	68	25.7	10
CHESTER	37	6	97	92	14	81	49	68	70	70	97	97	95	100	100	97	89	89	38	24	73	76	26.2	2
CLINTON	165	5	95	91	13	50	55	55	43	42	89	75	84	93	93	80	80	36	21	21	47	53	21.5	23
COLCHESTER	117	5	96	94	21	56	75	65	50	53	94	85	90	96	97	86	83	43	18	15	57	64	25.4	17
COLEBROOK	8	6	100	100	13	88	88	38	13	75	100	88	100	100	100	88	63	25	0	30	50	50	24.6	0
COLUMBIA	50	5	98	82	18	50	86	70	54	64	92	82	68	88	88	80	70	62	56	26	40	58	23.3	20
CORNWALL	5	6	100	100	40	60	100	100	100	100	100	100	100	100	100	80	100	100	80	60	60	100	29.8	0
COVENTRY	97	4	97	94	25	45	74	58	51	60	95	88	88	95	92	79	84	51	31	46	61	61	24.7	12

© 1986 Connecticut State Board of Education All rights reserved. Printed in the United States of America

MATHEMATICS 2 OF 2

0313A3

STATE BY DISTRICT REPORT

CONNECTICUT MASTERY TESTING PROGRAM

GRADE 6

MATHEMATICS 1 OF 2

		OBJECTIVES TESTED																TOTAL MATHEMATICS	PAGE 2					
		CONCEPTUAL UNDERSTANDINGS								COMPUTATIONAL SKILLS														
DATE TESTED: 10-86		Id place value & use expanded notation round whole numbers less than 100,000 round whole numbers by regrouping multiply whole numbers by 10 & 100 Id equivalent fractions using pictures extend patterns Id equivalent fractions using pictures Id procedure for making estimates multiply whole numbers & mixed numbers add/sub whole numbers and money amounts divide whole numbers and money amounts add/sub whole numbers and money amounts add fractions - like denominators find fractional parts of whole amounts Id fractional parts of whole amounts Id sum/diff of whole #'s and money Average Number of Objectives Mastered Percent of Students Needing Further Diagnosis																						
Mastery Criteria for each objective is 3 of the 4 items correct. Remedial Standard is 79 of the 144 items correct																								
DISTRICT	# OF STUDENTS TESTED	TOC	SCORES INDICATE THE PERCENT OF STUDENTS MASTERING EACH OBJECTIVE																					
CROMWELL	90	4	98	97	18	66	74	67	44	48	92	89	86	97	92	76	74	53	40	48	58	57	23.8	16
DANBURY	491	3	92	87	20	59	70	59	54	59	91	85	88	94	91	83	81	55	45	27	57	60	23.7	19
OARIE	183	2	99	96	27	77	80	84	64	62	100	95	93	100	99	95	89	91	56	43	80	80	28.7	1
DEEP RIVER	45	6	98	93	22	76	76	58	51	67	96	91	87	100	93	87	84	71	44	53	64	67	25.9	9
DERBY	73	5	88	78	12	27	47	34	38	38	88	75	89	92	92	73	81	36	12	15	49	47	20.1	30
EASTFORD	11	6	82	91	9	55	27	64	18	55	91	82	73	91	91	27	64	18	9	18	36	18	18.2	18
EAST GRANBY	43	4	100	95	12	84	65	72	70	65	100	93	98	95	91	88	93	47	51	49	63	60	25.8	7
EAST HADDAM	79	5	94	90	14	52	71	66	63	73	89	90	90	99	96	86	70	70	33	58	59	25.3	11	
EAST HAMPTON	97	5	95	95	16	52	74	70	63	59	99	87	88	97	94	81	89	72	70	33	55	64	25.7	11
EAST HARTFORD	348	2	93	81	14	36	61	44	40	37	90	81	88	92	90	80	76	43	30	19	51	54	20.7	25
EAST HAVEN	154	2	92	91	13	55	60	44	45	44	92	79	87	97	94	77	81	39	38	23	51	56	21.9	22
EAST LYME	177	4	96	93	12	69	78	58	57	52	94	80	95	97	96	81	70	45	39	32	56	60	24.8	12
EASTON	82	4	98	95	18	68	88	87	71	51	99	94	91	100	96	90	88	74	65	22	68	78	27.5	5
EAST MINOR	90	4	98	94	17	53	62	63	49	43	97	83	79	90	89	78	93	51	32	23	56	58	23.2	16
ELLINGTON	119	4	94	98	24	67	70	55	50	68	97	88	93	91	92	81	76	40	25	27	62	58	24.1	13
ENFIELD	395	3	96	94	12	61	65	58	48	50	93	77	92	96	94	83	75	51	43	36	53	60	23.6	13
ESSEX	40	6	98	93	15	75	70	83	78	70	95	93	93	98	100	90	93	70	60	35	75	88	28.3	5
FAIRFIELD	425	2	96	95	17	70	77	74	61	64	94	86	90	97	96	87	84	66	39	62	69	26.6	7	
FARMINGTON	156	4	99	97	23	64	88	85	69	71	99	90	93	99	98	97	91	81	79	38	77	78	28.4	2
FRANKLIN	19	5	100	95	16	79	84	63	74	63	89	89	95	95	84	89	84	89	37	42	58	42	25.5	11
GLASTONBURY	321	4	97	94	18	70	85	70	63	64	95	92	91	97	96	89	90	63	40	30	74	71	26.4	7
GRANBY	111	4	98	95	16	61	59	67	61	74	93	87	77	95	89	70	83	46	23	26	52	59	23.4	18
GREENWICH	419	2	96	96	24	70	78	71	63	67	93	91	91	98	95	88	87	64	50	42	68	73	26.5	9
GRISHOLD	110	4	95	88	10	59	61	55	38	56	87	73	81	96	93	77	75	45	31	19	40	51	21.1	21
GROTON	366	3	93	87	16	56	70	61	50	50	91	84	86	94	93	82	81	50	40	29	59	64	23.3	16
GUILFORD	236	4	95	92	19	68	72	67	55	69	90	82	86	96	90	80	81	53	27	31	59	62	24.5	11
HAMDEN	326	2	95	94	12	57	74	57	49	52	89	78	86	95	93	85	82	56	33	28	58	66	23.5	18
HAMPTON	16	5	94	100	31	69	69	69	56	69	100	88	94	100	100	81	81	50	31	31	63	75	26.8	6

© 1985 Connecticut State Board of Education All rights reserved. Printed in the United States of America.

STATE BY DISTRICT REPORT

GRADE 6

MATHEMATICS 2 OF 2

CONNECTICUT MASTERY TESTING PROGRAM

CONNECTICUT MASTERY TESTING PROGRAM

GRADE 6

MATHEMATICS 2 OF 2

OBJECTIVES TESTED

PROBLEM SOLVING AND APPLICATIONS

MEASUREMENT/GEOMETRY

TOTAL MATHEMATICS

PAGE 2

DATE TESTED: 10-86

Mastery Criteria for each objective is
3 of the 4 items correct.
Remedial Standard is 79
of the 144 items correct.

Interpret graphs, tables, charts

1st graph best fitting given data

solve 1-step problems involving whole #s and \$

solve 1-step problems involving whole #s and \$

solve 1-step problems involving whole #s and \$

estimate reasonable answer

1d & solve extraneous info problems

solve needed info in problem situations

identify process problem situations

measure/determine perimeter/area

estimate lengths and areas

pick appropriate unit & measure

determine elapsed time

Average Number of Objectives Mastered

Percent of Students Needing Further Diagnosis

DISTRICT

OF STUDENTS TESTED

TOC

SCORES INDICATE THE PERCENT OF STUDENTS MASTERING EACH OBJECTIVE

CHESHILL

90

4

93

84

64

79

83

41

57

42

29

74

61

77

48

37

73

61

23.8

16

DANBURY

491

3

80

89

66

82

82

42

59

46

43

78

63

76

43

32

67

51

23.7

19

DARIEN

183

2

99

98

89

98

93

69

80

66

63

89

74

95

48

50

80

73

28.7

1

DEEP RIVER

45

6

87

98

70

76

80

58

71

51

49

76

69

80

47

47

82

64

25.9

9

DERBY

73

5

87

88

62

78

79

29

45

33

37

71

60

74

29

29

42

51

20.1

30

EASTFORD

11

6

100

82

64

73

64

36

36

18

18

82

27

64

0

9

73

55

18.2

18

EAST GRANBY

43

4

91

93

72

93

91

47

72

47

53

84

79

77

42

35

67

47

25.8

7

EAST HADDAM

79

5

99

95

78

87

85

53

61

53

58

78

68

91

33

29

80

53

25.3

11

EAST HAMPTON

97

5

97

86

79

88

85

54

68

47

52

79

64

90

45

42

84

62

25.7

11

EAST HARTFORD

348

2

86

86

60

71

76

34

44

32

28

70

57

74

22

25

60

42

20.7

25

EAST HAVEN

154

2

96

83

67

79

81

39

54

37

35

79

59

69

25

27

57

47

21.9

22

EAST LYME

177

4

96

93

75

88

82

52

71

49

44

82

67

88

48

37

66

60

24.8

12

EASTON

82

4

99

98

87

95

93

55

77

60

52

91

77

82

48

39

87

73

27.5

5

EAST WINDSOR

90

4

94

92

67

76

83

45

50

38

39

72

67

76

40

37

80

53

23.2

16

ELLINGTON

119

4

95

92

74

89

82

42

65

49

43

79

68

71

30

32

71

67

24.1

13

ENFIELD

395

3

93

91

69

83

85

42

60

39

31

78

66

92

43

33

70

52

23.6

13

ESSEX

40

6

100

95

83

95

88

65

85

78

65

90

88

85

48

48

83

73

28.3

5

FAIRFIELD

425

2

96

92

80

91

89

63

75

62

54

85

72

84

47

40

76

70

26.6

7

FARMINGTON

156

4

94

96

85

92

96

62

76

63

53

90

78

92

57

40

77

67

28.4

2

FRANKLIN

19

5

100

95

63

89

84

63

63

53

21

84

68

89

58

47

63

37

25.5

11

GLASTONBURY

321

4

97

93

80

89

88

56

71

56

46

85

74

90

32

42

83

68

26.4

7

GRANBY

111

4

96

93

67

82

79

50

52

55

33

77

60

74

25

41

66

57

23.4

18

GREENWICH

419

2

94

94

74

90

88

59

74

58

49

84

76

79

44

45

68

67

26.5

9

GRISHOLD

110

4

94

93

63

78

84

34

46

30

23

77

58

55

24

25

49

45

21.1

21

GROTON

366

3

89

87

66

79

82

47

56

45

41

77

67

76

34

30

69

52

23.3

16

GUILFORD

236

4

93

93

75

81

84

59

64

49

39

81

66

83

37

35

75

61

24.5

11

HAMDEN

326

2

90

89

59

78

82

46

59

49

38

75

62

78

47

36

63

50

23.5

18

HAMPTON

16

5

94

88

81

94

81

50

75

81

63

88

94

100

44

50

81

63

26.8

6

© 1985 Connecticut State Board of Education All rights reserved Printed in the United States of America

**STATE BY DISTRICT REPORT
GRADE 6**

CONNECTICUT MASTERY TESTING PROGRAM

MATHEMATICS 1 OF 2

		OBJECTIVES TESTED																		PAGE 3	
		CONCEPTUAL UNDERSTANDINGS									COMPUTATIONAL SKILLS									TOTAL MATHEMATICS	
DATE TESTED: 10-86		Percent of Students Meeting Further Diagnosis																			
		Average Number of Objectives Mastered																			
Mastery Criteria for each objective is 3 of the 4 items correct Remedial Standard is 79 of the 144 items correct.		Identify whole numbers & use expanded notation																			
		round whole numbers																			
		multiply whole numbers by regrouping																			
		divide whole numbers by 10 & 100																			
		identify equivalent fractions using pictures																			
		extend patterns																			
		add/subtract fractions & mixed numbers																			
		multiply whole numbers and money amounts																			
		divide whole numbers and money amounts																			
		add/subtract whole numbers and money amounts																			
		add/subtract fractions - like denominators																			
		add/subtract fractions - unlike denominators																			
		find fractional parts of whole numbers																			
		estimate product of whole #'s and money																			
		estimate quotient of whole #'s and money																			
		Average Number of Objectives Mastered																			
		Percent of Students Meeting Further Diagnosis																			
		Average Number of Objectives Mastered																			
		Percent of Students Meeting Further Diagnosis																			
		Average Number of Objectives Mastered																			
		Percent of Students Meeting Further Diagnosis																			
		Average Number of Objectives Mastered																			
		Percent of Students Meeting Further Diagnosis																			
		Average Number of Objectives Mastered																			
		Percent of Students Meeting Further Diagnosis																			
		Average Number of Objectives Mastered																			
		Percent of Students Meeting Further Diagnosis																			
		Average Number of Objectives Mastered																			
		Percent of Students Meeting Further Diagnosis																			
		Average Number of Objectives Mastered																			
		Percent of Students Meeting Further Diagnosis																			
		Average Number of Objectives Mastered																			
		Percent of Students Meeting Further Diagnosis																			
		Average Number of Objectives Mastered																			
		Percent of Students Meeting Further Diagnosis																			
		Average Number of Objectives Mastered																			
		Percent of Students Meeting Further Diagnosis																			
		Average Number of Objectives Mastered																			
		Percent of Students Meeting Further Diagnosis																			
		Average Number of Objectives Mastered																			
		Percent of Students Meeting Further Diagnosis																			
		Average Number of Objectives Mastered																			
		Percent of Students Meeting Further Diagnosis																			
		Average Number of Objectives Mastered																			
		Percent of Students Meeting Further Diagnosis																			
		Average Number of Objectives Mastered																			
		Percent of Students Meeting Further Diagnosis																			
		Average Number of Objectives Mastered																			
		Percent of Students Meeting Further Diagnosis																			
		Average Number of Objectives Mastered																			
		Percent of Students Meeting Further Diagnosis																			
		Average Number of Objectives Mastered																			
		Percent of Students Meeting Further Diagnosis																			
		Average Number of Objectives Mastered																			
		Percent of Students Meeting Further Diagnosis																			
		Average Number of Objectives Mastered																			
		Percent of Students Meeting Further Diagnosis																			
		Average Number of Objectives Mastered																			
		Percent of Students Meeting Further Diagnosis																			
		Average Number of Objectives Mastered																			
		Percent of Students Meeting Further Diagnosis																			
		Average Number of Objectives Mastered																			
		Percent of Students Meeting Further Diagnosis																			
		Average Number of Objectives Mastered																			
		Percent of Students Meeting Further Diagnosis																			
		Average Number of Objectives Mastered																			
		Percent of Students Meeting Further Diagnosis																			
		Average Number of Objectives Mastered																			
		Percent of Students Meeting Further Diagnosis																			
		Average Number of Objectives Mastered																			
		Percent of Students Meeting Further Diagnosis																			
		Average Number of Objectives Mastered																			
		Percent of Students Meeting Further Diagnosis																			
		Average Number of Objectives Mastered																			
		Percent of Students Meeting Further Diagnosis																			
		Average Number of Objectives Mastered																			
		Percent of Students Meeting Further Diagnosis																			
		Average Number of Objectives Mastered																			
		Percent of Students Meeting Further Diagnosis																			
		Average Number of Objectives Mastered																			
		Percent of Students Meeting Further Diagnosis																			
		Average Number of Objectives Mastered																			
		Percent of Students Meeting Further Diagnosis																			
		Average Number of Objectives Mastered																			
		Percent of Students Meeting Further Diagnosis																			
		Average Number of Objectives Mastered																			
		Percent of Students Meeting Further Diagnosis																			
		Average Number of Objectives Mastered																			
		Percent of Students Meeting Further Diagnosis																			
		Average Number of Objectives Mastered																			
		Percent of Students Meeting Further Diagnosis																			
		Average Number of Objectives Mastered																			
		Percent of Students Meeting Further Diagnosis																			
		Average Number of Objectives Mastered																			
		Percent of Students Meeting Further Diagnosis																			
		Average Number of Objectives Mastered																			
		Percent of Students Meeting Further Diagnosis																			
		Average Number of Objectives Mastered																			
		Percent of Students Meeting Further Diagnosis																			
		Average Number of Objectives Mastered																			
		Percent of Students Meeting Further Diagnosis																			
		Average Number of Objectives Mastered																			
		Percent of Students Meeting Further Diagnosis																			
		Average Number of Objectives Mastered																			
		Percent of Students Meeting Further Diagnosis																			
		Average Number of Objectives Mastered																			
		Percent of Students Meeting Further Diagnosis																			
		Average Number of Objectives Mastered																			
		Percent of Students Meeting Further Diagnosis																			
		Average Number of Objectives Mastered																			
		Percent of Students Meeting Further Diagnosis																			
		Average Number of Objectives Mastered																			
		Percent of Students Meeting Further Diagnosis																			
		Average Number of Objectives Mastered																		</	

CONNECTICUT MASTERY TESTING PROGRAM

STATE BY DISTRICT REPORT

GRADE 6

MATHEMATICS 2 OF 2

CONNECTICUT MASTERY TESTING PROGRAM

GRADE 6

MATHEMATICS 2 OF 2

OBJECTIVES TESTED

PROBLEM SOLVING AND APPLICATIONS

MEASUREMENT/
GEOMETRY

TOTAL
MATHEMATICS

PAGE 3

DATE TESTED: 10-86

Mastery Criteria for each objective is
3 of the 4 items correct
Remedial Standard is 79
of the 144 items correct

Percent of Students
Needing Further Diagnosis

Average Number of
Objectives Mastered

determine elapsed time

pick appropriate unit & measure

estimate lengths and areas

estimate geometric figures

measure/determine perimeters/areas

identify geometric info problems

process prob-data organization

solve process prob-data organization

needed info in problem situations

solve process prob-data organization

needed info in problem situations

estimate reasonable answer

estimate 2-step problems involving making change

estimate 1-step problems involving making change

solve 1-step problems involving making change

solve 1-step problems involving making change

solve 1-step problems involving making change

solve 1-step problems involving making change

solve 1-step problems involving making change

solve 1-step problems involving making change

solve 1-step problems involving making change

solve 1-step problems involving making change

solve 1-step problems involving making change

solve 1-step problems involving making change

solve 1-step problems involving making change

solve 1-step problems involving making change

solve 1-step problems involving making change

solve 1-step problems involving making change

solve 1-step problems involving making change

solve 1-step problems involving making change

solve 1-step problems involving making change

solve 1-step problems involving making change

solve 1-step problems involving making change

solve 1-step problems involving making change

solve 1-step problems involving making change

solve 1-step problems involving making change

solve 1-step problems involving making change

solve 1-step problems involving making change

solve 1-step problems involving making change

solve 1-step problems involving making change

solve 1-step problems involving making change

solve 1-step problems involving making change

solve 1-step problems involving making change

solve 1-step problems involving making change

solve 1-step problems involving making change

solve 1-step problems involving making change

solve 1-step problems involving making change

solve 1-step problems involving making change

solve 1-step problems involving making change

solve 1-step problems involving making change

solve 1-step problems involving making change

solve 1-step problems involving making change

solve 1-step problems involving making change

solve 1-step problems involving making change

solve 1-step problems involving making change

solve 1-step problems involving making change

solve 1-step problems involving making change

solve 1-step problems involving making change

solve 1-step problems involving making change

solve 1-step problems involving making change

solve 1-step problems involving making change

solve 1-step problems involving making change

solve 1-step problems involving making change

solve 1-step problems involving making change

solve 1-step problems involving making change

solve 1-step problems involving making change

solve 1-step problems involving making change

solve 1-step problems involving making change

solve 1-step problems involving making change

solve 1-step problems involving making change

solve 1-step problems involving making change

solve 1-step problems involving making change

solve 1-step problems involving making change

solve 1-step problems involving making change

solve 1-step problems involving making change

solve 1-step problems involving making change

solve 1-step problems involving making change

solve 1-step problems involving making change

solve 1-step problems involving making change

solve 1-step problems involving making change

solve 1-step problems involving making change

solve 1-step problems involving making change

solve 1-step problems involving making change

solve 1-step problems involving making change

solve 1-step problems involving making change

solve 1-step problems involving making change

solve 1-step problems involving making change

solve 1-step problems involving making change

solve 1-step problems involving making change

solve 1-step problems involving making change

solve 1-step problems involving making change

solve 1-step problems involving making change

solve 1-step problems involving making change

solve 1-step problems involving making change

solve 1-step problems involving making change

solve 1-step problems involving making change

solve 1-step problems involving making change

solve 1-step problems involving making change

solve 1-step problems involving making change

solve 1-step problems involving making change

solve 1-step problems involving making change

solve 1-step problems involving making change

solve 1-step problems involving making change

solve 1-step problems involving making change

solve 1-step problems involving making change

solve 1-step problems involving making change

solve 1-step problems involving making change

solve 1-step problems involving making change

solve 1-step problems involving making change

solve 1-step problems involving making change

solve 1-step problems involving making change

solve 1-step problems involving making change

solve 1-step problems involving making change

solve 1-step problems involving making change

solve 1-step problems involving making change

solve 1-step problems involving making change

solve 1-step problems involving making change

solve 1-step problems involving making change

solve 1-step problems involving making change

solve 1-step problems involving making change

solve 1-step problems involving making change

solve 1-step problems involving making change

solve 1-step problems involving making change

solve 1-step problems involving making change

solve 1-step problems involving making change

solve 1-step problems involving making change

solve 1-step problems involving making change

solve 1-step problems involving making change

solve 1-step problems involving making change

solve 1-step problems involving making change

solve 1-step problems involving making change

solve 1-step problems involving making change

solve 1-step problems involving making change

solve 1-step problems involving making change

solve 1-step problems involving making change

solve 1-step problems involving making change

solve 1-step problems involving making change

solve 1-step problems involving making change

solve 1-step problems involving making change

solve 1-step problems involving making change

solve 1-step problems involving making change

solve 1-step problems involving making change

solve 1-step problems involving making change

solve 1-step problems involving making change

solve 1-step problems involving making change

solve 1-step problems involving making change

solve 1-step problems involving making change

solve 1-step problems involving making change

solve 1-step problems involving making change

solve 1-step problems involving making change

solve 1-step problems involving making change

solve 1-step problems involving making change

solve 1-step problems involving making change

solve 1-step problems involving making change

solve 1-step problems involving making change

solve 1-step problems involving making change

solve 1-step problems involving making change

solve 1-step problems involving making change

solve 1-step problems involving making change

solve 1-step problems involving making change

solve 1-step problems involving making change

solve 1-step problems involving making change

solve 1-step problems involving making change

solve 1-step problems involving making change

solve 1-step problems involving making change

solve 1-step problems involving making change

solve 1-step problems involving making change

solve 1-step problems involving making change

solve 1-step problems involving making change

solve 1-step problems involving making change

solve 1-step problems involving making change

solve 1-step problems involving making change

solve 1-step problems involving making change

solve 1-step problems involving making change

solve 1-step problems involving making change

solve 1-step problems involving making change

solve 1-step problems involving making change

solve 1-step problems involving making change

solve 1-step problems involving making change

solve 1-step problems involving making change

solve 1-step problems involving making change

solve 1-step problems involving making change

solve 1-step problems involving making change

solve 1-step problems involving making change

solve 1-step problems involving making change

solve 1-step problems involving making change

solve 1-step problems involving making change

solve 1-step problems involving making change

solve 1-step problems involving making change

solve 1-step problems involving making change

solve 1-step problems involving making change

solve 1-step problems involving making change

solve 1-step problems involving making change

solve 1-step problems involving making change

solve 1-step problems involving making change

solve 1-step problems involving making change

solve 1-step problems involving making change

solve 1-step problems involving making change

solve 1-step problems involving making change

solve 1-step problems involving making change

solve 1-step problems involving making change

solve 1-step problems involving making change

solve 1-step problems involving making change

solve 1-step problems involving making change

solve 1-step problems involving making change

solve 1-step problems involving making change

solve 1-step problems involving making change

solve 1-step problems involving making change

solve 1-step problems involving making change

solve 1-step problems involving making change

solve 1-step problems involving making change

solve 1-step problems involving making change

solve 1-step problems involving making change

solve 1-step problems involving making change

solve 1-step problems involving making change

solve 1-step problems involving making change

solve 1-step problems involving making change

solve 1-step problems involving making change

solve 1-step problems involving making change

solve 1-step problems involving making change

solve 1-step problems involving making change

solve 1-step problems involving making change

solve 1-step problems involving making change

solve 1-step problems involving making change

solve 1-step problems involving making change

solve 1-step problems involving making change

solve 1-step problems involving making change

solve 1-step problems involving making change

solve 1-step problems involving making change

solve 1-step problems involving making change

solve 1-step problems involving making change

solve 1-step problems involving making change

solve 1-step problems involving making change

solve 1-step problems involving making change

solve 1-step problems involving making change

solve 1-step problems involving making change

solve 1-step problems involving making change

solve 1-step problems involving making change

solve 1-step problems involving making change

solve 1-step problems involving making change

solve 1-step problems involving making change

solve 1-step problems involving making change

solve 1-step problems involving making change

solve 1-step problems involving making change

solve 1-step problems involving making change

solve 1-step problems involving making change

solve 1-step problems involving making change

solve 1-step problems involving making change

solve 1-step problems involving making change

solve 1-step problems involving making change

solve 1-step problems involving making change

solve 1-step problems involving making change

solve 1-step problems involving making change

CONNECTICUT MASTERY TESTING PROGRAM			STATE BY DISTRICT REPORT GRADE 6										MATHEMATICS 2 OF 2											
DATE TESTED: 10-86 Mastery Criteria for each objective is 3 of the 4 items correct Remedial Standard is 79 of the 144 items correct.			OBJECTIVES TESTED										PAGE 4											
			PROBLEM SOLVING AND APPLICATIONS					MEASUREMENT/ GEOMETRY					TOTAL MATHEMATICS											
			solve 1-step problems involving whole and 1/2					estimate reasonable answers					pick appropriate units and area					Average Number of Objectives Mastered						
			solve 2-step problems involving whole and 1/2					identify process in problem situations					determine elapsed time					Percent of Students Needing Further Diagnosis						
DISTRICT			# OF STUDENTS TESTED	TOC	SCORES INDICATE THE PERCENT OF STUDENTS MASTERING EACH OBJECTIVE																			
NORFOLK			13	6	92	100	85	85	92	69	62	46	23	85	69	69	31	36	85	62	24.6	8		
NORTH BRANFORD			174	4	89	83	64	73	78	49	55	36	39	73	64	86	41	37	74	50	23.8	15		
NORTH CANAAN			34	6	91	85	44	82	68	21	50	29	26	68	59	59	29	32	68	30	19.8	32		
NORTH HAVEN			218	2	94	92	77	90	88	51	62	57	44	84	74	71	29	40	59	63	25.0	9		
NORTH STONINGTON			66	5	98	100	77	91	92	39	68	47	32	89	70	73	33	35	65	44	23.8	12		
NORWALK			645	3	80	79	52	67	75	29	41	31	25	60	46	66	26	25	56	44	20.1	32		
NORWICH			345	3	83	91	71	83	81	42	57	39	34	75	69	81	24	28	58	47	22.4	16		
OLD SAYBROOK			103	5	91	91	65	82	84	49	61	50	46	72	65	67	32	38	67	55	23.9	18		
ORANGE			159	2	95	97	82	57	91	66	83	72	61	92	77	94	54	41	76	73	29.1	4		
OXFORD			96	5	94	89	60	71	82	35	55	34	38	67	55	71	12	41	65	49	21.6	19		
PLAINFIELD			174	6	91	84	60	74	80	33	47	27	26	63	60	73	26	24	59	45	20.4	25		
PLAINVILLE			154	4	93	91	77	85	88	42	60	39	45	75	65	71	27	34	75	49	22.8	10		
PLYMOUTH			151	2	91	91	64	75	76	33	44	31	25	70	54	52	19	24	48	43	20.1	26		
POMFRET			41	6	90	90	68	88	85	51	63	49	24	80	66	63	20	29	61	49	23.5	10		
PORTLAND			97	5	95	97	73	89	89	51	73	55	51	85	74	86	40	45	84	64	26.0	7		
PRESTON			38	4	95	92	71	82	57	47	74	63	45	84	74	74	37	39	68	68	25.9	16		
PUTNAM			92	6	91	84	53	66	78	34	37	20	26	57	52	61	42	21	63	38	20.4	24		
REDDING			84	5	98	96	79	92	90	58	76	65	60	88	75	73	43	55	84	76	27.0	7		
RIDGEFIELD			272	5	96	95	81	90	92	56	74	65	51	87	72	85	56	44	78	69	27.7	5		
ROCKY HILL			114	4	98	89	79	91	88	47	59	49	52	86	67	79	32	28	75	61	25.0	5		
SALEM			47	5	89	83	51	68	68	43	47	34	36	70	64	74	26	30	77	51	20.5	32		
SALISBURY			24	6	92	83	75	83	71	58	63	58	50	79	75	92	33	46	58	50	23.8	17		
SCOTLAND			13	6	77	92	62	46	62	38	46	38	31	62	46	62	31	38	54	31	20.4	38		
SEYMOUR			125	5	94	93	59	82	82	44	49	41	34	79	64	66	31	26	69	40	23.0	11		
SHARON			17	6	82	100	53	88	76	41	41	47	24	65	47	65	24	35	59	35	21.1	29		
SHELTON			290	3	95	93	69	86	87	49	64	44	42	84	71	86	30	29	61	55	24.4	12		
SHERMAN			28	6	89	89	68	89	82	46	64	50	39	82	75	82	39	61	64	61	25.6	4		
SIMSBURY			259	4	95	93	81	89	92	55	72	62	63	85	77	78	45	41	80	60	26.8	5		
© 1986 Connecticut State Board of Education. All rights reserved. Printed in the United States of America.																								

STATE BY DISTRICT REPORT

GRADE 6

MATHEMATICS 1 OF 2

CONNECTICUT MASTERY TESTING PROGRAM

OBJECTIVES TESTED		TOTAL MATHEMATICS		PAGE 5	
CONCEPTUAL UNDERSTANDINGS		COMP'ITATIONAL SKILLS		PERCENT OF STUDENTS MASTERING EACH OBJECTIVE	
DATE TESTED: 10-86		Mastery Criteria for each objective is 3 of the 4 items correct. Remedial Standard is 79 of the 144 items correct.		Average Number of Objectives Mastered	
DISTRICT		# OF STUODENTS TESTED	TOC	SCORES INDICATE THE PERCENT OF STUDENTS MASTERING EACH OBJECTIVE	
SOMERS	87	4	99 95 17 53 85 77 62 60 99 93 94 98 97 87 83 41 28 19 64 69	25.9	7
SOUTHINGTON	455	3	96 94 17 63 70 67 54 55 95 88 85 99 94 82 82 56 37 26 63 67	24.5	13
SOUTH WINDSOR	256	2	93 84 12 48 74 68 68 58 92 82 89 96 96 89 82 75 66 27 61 72	25.4	13
SPRAGUE	33	4	91 79 3 42 52 45 39 39 85 76 76 91 85 73 82 45 12 15 48 48	20.6	21
STAFFORD	103	5	93 91 33 61 67 69 50 62 94 91 83 95 90 78 76 62 46 46 55 53	24.3	16
STAMFORD	719	1	91 90 15 53 68 56 49 52 89 77 91 97 94 83 82 50 40 28 53 64	22.6	23
STERLING	22	6	95 86 14 50 50 82 36 41 60 86 86 100 91 86 73 64 36 23 64 68	23.3	14
STONINGTON	158	4	97 94 19 60 73 63 54 65 92 93 89 100 97 92 89 77 52 33 67 69	25.4	8
STRATFORD.	370	2	96 92 15 61 71 60 54 49 92 81 92 96 96 88 82 51 48 41 51 57	23.8	14
SUFFIELD	137	4	95 93 20 64 73 60 50 56 93 88 92 96 98 86 84 43 33 36 64 64	24.9	12
THOMASTON	63	4	90 95 8 40 73 59 41 52 87 83 81 97 95 78 67 29 8 11 48 48	21.1	17
THOMPSON	70	6	97 96 10 63 71 51 56 59 96 87 96 97 97 89 79 46 33 27 56 57	23.7	7
TOLLAND	161	5	98 91 17 58 77 66 52 63 92 86 87 96 91 86 86 66 37 27 59 66	24.5	11
TORRINGTON	266	3	94 94 16 68 69 58 57 49 90 86 88 94 92 85 83 53 52 39 55 58	24.0	12
TRUMBULL	340	2	97 95 20 61 82 72 55 51 93 91 92 96 94 92 86 72 54 36 73 72	26.4	8
UNION	7	6	100 86 14 100 57 29 43 86 100 100 100 100 86 100 100 71 57 14 57 71	24.9	14
VERNON	307	3	95 95 20 68 62 67 64 60 94 81 92 93 95 82 88 58 45 40 63 61	24.9	12
VOLUNTOON	22	6	95 86 14 52 57 43 29 19 95 52 95 100 90 86 52 24 10 38 30 38	19.4	25
HALLINGFORD	401	3	95 93 15 59 70 61 56 52 95 88 88 98 93 86 86 55 35 28 62 71	24.4	10
WATERBURY	887	1	85 80 10 43 48 37 33 39 84 62 77 87 85 65 65 29 26 24 33 40	17.6	42
WATERFORD	155	4	96 94 27 70 69 63 60 56 95 86 90 99 95 87 79 54 48 47 58 63	25.4	7
WATERTOWN	169	2	99 91 15 49 75 55 56 53 95 83 91 99 95 92 85 42 37 24 58 78	24.5	8
WESTBROOK	52	6	100 98 29 68 83 83 60 63 100 98 94 98 90 92 92 73 42 46 75 83	28.5	2
WEST HARTFORD	526	2	95 95 34 62 81 76 69 67 93 90 91 97 96 88 86 71 60 38 73 68	26.6	8
WEST HAVEN	375	2	98 98 52 68 82 83 73 78 97 92 95 98 98 91 88 75 63 49 77 80	28.3	3
WESTON	104	5	94 94 25 72 76 75 57 70 97 92 89 98 95 86 85 78 63 43 77 69	27.4	6
WESTPORT	210	3	97 98 42 71 86 75 71 63 97 97 91 99 99 89 94 71 58 48 78 75	27.8	5
WETHERSFIELD	223	2	95 94 18 73 80 71 58 61 95 89 91 98 96 89 88 72 48 40 74 73	26.6	5

		OBJECTIVES TESTED																				PAGE 5		
		PROBLEM SOLVING AND APPLICATIONS										MEASUREMENT/ GEOMETRY					TOTAL MATHEMATICS							
DATE TESTED: 10-86		<div>interpret graphs, tables, charts</div> <div>solve 1-step problems involving money</div> <div>solve 1-step problems involving whole # & \$</div> <div>solve 2-step problems involving whole # & \$</div> <div>estimate reasonable answer</div> <div>identify process information</div> <div>solve problems involving fractions</div> <div>to needed info in problem situations</div> <div>measure geometric figures</div> <div>estimate determine perimeters/areas</div> <div>pick appropriate unit & measure</div> <div>determine elapsed time</div> <div>Average Number of Objectives Mastered</div> <div>Percent of Student's Needing Further Diagnosis</div>																						
		Mastery Criteria for each objective is 3 of the 4 items correct Remedial Standard is 79 of the 144 items correct.																						
DISTRICT	# OF STUDENTS TESTED	TOC	SCORES INDICATE THE PERCENT OF STUDENTS MASTERING EACH OBJECTIVE																					
SOMERS	87	4	99	98	80	91	88	52	80	67	49	91	74	74	43	45	69	65	25.9	7				
SOUTHTON	455	3	94	91	69	86	84	52	69	48	48	80	68	73	35	39	65	59	24.5	13				
SOUTH WINDSOR	256	2	96	94	78	89	89	49	70	75	44	81	72	77	41	41	64	63	25.4	13				
SPRINGFIELD	33	4	94	94	73	79	91	48	45	33	30	73	52	73	24	15	67	39	20.6	21				
STAFFORD	103	5	97	91	65	83	86	47	55	46	40	72	52	87	51	32	69	57	24.3	16				
STAMFORD	719	1	84	88	63	78	82	40	55	44	35	69	62	63	31	32	57	49	22.6	23				
STERLING	22	6	100	91	64	73	82	41	50	27	41	50	82	91	50	45	68	77	23.3	14				
STONINGTON	158	4	92	95	68	85	85	45	63	45	46	78	60	87	41	42	77	61	25.4	8				
STRATFORD	370	2	92	88	70	85	87	44	60	42	38	76	65	76	37	32	62	56	23.8	14				
SUFFIELD	137	4	96	92	76	87	82	50	72	49	47	77	70	81	30	38	71	68	24.9	12				
THOMASTON	63	4	94	90	68	75	81	29	60	46	38	71	54	51	22	33	71	37	21.1	17				
THOMPSON	70	6	94	99	67	86	86	37	61	50	46	79	60	87	16	29	67	44	23.7	7				
TOLLAND	161	5	93	95	78	84	78	55	66	50	39	79	66	64	22	40	75	60	24.5	11				
TORRINGTON	266	3	92	90	71	85	83	42	57	43	39	78	69	83	38	31	68	51	24.0	12				
TRUMBULL	340	2	96	95	76	87	86	54	71	56	49	83	77	84	48	41	77	66	26.4	8				
UNION	7	6	100	86	71	57	71	14	43	29	43	86	86	100	57	14	86	71	24.9	14				
VERNON	307	3	95	89	73	87	85	51	66	49	45	80	67	78	34	35	70	66	24.9	12				
VOLUNTOWN	22	6	95	81	52	76	76	29	29	33	29	62	57	86	24	24	81	24	19.4	25				
MALLINGFORD	401	3	95	90	70	86	86	46	66	50	42	79	73	79	32	36	64	61	24.4	10				
MATERBURY	887	1	74	74	48	62	66	26	34	21	20	53	45	57	23	20	50	35	17.6	42				
MATERFORD	155	4	95	92	76	84	87	51	65	47	45	83	71	92	46	35	60	63	25.4	7				
MATERTOWN	169	2	95	95	79	88	84	49	67	48	46	84	72	78	22	37	71	61	24.5	8				
WESTBROOK	52	6	100	98	88	90	92	71	77	65	69	94	79	98	44	37	94	62	28.5	2				
WEST HARTFORD	526	2	94	93	72	86	86	58	70	57	47	85	69	79	45	48	72	69	26.6	8				
WEST HAVEN	375	2	95	98	80	91	93	60	74	58	54	92	79	86	60	39	73	59	28.3	3				
WESTON	104	5	97	96	81	92	89	60	75	61	54	88	73	88	55	49	77	69	27.4	6				
WESTPORT	210	3	95	96	79	90	90	60	75	64	53	83	76	76	58	44	72	72	27.8	5				
WETHERSFIELD	223	2	96	96	75	89	86	54	70	57	57	85	74	75	49	44	81	64	26.6	5				
© 1986 Connecticut State Board of Education. All rights reserved. Printed in the United States of America.																								

GRADE 6

CONNECTICUT MASTERY TESTING PROGRAM

MATHEMATICS 1 OF 2

CONNECTICUT MASTERY TESTING PROGRAM

GRADE 5

MATHEMATICS PAGE 6

OBJECTIVES TESTED

CONCEPTUAL UNDERSTANDINGS

COMPUTATIONAL SKILLS

TOTAL MATHEMATICS

DATE TESTED: 10-86

Mastery Criteria for each objective is 3 of the 4 items correct.
Remedial Standard is 79 of the 144 items correct.

Percent of Students Needing Further Diagnosis

Average Number of Objectives Mastered

Percent of whole #'s and money

add/subtract whole numbers and money amounts

add/subtract whole numbers and money amounts

add/subtract whole numbers and money amounts

add/subtract whole numbers and money amounts

add/subtract whole numbers and money amounts

add/subtract whole numbers and money amounts

add/subtract whole numbers and money amounts

add/subtract whole numbers and money amounts

add/subtract whole numbers and money amounts

add/subtract whole numbers and money amounts

add/subtract whole numbers and money amounts

add/subtract whole numbers and money amounts

add/subtract whole numbers and money amounts

add/subtract whole numbers and money amounts

add/subtract whole numbers and money amounts

add/subtract whole numbers and money amounts

add/subtract whole numbers and money amounts

add/subtract whole numbers and money amounts

add/subtract whole numbers and money amounts

add/subtract whole numbers and money amounts

add/subtract whole numbers and money amounts

add/subtract whole numbers and money amounts

add/subtract whole numbers and money amounts

add/subtract whole numbers and money amounts

add/subtract whole numbers and money amounts

add/subtract whole numbers and money amounts

add/subtract whole numbers and money amounts

add/subtract whole numbers and money amounts

add/subtract whole numbers and money amounts

add/subtract whole numbers and money amounts

add/subtract whole numbers and money amounts

add/subtract whole numbers and money amounts

add/subtract whole numbers and money amounts

add/subtract whole numbers and money amounts

add/subtract whole numbers and money amounts

add/subtract whole numbers and money amounts

add/subtract whole numbers and money amounts

add/subtract whole numbers and money amounts

add/subtract whole numbers and money amounts

add/subtract whole numbers and money amounts

add/subtract whole numbers and money amounts

add/subtract whole numbers and money amounts

add/subtract whole numbers and money amounts

add/subtract whole numbers and money amounts

add/subtract whole numbers and money amounts

add/subtract whole numbers and money amounts

add/subtract whole numbers and money amounts

add/subtract whole numbers and money amounts

add/subtract whole numbers and money amounts

add/subtract whole numbers and money amounts

add/subtract whole numbers and money amounts

add/subtract whole numbers and money amounts

add/subtract whole numbers and money amounts

add/subtract whole numbers and money amounts

add/subtract whole numbers and money amounts

add/subtract whole numbers and money amounts

add/subtract whole numbers and money amounts

add/subtract whole numbers and money amounts

add/subtract whole numbers and money amounts

add/subtract whole numbers and money amounts

add/subtract whole numbers and money amounts

add/subtract whole numbers and money amounts

add/subtract whole numbers and money amounts

add/subtract whole numbers and money amounts

add/subtract whole numbers and money amounts

add/subtract whole numbers and money amounts

add/subtract whole numbers and money amounts

add/subtract whole numbers and money amounts

add/subtract whole numbers and money amounts

add/subtract whole numbers and money amounts

add/subtract whole numbers and money amounts

add/subtract whole numbers and money amounts

add/subtract whole numbers and money amounts

add/subtract whole numbers and money amounts

add/subtract whole numbers and money amounts

add/subtract whole numbers and money amounts

add/subtract whole numbers and money amounts

add/subtract whole numbers and money amounts

add/subtract whole numbers and money amounts

add/subtract whole numbers and money amounts

add/subtract whole numbers and money amounts

add/subtract whole numbers and money amounts

add/subtract whole numbers and money amounts

add/subtract whole numbers and money amounts

add/subtract whole numbers and money amounts

add/subtract whole numbers and money amounts

add/subtract whole numbers and money amounts

add/subtract whole numbers and money amounts

add/subtract whole numbers and money amounts

add/subtract whole numbers and money amounts

add/subtract whole numbers and money amounts

add/subtract whole numbers and money amounts

add/subtract whole numbers and money amounts

add/subtract whole numbers and money amounts

add/subtract whole numbers and money amounts

add/subtract whole numbers and money amounts

add/subtract whole numbers and money amounts

add/subtract whole numbers and money amounts

add/subtract whole numbers and money amounts

add/subtract whole numbers and money amounts

add/subtract whole numbers and money amounts

add/subtract whole numbers and money amounts

add/subtract whole numbers and money amounts

add/subtract whole numbers and money amounts

add/subtract whole numbers and money amounts

add/subtract whole numbers and money amounts

add/subtract whole numbers and money amounts

add/subtract whole numbers and money amounts

add/subtract whole numbers and money amounts

add/subtract whole numbers and money amounts

add/subtract whole numbers and money amounts

add/subtract whole numbers and money amounts

add/subtract whole numbers and money amounts

add/subtract whole numbers and money amounts

add/subtract whole numbers and money amounts

add/subtract whole numbers and money amounts

add/subtract whole numbers and money amounts

add/subtract whole numbers and money amounts

add/subtract whole numbers and money amounts

add/subtract whole numbers and money amounts

add/subtract whole numbers and money amounts

add/subtract whole numbers and money amounts

add/subtract whole numbers and money amounts

add/subtract whole numbers and money amounts

add/subtract whole numbers and money amounts

add/subtract whole numbers and money amounts

add/subtract whole numbers and money amounts

add/subtract whole numbers and money amounts

add/subtract whole numbers and money amounts

add/subtract whole numbers and money amounts

add/subtract whole numbers and money amounts

add/subtract whole numbers and money amounts

add/subtract whole numbers and money amounts

add/subtract whole numbers and money amounts

add/subtract whole numbers and money amounts

add/subtract whole numbers and money amounts

add/subtract whole numbers and money amounts

add/subtract whole numbers and money amounts

add/subtract whole numbers and money amounts

add/subtract whole numbers and money amounts

add/subtract whole numbers and money amounts

add/subtract whole numbers and money amounts

add/subtract whole numbers and money amounts

add/subtract whole numbers and money amounts

add/subtract whole numbers and money amounts

add/subtract whole numbers and money amounts

add/subtract whole numbers and money amounts

add/subtract whole numbers and money amounts

add/subtract whole numbers and money amounts

add/subtract whole numbers and money amounts

add/subtract whole numbers and money amounts

add/subtract whole numbers and money amounts

add/subtract whole numbers and money amounts

add/subtract whole numbers and money amounts

add/subtract whole numbers and money amounts

add/subtract whole numbers and money amounts

add/subtract whole numbers and money amounts

add/subtract whole numbers and money amounts

add/subtract whole numbers and money amounts

add/subtract whole numbers and money amounts

add/subtract whole numbers and money amounts

add/subtract whole numbers and money amounts

add/subtract whole numbers and money amounts

add/subtract whole numbers and money amounts

add/subtract whole numbers and money amounts

add/subtract whole numbers and money amounts

add/subtract whole numbers and money amounts

add/subtract whole numbers and money amounts

add/subtract whole numbers and money amounts

add/subtract whole numbers and money amounts

add/subtract whole numbers and money amounts

add/subtract whole numbers and money amounts

add/subtract whole numbers and money amounts

add/subtract whole numbers and money amounts

add/subtract whole numbers and money amounts

add/subtract whole numbers and money amounts

add/subtract whole numbers and money amounts

add/subtract whole numbers and money amounts

add/subtract whole numbers and money amounts

add/subtract whole numbers and money amounts

add/subtract whole numbers and money amounts

add/subtract whole numbers and money amounts

add/subtract whole numbers and money amounts

add/subtract whole numbers and money amounts

add/subtract whole numbers and money amounts

add/subtract whole numbers and money amounts

add/subtract whole numbers and money amounts

add/subtract whole numbers and money amounts

add/subtract whole numbers and money amounts

add/subtract whole numbers and money amounts

add/subtract whole numbers and money amounts

add/subtract whole numbers and money amounts

add/subtract whole numbers and money amounts

add/subtract whole numbers and money amounts

add/subtract whole numbers and money amounts

add/subtract whole numbers and money amounts

add/subtract whole numbers and money amounts

add/subtract whole numbers and money amounts

add/subtract whole numbers and money amounts

add/subtract whole numbers and money amounts

add/subtract whole numbers and money amounts

add/subtract whole numbers and money amounts

add/subtract whole numbers and money amounts

add/subtract whole numbers and money amounts

add/subtract whole numbers and money amounts

add/subtract whole numbers and money amounts

add/subtract whole numbers and money amounts

add/subtract whole numbers and money amounts

add/subtract whole numbers and money amounts

add/subtract whole numbers and money amounts

add/subtract whole numbers and money amounts

add/subtract whole numbers and money amounts

add/subtract whole numbers and money amounts

add/subtract whole numbers and money amounts

add/subtract whole numbers and money amounts

add/subtract whole numbers and money amounts

add/subtract whole numbers and money amounts

add/subtract whole numbers and money amounts

add/subtract whole numbers and money amounts

add/subtract whole numbers and money amounts

add/subtract whole numbers and money amounts

add/subtract whole numbers and money amounts

add/subtract whole numbers and money amounts

add/subtract whole numbers and money amounts

add/subtract whole numbers and money amounts

add/subtract whole numbers and money amounts

add/subtract whole numbers and money amounts

add/subtract whole numbers and money amounts

add/subtract whole numbers and money amounts

add/subtract whole numbers and money amounts

add/subtract whole numbers and money amounts

add/subtract whole numbers and money amounts

add/subtract whole numbers and money amounts

add/subtract whole numbers and money amounts

add/subtract whole numbers and money amounts

add/subtract whole numbers and money amounts

add/subtract whole numbers and money amounts

add/subtract whole numbers and money amounts

add/subtract whole numbers and money amounts

add/subtract whole numbers and money amounts

add/subtract whole numbers and money amounts

add/subtract whole numbers and money amounts

add/subtract whole numbers and money amounts

add/subtract whole numbers and money amounts

add/subtract whole numbers and money amounts

add/subtract whole numbers and money amounts

add/subtract whole numbers and money amounts

add/subtract whole numbers and money amounts

add/subtract whole numbers and money amounts

add/subtract whole numbers and money amounts

add/subtract whole numbers and money amounts

add/subtract whole numbers and money amounts

add/subtract whole numbers and money amounts

add/subtract whole numbers and money amounts

add/subtract whole numbers and money amounts

add/subtract whole numbers and money amounts

add/subtract whole numbers and money amounts

add/subtract whole numbers and money amounts

add/subtract whole numbers and money amounts

add/subtract whole numbers and money amounts

add/subtract whole numbers and money amounts

add/subtract whole numbers and money amounts

add/subtract whole numbers and money amounts

add/subtract whole numbers and money amounts

add/subtract whole numbers and money amounts

add/subtract whole numbers and money amounts

add/subtract whole numbers and money amounts

add/subtract whole

GRADE 6

MATHEMATICS 1 OF 2

CONNECTICUT MASTERY TESTING PROGRAM

CONNECTICUT MASTERY TESTING PROGRAM

GRADE 5

MATHEMATICS FC-2

		OBJECTIVES TESTED														TOTAL MATHEMATICS	PAGE 7	
		CONCEPTUAL UNDERSTANDINGS							COMPUTATIONAL SKILLS									
DATE TESTED: 10-86		Percent of Students Needing Further Diagnosis														Average Number of Objectives Mastered		
		est prod/quot of whole #'s and money est sum/diff of whole #'s and money est fractional parts of whole #'s and money find fractional parts of whole #'s and money add/subt fractions - like denominators add/subt fractions - unlike denominators add/subt fractions by 1-digit numbers add/subt whole numbers and money amounts divide whole numbers and money amounts multiply whole numbers and money amounts 																

CONNECTICUT MASTERY TESTING PROGRAM

PAGE 7

© 1966 Connecticut State Board of Education. All rights reserved. Printed in the United States of America.

APPENDIX I

State by District Report - October 1986

Grade Six Language Arts Test Results

STATE BY DISTRICT REPORT

CONNECTICUT MASTERY TESTING PROGRAM

GRADE 6

LANGUAGE ARTS

CONNECTICUT MASTERY TESTING PROGRAM										GRADE 5				OBJECTIVES TESTED				TOTAL LANGUAGE ARTS	DEGREES OF READING POWER (DRP)	WRITING SAMPLE								PAGE 1	
DATE TESTED: 10-86			WRITING MECHANICS		LOCATING INFORMATION		LISTENING COMPREHENSION		READING COMPREHENSION		Average Number of Objectives Mastered	Below 50	50-55	55+	Average % of Students Needing Further Diagnosis	2	3	4	5	6	7	8	Average Holistic Score	% of Students Needing Further Diagnosis					
			capitalization & punctuation	spelling/phonics/abbreviations	agreement	tone	locating information	notetaking and outlining	literal	inferential and evaluative															literal	inferential	evaluative		
MASTERY CRITERIA (# CORRECT/ # POSSIBLE)			9/12	7/9	11/15	3/4	8/11	3/5	4/6	10/14	6/8	10/14	10/14																
DISTRICT	# OF STUDENTS TESTED	TOC	SCORES REPRESENT THE PERCENT OF STUDENTS MASTERING EACH OBJECTIVE																										
ANDOVER	25	4	88	72	92	84	96	80	76	84	68	72	72	8.3	24	12	64	55	24	12	24	28	24	12	0	0	4.0	36	
ANSONIA	156	5	70	83	73	74	78	65	69	62	44	49	45	7.1	27	17	55	55	27	7	20	28	33	9	2	1	4.3	27	
ASHFORD	37	6	76	49	84	73	81	68	70	62	62	41	57	7.2	38	11	51	54	38	5	32	27	24	5	5	0	4.1	38	
AVON	131	4	92	90	89	90	95	89	78	88	76	81	85	9.5	13	12	75	60	13	6	8	28	19	16	12	9	5.0	15	
BARKHAMSTED	33	6	88	79	85	94	91	91	79	91	82	76	70	9.2	6	9	85	62	6	6	15	9	24	18	21	6	5.2	23	
BERLIN	171	4	84	83	85	79	86	88	73	82	63	63	73	8.6	8	22	70	60	8	6	10	37	20	11	13	4	4.6	15	
BETHANY	67	4	90	84	90	84	87	82	85	87	76	67	76	9.1	13	16	70	60	13	10	16	31	21	12	4	4	4.4	27	
BETHEL	221	4	68	75	79	78	83	79	66	69	48	56	50	7.5	32	17	51	54	32	6	10	23	20	19	14	9	5.1	15	
BLOOMFIELD	188	2	59	78	72	68	78	66	56	56	49	48	43	6.7	39	14	47	52	39	11	23	32	16	8	8	2	4.2	34	
BOLTON	51	4	75	75	82	88	90	75	75	71	59	53	69	8.1	6	31	63	59	6	4	20	24	29	8	12	4	4.7	24	
BOZRAH	27	5	78	81	81	70	93	78	59	70	52	63	44	7.7	30	15	56	55	30	7	22	19	37	0	15	0	4.4	30	
BRANFORD	210	4	69	73	79	72	84	75	65	71	57	61	59	7.7	30	17	53	54	30	7	17	27	25	13	7	3	4.6	24	
BRIDGEPORT	1,215	1	48	50	59	57	69	53	42	35	28	21	21	4.9	60	19	21	48	60	12	20	36	20	8	4	1	4.1	33	
BRISTOL	477	3	70	74	80	83	87	74	67	69	57	60	60	7.8	18	18	63	59	18	11	15	35	19	10	8	2	4.3	26	
BROOKFIELD	177	4	85	88	87	88	89	83	71	78	63	67	65	8.7	22	16	62	56	22	6	8	15	32	25	9	6	5.1	14	
BROOKLYN	67	6	66	61	64	64	70	60	67	69	45	43	39	6.5	48	13	39	49	48	6	23	44	15	12	0	0	4.0	29	
CANAAN	8	6	88	88	100	75	100	88	88	100	75	88	88	9.8	0	13	88	62	0	0	13	13	38	38	0	0	5.0	13	
CANTERBURY	62	6	80	68	78	75	80	73	76	71	60	58	65	7.8	38	13	48	54	38	0	23	25	16	18	10	8	4.4	23	
CANTON	88	4	85	82	82	82	84	83	86	86	69	75	81	9.0	20	10	69	59	20	5	10	36	23	10	9	7	4.8	15	
CHAPLIN	29	6	59	66	79	66	83	76	62	66	59	45	52	7.1	31	21	48	55	31	3	7	28	31	14	10	7	5.0	10	
CHESHIRE	294	2	80	83	87	84	87	86	78	83	65	73	74	8.8	19	12	69	59	19	3	12	24	17	20	14	11	5.2	15	
CHESTER	37	6	81	70	86	84	84	84	81	81	62	73	73	8.6	19	11	70	59	19	5	14	11	11	30	22	8	5.4	14	
CLINTON	166	5	75	75	80	75	82	72	67	60	51	56	51	7.4	34	14	52	54	34	10	18	36	18	13	3	1	4.2	28	
CGLCHESTER	117	5	81	68	84	83	88	86	74	73	60	61	66	8.2	19	18	63	58	19	2	9	39	22	15	9	3	4.8	10	
COLEBROOK	8	6	100	50	100	75	100	100	75	75	50	25	75	8.3	13	50	38	58	13	0	50	13	25	13	0	0	4.0	50	
COLUMBIA	50	5	82	60	80	66	72	88	86	84	66	66	70	8.2	32	8	60	55	32	12	8	24	27	16	8	4	4.7	20	
CORNWALL	5	6	100	100	100	100	100	100	100	80	100	100	100	10.8	0	0	100	73	0	0	20	20	40	0	20	0	4.8	20	
COVENTRY	97	4	80	78	82	82	84	84	80	76	67	70	69	8.6	22	11	67	59	22	1	6	25	27	24	8	9	5.3	7	

© 1986 Connecticut State Board of Education. All rights reserved. Printed in U.S.A.

**STATE BY DISTRICT REPORT
GRADE 6**

CONNECTICUT MASTERY TESTING PROGRAM

LANGUAGE ARTS

DATE TESTED: 10-86		OBJECTIVES TESTED												TOTAL LANGUAGE ARTS	DEGREES OF READING POWER (DRP)	WRITING SAMPLE								PAGE 2				
		WRITING MECHANICS		LOCATING INFORMATION		LISTENING COMPREHENSION		READING COMPREHENSION		READING COMPREHENSION		READING COMPREHENSION				READING COMPREHENSION		READING COMPREHENSION		READING COMPREHENSION		READING COMPREHENSION						
		capitalization & punctuation		spelling/homonyms/abbreviations		agreement		tone		locating information		notetaking and outlining				literal		inferential and evaluative		literal		inferential		evaluative				
		Average Number of Objectives Mastered		Below 50		50-55		56+		Average DRP Score		% of Students Needing Further Diagnosis				2		3		4		5		6		7		8
MASTERY CRITERIA (# CORRECT/ # POSSIBLE)		9/12	7/9	11/15	3/4	8/11	3/5	4/6	10/14	6/8	10/14	10/14																
DISTRICT	# OF STUDENTS TESTED	TOC	SCORES REPRESENT THE PERCENT OF STUDENTS MASTERING EACH OBJECTIVE																									
CROMWELL	90	4	77	66	78	81	90	81	68	74	64	67	59	8.0	27	21	52	55	27	10	11	28	27	12	7	6	4.6	23
DANBURY	490	3	78	76	82	81	90	78	64	69	57	55	56	7.9	27	18	56	55	27	7	15	24	25	13	12	4	4.7	23
DARIEN	183	2	92	87	94	93	97	92	84	82	69	75	74	9.4	10	18	72	60	10	4	2	12	26	21	19	16	5.8	6
DEEP RIVER	45	6	80	84	84	76	87	78	87	80	64	60	76	8.6	22	11	67	58	22	5	9	18	27	7	23	11	5.4	14
DERBY	73	5	59	71	70	71	77	70	67	63	53	42	41	6.8	37	14	49	52	37	10	15	30	15	23	4	3	4.5	25
EASTFORD	11	6	55	55	82	64	64	45	91	64	18	18	27	5.8	55	9	36	50	55	36	36	27	0	0	0	0	2.9	73
EAST GRANBY	43	4	84	84	93	93	91	74	60	77	72	77	65	8.7	9	12	79	60	9	7	2	40	28	9	12	2	4.7	9
EAST HADDAM	79	5	85	80	85	85	90	80	84	82	62	68	62	8.6	18	16	66	58	18	3	12	28	21	18	12	8	5.1	14
EAST HAMPTON	97	5	88	77	85	87	88	84	71	67	73	70	68	8.6	28	11	61	56	28	8	11	31	14	20	11	4	4.8	20
EAST HARTFORD	348	2	62	74	67	70	82	66	58	62	47	47	43	6.8	37	22	40	52	37	9	15	33	19	13	8	3	4.5	24
EAST HAVEN	154	2	67	67	76	64	68	65	57	58	46	44	50	6.6	42	17	41	51	42	10	12	31	28	13	5	1	4.4	22
EAST LYME	177	4	81	77	83	89	93	84	80	84	73	75	73	8.9	18	9	73	60	18	6	10	32	22	12	13	5	4.8	17
EASTON	82	4	83	78	94	90	96	84	77	80	70	68	77	9.0	11	15	74	60	11	10	6	21	37	11	12	4	4.8	16
EAST WINDSOR	90	4	74	82	80	76	82	77	74	69	43	58	58	7.7	36	13	51	54	36	4	11	38	22	13	10	0	4.6	16
ELLINGTON	119	4	84	88	82	78	72	81	74	78	66	66	69	8.6	17	11	72	60	17	0	12	18	24	19	14	12	5.4	12
ENFIELD	395	3	74	74	84	86	88	78	66	68	54	51	56	7.8	32	17	51	55	32	6	11	34	22	16	7	3	4.7	17
ESSEX	40	6	85	88	93	88	98	90	75	83	75	80	83	9.4	10	8	83	61	10	0	5	25	20	23	20	8	5.5	5
FAIRFIELD	420	2	84	77	88	86	92	86	73	80	71	71	73	8.9	18	11	71	59	18	3	7	27	22	19	13	8	5.2	10
FARMINGTON	156	4	88	87	95	92	97	80	79	86	72	71	70	9.3	8	17	74	60	8	4	6	21	18	24	16	11	5.4	13
FRANKLIN	19	5	68	74	84	74	79	89	89	89	58	68	47	8.2	16	16	68	57	16	37	11	16	16	11	5	5	3.9	47
GLASTONBURY	321	4	83	83	87	87	90	87	76	80	65	74	74	8.9	25	12	63	57	25	6	8	14	23	17	14	19	5.6	13
GRANBY	111	4	83	77	88	88	92	81	73	69	66	69	69	8.6	19	15	66	60	19	9	11	18	20	10	21	11	5.2	20
GREENWICH	420	2	76	78	87	87	90	82	79	81	71	73	71	8.8	15	13	72	60	15	4	13	30	21	16	10	6	4.9	17
GRISWOLD	109	4	66	78	74	74	73	63	65	54	40	40	41	6.7	44	25	31	50	44	18	18	19	22	11	10	1	4.2	37
GROTON	369	3	74	70	81	75	87	72	65	63	61	58	58	7.7	29	14	58	55	29	4	14	25	23	17	10	8	4.9	18
GUILFORD	236	4	83	79	82	79	86	86	78	76	60	67	67	8.4	22	10	60	57	22	3	7	17	27	19	15	13	5.5	10
HAMDEN	326	2	75	76	79	78	89	75	65	67	60	60	61	7.8	29	15	56	55	29	4	15	31	24	13	10	3	4.7	19
HAMPTON	16	5	81	88	88	94	94	81	81	81	63	69	75	8.9	6	25	69	61	6	6	13	0	25	25	31	0	5.4	19

© 1988 Connecticut State Board of Education. All rights reserved Printed in U.S.A.

STATE BY DISTRICT REPORT

CONNECTICUT MASTERY TESTING PROGRAM

GRADE 6

LANGUAGE ARTS

DATE TESTED: 10-86		OBJECTIVES TESTED										TOTAL LANGUAGE ARTS	DEGREES OF READING POWER (DRP)	WRITING SAMPLE								PAGE 3																																																																																																																																																																																																																																																																																																																																																																																																																																																																																																																																																																																																																																																																																																																																																																																																																																																																																																																																																																																																																																																																																																																																																																																																																																																																																																																																																																																																																																																																																																																																																																																																																																																																				
		WRITING MECHANICS		LOCATING INFORMATION	LISTENING COMPREHENSION	READING COMPREHENSION		Average Number of Objectives Mastered	Below 50	50-55	56+			Average DRP Score	% of Students Needing Further Diagnosis	2	3	4	5	6	7	8	Average Holistic Score	% of Students Needing Further Diagnosis																																																																																																																																																																																																																																																																																																																																																																																																																																																																																																																																																																																																																																																																																																																																																																																																																																																																																																																																																																																																																																																																																																																																																																																																																																																																																																																																																																																																																																																																																																																																																																																																																																																																		
		capitalization & punctuation	spelling/homonyms/abbreviations	agreement	tone	locating information	notetaking and outlining																		literal	inferential and evaluative	literal	inferential	evaluative																																																																																																																																																																																																																																																																																																																																																																																																																																																																																																																																																																																																																																																																																																																																																																																																																																																																																																																																																																																																																																																																																																																																																																																																																																																																																																																																																																																																																																																																																																																																																																																																																																																													
MASTERY CRITERIA (# CORRECT / # POSSIBLE)		9/12	7/9	11/15	3/4	8/11	3/5	4/8	10/14	6/8	10/14	10/14																																																																																																																																																																																																																																																																																																																																																																																																																																																																																																																																																																																																																																																																																																																																																																																																																																																																																																																																																																																																																																																																																																																																																																																																																																																																																																																																																																																																																																																																																																																																																																																																																																																																														</

STATE BY DISTRICT REPORT GRADE 6

CONNECTICUT MASTERY TESTING PROGRAM

LANGUAGE ARTS

GRADE 6														LANGUAGE ARTS																																					
OBJECTIVES TESTED														TOTAL LANGUAGE ARTS	DEGREES OF READING POWER (DRP)	WRITING SAMPLE										PAGE 4																									
WRITING MECHANICS		LOCATING INFORMATION		LISTENING COMPREHENSION		READING COMPREHENSION		inferential		literal		evaluative				Average Number of Objectives Mastered		Below 50		50-55		55+		Average DRP Score		% of Students Needing Further Diagnosis		Average Initial Score		% of Students Needing Further Diagnosis																					
DATE TESTED: 10-86														Capitalization & punctuation		spelling/homonyms/abbreviations		agreement		tone		locating information		note-taking and outlining		literal		inferential and evaluative		literal		inferential		evaluative		Average Number of Objectives Mastered		Below 50		50-55		55+		Average DRP Score		% of Students Needing Further Diagnosis		Average Initial Score		% of Students Needing Further Diagnosis	
MASTERY CRITERIA (# CORRECT/ # POSSIBLE)														9/12	7/9	11/15	3/4	8/11	3/5	4/6	10/14	6/8	10/14	10/11																											
DISTRICT		# OF STUDENTS TESTED	TOC	SCORES REPRESENT THE PERCENT OF STUDENTS MASTERING EACH OBJECTIVE																																															
NORFOLK	13	6	77	77	85	69	92	38	69	69	54	46	46	7.2	54	0	46	51	54	8	8	23	38	15	8	0	4.7	15																							
NORTH BRANFORD	174	4	81	79	81	82	83	75	64	71	53	57	56	7.8	34	17	49	54	34	5	13	27	20	18	10	6	4.9	18																							
NORTH CANAAN	34	6	71	65	82	71	82	74	56	53	41	44	47	6.9	26	38	35	53	26	3	6	21	35	18	9	4	5.2	9																							
NORTH HAVEN	218	2	78	76	88	89	92	86	73	78	66	65	67	8.6	17	17	66	58	17	4	11	19	22	19	13	11	5.3	15																							
NORTH STONINGTON	66	5	82	71	80	86	92	92	64	83	64	68	70	8.5	20	20	61	57	20	2	12	27	24	14	17	5	5.0	14																							
NORWALK	648	3	59	70	69	62	73	62	53	52	43	41	43	6.4	49	16	36	49	49	14	17	28	21	10	7	4	4.3	31																							
NORWICH	346	3	76	77	77	74	86	69	64	64	55	56	56	7.6	29	17	54	55	29	16	19	25	24	8	5	3	4.1	35																							
OLD SAYBROOK	104	5	72	74	77	80	88	77	64	67	60	64	65	7.9	24	18	57	56	24	10	11	18	26	21	9	6	4.9	20																							
ORANGE	159	2	93	87	91	88	94	91	74	82	71	76	76	9.3	11	13	76	61	11	4	9	21	26	23	13	5	5.1	12																							
OXFORD	96	5	75	74	81	71	79	73	59	68	52	55	55	7.4	36	18	46	53	36	8	22	24	13	14	11	3	4.6	31																							
PLAINFIELD	174	6	70	67	74	65	78	61	61	59	41	45	42	6.6	45	17	37	50	45	17	26	29	16	7	3	1	3.8	43																							
PLAINVILLE	155	4	82	76	75	73	83	75	68	62	51	56	61	7.6	29	18	53	55	29	8	16	28	20	16	10	2	4.6	24																							
PLYMOUTH	151	2	65	63	74	70	76	65	62	60	39	42	44	6.6	39	19	42	52	39	15	17	32	21	9	3	3	4.1	32																							
POMFRET	41	6	78	63	83	88	90	88	78	63	49	66	73	8.2	20	17	63	58	20	5	10	23	15	23	21	3	5.1	15																							
PORTLAND	97	5	81	89	84	87	91	82	74	87	78	85	80	9.2	12	19	69	60	12	3	4	22	33	20	11	7	5.3	7																							
PRESTON	38	4	82	84	76	79	82	71	84	76	63	71	66	8.3	24	13	63	57	24	11	16	29	18	21	3	4	4.4	26																							
POTNAM	92	6	59	62	70	68	78	64	46	54	40	45	47	6.3	39	17	43	52	39	12	14	22	23	9	16	3	4.7	26																							
REDDING	84	5	90	82	86	87	94	90	81	88	75	77	80	9.3	11	6	83	62	11	2	14	22	31	12	14	4	4.9	17																							
RIDGEFIELD	272	5	88	84	88	87	91	87	81	84	71	74	73	9.1	15	15	70	60	15	2	7	30	24	17	11	8	5.1	9																							
ROCKY HILL	115	4	75	85	89	83	92	89	74	77	63	72	73	8.7	17	16	68	59	17	1	4	41	21	20	6	7	5.0	5																							
SALEM	47	5	72	74	74	66	72	64	79	85	62	68	66	7.8	32	9	60	54	32	2	21	28	28	13	6	2	4.6	23																							
SALISBURY	24	6	79	92	52	79	92	79	71	75	63	67	79	8.7	8	17	75	61	8	4	8	25	17	29	13	4	5.1	13																							
SCOTLAND	12	6	42	42	67	67	75	67	58	75	50	58	50	6.5	50	8	42	50	50	17	33	25	0	25	0	0	3.8	50																							
SEYMOUR	125	5	78	80	88	81	89	77	66	77	65	57	66	8.3	18	14	69	59	18	7	16	20	22	23	9	2	4.7	23																							
SHARON	17	6	76	71	71	71	82	76	65	82	65	71	35	7.6	24	24	53	58	24	18	29	12	12	24	6	0	4.1	47																							
SHELTON	291	3	80	87	84	82	90	75	68	68	59	59	59	8.1	19	16	65	58	19	5	9	19	23	22	14	8	5.3	14																							
SHERMAN	28	6	86	96	86	96	96	86	86	54	75	68	64	8.8	14	21	64	60	14	4	0	4	18	7	29	39	6.7	4																							
SIMSBURY	259	4	91	88	86	88	95	89	82	84	78	80	83	9.5	13	11	76	61	13	1	5	25	20	19	18	12	5.5	6																							

© 1986 Connecticut State Board of Education. All rights reserved. Printed in U.S.A.

© 1986 Connecticut State Board of Education. All rights reserved. Printed in U.S.A.

0709A3

STATE BY DISTRICT REPORT

CONNECTICUT MASTERY TESTING PROGRAM

GRADE 6

LANGUAGE ARTS

CONNECTICUT MASTERY TESTING PROGRAM														GRADE 5										GRADE 5										GRADE 5																																																																																																																																																																																																																																																																																																																																																																																																																																																																																																																																																																																																																																																																																																																																																																																																																																																																																																																																																																																																																																																																																																																																																																																																																																																																																																																																																																																																																																																																																																																																																																																																																																																																																																																																																																																																																																																																																																																																																																																																																																																																																																																																																																																																																																																																																																																																																																																																																																																																																																																																																																																																																																																																																																																																																																																																																																																																																																																																																																																																																																																																																																																																																																																																																																																																																																																																																																																																																																																																																																																																																																																																																																																																																																																																																																																																																																																																																																																																																																																																																																																																																																																																																																																																																																																																																																																																																																																																																																																																																																																																																																																																																																																																																																																																																																																																																																																																																																																																																																																																																																																																																																																																																																																																																																																																																																																																																																																																																																			
OBJECTIVES TESTED														TOTAL LANGUAGE ARTS	DEGREES OF READING POWER (DRP)	WRITING SAMPLE										PAGE 5																																																																																																																																																																																																																																																																																																																																																																																																																																																																																																																																																																																																																																																																																																																																																																																																																																																																																																																																																																																																																																																																																																																																																																																																																																																																																																																																																																																																																																																																																																																																																																																																																																																																																																																																																																																																																																																																																																																																																																																																																																																																																																																																																																																																																																																																																																																																																																																																																																																																																																																																																																																																																																																																																																																																																																																																																																																																																																																																																																																																																																																																																																																																																																																																																																																																																																																																																																																																																																																																																																																																																																																																																																																																																																																																																																																																																																																																																																																																																																																																																																																																																																																																																																																																																																																																																																																																																																																																																																																																																																																																																																																																																																																																																																																																																																																																																																																																																																																																																																																																																																																																																																																																																																																																																																																																																																																																																																																																																																											
																WRITING MECHANICS		LOCATING INFORMATION	LISTENING COMPREHENSION		READING COMPREHENSION																																																																																																																																																																																																																																																																																																																																																																																																																																																																																																																																																																																																																																																																																																																																																																																																																																																																																																																																																																																																																																																																																																																																																																																																																																																																																																																																																																																																																																																																																																																																																																																																																																																																																																																																																																																																																																																																																																																																																																																																																																																																																																																																																																																																																																																																																																																																																																																																																																																																																																																																																																																																																																																																																																																																																																																																																																																																																																																																																																																																																																																																																																																																																																																																																																																																																																																																																																																																																																																																																																																																																																																																																																																																																																																																																																																																																																																																																																																																																																																																																																																																																																																																																																																																																																																																																																																																																																																																																																																																																																																																																																																																																																																																																																																																																																																																																																																																																																																																																																																																																																																																																																																																																																																																																																																																																																																																																																																																																																																
DATE TESTED: 10-86														capitalization & punctuation										spelling/homonyms/abbreviations										agreement										tone										locating information										notetaking and outlining										literal										inferential and evaluative										literal										inferential										evaluative										Average Number of Objectives Mastered										Below 50										50-55										55+										Average DRP Score										% of Students Needing Further Diagnosis										2										3										4										5										6										7										8										Average Holistic Score										2 of Students Needing Further Diagnosis																																																																																																																																																																																																																																																																																																																																																																																																																																																																																																																																																																																																																																																																																																																																																																																																																																																																																																																																																																																																																																																																																																																																																																																																																																																																																																																																																																																																																																																																																																																																																																																																																																																																																																																																																																																																																																																																																																																																																																																																																																																																																																																																																																																																																																																																																																																																																																																																																																																																																																																																																																																																																																																																																																																																																																																																																																																																																																																																																																																																																																																																																																																																																																																																																																																																																																																																																																																																																																																																																																																																																																																																																																																																																																																																																																																																																																																																																																																																																																																																																																																																																																																																																																																																																																																																																																																																																																																																																																																																																																																																																																																																																																																																																																																																																																																																																																																																																																																																																																																																																																																																																																																																																																																													
														MASTERY CRITERIA (# CORRECT/ # POSSIBLE)														9/12										7/9										11/15										3/4										8/11										3/5										4/6										10/14										6/8										10/14										10/14																																																																																																																																																																																																																																																																																																																																																																																																																																																																																																																																																																																																																																																																																																																																																																																																																																																																																																																																																																																																																																																																																																																																																																																																																																																																																																																																																																																																																																																																																																																																																																																																																																																																																																																																																																																																																																																																																																																																																																																																																																																																																																																																																																																																																																																																																																																																																																																																																																																																																																																																																																																																																																																																																																																																																																																																																																																																																																																																																																																																																																																																																																																																																																																																																																																																																																																																																																																																																																																																																																																																																																																																																																																																																																																																																																																																																																																																																																																																																																																																																																																																																																																																																																																																																																																																																																																																																																																																																																																																																																																																																																																																																																																																																																																																																																																																																																																																																																																																																																																																																																																																																																																																																																																																																																																																																																																																					

CONNECTICUT MASTERY TESTING PROGRAM

STATE BY DISTRICT REPORT

GRADE 6

LANGUAGE ARTS

CONNECTICUT MASTERY TESTING PROGRAM										GRADE 6				LANGUAGE ARTS																
OBJECTIVES TESTED										TOTAL LANGUAGE ARTS	DEGREES OF READING POWER (DRP)	WRITING SAMPLE								PAGE 6										
WRITING MECHANICS		LOCATING INFORMATION		LISTENING COMPREHENSION		READING COMPREHENSION																								
DATE TESTED: 10-86										Average Number of Objectives Mastered		Below 50		50-55		56+		Average DRP Score		% of Students Needing Further Diagnosis		Average Holistic Score		% of Students Needing Further Diagnosis						
										2		3		4		5		6		7		8		Average Holistic Score		% of Students Needing Further Diagnosis				
MASTERY CRITERIA (# CORRECT/ # POSSIBLE)										9/12	7/9	11/15	3/4	8/11	3/5	4/6	10/14	6/8	10/14	10/14										
DISTRICT		# OF STUDENTS TESTED		TOC		SCORES REPRESENT THE PERCENT OF STUDENTS MASTERING EACH OBJECTIVE																								
HILLINGTON		69	5	68	70	87	84	88	83	74	70	58	62	59	8.0	25	14	61	57	25	1	10	26	35	19	7	1	4.9	13	
WILTON		202	4	78	81	90	90	91	90	85	86	74	82	84	9.3	14	12	74	60	14	3	11	20	23	16	15	10	5.3	14	
WINCHESTER		108	6	67	69	76	84	87	75	81	66	61	56	57	7.8	29	21	50	55	25	12	22	23	25	8	6	3	4.2	39	
HINDHAM		172	6	59	59	70	70	80	61	55	51	43	40	46	6.4	44	19	36	50	44	19	19	22	20	10	6	3	4.1	38	
HINDSOR		263	2	70	79	79	77	84	79	78	74	70	65	67	8.2	24	14	61	57	24	3	10	31	23	20	8	6	4.9	13	
HINDSOR LOCKS		119	4	80	85	82	79	90	86	65	67	50	58	52	7.9	29	13	58	55	29	13	17	30	20	12	6	3	4.3	24	
HOLCOTT		150	2	83	78	85	85	91	80	72	69	63	66	66	8.4	19	18	63	57	19	4	8	31	28	18	9	3	4.8	12	
WOODBIDGE		97	4	80	82	86	81	88	88	80	82	69	70	69	8.8	22	21	57	56	22	1	7	12	21	27	16	15	5.8	8	
WOODSTOCK		59	6	81	81	88	90	95	83	73	80	68	68	78	8.8	10	27	63	60	10	5	12	19	15	10	25	14	5.4	17	
REGIONAL NO. 6		57	6	89	82	82	82	89	91	67	79	61	72	81	8.8	18	19	63	58	18	4	9	21	23	21	11	11	5.3	13	
REGIONAL NO. 10		162	5	76	77	88	88	91	86	73	77	67	66	69	8.6	19	17	65	58	19	2	6	15	23	30	16	9	5.6	7	
REGIONAL NO. 12		69	6	90	84	94	90	99	88	84	87	72	83	77	9.5	12	12	77	61	12	4	18	16	16	19	18	7	5.2	23	
REGIONAL NO. 13		113	5	78	68	83	82	89	82	73	74	63	67	59	8.2	23	16	61	56	23	8	11	32	21	9	13	6	4.8	19	
REGIONAL NO. 14		108	4	83	81	83	89	87	77	83	77	63	69	69	8.6	19	16	66	58	19	3	9	14	14	26	13	16	5.5	13	
REGIONAL NO. 15		213	4	84	85	92	88	93	85	81	83	71	76	72	9.1	15	13	71	60	15	2	6	14	20	20	22	11	5.6	8	
REGIONAL NO. 16		156	4	75	69	75	78	87	77	70	70	43	52	60	7.6	31	17	52	55	31	11	16	18	26	15	11	4	4.7	27	
REGIONAL NO. 17		128	6	72	73	80	70	91	80	73	77	69	61	68	8.1	27	16	57	55	27	11	13	20	16	18	12	4	4.9	24	
REGIONAL NO. 18		105	6	80	75	89	85	88	83	85	80	69	68	68	8.6	22	13	65	58	22	5	11	25	25	16	10	8	5.0	16	
© 1988 Connecticut State Board of Education. All rights reserved. Printed In U.S.A.																														

© 1986 Connecticut State Board of Education. All rights reserved. Printed in U.S.A.

0709A3

STATE BY DISTRICT REPORT

CONNECTICUT MASTERY TESTING PROGRAM

GRADE 6

LANGUAGE ARTS

CONNECTICUT MASTERY TESTING PROGRAM														GRADE 6										PAGE 7																																																																																																																																																																																																																																																																																																																																																																																																																																																																																																																																																																																																																																																																																																																																																																																																																																																																																																																																																																																																																																																			
DATE TESTED: 10-86														OBJECTIVES TESTED										TOTAL LANGUAGE ARTS	DEGREES OF READING POWER (DRP) *	WRITING SAMPLE								PAGE																																																																																																																																																																																																																																																																																																																																																																																																																																																																																																																																																																																																																																																																																																																																																																																																																																																																																																																																																																																																																																									
														WRITING MECHANICS		LOCATING INFORMATION		LISTENING COMPREHENSION		READING COMPREHENSION		TOTAL LANGUAGE ARTS		DEGREES OF READING POWER (DRP) *		WRITING SAMPLE								PAGE																																																																																																																																																																																																																																																																																																																																																																																																																																																																																																																																																																																																																																																																																																																																																																																																																																																																																																																																																																																																																																									
														capitalization & punctuation		spelling/phonogram/abbreviations		agreement		tone		locating information		notetaking and outlining		literal		inferential and evaluative		literal		inferential		evaluative		Average Number of Objectives Mastered		Below 50		50-55		56+		Average DRP Score		% of Students Needing Further Diagnosis		2		3		4		5		6		7		8		Average Holistic Score		% of Students Needing Further Diagnosis																																																																																																																																																																																																																																																																																																																																																																																																																																																																																																																																																																																																																																																																																																																																																																																																																																																																																																																																																																																																											
MASTERY CRITERIA (# CORRECT / # POSSIBLE)														9/12		7/9		11/15		3/4		8/11		3/5		4/8		10/14		6/8		10/14		10/14																																																																																																																																																																																																																																																																																																																																																																																																																																																																																																																																																																																																																																																																																																																																																																																																																																																																																																																																																																																																																																									

© 1986 Connecticut State Board of Education. All rights reserved. Printed in U.S.A.

*DRP TOTALS DO NOT INCLUDE EAST WINDSOR OR WEST HAVEN DATA

0301A3

APPENDIX J

Type of Community Classifications

TYPE OF COMMUNITY

- TOC 1 = LARGE CITY - a town with a population of more than 100,000.
- TOC 2 = FRINGE CITY - a town contiguous with a large city, and with a population over 10,000.
- TOC 3 = MEDIUM CITY - a town with a population between 25,000 and 100,000 and not a Fringe City.
- TOC 4 = SMALL TOWN (Suburban) - a town within an SMSA* with a population of less than 25,000, not a Fringe City.
- TOC 5 = SMALL TOWN (Emerging Suburban) - a town with a population of less than 25,000 included in what was a proposed 1980 SMSA but not included in a 1970 SMSA.
- TOC 6 = SMALL TOWN (Rural) - a town not included in an SMSA, with a population of less than 25,000.

*Standard Metropolitan Statistical Area

APPENDIX K

Student Participation Rates

PARTICIPATION RATES FOR SIXTH-GRADE STUDENTS BY DISTRICT
SCHOOL YEAR 1986-1987

1

DISTRICT	TOTAL SIXTH-GRADE POPULATION	STUDENTS ELIGIBLE FOR TESTING	PERCENT OF STUDENT POP EXEMPT FROM TESTING	PERCENT OF ELIGIBLE STUDENTS TESTED			
				MATHEMATICS	LANGUAGE ARTS	WRITING	READING
ANDOVER	25	25	0.0	100.0	100.0	100.0	100.0
ANSONIA	162	157	3.1	99.4	98.1	100.0	98.7
ASHFORD	37	37	0.0	100.0	100.0	100.0	100.0
AVON	134	131	2.2	100.0	100.0	100.0	100.0
BARKHAMSTED	33	33	0.0	100.0	100.0	100.0	100.0
BERLIN	171	164	4.1	100.0	100.0	100.0	100.0
BETHANY	69	67	2.9	100.0	100.0	100.0	100.0
BETHEL	224	220	1.8	100.0	99.5	100.0	100.0
BLOOMFIELD	195	189	3.1	98.9	98.9	98.3	99.5
BOLTON	57	53	7.0	96.2	96.2	96.2	96.2
BOZRAH	27	27	0.0	100.0	100.0	100.0	100.0
BRANFORD	224	218	2.7	96.3	98.2	100.0	100.0
BRIDGEPORT	1400	1231	12.1	96.3	95.0	98.3	97.7
BRISTOL	478	478	0.0	99.4	99.2	99.6	99.8
BROOKFIELD	181	177	2.2	100.0	99.4	100.0	99.4
BROOKLYN	67	66	1.5	100.0	100.0	100.0	100.0
CANAAN	8	8	0.0	100.0	100.0	100.0	100.0
CANTERBURY	63	52	1.6	100.0	96.8	100.0	96.8
CANTON	90	88	2.2	100.0	100.0	100.0	100.0
CHAPLIN	32	29	9.4	100.0	100.0	100.0	100.0
CHESHIRE	294	291	1.0	100.0	100.0	100.0	100.0
CHESTER	37	37	0.0	100.0	100.0	100.0	100.0
CLINTON	174	167	4.0	97.6	97.0	98.8	99.4
COLCHESTER	125	118	5.6	99.2	99.2	99.2	99.2
COLEBROOK	8	8	0.0	100.0	100.0	100.0	100.0
COLUMBIA	53	50	5.7	100.0	100.0	98.0	100.0
CORNWALL	5	5	0.0	100.0	100.0	100.0	100.0
COVINGTON	97	93	4.1	100.0	100.0	100.0	100.0
CROMWELL	90	86	4.4	100.0	100.0	100.0	100.0
DANBURY	549	517	5.8	94.8	94.8	94.6	94.8
DARLEN	202	183	9.4	100.0	99.5	100.0	100.0
DEEP RIVER	45	45	0.0	100.0	100.0	97.8	100.0
DERBY	74	74	0.0	98.6	98.6	100.0	98.6
EASTFORD	11	11	0.0	100.0	100.0	100.0	100.0
EAST GRANBY	43	43	0.0	100.0	100.0	100.0	100.0
EAST HADDAM	79	79	0.0	100.0	100.0	100.0	100.0
EAST HAMPTON	101	97	4.0	100.0	100.0	100.0	100.0
EAST HARTFORD	361	338	6.4	100.0	100.0	100.0	100.0
EAST HAVEN	176	154	12.5	99.4	99.4	100.0	99.4
EAST LYME	177	177	0.0	99.4	98.3	99.4	98.3
EASTON	88	82	6.8	100.0	100.0	100.0	100.0
EAST WINDSOR	98	92	6.1	95.7	94.6	96.7	97.8
ELLINGTON	133	119	10.5	100.0	100.0	100.0	100.0
ENFIELD	397	394	0.8	100.0	99.2	100.0	100.0
ESSEX	41	40	2.4	100.0	100.0	100.0	100.0
FAIRFIELD	450	429	4.7	98.6	96.5	97.4	97.0
FARMINGTON	166	156	6.0	100.0	99.4	100.0	100.0
FRANKLIN	19	19	0.0	100.0	100.0	100.0	100.0
GLASTONBURY	333	321	3.6	99.1	99.1	100.0	99.4
GRANBY	112	111	0.9	100.0	100.0	100.0	100.0
GREENWICH	423	414	2.1	100.0	100.0	100.0	100.0
GRISWOLD	120	112	6.7	98.2	97.3	100.0	97.3
GROTON	376	370	1.6	98.6	97.8	98.9	98.4

PARTICIPATION RATES FOR SIXTH-GRADE STUDENTS BY DISTRICT
SCHOOL YEAR 1986-1987

2

DISTRICT	TOTAL SIXTH-GRADE POPULATION	STUDENTS ELIGIBLE FOR TESTING	PERCENT OF STUDENT POP EXEMPT FROM TESTING	PERCENT OF ELIGIBLE STUDENTS TESTED				
				MATHEMATICS	LANGUAGE ARTS	WRITING	READING	
GUILFORD	239	231	3.3	100.0	100.0	100.0	100.0	
HAMDEN	328	328	0.0	99.4	99.4	99.4	99.1	
HAMPTON	19	16	15.8	100.0	100.0	100.0	100.0	
HARTFORD	1692	1445	14.6	97.3	96.3	99.0	97.4	
HARTLAND	24	24	0.0	100.0	95.8	100.0	100.0	
HEBRON	78	75	3.8	100.0	97.3	100.0	98.7	
KENT	37	33	10.8	97.0	97.0	100.0	100.0	
KILLINGLY	197	197	0.0	100.0	97.0	98.0	97.0	
LEBANON	86	83	3.5	96.4	98.8	100.0	100.0	
LEDYARD	217	209	3.7	99.5	99.5	99.0	99.0	
LISBON	45	43	4.4	97.7	97.7	97.7	97.7	
LITCHFIELD	89	88	1.1	96.6	96.6	100.0	98.9	
MADISON	189	184	2.6	99.5	97.8	99.5	99.5	
MANCHESTER	498	476	4.4	99.4	99.4	100.0	100.0	
MANSFIELD	110	108	1.8	100.0	100.0	100.0	99.1	
MARLBOROUGH	81	80	1.2	100.0	100.0	100.0	100.0	
MERIDEN	498	436	12.4	98.9	98.2	100.0	99.1	
MIDDLETOWN	301	298	1.0	99.3	100.0	100.0	100.0	
MILFORD	449	449	0.0	98.9	98.2	99.1	98.4	
MONROE	252	245	2.8	98.0	99.2	99.6	99.2	
MONTVILLE	195	191	2.1	99.5	98.4	99.5	99.5	
NAUGATUCK	350	326	6.9	97.5	97.2	99.1	98.5	
NEW BRITAIN	512	428	16.4	96.3	96.0	99.8	97.9	
NEW CANAAN	198	198	0.0	99.5	100.0	100.0	100.0	
NEW FAIRFIELD	171	166	2.9	100.0	78.3	100.0	100.0	
NEW HARTFORD	64	63	1.6	100.0	98.4	100.0	98.4	
NEW HAVEN	1124	1004	10.7	100.0	99.3	100.0	100.0	
NEHINGTON	268	265	1.1	100.0	100.0	100.0	100.0	
NEW LONDON	243	232	4.5	99.6	98.7	99.6	98.7	
NEW MILFORD	337	321	4.7	99.7	99.4	99.7	99.7	
NEWTOWN	237	228	3.8	99.1	99.1	99.6	99.1	
NORFOLK	13	13	0.0	100.0	100.0	100.0	100.0	
NORTH BRANFORD	175	174	0.6	100.0	100.0	100.0	100.0	
NORTH CANAAN	38	34	10.5	100.0	100.0	100.0	100.0	
NORTH HAVEN	239	218	8.8	100.0	100.0	100.0	100.0	
NORTH STONINGTON	68	66	2.9	100.0	100.0	100.0	100.0	
NORWALK	666	640	3.9	98.1	97.2	100.0	98.6	
NORWICH	361	347	3.9	98.8	98.6	99.7	99.1	
OLD SAYBROOK	104	102	1.9	100.0	100.0	100.0	100.0	
ORANGE	162	159	1.9	98.1	97.5	98.7	99.4	
OXFORD	100	94	6.0	100.0	100.0	100.0	100.0	
PLAINFIELD	187	177	5.3	98.3	98.3	100.0	98.3	
PLAINVILLE	156	154	1.3	99.4	100.0	100.0	98.7	
PLYMOUTH	160	153	4.4	98.7	98.7	98.7	98.7	
POMFRET	42	41	2.4	100.0	100.0	97.6	100.0	
PORTLAND	97	97	0.0	100.0	100.0	100.0	100.0	
PRESTON	38	38	0.0	100.0	100.0	100.0	100.0	
PUTNAM	94	92	2.1	98.9	95.7	100.0	100.0	
REDDING	93	84	9.7	98.8	100.0	100.0	100.0	
RIDGEFIELD	276	274	0.7	98.9	99.3	99.3	99.3	
ROCKY HILL	119	115	3.4	99.1	98.3	100.0	99.1	
SALEM	47	47	0.0	100.0	100.0	100.0	100.0	
SALISBURY	30	24	20.0	100.0	100.0	100.0	100.0	

137

138

PARTICIPATION RATES FOR SIXTH-GRADE STUDENTS BY DISTRICT
SCHOOL YEAR 1986-1987

3

DISTRICT	TOTAL SIXTH-GRADE POPULATION	STUDENTS ELIGIBLE FOR TESTING	PERCENT OF STUDENT POP EXEMPT FROM TESTING	PERCENT OF ELIGIBLE STUDENTS TESTED			
				MATHEMATICS	LANGUAGE ARTS	WRITING	READING
SCOTLAND	15	13	13.3	100.0	92.3	92.3	92.3
SEYMOUR	126	125	0.8	100.0	99.2	100.0	100.0
SHARON	18	17	5.6	100.0	100.0	100.0	100.0
SHELTON	307	291	5.2	99.0	99.0	99.7	100.0
SHERMAN	29	28	3.4	100.0	100.0	100.0	100.0
SIMSBURY	262	259	1.1	100.0	99.2	100.0	99.6
SOMERS	90	87	3.3	98.9	98.9	100.0	100.0
SOUTHINGTON	479	457	4.6	99.6	99.6	99.8	99.6
SOUTH WINDSOR	254	254	0.0	100.0	100.0	100.0	100.0
SPRAGUE	37	33	10.8	100.0	100.0	100.0	100.0
STAFFORD	115	103	10.4	100.0	100.0	100.0	100.0
STAMFORD	774	726	6.2	98.5	97.5	99.6	98.5
STERLING	20	19	5.0	100.0	100.0	100.0	100.0
STONINGTON	169	158	6.5	100.0	100.0	100.0	100.0
STRATFORD	397	370	6.8	100.0	100.0	100.0	100.0
SUFFIELD	137	137	0.0	99.3	100.0	100.0	100.0
THOMASTON	63	63	0.0	100.0	100.0	100.0	100.0
THOMPSON	82	71	13.4	98.6	98.6	98.6	98.6
TOLLAND	160	160	0.0	100.0	100.0	100.0	100.0
TORRINGTON	283	264	6.7	100.0	100.0	100.0	100.0
TRUMBULL	340	340	0.0	99.7	99.7	100.0	99.4
UNION	7	7	0.0	100.0	100.0	100.0	100.0
VERNON	303	295	2.6	100.0	100.0	100.0	100.0
VOLUNTOWN	26	22	15.4	90.9	95.5	100.0	95.5
WALLINGFORD	440	403	8.4	98.8	99.0	99.3	99.3
WATERBURY	956	889	7.0	97.1	97.2	98.9	99.3
WATERFORD	161	155	3.7	100.0	100.0	100.0	100.0
WATERTOWN	201	169	15.9	100.0	100.0	100.0	100.0
WESTBROOK	54	52	3.7	100.0	100.0	100.0	100.0
WEST HARTFORD	543	526	4.0	99.8	99.8	100.0	100.0
WEST HAVEN	417	375	10.1	99.7	99.2	99.5	100.0
WESTON	105	104	1.0	100.0	99.0	100.0	100.0
WESTPORT	222	210	5.4	99.5	96.2	100.0	98.6
WETHERSFIELD	236	221	6.4	100.0	100.0	100.0	100.0
WILLINGTON	74	71	4.1	100.0	97.2	97.2	97.2
WILTON	204	202	1.0	99.5	99.0	100.0	100.0
WINCHESTER	119	111	6.7	95.5	95.5	100.0	97.3
WINDHAM	209	183	12.4	91.3	90.7	95.6	93.4
WINDSOR	263	263	0.0	100.0	98.9	100.0	100.0
WINDSOR LOCKS	113	112	0.9	100.0	100.0	100.0	100.0
WOLCOTT	153	150	2.0	100.0	100.0	100.0	100.0
WOODBIDGE	97	97	0.0	100.0	99.0	100.0	99.0
WOODSTOCK	60	59	1.7	100.0	100.0	100.0	100.0
REGION VI	60	56	6.7	100.0	100.0	100.0	100.0
REGION X	172	172	0.0	94.2	94.2	94.2	93.6
REGION XII	70	69	1.4	100.0	100.0	100.0	100.0
REGION XIII	113	113	0.0	100.0	100.0	100.0	100.0
REGION XIV	118	108	8.5	100.0	100.0	100.0	100.0
REGION XV	223	208	6.7	100.0	100.0	100.0	100.0
REGION XVI	159	156	1.9	100.0	100.0	100.0	100.0
REGION XVII	135	131	3.0	97.7	97.7	97.7	97.7
REGION XVIII	111	108	2.7	97.2	97.2	97.2	97.2

Connecticut State Department of Education

Program and Support Services

Lorraine M. Aronson
Deputy Commissioner

Office of Research and Evaluation

Pascal D. Forgione, Jr., Chief

Douglas A. Rindone
Education Consultant

Peter Behuniak
Education Consultant

William Congero
Education Service Specialist

Christina D. Danoff
Program Assistant, Mastery Testing

Division of Curriculum and Professional Development

Betty J. Sternberg, Director

Betsy Carter
Steven Leinwand
Mathematics Consultants

Robert Kinder
Mary Weinland
Reading/Language Arts Consultants

