

DOCUMENT RESUME

ED 145 964

PS 009 650

TITLE Safety Requirements for Home Playground Equipment.  
(Voluntary Product Standard PS 66-75).

INSTITUTION American National Standards Inst., Inc., New York,  
N.Y.

SPONS AGENCY National Bureau of Standards (DOC), Washington,  
D.C.

PUB DATE 76

NOTE 18p.

AVAILABLE FROM Superintendent of Documents, U.S. Government Printing  
Office, Washington, D.C. 20402 (SD Catalog No.  
C13.20/2:66.75, \$0.45)

EDRS PRICE MF-\$0.83 HC-\$1.67. Plus Postage.

DESCRIPTORS Children; \*Consumer Protection; \*Equipment Standards;  
\*Playgrounds; \*Safety; \*Standards

ABSTRACT

This document presents the National Bureau of Standards safety requirements for home playground equipment intended for use by children 2 through 10 years old. The requirements are concerned with the design and performance of the units and their components, the structural integrity of the units and their components during and after exposure to static loads, and the instructions and information to be enclosed with the equipment. The requirements together constitute a Voluntary Product Standard, PS 66-75, which is intended to represent a consensus among producers, consumers and other interested parties but which is not necessarily legally enforceable. (Author/SB)

\*\*\*\*\*  
 \* Documents acquired by ERIC include many informal unpublished. \*  
 \* materials not available from other sources. ERIC makes every effort \*  
 \* to obtain the best copy available. Nevertheless, items of marginal \*  
 \* reproducibility are often encountered and this affects the quality \*  
 \* of the microfiche and hardcopy reproductions ERIC makes available \*  
 \* via the ERIC Document Reproduction Service (EDRS). EDRS is not \*  
 \* responsible for the quality of the original document. Reproductions \*  
 \* supplied by EDRS are the best that can be made from the original. \*  
 \*\*\*\*\*



U.S. DEPARTMENT OF HEALTH,  
EDUCATION & WELFARE  
NATIONAL INSTITUTE OF  
EDUCATION

THIS DOCUMENT HAS BEEN REPRO-  
DUCED EXACTLY AS RECEIVED FROM  
THE PERSON OR ORGANIZATION ORIGIN-  
ATING IT. POINTS OF VIEW OR OPINIONS  
STATED DO NOT NECESSARILY REPRESENT OFFICIAL NATIONAL INSTITUTE OF  
EDUCATION POSITION OR POLICY.

# Voluntary Product Standard

PS

## PS 66-75

U.S. DEPARTMENT OF COMMERCE / National Bureau of Standards

### SAFETY REQUIREMENTS FOR HOME PLAYGROUND EQUIPMENT

American National Standards Institute

ED145964

PS 009650

## NATIONAL BUREAU OF STANDARDS

The National Bureau of Standards<sup>1</sup> was established by an act of Congress March 3, 1901. The Bureau's overall goal is to strengthen and advance the Nation's science and technology and facilitate their effective application for public benefit. To this end, the Bureau conducts research and provides: (1) a basis for the Nation's physical measurement system, (2) scientific and technological services for industry and government, (3) a technical basis for equity in trade, and (4) technical services to promote public safety. The Bureau consists of the Institute for Basic Standards, the Institute for Materials Research, the Institute for Applied Technology, the Institute for Computer Sciences and Technology, and the Office for Information Programs.

**THE INSTITUTE FOR BASIC STANDARDS** provides the central basis within the United States of a complete and consistent system of physical measurement, coordinates that system with measurement systems of other nations, and furnishes essential services leading to accurate and uniform physical measurements throughout the Nation's scientific community, industry, and commerce. The Institute consists of the Office of Measurement Services, the Office of Radiation Measurement and the following Center and divisions:

Applied Mathematics — Electricity — Mechanics — Heat — Optical Physics — Center for Radiation Research Nuclear Sciences; Applied Radiation — Laboratory Astrophysics<sup>2</sup> — Cryogenics — Electromagnetics — Time and Frequency

**THE INSTITUTE FOR MATERIALS RESEARCH** conducts materials research leading to improved methods of measurement, standards, and data on the properties of well-characterized materials needed by industry, commerce, educational institutions, and Government, provides advisory and research services to other Government agencies; and develops, produces, and distributes standard reference materials. The Institute consists of the Office of Standard Reference Materials, the Office of Air and Water Measurement, and the following divisions:

Analytical Chemistry — Polymers — Metallurgy — Inorganic Materials — Reactor Radiation — Physical Chemistry

**THE INSTITUTE FOR APPLIED TECHNOLOGY** provides technical services to promote the use of available technology and to facilitate technological innovation in industry and Government, cooperates with public and private organizations leading to the development of technological standards (including mandatory safety standards), codes and methods of test, and provides technical advice and services to Government agencies upon request. The Institute consists of the following divisions and Centers:

Standards Application and Analysis — Electronic Technology — Center for Consumer Product Technology. Product Systems Analysis; Product Engineering — Center for Building Technology: Structures, Materials, and Life Safety, Building Environment, Technical Evaluation and Application — Center for Fire Research: Fire Science; Fire Safety, Engineering.

**THE INSTITUTE FOR COMPUTER SCIENCES AND TECHNOLOGY** conducts research and provides technical services designed to aid Government agencies in improving cost effectiveness in the conduct of their programs through the selection, acquisition, and effective utilization of automatic data processing equipment; and serves as the principal focus within the executive branch for the development of Federal standards for automatic data processing equipment, techniques, and computer languages. The Institute consists of the following divisions:

Computer Services — Systems and Software — Computer Systems Engineering — Information Technology

**THE OFFICE FOR INFORMATION PROGRAMS** promotes optimum dissemination and accessibility of scientific information generated within NBS and other agencies of the Federal Government; promotes the development of the National Standard Reference Data System and a system of information analysis, centers dealing with the broader aspects of the National Measurement System, provides appropriate services to ensure that the NBS staff has optimum accessibility to the scientific information of the world. The Office consists of the following organizational units:

Office of Standard Reference Data — Office of Information Activities — Office of Technical Publications — Library — Office of International Relations — Office of International Standards.

<sup>1</sup> Headquarters and Laboratories at Gaithersburg, Maryland, unless otherwise noted, mailing address Washington, D C. 20234.

<sup>2</sup> Located at Boulder, Colorado 80302.

ED145264

U.S. DEPARTMENT OF COMMERCE, Elliot L. Richardson, *Secretary*

Edward O. Vetter, *Under Secretary*

Dr. Betsy Ancker-Johnson, *Assistant Secretary for Science and Technology*

NATIONAL BUREAU OF STANDARDS, Ernest Ambler, *Acting Director*

## **Voluntary Product Standard PS 66-75**

### **Safety Requirements for Home Playground Equipment**

Approved by the American National Standards Institute on  
May 20, 1976, as American National Standard Z 304.1-1975

#### **Abstract**

This Voluntary Product Standard provides safety requirements for various types of home playground equipment intended for use by children aged from 2 through 10 years. The requirements are concerned with the design and performance of the units and their components, the structural integrity of the units and their components during and after exposure to static loads, and the instructions and information to be enclosed with the equipment. Methods of identifying products which comply with this standard are given.

**Key words:** Home playground equipment, safety of; jungle gyms, safety of; playground equipment, safety of; safety of home playground equipment; slides, safety of; swing sets, safety of.

Nat. Bur. Stand. (U.S.), Prod. Stand. 66-75, 14 pages (July 1976)  
CODEN: XNPSAX

For sale by the Superintendent of Documents, U.S. Government Printing Office, Washington, D.C. 20402  
(Order by SD Catalog No. C13.20/2:66.75). Price, 45 cents (Add 25 percent additional for other than U.S. mailing.)

PS 009650

# VOLUNTARY PRODUCT STANDARDS

*Voluntary Product Standards* are developed under procedures published by the Department of Commerce in Part 10, Title 15, of the Code of Federal Regulations. The purpose of the standards is to establish nationally recognized requirements for products, and to provide all concerned interests with a basis for common understanding of the characteristics of the products. The National Bureau of Standards administers the Voluntary Product Standards program as a supplement to the activities of the private sector standardizing organizations.

## Establishment of a VOLUNTARY PRODUCT STANDARD

The role of the National Bureau of Standards in the establishment of a *Voluntary Product Standard* is to (1) act as an unbiased coordinator in the development of the standard, (2) provide editorial assistance in the preparation of the standard, (3) supply such assistance and review as is required to assure the technical soundness of the standard, (4) seek satisfactory adjustment of valid points of disagreement, (5) determine the compliance with the criteria of the Department's procedures, (6) provide secretarial functions for each committee appointed under the Department's procedures, and (7) publish the standard as a public document.

Producers, distributors, users, consumers, and other interested groups contribute to the establishment of a *Voluntary Product Standard* by (1) initiating and participating in the development of the standard, (2) providing technical or other related counsel as appropriate relating to the standard, (3) promoting the use of and support for the standard, and (4) assisting in keeping the standard current with respect to advancing technology and marketing practices.

## Use of a VOLUNTARY PRODUCT STANDARD

The use of a *Voluntary Product Standard* is voluntary; the National Bureau of Standards has no regulatory power in the enforcement of the provisions of the standards. However, since the standards represent a consensus of all interested groups, their provisions are likely to become established as trade customs. In addition, when a standard is made a part of a legal document, such as a sales contract or code, compliance with the standard is enforceable.

The benefits derived from *Voluntary Product Standards* are in direct proportion to their general recognition and actual use. Producers and distributors whose products meet the requirements of a Voluntary Product Standard may refer to the standard in advertising and on labels to promote greater public understanding of or confidence in their products. Purchasers may order products conforming to the requirements of the Standards.

For copies of the *Voluntary Product Standards* procedures or for more information concerning the development and use of these standards, you may write to: Standards Development Services Section, National Bureau of Standards; Washington, D.C. 20234.

# Contents

	Page
1. Purpose -----	1
2. Scope -----	1
3. Definitions -----	1
4. Requirements -----	2
4.1. General -----	2
4.1.1. Conditioning -----	2
4.1.2. Paint toxicity -----	5
4.1.3. Edges, points, and surfaces -----	5
4.1.4. Pinch, crush, and shear points -----	6
4.1.5. Acute angles -----	6
4.1.6. Spacing -----	6
4.1.7. Hardware -----	7
4.1.8. Enclosed openings -----	7
4.2. Swings -----	7
4.3. Hanger and bearing assemblies -----	7
4.4. Minimum ground clearance -----	8
4.5. Slides -----	8
4.5.1. Slide ladders -----	8
4.5.2. Stability of free-standing slides -----	8
4.6. Pendulum see-saws -----	8
4.7. Swing set stability -----	8
4.8. Vertical members -----	8
4.9. Structural integrity -----	8
4.9.1. Rungs, steps, and horizontal supporting members -----	8
4.9.2. Top support bar -----	9
4.9.3. Individual suspended units -----	9
4.9.4. Slides -----	9
4.9.5. Rockers -----	9
4.9.6. Merry-go-rounds -----	9
4.9.7. Climbing towers/jungle gyms -----	9
4.10. Instructions and Information -----	9
4.10.1. Information on manufacturer or distributor -----	9
4.10.2. Installation instructions and information -----	9
4.10.3. Operating instructions -----	10
4.10.4. Maintenance instructions -----	10
4.10.5. Disposal instructions -----	10
4.11. Packaging -----	10
5. Effective Date and Identification -----	10
6. History of Project -----	11
7. Standing Committee -----	11

# Safety Requirements for Home Playground Equipment

Effective October 1, 1976 (See section 5.)

(This Standard, which was initiated by the National Association of Children's Home Playground Manufacturers, Inc., has been developed under the *Procedures for the Development of Voluntary Product Standards* of the U.S. Department of Commerce.)

## 1. PURPOSE

The purpose of this Voluntary Product Standard is to establish nationally recognized safety requirements for home playground equipment and to provide a basis for common understanding among producers, distributors, and users of these products.

## 2. SCOPE

This Voluntary Product Standard provides safety requirements for various types of home playground equipment intended for use by children aged from 2 through 10 years. The types illustrated in figure 1 are examples, and the illustrations are not intended to limit the variety or various combinations of equipment that are covered by this Standard. Methods of identifying products which comply with this Standard are given. This Standard is not intended to apply to equipment to be used in places of public assembly such as schools, nurseries, day care centers, and parks.

*Note:* As an aid in correlating U.S. Customary Units to metric units, conversion factors for the units used in this Standard are given below:

1 inch	= 25.4 millimeters
1 foot	= 304.8 millimeters
1 pound (mass)	= 0.4536 kilogram
1 pound (force)	= 4.448 newtons

## 3. DEFINITIONS

For the purposes of this Standard, the following definitions shall apply:

**3.1. Anchors**—Anchors are accessories used to minimize possible tipping of the playground equipment, or lifting of the support legs during normal use or reasonably foreseeable abuse.

**3.2. Edge, sharp**<sup>1</sup>—A sharp edge is defined as an edge that can cut a child's skin during normal use or reasonably foreseeable abuse of the playground equipment. Such an edge is subjectively judged as sharp if it appears sharp to the casual observer.

**3.3. Handrail**—A handrail is the structural member which helps a child steady himself. As used in this Standard, a handrail is the structural member at the top of a slide (examples can be seen in (a) and (b) of fig. 1) which helps a child steady himself while he sits down.

**3.4. Normal use**—Normal use of playground equipment is defined as those safe modes which conform to the instructions that accompany the equipment, or have been established by tradition or custom.

**3.5. Point, sharp**<sup>2</sup>—A sharp point is one that can puncture or lacerate a child's skin during normal use or reasonably foreseeable abuse of the

<sup>1</sup> This subjective definition may be superseded by a test method which has been proposed covering sharp edges and which may be promulgated by the Consumer Product Safety Commission (CPSC) as a mandatory test method. This test method proposed by CPSC was published in the Federal Register on January 7, 1975, under Section 1500.47 of Title 16 of the Code of Federal Regulations. Information on the availability of this device used in this test method can be obtained from the Office of the Secretary, CPSC, 1750 K Street, N.W., Washington, D.C. 20207. Also, Underwriters Laboratories, Electrical Standards Department, Inc., has developed a sharp edge tester; information on this test device can be obtained from Underwriters Laboratories, Electrical Standards Department, 1285 Walt Whitman Road, Melville, NY 11746. Unless CPSC makes a test method mandatory, neither the test method proposed by CPSC nor the device developed by Underwriters Laboratories is currently required by this Standard.

<sup>2</sup> This subjective definition may be superseded by a test method which has been proposed covering sharp points and which may be promulgated by the CPSC as a mandatory test method. This test method proposed by CPSC was published in the Federal Register on January 7, 1975, under section 1500.48 of Title 16 of the Code of Federal Regulations. Information on the availability of this device used in this test method can be obtained from the Office of the Secretary, CPSC, 1750 K Street, N.W., Washington, D.C. 20207. Unless CPSC makes a test method mandatory, this test method is currently not required by this Standard.

playground equipment. Such a point is subjectively judged as sharp if it appears sharp to the casual observer:

**3.6. Reasonably foreseeable abuse**—Reasonably foreseeable abuse is defined as those unsafe play modes which are reasonably foreseeable. Examples include a child in the way of a moving swinging element, and overloading the equipment or components with more children, or heavier children, than the equipment was designed for.

**3.7. Resilient block**—A resilient block is any device which conforms to the structural component being loaded in order to prevent a concentrated load over a small area of the structural component.

**3.8. Turnbar**—A turnbar is the horizontal bar between the supporting legs of a swing set such as the ones shown in (a) and (b) in figure 1.

#### 4. REQUIREMENTS

**4.1. General (applicable to all home playground equipment)**—Playground equipment represented as complying with this Voluntary Product Standard shall meet all applicable requirements specified herein. Anyone representing compliance with this Standard shall keep such essential records as are necessary to document his claim that the requirements within the Stand-

ard have been met. Additional sampling and testing of the product, as may be agreed upon between producer and distributor or other groups, is not precluded by this section. Information on the rationale and reasons for the dimensions and static loads specified in this Standard can be obtained from the Standards Development Services Section, Standards Application and Analysis Division, National Bureau of Standards, Washington, D.C. 20234.

**4.1.1. Conditioning**—Prior to testing, all structural and protective plastic parts shall be subjected to 1,000 hours of xenon arc and moisture exposure in accordance with Procedure A of American Society for Testing and Materials (ASTM) D 2565-70, *Standard Recommended Practice for Operating Xenon Arc-Type (Water-Cooled) Light-and-Water-Exposure Apparatus for Exposure of Plastics*.<sup>3</sup> There shall be 102 minutes of xenon arc exposure followed by 18 minutes of simultaneous xenon arc and moisture exposure; this cycle shall continue over and over for 1,000 hours. Any structural plastic parts after being subjected to this test, shall retain a minimum of 70 percent of their original tensile

<sup>3</sup> Later issues of all ASTM publications referenced in this Standard may be used, providing the requirements are applicable and consistent with the issues designated. Copies of ASTM publications are available from the American Society for Testing and Materials, 1916 Race Street, Philadelphia, Pa. 19103.

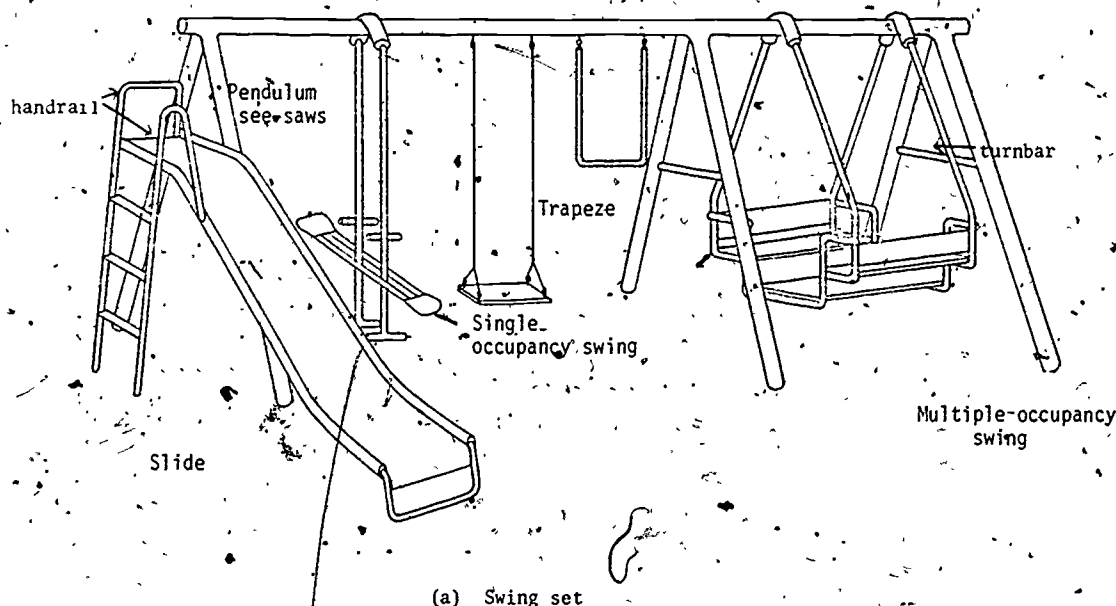

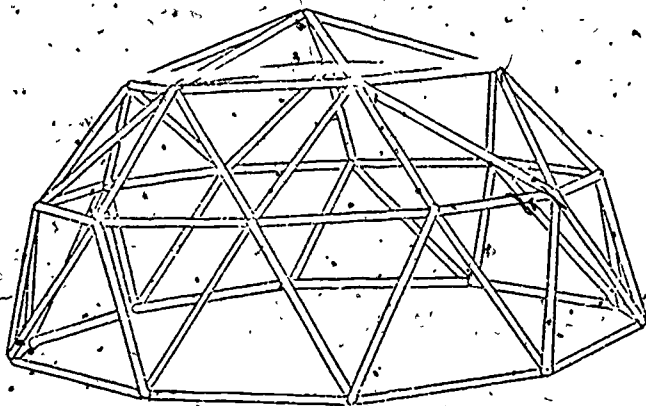


FIGURE 1. Examples of home playground equipment.

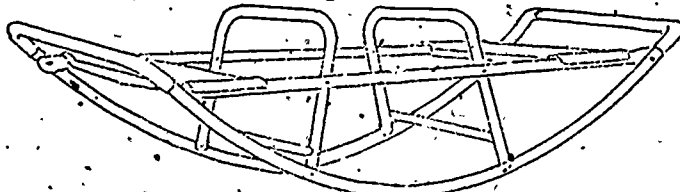





(b) Swing set



(c) Dome climber

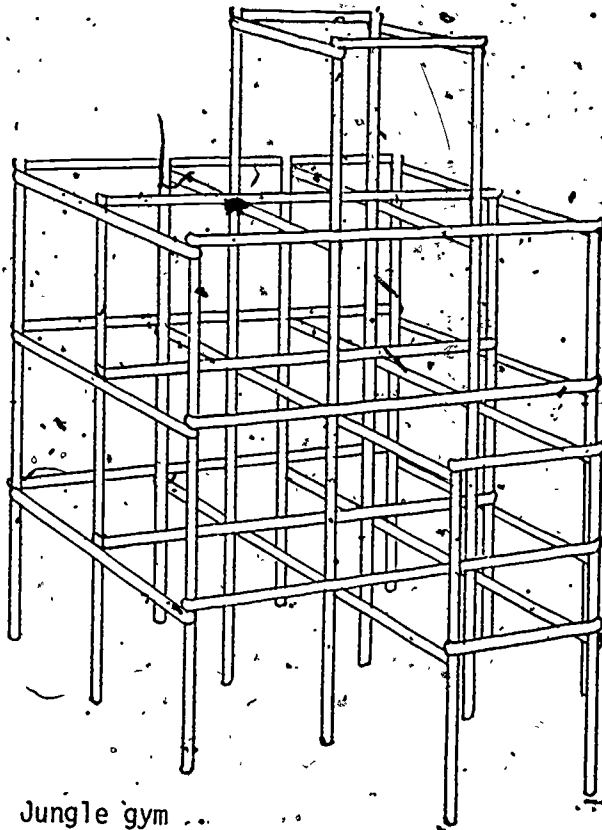


(d) Kiddie rocker

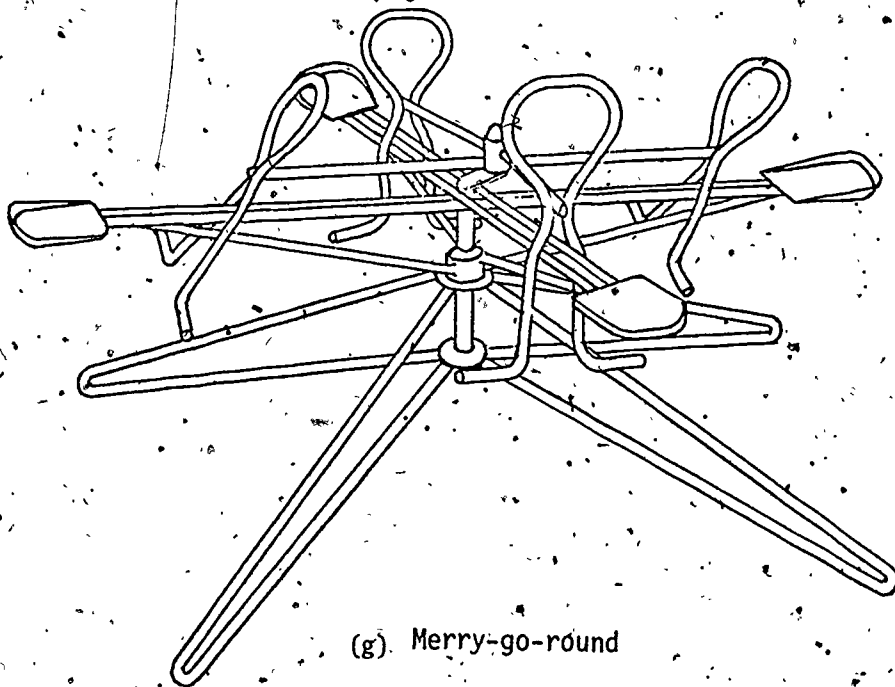


(e) Ladder climber

FIGURE 1.—Continued. Examples of home playground equipment.

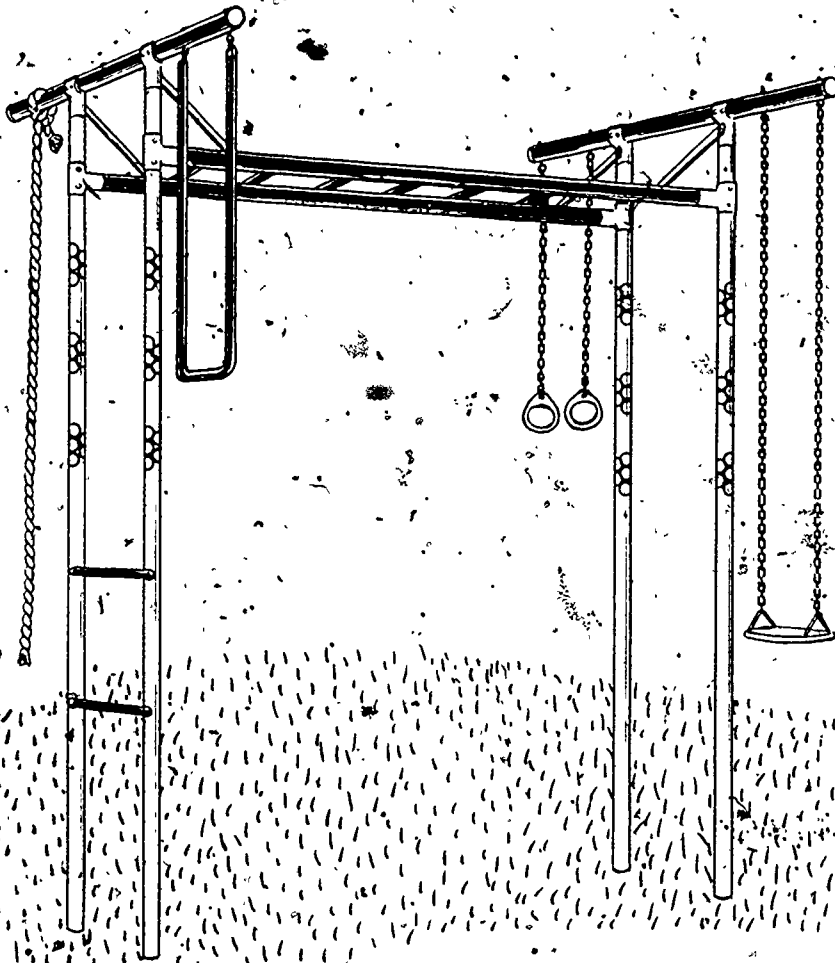


(f) Jungle gym ...



(g) Merry-go-round

FIGURE 1.—Continued. *Examples of home playground equipment.*



(h) Inground physical fitness exerciser

FIGURE 1.—Continued. Examples of home playground equipment.

strength, and in addition, shall exhibit elongation greater than 10 percent when tested at an extension rate of 2 inches per minute when tested in accordance with ASTM D 638-68, *Standard Method of Test for Tensile Properties of Plastics* (type IV tensile specimens of the plastic material shall be used for the tests). Also, prior to testing, all metal parts shall be partially assembled (in order to expose dissimilar metals) and subjected to 100 hours of salt spray exposure in accordance with ASTM B 117-74, *Standard Method of Salt Spray (Fog) Testing*.<sup>4</sup>

4.1.2. **Paint toxicity**—All paints and finishes used on playground equipment shall be in accordance with Title 16, Code of Federal Regulations, Section 1500.17(a)(6)(i).

4.1.3. **Edges, points, and surfaces**—Following assembly of the unit in accordance with the instructions to be provided to the consumer, there shall be no sharp edges, points, or surfaces on any portion of the home playground equipment capable of inflicting a cut on a child during normal use or reasonably foreseeable abuse. All open-tubing ends which are not resting on the ground, or otherwise covered, shall be provided with caps or plugs which have a smooth finish, are tight fitting, and cannot be removed by a 15-pound force when tested in accordance with

<sup>4</sup> See footnote 3, page 2.

**4.1.4. Pinch, crush, and shear points**—There shall be no pinch, crush, or shear points caused by junctures of two components moving relative to one another which could cause a contusion, laceration, abrasion, amputation, or fracture during normal use or reasonably foreseeable abuse and at any time while the swinging elements are within their normal swinging angles (see 4.7). A pinch, crush, or shear point shall be defined as any point which entraps at one or more positions a  $\frac{3}{8}$ -inch diameter neoprene rod. Entrapment shall mean that a force of more than 2 pounds is required to pull out the rod. In addition, an opening present at the juncture of the stationary support and a rigid supporting member for a swinging element (i.e., pendulum seesaw, multiple-occupancy swing, etc.) shall accept during normal use and reasonably foreseeable abuse without entrapment, a  $\frac{1}{2}$ -inch diameter neoprene rod. The neoprene rods shall have a hardness reading somewhere between 50 and 60 as determined by a type A durometer in ASTM D 2240-68, *Standard Method of Test for Indentation Hardness of Rubber and Plastics by Means of a Durometer*.<sup>5</sup>

**4.1.5. Acute angles**—Any acute angle, or group of acute angles, formed by two or more members in which the legs point upward from the apex so that the configuration approximates a "V" with an interior angle less than  $55^\circ$  shall be covered with a shield which is made of a rigid material. The shield shall be capable of withstanding an impact of at least 20 foot-pounds imparted to a spot within 1 inch of the geometric center of the shield by a 5-inch diameter steel ball. The shield shall be tested while secured to

the members of the playground equipment by the hardware provided. During the test, the equipment or portions thereof, if required, shall be oriented so that the surface of the shield is horizontal. Those "V's" which are inverted or whose apex is 18 inches or less above ground level are not required to be covered. A "V" is considered inverted if the lower adjacent leg forming the "V" is horizontal or slopes downward from the apex.

**4.1.6. Spacing**—Swing sets containing multiple swinging elements shall be designed so that there is a minimum of 8 inches separating elements which are capable of lateral motion (chain or rope suspension) and a minimum of 7 inches separating members with restricted lateral motion (tube or rod suspension). The outermost lateral extremities of the swinging elements shall govern the measurement of separation; an example is illustrated by dimension A in figure 2. There shall be a minimum of 15 inches separating ropes, poles, and other similar single swing elements capable of lateral motion from other swing elements; an example is illustrated by dimension B in figure 2. The minimum separations above shall also apply between swinging elements and stationary frame members of the playground equipment; however, in the case of the supporting legs of the frame at the ends of the swing set, the minimum separation shall be measured from the lateral extremity of swings, pendulum seesaws, and multiple-occupancy swings at a point at least 28 inches from the top of the seat,<sup>6</sup> when the bottom of the seat is at least 15 inches from the ground, to the supporting leg or turnbar at any point of the arc caused by normal swinging; an example is illustrated by dimension C in figure 2.

<sup>5</sup> See footnote 3, page 2.

<sup>6</sup> The 28 inches is the approximate sitting height of a 10-year-old boy.




FIGURE 2. Minimum separations.

4.1.7. **Hardware**—By design, bolt ends shall not protrude beyond the nuts more than the diameter of the bolt when the nuts are tightened at screwdriver torque (screwdriver torque is between 20 and 25 inch-pounds). Smooth finish caps shall be provided for the purpose of covering exposed bolt ends. These smooth finish caps shall be tight fitting and shall resist a 15-pound force when tested in accordance with Title 16, Code of Federal Regulations, Section 1500.53(f) when the caps are engaged to a length of  $\frac{3}{16}$  inch (tolerance: plus  $\frac{3}{64}$  inch, minus zero inch [see 4.10.2(e)]). Lock washers, self-locking nuts, or other locking means shall be provided for all bolts. Open-ended hooks, including open-ended "S" hooks, shall not be used. Chains used in swing sets shall be 1/0 size double loop chains, or equivalent.

4.1.8. **Enclosed openings**—Home playground equipment shall be designed and constructed or assembled so that any opening, the lowest point of which is greater than 24 inches above ground level, that will accept a 4-inch by 5-inch gage shall also accept a 9½-inch by 9½-inch gage. "O" rings or other similar devices provided with or sold for use with playground equipment and gym sets shall also meet these requirements. Openings between the equipment members and the ground surface are exempt from this requirement. Specific requirements for openings in multiple-occupancy swings are provided in 4.2, in slide ladders in 4.5.1, and in pendulum seesaws in 4.6.

4.2. **Swings**—Swings designed for individual use shall be equipped with seats that weigh not more than 1½ pounds. If made of a rigid material (i.e., a seat which retains its shape during normal use or reasonably foreseeable abuse), the seat shall have fore and aft edges with heights of at least  $\frac{5}{8}$  inch. All corners of wooden or metal seats shall be rounded to at least a 1-inch radius and all corners of plastic seats shall be rounded to at least a ¼-inch radius. All exposed horizontal edges of seats made of a rigid material shall be rounded to at least a ⅛-inch radius.<sup>7</sup>

<sup>7</sup>Information on the specifications of 1/0 double loop chains may be found in *Weldless Chain Specifications*, adopted in August 1961, and available free of charge from the National Association of Chain Manufacturers, 111 West Washington Street, Chicago, Illinois 60602.

<sup>8</sup>It is recognized that seat weight and width criteria alone may not be adequate in order to effectively eliminate seats which are unreasonably hazardous. Either an impact test with the peak impulsive force per unit width allowable or the maximum rigidity allowable should be specified. Since no readily agreed upon peak impulsive force or rigidity requirements have been developed, no requirements of these kinds were incorporated into this Standard. Once appropriate criteria are developed, they can be incorporated into a revision of this Standard.

If a hole or slot in any rigid material can admit a ¼-inch-diameter rod to a depth of  $\frac{3}{8}$  inch or greater, it shall also admit a ½-inch diameter rod. Multiple-occupancy swings shall be provided with platforms or footrests meeting the following criteria:

- The distance between the forward leading edge of the seat measured horizontally to the outside edge of the platform or footrest shall not be greater than 3 inches (this distance is shown by dimension A in fig. 3). The space between any slats in the platform shall be no greater than 1½ inches.
- The bottom edge of the seat skirt shall be not more than 10 inches or less than 4 inches above the top surface of the platform or footrest, regardless of the position of the multiple-occupancy swing (this distance is shown by dimension B in fig. 3):

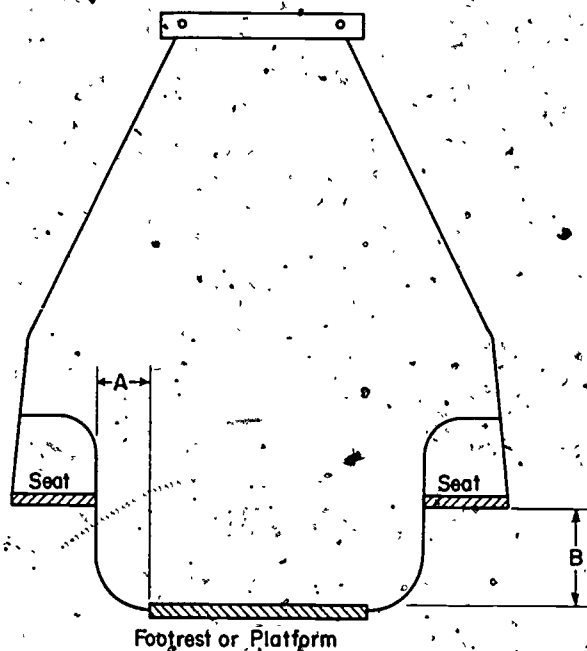


FIGURE 3. Side view of multiple-occupancy swing.

4.3. **Hanger and bearing assemblies**—All moving suspended elements except ropes shall have hanger assemblies which contain bearings, and whose durability shall be determined by the following dynamic cycling test. The hanger assembly or assemblies shall be installed in a suitable test fixture and fitted with its support bar(s) or chains and its seat(s). A dead weight of at least 90 pounds shall be secured to each seat position. The suspended unit shall then be oscillated

through an arc with an included angle as specified in paragraph 4.7 for a total of 180,000 times. At the completion of the test there shall be no loosening or structural failure of the hanger assembly or bearing.

**4.4. Minimum ground clearance**—When the assembled swing set is on a level hard surface, the minimum clearance between the ground surface and the underside of any suspended unit shall be 8 inches.

**4.5. Slides**—Slides shall be constructed in a manner that eliminates exposed blunt vertical members or angular uprights. The inclined sliding surface and the exit surface shall be one seamless surface. The slide shall have raised edges that project at least 1 inch above the sliding surface when measured perpendicularly to that surface. The slide shall have a reduced-gradient exit surface at least 6 inches in length; the reduced-gradient exit surface shall be at a minimum angle of 18° from the inclined sliding surface and the exit surface shall be at an angle of 10° or greater, but not more than 30°, from the horizontal. The end of the slide shall be no more than 12 inches off the ground as measured from the sliding surface.

**4.5.1. Slide ladders**—The rungs of slide ladders shall be at least 10 inches wide and 1 inch in horizontal depth and shall be spaced between 8 and 11 inches apart when measured vertically. Such rungs shall have a horizontal surface when the slide is in its normal position on a level surface, and the rungs shall have top horizontal surfaces which provide resistance to slipping. Slide ladders shall be provided with handrails to provide security in the transition from the slide ladder to the sliding surface. The end of the exit surface shall be formed through an arc of at least 170°.

**4.5.2. Stability of free-standing slides**—Free-standing slides, when anchored in accordance with the instructions enclosed with the slide, shall be capable of supporting a sandbag weighing at least 90 pounds completely hanging over the handrail at its highest point without any part of the slide being lifted from a level supporting surface.

**4.6. Pendulum see-saws**—Pendulum see-saws shall be provided with footrests. There shall be no openings with internal dimensions of which both the length and width are greater than 5 inches and less than 10 inches. The spacing between the two support bars shall not decrease toward the seat supports. In the case of a pendulum see-saw designed with formed handles providing a greater opening, the minimum spacing below the formed handles shall be at least 7 inches.

**4.7. Swing set stability**—With the swing set assembled in accordance with the instructions (see 4.10.2), except that the set is unanchored<sup>9</sup> and the swing set support legs are chocked to prevent sliding, the swing set of the general types shown in (a) or (b) of figure 1 shall remain upright when a weight of at least 75 pounds is placed in each position that can be occupied by a child and the swinging elements are swung freely in unison through the following specified included angles: Swings, ropes, poles and trapezes— $90 \pm 5^\circ$ ; pendulum see-saws (air gliders, glide riders, sky shooters, etc.)— $60 \pm 5^\circ$ ; and multiple-occupancy swings— $45 \pm 5^\circ$ .

**4.8. Vertical members**—Ends of vertical members shall not protrude above attached horizontal members.

**4.9. Structural integrity**—There shall be no loosening or instability of the equipment or structural failure<sup>10</sup> of any component or assembly during or following the application of the load in a manner which would be hazardous to the safety of the children using the equipment after the tests specified in 4.9.1 through 4.9.7 are performed on units assembled in accordance with the installation instructions enclosed with the equipment.

**4.9.1. Rungs, steps, and horizontal supporting members**—Rungs, steps, and other horizontal supporting members 24 inches or less in length except turnbars and footrests shall be capable of sustaining a vertical load (applied without shock) of at least 300 pounds applied for a minimum of 5 minutes to a  $3\frac{1}{2}$ -inch resilient block resting on the center of the member. Turnbars shall be capable of sustaining a vertical load (applied without shock) of at least 300 pounds applied for a minimum of 5 minutes to two  $3\frac{1}{2}$ -inch resilient blocks (at least 150 pounds per block), one resting at the  $\frac{1}{3}$  and the other at the  $\frac{2}{3}$  points between the ends of the turnbar. Footrests shall be capable of sustaining a vertical load (applied without shock) of at least 150 pounds applied for a minimum of 5 minutes to a  $3\frac{1}{2}$ -inch resilient block at the center of one (or the other) footrest. Horizontal members greater than 24 inches in length except turn bars shall be capable of sustaining for a minimum of 5 minutes a vertical load of at least 400 pounds applied without shock to two  $3\frac{1}{2}$ -inch resilient blocks (at least 200 pounds per block), one resting at the  $\frac{1}{3}$  and the other at the  $\frac{2}{3}$  points be-

<sup>9</sup> The unanchored stability test does not apply when an in-ground product designed by the manufacturer requires the product to be installed in cement, such as the example shown in (b) of figure 1.

<sup>10</sup> Structural failure is when the equipment or any component thereof no longer meets the requirements of this standard.

tween the ends of the horizontal member. The load (or loads) shall be applied to one member at a time, unless otherwise specified for the particular equipment.

**4.9.2. Top support bar**—The top support bar of any swing set shall be loaded with a total load applied vertically, without shock, and the total load shall remain for a minimum of 5 minutes. This total load shall be the sum of the following loads which are applicable:

- (a) For swings, ropes, poles, and trapezes, a load of at least 150 pounds per position normally occupied by a child at play.
- (b) For pendulum see-saws, a load of at least 120 pounds per position normally occupied by a child at play.
- (c) For multiple-occupancy swings, a load of at least 110 pounds per position normally occupied by a child at play.

**4.9.3. Individual suspended units**—Individual suspended units shall be tested one at a time as indicated in table 1 without evidence of structural failure to the unit or its supporting system. The loads shall be applied without shock and each unit shall be loaded for a minimum of 5 minutes.

TABLE 1. Minimum test loads for individual suspended units

Unit	Test conditions	Simultaneous minimum weight load per child position (pounds)	Total minimum weight (pounds)
Swing	In swing set <sup>b</sup>	600	600
Pendulum see-saw	In swing set	150	300
2 pass. multiple-occupancy swing (seats) <sup>a</sup>	In swing set	150	300
2 pass. multiple-occupancy swing (platforms) <sup>a</sup>	In swing set	150	300
4 pass. multiple-occupancy swing (seats) <sup>a</sup>	In swing set <sup>b</sup>	150	600
4 pass. multiple-occupancy swing (platforms) <sup>a</sup>	In swing set <sup>b</sup>	150	600
Trapeze	In swing set	800	300
Poles, ropes, chains, "O" rings	In swing set	300	300

<sup>a</sup> The seats shall be tested separately from the platforms.  
<sup>b</sup> Auxiliary support of the top bar during the test shall be permissible.

**4.9.4. Slides**—A load of at least 300 pounds each shall be applied simultaneously to the entry and exit surfaces of the slide. The loads shall be applied without shock and shall remain in position for a minimum of 5 minutes.

**4.9.5. Rockers**—A load of at least 150 pounds shall be applied vertically, without shock, to each position which would normally be occupied by a child at play, and all the loads shall remain in position simultaneously for a minimum of 5 minutes.

**4.9.6. Merry-go-rounds**—A load of at least 150 pounds shall be applied vertically, without shock, to each position which would normally be occupied by a child at play, and all the loads shall remain in position simultaneously for a minimum of 5 minutes.

**4.9.7. Climbing towers/jungle gyms**—A total load of at least 750 pounds shall be applied in five equal segments, each of at least 150 pounds, on five different elements of the equipment. These five loads shall be applied in the worst possible configuration (i.e. in the positions which will most likely cause failure and/or instability of the climbing tower or jungle gym). The loads shall be applied by loading horizontal members using 3½-inch resilient blocks in the center of the member, with the loads remaining simultaneously for a minimum of 5 minutes.

**4.10. Instructions and information**—The following instructions and information shall be provided with the apparatus.

**4.10.1. Information on manufacturer or distributor**—The instructions shall carry in a prominent place the name and address of the manufacturer or distributor, and the model number of the playground equipment. Also, there shall be an instruction advising the buyer to save this instruction and information sheet in the event that the manufacturer has to be contacted.

**4.10.2. Installation instructions and information**—The installation instructions and information shall include the following:

- (a) The equipment should be placed on level ground, not less than 6 feet from any structure or obstruction such as a fence, garage, house, overhanging branches, laundry lines, or electrical wires.
- (b) The buyer should avoid installation of home playground equipment over concrete or gravel.
- (c) Detailed instructions on how the anchors are to be installed to prevent tipping, overturning, or lifting of the support members during anticipated usage shall be provided; instructions regarding anchoring in the range of soil conditions normally encountered shall be included. Instructions shall also state that the anchoring devices must be placed at or below ground level.

in such a way as to prevent a tripping hazard.

- (d) When the equipment is shipped other than completely assembled, assembly instructions shall be provided including schematic drawings or renderings which, when followed, will enable an unskilled layman to correctly assemble the equipment and to avoid errors which could result in unsafe assembly.
- (e) Full-size diagrams of bolts, nuts, and washers and a list and description of all tools required shall be incorporated into the instructions. Lock nuts shall be clearly identified. Cautionary statements shall be included which recommend tightening bolts securely. There shall be instructions advising the buyer to tighten the nuts on bolts flush to the tube (or member) and that caps to go over the exposed bolts shall be put on snug to the nut.
- (f) Cautionary statements shall be included which warn that children should not use the equipment until properly installed.

**4.10.3. Operating instructions**—The operating instructions shall include statements:

- (a) specifying the number and weight of occupants that may safely use the equipment singly or simultaneously.
- (b) advising on-site adult supervision for children under 4 years of age.
- (c) advising the buyer to caution children about walking too closely in front of, or behind, or between moving items.
- (d) advising the buyer to caution children not to twist swing chains as this may cause a reduction in the strength of the chain.
- (e) advising the buyer to caution children to avoid swinging empty seats.
- (f) advising the buyer to teach children to sit in the center of the swings with their full weight on the seats.
- (g) advising the buyer to caution children not to use the equipment in a manner other than intended.
- (h) advising the buyer to caution children not to get off equipment while it is in motion.
- (i) warning the parent to dress children appropriately; examples would include the use of well-fitting shoes, and the avoidance of ponchos, scarfs, and other loose-fitting

clothing which is potentially hazardous while using equipment.

**4.10.4. Maintenance instructions**—The maintenance instructions shall include the following:

- (a) All nuts and bolts should be checked twice monthly during the usage season for tightness and tightened as required. It is particularly important that this procedure be followed at the beginning of each season.
- (b) Plastic swing seats should be removed and taken indoors when the temperature drops below 30 °F.
- (c) All metallic moving parts should be oiled monthly during the usage period.
- (d) All coverings for bolts and sharp edges should be checked twice monthly during usage season to be certain they are in place. It is especially important to do this at the beginning of each new season.
- (e) Swing seats and chains should be checked monthly during usage season for evidence of deterioration. Replacement should be made in accordance with manufacturer's instructions.
- (f) Rusted areas on tubular members should be sanded and repainted using a nonlead-based paint meeting the requirements of Title 16, Code of Federal Regulations, Section 1500.17(a)(6)(i).

**4.10.5. Disposal instructions**—There shall be instructions advising the buyer to disassemble and dispose the playground equipment in such a way that no unreasonable hazards will exist at the time the swing set is disposed of.

**4.11. Packaging**—All equipment shall be packaged in a manner that will preclude any sharp edges from being exposed during transit or storage.

## 5. EFFECTIVE DATE AND IDENTIFICATION

The effective date of this Standard is October 1, 1976. As of the effective date, reference to PS 66-75 may be made in contracts, codes, advertising, invoices, product labels, and the like, but no product may be advertised or represented in any manner which would imply or tend to imply approval or endorsement of that product by the National Bureau of Standards, the Department of Commerce, or by the Federal Government.



The following statements are suggested for use in representing products as conforming to all requirements of this Standard:

- (1) "This \_\_\_\_\_ conforms to all requirements established in Voluntary Product Standard PS 66-75, "Safety Requirements for Home Playground Equipment," developed and published in accordance with the U.S. Department of Commerce *Procedures for the Development of Voluntary Product Standards*. Full responsibility for the conformance of this product to the standard is assumed by (name and address of producer or distributor)."
- (2) "Conforms to PS 66-75. (name and address of producer or distributor)."

#### 6. HISTORY OF PROJECT

In 1971, the National Association of Children's Home Playground Manufacturers, Inc., requested that the National Bureau of Standards initiate development of a standard for home playground equipment safety under the *Procedures for the Development of Voluntary Product Standards*.

After three committee meetings during January and February, of 1975 in Washington, D.C., the Standard Review Committee recommended that the standard be circulated for acceptance. The standard was circulated for acceptance in May 1975 and the responses indicated consensus among producers, distributors, and consumers in accordance with the published procedures. The standard designated PS 66-75, *Safety Requirements for Home Playground Equipment*, was approved for publication by the National Bureau of Standards to be effective October 1, 1976.

*Technical Standards Coordinator:*

John M. Tascher

Standards Development Services Section  
National Bureau of Standards  
Washington, D.C. 20234

#### 7. STANDING COMMITTEE

A Standing Committee has been appointed to assist in keeping this Voluntary Product Standard up to date. The names of the members of the committee are available from the Standards Development Services Section, National Bureau of Standards, Washington, D.C. 20234, which serves as the secretariat for the committee.

# NBS TECHNICAL PUBLICATIONS

## PERIODICALS

**JOURNAL OF RESEARCH** reports National Bureau of Standards research and development in physics, mathematics, and chemistry. It is published in two sections, available separately:

### • Physics and Chemistry (Section A)

Papers of interest primarily to scientists working in these fields. This section covers a broad range of physical and chemical research, with major emphasis on standards of physical measurement, fundamental constants, and properties of matter. Issued six times a year. Annual subscription: Domestic, \$17.00; Foreign, \$21.25.

### • Mathematical Sciences (Section B)

Studies and compilations designed mainly for the mathematician and theoretical physicist. Topics in mathematical statistics, theory of experiment design, numerical analysis, theoretical physics and chemistry, logical design and programming of computers and computer systems. Short numerical tables. Issued quarterly. Annual subscription: Domestic, \$9.00; Foreign, \$11.25.

**DIMENSIONS/NBS** (formerly Technical News Bulletin)—This monthly magazine is published to inform scientists, engineers, businessmen, industry, teachers, students, and consumers of the latest advances in science and technology, with primary emphasis on the work at NBS. The magazine highlights and reviews such issues as energy research, fire protection, building technology, metric conversion, pollution abatement, health and safety, and consumer product performance. In addition, it reports the results of Bureau programs in measurement standards and techniques, properties of matter and materials, engineering standards and services, instrumentation, and automatic data processing.

Annual subscription, Domestic, \$9.45; Foreign, \$11.85.

## NONPERIODICALS

**Monographs**—Major contributions to the technical literature on various subjects related to the Bureau's scientific and technical activities.

**Handbooks**—Recommended codes of engineering and industrial practice (including safety codes) developed in cooperation with interested industries, professional organizations, and regulatory bodies.

**Special Publications**—Include proceedings of conferences sponsored by NBS, NBS annual reports, and other special publications appropriate to this grouping such as wall charts, pocket cards, and bibliographies.

**Applied Mathematics Series**—Mathematical tables, manuals, and studies of special interest to physicists, engineers, chemists, biologists, mathematicians, computer programmers, and others engaged in scientific and technical work.

**National Standard Reference Data Series**—Provides quantitative data on the physical and chemical properties of materials, compiled from the world's literature and critically evaluated. Developed under a world-wide

program coordinated by NBS. Program under authority of National Standard Data Act (Public Law 90-396).

**NOTE.** At present the principal publication outlet for these data is the Journal of Physical and Chemical Reference Data (JPCRD) published quarterly for NBS by the American Chemical Society (ACS) and the American Institute of Physics (AIP). Subscriptions, reprints, and supplements available from ACS, 1155 Sixteenth St. N. W., Wash. D. C. 20056.

**Building Science Series**—Disseminates technical information developed at the Bureau on building materials, components, systems, and whole structures. The series presents research results, test methods, and performance criteria related to the structural and environmental functions and the durability and safety characteristics of building elements and systems.

**Technical Notes**—Studies or reports which are complete in themselves but restrictive in their treatment of a subject. Analogous to monographs but not so comprehensive in scope or definitive in treatment of the subject area. Often serve as a vehicle for final reports of work performed at NBS under the sponsorship of other government agencies.

**Voluntary Product Standards**—Developed under procedures published by the Department of Commerce in Part 10, Title 15, of the Code of Federal Regulations. The purpose of the standards is to establish nationally recognized requirements for products, and to provide all concerned interests with a basis for common understanding of the characteristics of the products. NBS administers this program as a supplement to the activities of the private sector standardizing organizations.

**Federal Information Processing Standards Publications (FIPS PUBS)**—Publications in this series collectively constitute the Federal Information Processing Standards Register. Register serves as the official source of information in the Federal Government regarding standards issued by NBS pursuant to the Federal Property and Administrative Services Act of 1949 as amended, Public Law 89-306 (79 Stat. 1127), and as implemented by Executive Order 11717 (38 FR 12315, dated May 11, 1973) and Part 6 of Title 15 CFR (Code of Federal Regulations).

**Consumer Information Series**—Practical information, based on NBS research and experience, covering areas of interest to the consumer. Easily understandable language and illustrations provide useful background knowledge for shopping in today's technological marketplace.

**NBS Interagency Reports (NBSIR)**—A special series of interim or final reports on work performed by NBS for outside sponsors (both government and non-government). In general, initial distribution is handled by the sponsor; public distribution is by the National Technical Information Service (Springfield, Va. 22161) in paper copy or microfiche form.

Order NBS publications (except NBSIR's and Bibliographic Subscription Services) from: Superintendent of Documents, Government Printing Office, Washington, D.C. 20402.

## BIBLIOGRAPHIC SUBSCRIPTION SERVICES

The following current-awareness and literature-survey bibliographies are issued periodically by the Bureau:

**Cryogenic Data Center Current Awareness Service**

A literature survey issued biweekly. Annual subscription: Domestic, \$20.00; foreign, \$25.00.

**Liquefied Natural Gas.** A literature survey issued quarterly. Annual subscription: \$20.00.

**Superconducting Devices and Materials.** A literature

survey issued quarterly. Annual subscription: \$20.00. Send subscription orders and remittances for the preceding bibliographic services to National Bureau of Standards, Cryogenic Data Center (275.02) Boulder, Colorado 80302.