

DOCUMENT RESUME

ED 081 429

JC 730 213

TITLE A Feasibility Study for Inclusion of Mohave County Community College in the State Community College System of Arizona.

INSTITUTION Northern Arizona Univ., Flagstaff. Educational Resources Management Center.

SPONS AGENCY Mohave Community Coll., Kingman, Ariz.

PUB DATE Sep 73

NOTE 64p.

EDRS PRICE MF-\$0.65 HC-\$3.29

DESCRIPTORS *Community Colleges; Data Collection; *Enrollment Projections; *Feasibility Studies; *Financial Support; Post Secondary Education; *Program Descriptions; Tables (Data); Technical Reports

IDENTIFIERS *Mohave County Community College

ABSTRACT

The major purpose of this study was to accumulate and organize pertinent information relative to the future status and goals of Mohave County Community College. The major objectives of the survey were to: (1) describe the growth and development of the Mohave County Community College, (2) describe the present educational program of the college, (3) describe existing economic factors and population characteristics of Mohave County, (4) present information relative to present student characteristics, (5) project educational needs of the citizens of the county as they relate to the junior college, and (6) provide information for future growth and development of the college. The sections of the survey are: Mohave County (Educational Opportunities); History and Development (Finances, Facilities, Curriculum, Projection of Future Programs, Students); Potential Community College Students (Factors Relating to Potential Enrollment within the County, Factors Relating to Potential Enrollment from Outside Mohave County, Distribution of High School Students, and Potential Enrollment of High School Graduates); Financial Considerations (Capital Improvements, Operational Expenditures, Financial Resources, Potential Sources of Capital Improvement, Sources of Operating Revenue, and Cost Revenue Summary Analysis); and Summary and Major Recommendations. An appendix provides data on Course Offerings and Enrollment 1971-1972 and 1972-1973. (DB)

ED 081429

U.S. DEPARTMENT OF HEALTH,
EDUCATION & WELFARE
NATIONAL INSTITUTE OF
EDUCATION

THIS DOCUMENT HAS BEEN REPRO-
DUCED EXACTLY AS RECEIVED FROM
THE PERSON OR ORGANIZATION ORIGIN-
ATING IT. POINTS OF VIEW OR OPINIONS
STATED DO NOT NECESSARILY REPRESENT
OFFICIAL NATIONAL INSTITUTE OF
EDUCATION POSITION OR POLICY.

A FEASIBILITY STUDY FOR INCLUSION
OF
MOHAVE COUNTY COMMUNITY COLLEGE
IN THE
STATE COMMUNITY COLLEGE SYSTEM OF ARIZONA

Conducted By
Educational Resources Management Center
Northern Arizona University
Flagstaff, Arizona
September, 1973

Participants

Dr. Mike Miles, Director
Dr. Sam Bliss
Dr. Bob Boothe
Dr. Paul Lansing
Dr. Lyle Mullins
Dr. Dave Whorton

Prepared Under the Auspices of
Mohave County Community College Board

FILMED FROM BEST AVAILABLE COPY

TO: The State Board of Directors for Community Colleges
in Arizona

FROM: Mike Miles
Study Director

DATE: September 14, 1973

The following document was devised under the auspices of the Educational Resources Management Center at Northern Arizona University for the purpose of compiling pertinent information and material relative to the feasibility for including the Mohave County Community College in the State Community College System of Arizona.

This information is hereby transmitted to the State Board of Directors for Community Colleges in Arizona via the Mohave County Community College.

FOREWARD

The purpose of this survey is to document the growth and development of Mohave County Community College and to describe its current status. The college is being considered for inclusion in the Arizona Community College System. This survey will provide data upon which the decision to include the college in the System can be based.

Data from this survey may also be used as a basis for administrative decisions regarding the future of Mohave County Community College so that it may continue to improve its service to the people of Arizona. Decisions involving curriculum design, location of services provided, etc., may be made with greater wisdom with the survey data available.

The survey team would like to thank the Board of Trustees for their support of this study. A special note of appreciation is extended to Keith West, President of Mohave County Community College, and his staff for their assistance in completing the survey. Their extensive preparation and data collecting made the survey team's task much easier.

TABLE OF CONTENTS

Mohave County 1
 Educational Opportunities. 7

History and Development 9
 Finances 9
 Facilities 11
 Curriculum 11
 Projection of Future Programs. 17
 Students 18

Potential Community College Students. 19
 Factors Relating to Potential Enrollment
 Within the County. 20
 Factors Relating to Potential Enrollment
 from Outside Mohave County 21
 Distribution of High School Students 22
 Potential Enrollment of High School Graduates. . . 26

Financial Considerations. 32
 Capital Improvements 33
 Operational Expenditures 34
 Financial Resources. 36
 Potential Sources of Capital Improvement 36
 Sources of Operating Revenue 37
 Cost Revenue Summary Analysis. 40

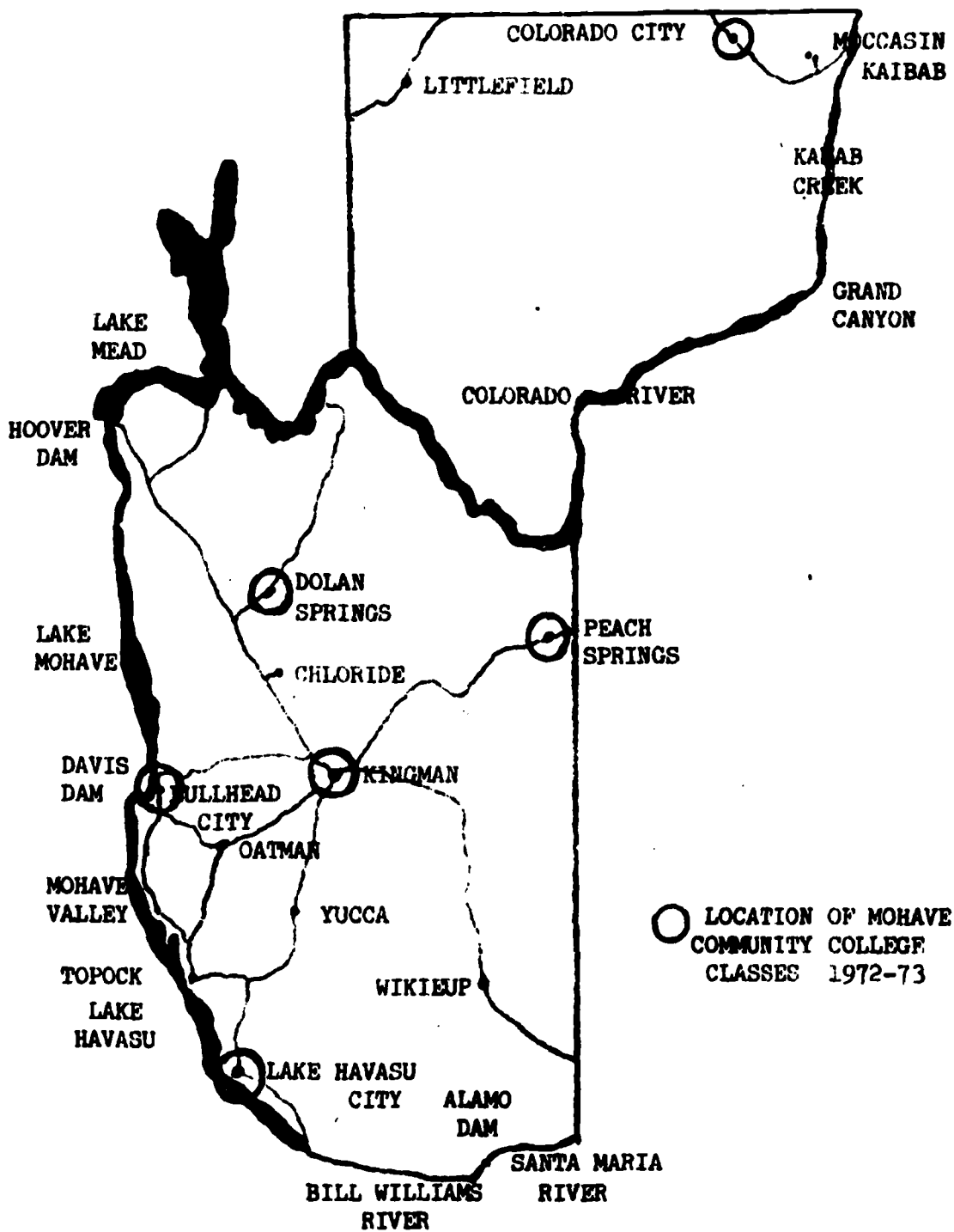
Summary and Major Recommendations 41

TABLE OF FIGURES

FIGURE	PAGE
1. Mohave County Map	v
2. Population Increase of Arizona Counties	3
3. Retail Sales for Arizona Counties	5
4. Bank Deposits for Arizona Counties.	6
5. Arizona Housing Unit Inventory.	8
6. Mohave Community College Receipts	10
7. Expenditures for 1971-74.	11
8. District Facilities Data.	12
9. Location of Arizona Community Colleges.	23
10. Mohave County Union High School Enrollment.	24
11. Mohave County Union High School Senior Class Enrollment.	25
12. Graduates of Mohave County Union High School.	27
13. Profile of Career Applicants Mohave High School, 1972-73	28
14. Profile of Career Applicants Kingman High School, 1972-73	28
15. Profile of Career Applicants Lake Havasu High School, 1972-73	29
16. Profile of Career Applicants Mohave County Union High School, 1972-73.	29
17. Total Head Count Full-time Equivalent Students.	30
18. Mohave County Assessed Valuation.	32
19. Economic Indicators	33
20. Capital Expenditures of Existing Community College Districts from Inception to 1970-71	34
21. Estimated Operating Expenditures of Existing Community College Districts	35
22. Estimated Annual State Aid for Capital Improvements.	37
23. Estimated Annual State Aid for Operational Budget.	38
24. Sources and Amounts of Operating Revenue.	39
25. Projected Revenue, 1973-74 and 1974-75.	39

MOHAVE COUNTY COMMUNITY COLLEGE DISTRICT

Figure I



STATEMENT OF PHILOSOPHY
FOR MOHAVE COUNTY COMMUNITY COLLEGE

Mohave Community College, utilizing the county as its campus, should provide every adult the opportunity to further his or her education. Programs of studies can provide students not only with saleable skills, but enable individuals to develop to their full potential as participating members of the community.

Education is a life-long process, and the community college is an institution that can provide a flexible program of educational programs to meet this need at the local level. Programs should be open entry and enable the students to continue to higher levels that will satisfy their desire and ability.

PURPOSES OF THE COLLEGE

Recognizing that not all individuals seeking higher education are either ready, equally capable, or desirous of the same type of program, the College organizes programs into broad areas of educational purposes as follows:

1. Developmental, preparatory education, and apprenticeship training.
2. Career skills--both degree and certificate levels.
3. Lower divisions--university parallel (associate degree programs).
4. Continuing education--adult extension programs.
5. Student personnel--guidance, counseling, testing, placement and follow-up and orientation.
6. Community services.

THE FUNCTIONS OF THE COMMUNITY JUNIOR COLLEGE

The functions of the community junior college are designed to serve the educational needs of those post-high school youth and adults who: (1) wish to enter one of the many degree programs culminating at a four-year college or university, (2) show an interest in and an aptitude for semi-professional, trade, or skill education, (3) wish to continue college level work, not to meet vocational ambitions, but to prepare to function more effectively as family members and as citizens of the community and (4) wish assistance in improving cultural services within their community.

Source: We Believe, Arizona - Its Community Junior Colleges, Arizona State Board of Directors for Junior Colleges.

PURPOSE OF THE STUDY

The major purpose of this study is to accumulate and organize pertinent information relative to the future status and goals of Mohave County Community College. This information will be presented to the Arizona Community College Board so that they may determine the feasibility of including this existing junior college facility in the state system of community colleges.

The major objectives of this survey are as follows:

1. To describe the growth and development of the Mohave County Community College.
2. To describe the present educational program of the Mohave County Community College.
3. To describe existing economic factors and population characteristics of Mohave County.
4. To present information relative to present student characteristics.
5. To project educational needs of the citizens of Mohave County as they relate to the junior college.
6. To provide information for future growth and development of the Mohave County Community College.

CHAPTER I

Mohave County

Each county in Arizona is unique. Mohave--the northwestern county of Arizona--is the second largest in Arizona and the fifth largest in the United States. Of its 13,217 square miles, twenty-one percent is private land, seventy-three percent is national forest or national park, five percent is state controlled, and about six and one-half percent is Indian reservation. The Grand Canyon National Monument encompasses a large portion of the county.

Mohave County is bordered by the states of Nevada, Utah, and California, and by the Arizona counties of Yuma, Yavapai, and Coconino.

The Colorado River flows through the northern portion and forms the western border. It fills three major lakes--Mead, Mohave, and Havasu. Mountain ranges and large valleys stretch across the county. Dominate mountain ranges include the Black Mountains, the Cerbat Mountains, and the Hulapai Mountains. They run North and South through the county.

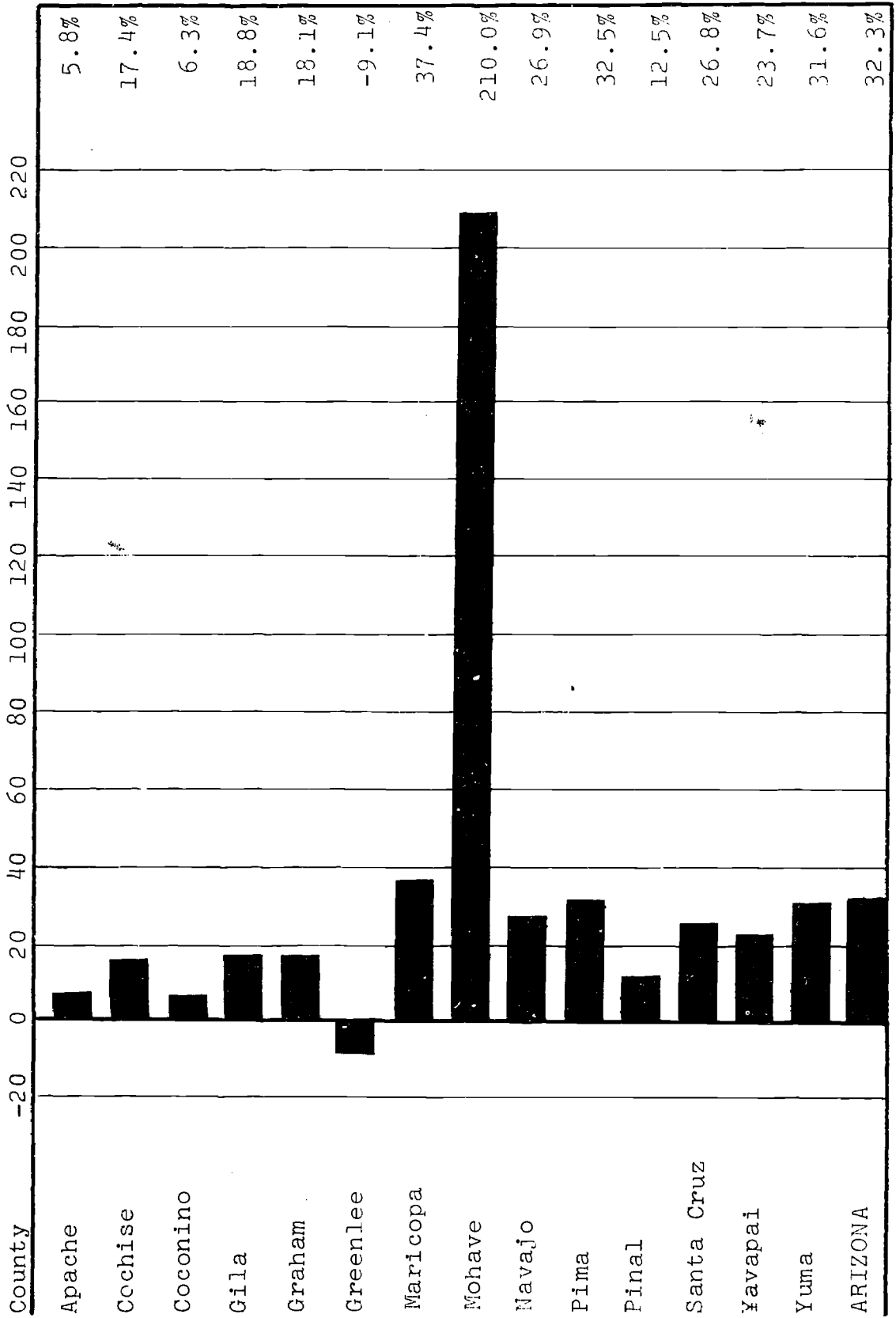
Highways 93 and 95 carry the major north-south traffic, Highway 40 is the major artery for east-west traffic, and Highway 91 cuts through the "strip" county, east to west.

Mohave County population growth has been phenominal. According to the U.S. Bureau of the Census, during the decade

1960-1970, Mohave County had the highest net migration growth in the entire United States. The population in 1961 was listed as 9,000 but by 1971 it had increased to 27,900. The population estimate was 36,755, as reported by the County Board of Supervisors in the March 22, 1973 edition of the Mohave County Miner, an indication of continued impressive growth patterns. Population density in 1970 was listed as 2.0 persons per square mile, distributed 28.3% urban and 71.7% rural. However, the greater portion of the population centers around the three major cities of Kingman (the county seat), Bullhead City, and Lake Havasu City, and also along the major highways and the Colorado River. According to the 1970 census the racial breakdown for the county was: 24,850 Anglo, 1,725 Mexican-American, 869 Indian, 21 Negro or Black, and 117 other.

The following bar graph reveals the growth pattern in terms of percentage for all counties in Arizona according to 1961-1972 figures in the Arizona Statistical Review-28th edition-Valley National Bank.

Figure 2
 Population Increase of Arizona Counties 1961-1971
 Percent of Increase



Other evidence of population growth is revealed in Chapter II in the discussion of student enrollment.

Mining, manufacturing, and tourism represent major sources of income for Mohave County. Agriculture also plays a role as an income source. Real Estate subdivisions have had tremendous impact upon the economic growth particularly the development of Lake Havasu City by McCulloch Properties, Inc. Most new residents of Mohave County migrated from Southern California, but every state in the union is represented. From 1967 to 1972 over 25,000 acres were subdivided. This influenced development of services such as shopping centers, recreation complexes, school, and other facilities. Mining production in 1970 represented \$41 million. The principle mines are operated by the Duval Company at Mineral Park. (Increasing prices for rare metals also gives added impetus to potential economic development in the County.) The largest manufacturer in the county is the McCulloch Corporation in Lake Havasu City.

These factors, plus related growth in construction, transportation and utilities, wholesale and retail trade, finance, and miscellaneous service account for the impressive economic gains as revealed in the "Arizona Statistical Review." From 1961 to 1971 retail sales moved up 318%, bank deposits jumped 636.3%, as shown in figures III and IV, and vehicle registration increased 454.8%.

Figure 3
Retail Sales for Arizona Counties
Percent of Growth 1961-1971

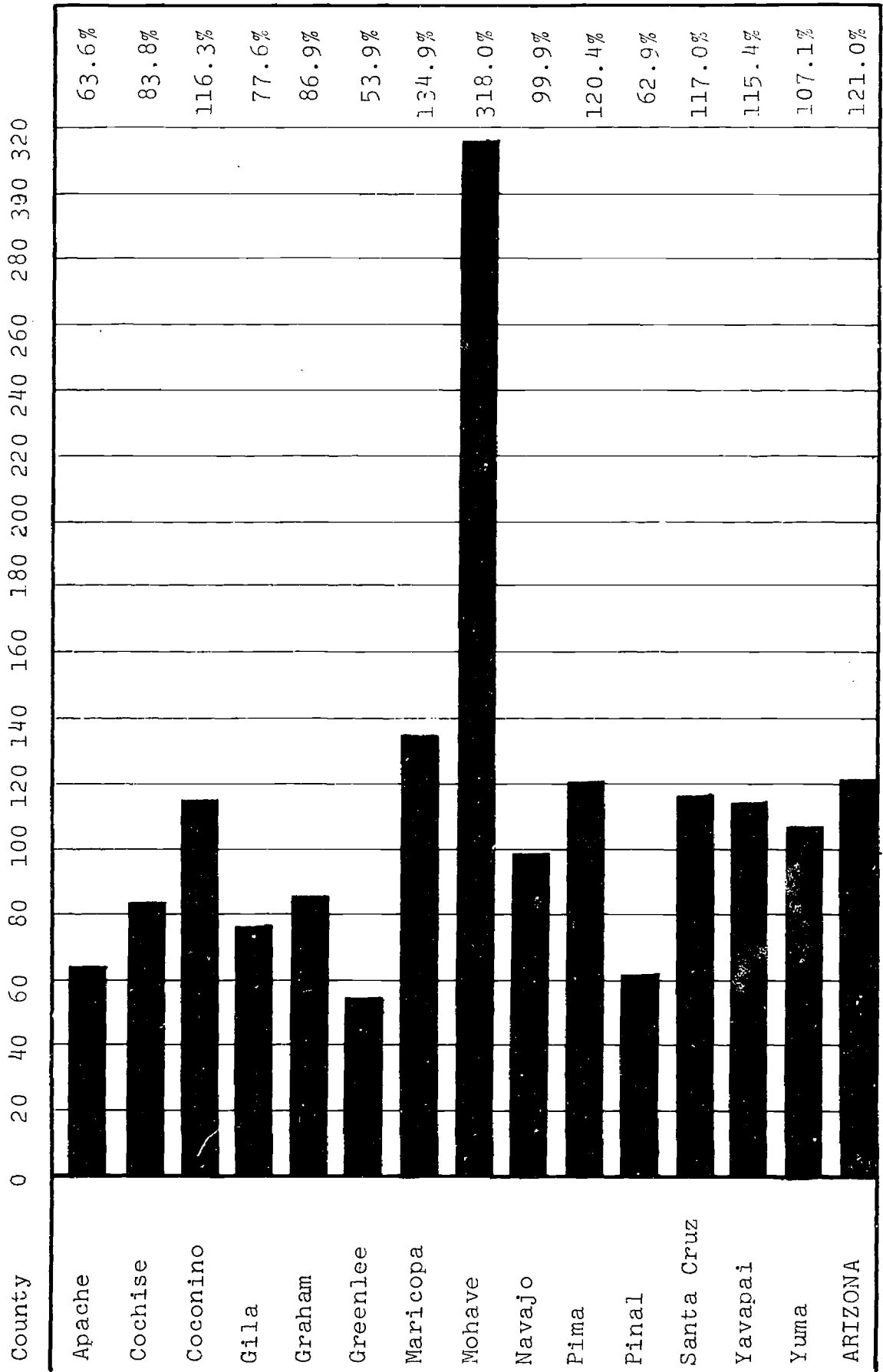
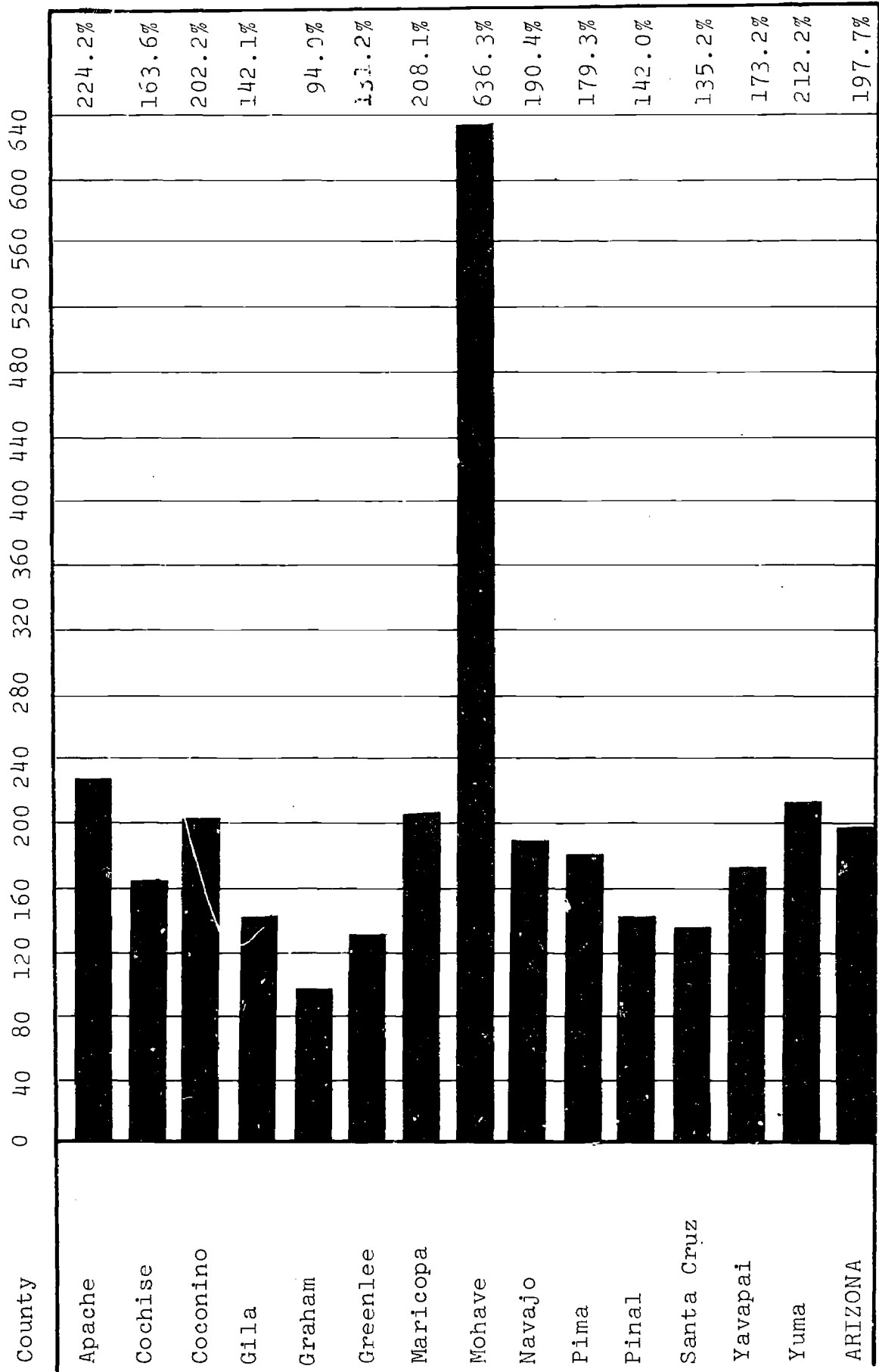


Figure 4
 Bank Deposits for Arizona Counties
 Percent Growth 1961-1971



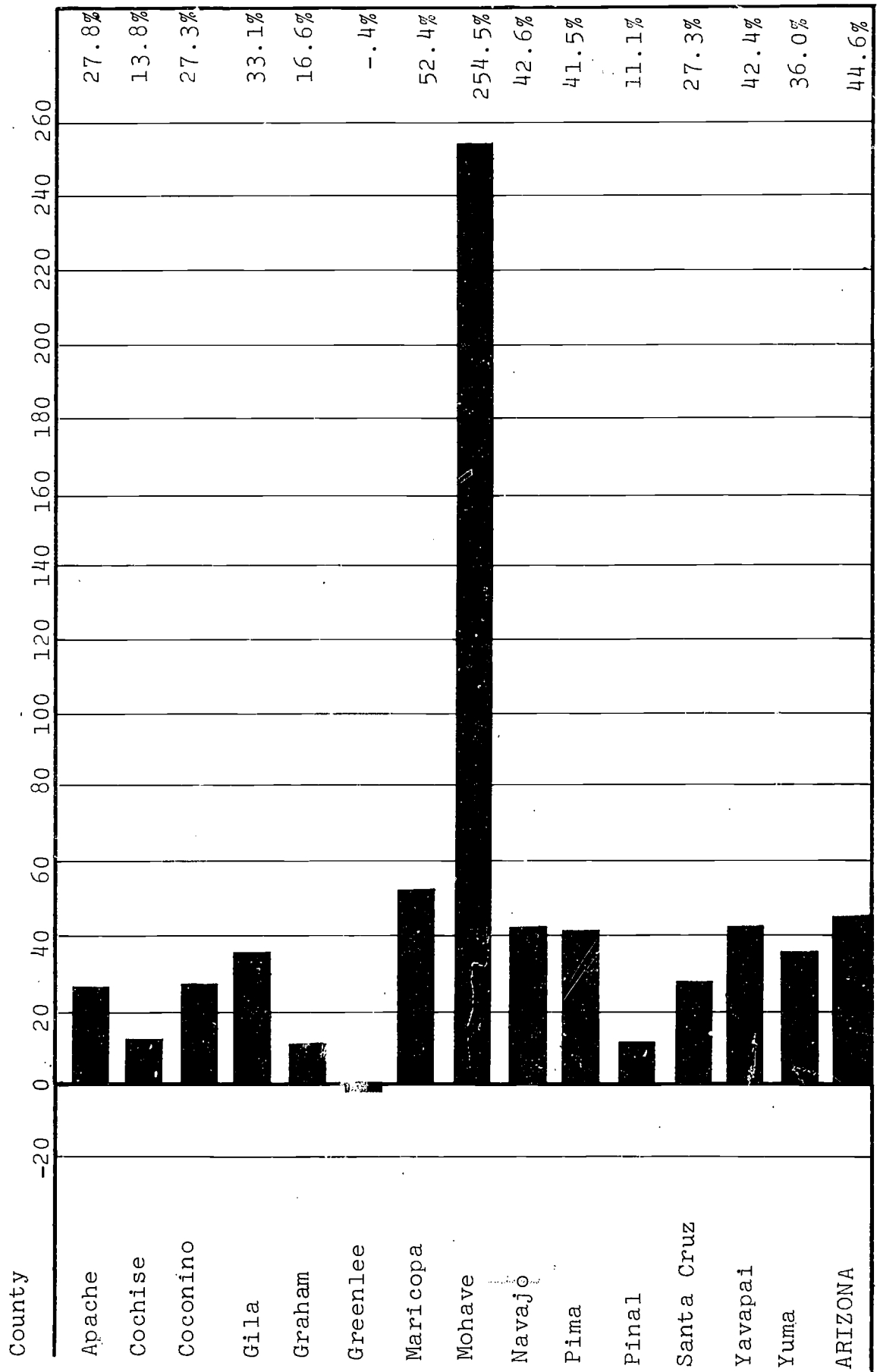
Relatively strong support for public education is found in property values of a county. The following Arizona housing unit inventory represents year-round housing and did not include vacant or seasonal housing. The percentage increase during 1960-70 was 254.5%. The next closest county in the state to this increase was Maricopa with an increase of 52.4%. (This information is depicted on the bar graph on page 8.)

It is apparent that when one reflects upon the economic growth of Arizona, Mohave County has played a significant role--indeed in terms of percentage of growth-- a dramatic role in state economic and population growth.

Educational Opportunities

Educational opportunities in Mohave County center around fifteen elementary school districts, one high school district (three high schools, located at Kingman, Bullhead City and Lake Havasu City) the Colorado City Academy and the rapidly growing Mohave Community College. Arizona Western College from Yuma has offered some evening courses at Lake Havasu City and Yavapai Community College has offered courses at Kingman. Vocational courses have been offered principally under the auspices of Mohave Community College. In addition, Mohave County high schools have had thriving community school programs.

Figure 5
 Arizona Housing Unit Inventory
 Percent of Increase 1960-67
 (Bureau of Census, 1970)



CHAPTER II

History and Development

Mohave Community College was established via vote of the people November 3, 1970. It is a County College co-terminous with the boundaries of Mohave County, encompassing approximately 13,217 square miles. The institution was created under the Arizona Revised Statutes Title 15, Section 15-612.

A five-member governing Board of Trustees was appointed by the Mohave County School Superintendent in December, 1970. These members were subsequently elected at the next regular school election held October 5, 1971 and served terms of office beginning January 1, 1972. Present members of the Board of Trustees are Walter Brazie, M.D., President, Kingman, Arizona; Tom Schrimsher, D.V.M., Secretary, Kingman, Arizona; Lawrence Manross, Ph.D., Lake Havasu City, Arizona; Gordon McKellips, Mohave Valley, Arizona; and Victor Hopeman, Kingman, Arizona.

Mohave Community College has a campus located on 160 acres of land approximately three miles north of Kingman. This campus plus a one-acre plot in Lake Havasu City were donated.

Finances

Mohave Community College is financed by funds derived

from county property tax, registration fees, the Arizona Division of Vocational Education, Four Corners Regional Commission, and through individual and industrial grants.

The receipts for the first three years of operation follow:

Figure 6

MOHAVE COMMUNITY COLLEGE RECEIPTS

<u>Source</u>	<u>1971-72</u>	<u>1972-73</u>	<u>1973-74 (est.)</u>
GIA	\$50,000 equip.	\$50,000 equip.	\$10,753 (salaries)
B 3 adult	4,358	16,908	15,942
Fees	10,943	15,000	25,000
Special Coordinator			9,125
ABE			9,125
Local Tax	266,651	231,300	458,230
Total Assessed Valuation		1973-74	\$139,263,426
Local Levy		.2349	.3841

Figure 7
EXPENDITURES FOR THE YEARS 71-74

<u>Source</u>	<u>1971-72</u>	<u>1972-73</u>	<u>1973-74 (est.)</u>
Operation \$			
Maintenance	\$170,700	\$223,142	\$427,631
Capital Outlay	<u>95,951</u>	<u>59,860</u>	<u>67,562</u>
Total	\$266,651	\$283,102	\$495,193
Special Building Fund Levy		50,000	82,000
Other Federal Aid Expenditures		150,000	
		10	

Facilities

The Mohave Community College utilizes existing county-wide facilities whenever possible. Buildings owned and operated by the college are relocatable structures designed for maximum utilization through use of non-load bearing interior partitions.

Seven re-locatable buildings and one mobile unit are placed on the base campus, one re-locatable building and two mobile units are on the Lake Havasu City plot, Peach Springs and Bullhead City are each served by a mobile unit at the present time.

The cost, square footage location and use of these buildings is shown in Figure 8.

Other classes are offered throughout the county in existing facilities so that classes can be taught in communities upon demand. Classes have been held at the Dolan Springs Elementary School, Kingman High School, Lake Havasu High School, Mohave High School, Peach Springs Community Center, Colorado City Academy, and in other public and private buildings. During the 1972-73 academic year, 64 classes were conducted in existing facilities throughout the county. Continued use of such facilities is planned for the 1973-74 school year as evidenced by the Mohave Community College fall Schedule of Classes.

Curriculum

The philosophy of Mohave Community College states in

Figure 8

MOHAVE COMMUNITY COLLEGE
DISTRICT FACILITIES DATA

- A. ADMINISTRATION BUILDING (45'-9 1/8 x 28'7") 1307 Sq. Ft.
- | | | |
|------------------------|---------|---------|
| Workroom-Restroom Area | 9'x16' | Approx. |
| Office | 12'x12' | " |
| Reception Area | 21'x16' | " |
| Business Office | 12'x28' | " |
| Board Room - Office | 24'x16' | " |
- Location: Kingman
- B. HEALTH OCCUPATIONS (57'-10 1/4" x 28'7") 1652 Sq. Ft.
- | | | |
|------------|---------|---------|
| Classroom | 21'x28' | Approx. |
| Classroom | 21'x28' | " |
| Laboratory | 15'x15' | " |
| Restrooms | 13'x15' | " |
- Cost: \$65,279.00 Total 2959 Sq. Ft.
 Capacity: 40 @ \$22.06/Sq. Ft.
 Student Stations: 2
- Location: Kingman
- C. HOSPITALITY SERVICES-RESOURCE (80' x 32') 2560 Sq. Ft.
 @ \$20.60/
 Sq. Ft.
- | | | |
|------------------|---------|---------|
| Resource Center | 32'x30' | Approx. |
| Visual Aids Room | 10'x20' | " |
| Office Area | 20'x12' | " |
| Classroom &) | 30'x32' | " |
| Work Area) | 10'x20' | " |
- Cost: \$52,756.00
 Capacity: 55
 Student Stations: 2
- Location: Kingman
- D. BUSINESS RELATED OCCUPATIONS (80'x32') 2560 Sq. Ft.
 @ \$21.0./
 Sq. Ft.
- | | | |
|---------------|---------|---------|
| Classroom | 32'x75' | Approx. |
| Classroom &) | 24'x32' | " |
| Laboratory) | 10'x18' | " |
| Office Area | 10'x14' | " |
| Classroom | 21'x32' | " |
- Cost: \$53,789.00
 Capacity: 65
 Student Stations: 3
 Location: Kingman

Figure 8 (Continued)

E. VOCATIONAL SHOP (45'x75')		3000 Sq.Ft. @ \$14.00/ Sq.Ft.
Maintenance Shop Area	25'x28' Approx.	
Supply Storage Area	25'x12' "	(\$14.26 w/slab)
Outboard Engine Shop	(25'x25' "	(\$16.33 w/alt.)
	(15'x15' "	
Art Room	(25'x25' "	
	(10'x15' "	

Cost: \$42,781.05 (plus \$6,200.00 alterations)
 Student Capacity: 36
 Student Stations: 2

Location: Kingman

F. AUTO SHOP		4625 Sq.Ft. @ \$13.98/ Sq.Ft.
Classroom	25'x25'	
Office	10'x12'	
Restroom	10'x12'	
Storage	12'x24'	
Outside Work Slab	30'x75'	

Cost: \$64,639.00
 Capacity: 45
 Student Stations: 2

Location: Kingman

G. RELOCATABLE BUILDINGS

1. 24'x67'		1608 Sq.Ft. @ \$21.27/ Sq. Ft.
1- Classroom	24'x24'	
3- Office	(10'x10'	
	(9'x10'	
	(8'x10'	
Reception	14'x19'	
Bookroom	8'x14'	
Snack Bar	16'x24'	

Cost: \$34,196.00
 Capacity: 25
 Student Stations: 1

Location: Kingman

2. 24'x57'		1368 Sq.Ft. @ \$20.73/ Sq. Ft.
2 - Classrooms	24'x24'	
1 - Office & Storage	10'x24'	

Figure 8 (Continued)

G. RELOCATABLE BUILDINGS (Continued)

Cost: \$28,353.84
Capacity: 50
Student Stations: 1

Location: Lake Havasu City

H. MOBILE CLASSROOMS

1. 12'x48' (Electricity Lab - MCC) 576 Sq. Ft.
@ \$16.13/
Sq.Ft.
Cost: \$9,291.00
Capacity: 25
Student Stations: 1

Location: Kingman

2. 12'x48' (Lapidary-Silversmithing-BHC) 576 Sq.Ft.
@ \$16.08/
Sq. Ft.
Cost: \$9,262.00
Capacity: 25
Student Stations: 1

Location: Bullhead City

3. 12'x56' (Marine Outboard - LHC) 672 Sq.Ft.
@ \$16.26/
Sq.Ft.
Cost: \$10,925.00
Capacity: 20
Student Stations: 1

Location: Lake Havasu City

4. 12'x48' (Classroom - Peach Springs) 576 Sq.Ft.
@ \$13.06/
Sq.Ft.
Cost: \$7,522.00
Capacity: 25
Student Stations: 1

Location: Peach Springs

I. SKILL TRAINING BUILDING 40'x100' 4000 Sq.Ft.
@ \$10.51/
Sq.Ft.

Reception	16'x23'
Office	9'x10'
Classroom	21'x24'
Shop Area	67'x40'
Restrooms	12'x12'

Cost: \$42,040.00
Capacity: 50
Student Stations: 2
Location: Lake Havasu City

Figure 8 (Continued)

SUMMARY:

20 Student Stations

461 Student Capacity (100% utilization)

part that it is the responsibility of the college to provide every adult the opportunity to further his or her education. Programs to provide students with salable skills as well as enrichment activities are provided. The Statement of Philosophy further states that the college will provide a flexible program to meet local community needs. Programs whenever possible are open entry.

The curriculum of Mohave Community College provides means to accomplish the stated Purposes of the College. The college organizes programs into broad areas of educational purposes as follows:

1. Developmental preparatory education, and apprenticeship training.
2. Career skills - both degree and certificated skills.
3. Lower division-university parallel (associate degree) programs.
4. Continuing education-adult extension program.
5. Student personnel-guidance, counseling, testing, placement and follow-up and orientation.
6. Community services.

Mohave Community College confined course offerings to occupational skill classes during the 1971-72 and 1972-73 school years. The great majority (99%) of the classes were offered at night so that working adults may take advantage of them. The college has also been involved in numerous other activities including seminars, workshops and in-service training programs. A total of 68 classes were conducted during the 1971-72 school year and this number increased to 103 classes conducted during the 1972-73 year. A complete list of courses, location and number of students appears in

Appendix A.

Mohave Community College will begin class offerings leading to an Associate degree in the fall of 1973. The Associate degrees in Art (A.A.) and in Applied Science (A.A.S.) are represented by the following areas of emphasis; accounting, business administration, fine arts, fire science, law enforcement, automotive technology, and liberal arts. This addition to the program will bring about an increase in the number of day classes being offered. The proposed schedule of classes for fall, 1973 lists 52 day offerings and 151 evening classes.

Lower division-university parallel programs have been approved for transfer by the three Arizona State Universities. The Veterans Administration has granted approval for veteran benefit payments. The addition of the university parallel program provides for course offerings in each of the six areas stated in the Purpose of the College.

Projections of Future Programs

Plans for future curriculum development reflect the stated philosophy of Mohave Community College and the State Junior College Board. These plans continue to emphasize the stated purpose of the institution. This curricular development largely grows from the work of advisory committees which are comprised of faculty, staff, and experts from the community. Present advisory committees include: Banking, Business Occupations, Fire Science,

Health Occupations, Law Enforcement, Electricity and Automative, and Hospital Services. Others are formed as needed.

Present areas of emphasis for program and facility development are in the area of industrial electricity, marine technology, and plastics. Another area being given strong consideration is marine biology and other environmental characteristics peculiar to Mohave County.

Students

Enrollment during the first two years of operation was restricted to occupational skill classes. The potential student body therefore did not include academically oriented students seeking an Associate degree. The 1971-72 school year shows 1068 class registrations. A 26% increase in enrollment brought total class registrations for 1972-73 to 1352 and addition of the Associate Degree and university-parallel programs is expected to accelerate enrollment increase.

CHAPTER III

Potential Community College Students

The rapid expansion of Mohave County's economic and population factors is an asset when considering the area's potential for support of a community college. This chapter deals primarily with enrollment projections based upon present enrollments, future growth patterns, and state community college growth history. In the University of Arizona publication, Arizona Junior College: An Investment in Educational Opportunities for Youth and Adults, enrollment projections are considered as:

The size of future enrollments can be estimated only since there is no known method of predicting future school or college populations with guaranteed accuracy. In making estimates, it is necessary to take into account as many of the known facts as feasible, interpret them as accurately as possible in terms of future enrollments, and then plan development programs that are sufficiently flexible that they may be altered if it is found later that actual numbers of college students tend to deviate markedly from the estimated figures.¹

Enrollment projections for Mohave Community College are based upon 1971-72 and 1972-73 enrollments in the occupational skill classes in addition to the prediction

¹ Arizona Junior Colleges: An Investment in Educational Opportunities for Youth and Adults, Bureau of Educational Research and Service, College of Education, University of Arizona, July, 1968, P. 2/1.

factors stated earlier. Mohave Community College enrollments are a fact and the growth pattern is evident during the first three years of operation. The feasibility study again is able to use established figures for a base upon which to build.

Factors Relating to Potential Enrollments Within the County

During the 1972-73 school year Mohave County had 96 residents attending community colleges within the state of Arizona. This figure was obtained from the annual report of the Mohave County Board of Supervisors. It can be expected that with the establishment of the Associate of Arts degree the majority of these students would attend their county community college. It is also reasonable to expect that many other residents who could not attend a community college outside the county would attend a local college. The county would no longer be responsible for the out of county Associate Arts tuition costs of the Mohave residents.

The second area of enrollment encompasses those residents who now attend a four-year college or university. A majority of these students could be expected to enroll in the Mohave Community College before completing their education in a four-year college. The ACT "Profile of Career Applicants" (1973) reported that of 309 respondents, 157 senior students indicated they would enroll at degree granting institutions. Of the 157 seniors 50 indicated they would enroll in 2 year colleges. It is assumed that the availability of a community

college would increase the number of Mohave County residents who attend the state four-year colleges. However, these students will primarily be enrolled in the upper division courses of the university, having completed their lower division courses at the local community college.

A third area of enrollment involves adults of Mohave County who have not pursued post high school education in the past because of the lack of a post-high school educational facility. Many of these adults have taken advantage of the career-oriented programs offered by Mohave Community College and the adult enrollment can be expected to increase significantly with the expansion of the program.

It should be pointed out at this time that not all Mohave County students who now attend colleges outside the county would take advantage of the county community college program. Students may still enroll in specialized programs not offered by the community college or may attend a college outside Mohave County, at their expense, for personal reasons. It is assumed however, that the majority of these students will take advantage of the Mohave Community College because of its proximity and lower financial costs.

Factors Relating to Potential Enrollment from Outside Mohave County

The potential for large enrollments from outside Mohave County is limited by the fact that the three Arizona counties that border Mohave County each have a two-year or

four-year college in operation. Arizona Western College, Yavapai College, Prescott College, and Northern Arizona University will draw the bulk of the students from the bordering counties.

Out of state students undoubtedly will enroll in the community college but the numbers can be expected to be small. During the past year out of state students enrolled in the career-oriented courses offered by the college. The practice of offering classes throughout the county will enhance the enrollment of out-of-state students but the numbers are expected to remain small. The Mohave Community College is in existence to serve Mohave County and the enrollment will come primarily from within the county. Figure 9 shows the proximity of other Arizona colleges to Mohave County.

Distribution of High School Students

High school enrollment in Mohave County increased 23 percent during the three year span of 1969-70 through 1971-72. Enrollment figures, as published in the 1972 Arizona Statistical Review showed a total enrollment of 1,494 in 1969-70 and an increase of 350 students for a total of 1,844 in 1971-72.² The enrollment figures for the three high schools in the Mohave County Union School District are shown in Figure 10.

² Arizona Statistical Review, September, 1972, p. 26, Valley National Bank, Phoenix, Arizona.

Figure 9

LOCATION OF ARIZONA COMMUNITY COLLEGES - 1973

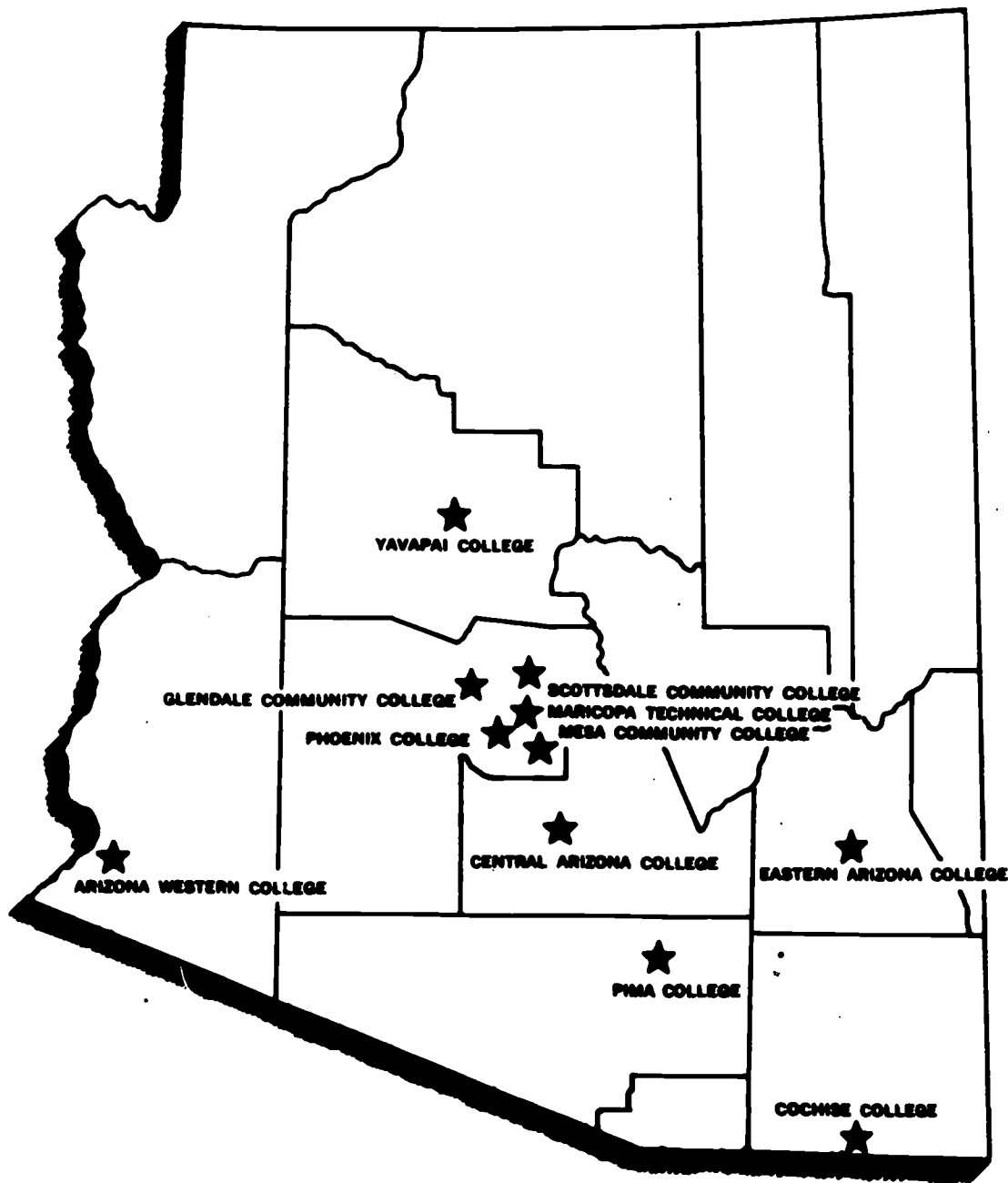


FIGURE 10

Mohave County Union High School Enrollment

Year	Kingman High School	Lake Havasu High School	Mohave High School	Total Enrollment
1969-70	942	336	250	1528
1970-71	986	557	315	1858
1971-72	987	564	351	1902
1972-73	1012	660	349	2121
* 1973 Estimate				2200

* Figures obtained from Mohave Union High School District Office

The enrollment projection for the Mohave Union High School District senior class has been computed by the Bureau of Educational Research and Service, College of Education, University of Arizona. This projection is recorded in Figure 11.

FIGURE 11

Mohave County Union High School Senior Class Enrollment

Year	Actual Enrollment	Predicted Enrollment	Deviation
1956-57	50	57	7
1957-58	61	56	-5
1958-59	44	45	1
1959-60	53	57	4
1960-61	62	64	2
1961-62	75	69	-6
1962-63	74	76	2
1963-64	77	106	29
1964-65	131	110	-21
1965-66	138	139	1
1966-67	156	168	12
1967-68	176	164	-12
1968-69	199	191	-8
1969-70	260	235	-25
1970-71	320	222	2
1970-72	333	349	16
1972-73	378	363	-15
1973-74		445	
1974-75		511	
1975-76		536	
1976-77		572	
1977-78		637	
1978-79		800	
1979-80		788	
1980-81		823	
1981-82		881	
1982-83		988	

The average per capita yearly increase in the Mohave County Union High School has been 144 over the past ten years. However, a larger growth of 208 students per year has been recorded during the past five years. The growth pattern of the past five years seems to reflect the present growth pattern of Mohave County.

In computing potential students for the Mohave Community College, Mohave County residents attending high schools outside the county should be counted. The Mohave Union High School District paid tuition for 31 students attending schools outside the county in 1972-73. In addition to the tuition students, 65 Mohave County students attended in Colorado City, Arizona in 1972-73. The combining of these figures gave Mohave County a total of 2217 high school students for the 1972-73 school year.

Potential Enrollment of High School Graduates

The number of graduates of the Mohave County Union High School has increased 150% during the eight year period 1965-66 through 1972-73. Based on enrollment vs. graduation over the past eight years the graduation projection is shown in Figure 12.

FIGURE 12

Graduates of Mohave County Union High School

<u>Year</u>	<u>Graduates</u>
1965-66	138
1966-67	156
1967-68	181
1968-69	203
1969-70	191
1970-71	325 ¹
1971-72	330 ²
1972-73	340*
1973-74	400
1974-75	460
1975-76	482
1976-77	515
1977-78	573
1978-79	720
1979-80	709
1980-81	741
1981-82	793
1982-83	889

*An additional 27 Mohave County students graduated from other public or private schools in 1973.

¹Unofficial records.

²Unofficial records.

The Profile of Career Applicants for the 1973 Mohave County Union High School seniors established need for many areas of educational services. The Career profiles are recorded in figures 13, 14, 15, and 17.

Figure 13

PROFILE OF CAREER APPLICANTS
Mohave High School
1972-73

Educational Aspiration	Male	Female	Total
High School Diploma	5	6	11
Voc., Tech., or Certificate Prg.	3	4	7
2 Yr. College or Voc. Degree	4	6	10
4 Yr. College or Equivalent	8	6	14
One or more yrs Graduate Work	3	4	7
Occasional Courses - No Degree		2	2
First Term Enrollment Plans			
Part-time student	3	8	11
Full-time student	19	20	39

Figure 14

PROFILE OF CAREER APPLICANTS
Kingman High School
1972-73

Educational Aspiration	Male	Female	Total
High School Diploma	11	12	23
Voc., Tech., or Certificate Prg.	20	25	45
2 Yr. College or Voc. Degree	14	11	25
4 Ys. College or Equivalent	26	14	40
One or more yrs of Graduate Work	16	3	19
Occasional Courses - No Degree	2	8	10
First Term Enrollment Plans			
Part-time student	19	25	44
Full-time student	69	46	115

Figure 15

PROFILE OF CAREER APPLICANTS
Lake Havasu High School
1972-73

Educational Aspiration	Male	Female	Total
High School Diploma	7	6	13
Voc., Tech., or Certificate Prg.	3	4	7
2 Yr. College or Voc. Degree	3	12	15
4 Yr. College or Equivalent	12	8	20
One or more yrs Graduate Work	6	1	7
Occasional Courses - No Degree	1	3	4
First Term Enrollment Plans			
Part-time student	5	6	11
Full-time student	26	26	52

Figure 16

PROFILE OF CAREER APPLICANTS
Mohave County Union High School
1972-73

Educational Aspiration	Male	Female	Total
High School Diploma	23	24	47
Voc., Tech., or Certificate Prg.	26	33	59
2 Yr. College or Voc. Degree	21	29	50
4 Yr. College or Equivalent	47	28	75
One or more yrs Graduate Work	25	8	33
Occasional Courses - No Degree	3	13	16
First Term Enrollment Plans			
Part-time student	27	39	66
Full-time student	115	92	207

It can be assumed that adult enrollment will increase in proportion to the population increase and will be given added impetus by the growing demand in all Mohave communities for additional courses. The appeal of the A.A. degree should also add impetus to this growth.

Figure 17

Total Head Count & Full-time Equivalent Students

<u>Year</u>	<u>FTES</u>
1971-72	113
1972-73	138
1973-74	198
1974-75	384
1975-76	521
1976-77	547
1977-78	612
1978-79	647

Summary

Reflection on chapter three indicates a rapid student population growth parallel to the general population growth. The 1973-74 student population will exceed the minimum requirements for entrance into the state community college system. About 100 Mohave County students now attending other community colleges could be expected to enroll at Mohave Community College. The Associate Arts degrees are now recognized by the three state universities and courses leading to these degrees are transferable. This is an inducement for not only the high school graduate but for other adults in



the county. Approval for Veterans Administration Benefits will encourage veterans to enroll. Expanding the number of evening courses will increase the number of older adults enrolling.

The five year enrollment projection anticipates 647 students for the Fall of 1978.

CHAPTER IV

Financial Considerations

Arizona statutes require that a community college district must have a minimum assessed valuation of \$60,000,000.

The 1973 assessed valuation of Mohave County is estimated to be \$139,263,426. This is an increase of 63% for the six year period 1968-73.

Figure 18

MOHAVE COUNTY ASSESSED VALUATION

<u>Year</u>	<u>Mohave County Assessed Valuation Amount</u>
1968	\$87,623,000
1969	98,559,000
1970	111,792,000
1971	116,876,000
1972	119,790,140
1973	139,263,426

Economic growth figures published in the Valley National Bank's Statistical Review Service project continued financial growth. These percentages are shown in Figures 2, 3, 4, and 5 and portray the largest percentage of economic gain for any Arizona County from 1961 to 1971.

Figure 19

ECONOMIC INDICATORS

<u>Indicator</u>	ARIZONA		<u>% Change</u>
	<u>1961</u>	<u>1971</u>	
Retail Sales	1,996,032,000	4,412,301,000	121
Bank Deposits	1,453,414,000	4,327,000,000	197.7
	MOHAVE COUNTY		
Retail Sales	16,820,000	70,313,000	318
Bank Deposits	6,439,000	47,410,000	636.3

The above economic growth figures accompany a 210% population increase for Mohave County over the same period.

Capital Improvements

Mohave Community College is in operation, has already acquired 161 acres of land, 9 relocatable buildings, and 4 mobile classrooms. Many of the non-recurring expenditures contemplated in the organization of a community college campus have taken place. Table 20 sets forth capital expenditures of Arizona Community Colleges from their inception to 1970-71. As has been previously pointed out, much of this non-recurring expense has been completed by Mohave Community College.

Figure 20

CAPITAL EXPENDITURES OF EXISTING COMMUNITY
COLLEGE DISTRICTS FROM INCEPTION TO 1970-71

District	Land and Land Improvements	Buildings and Building Improvements	Equipment
Cochise	\$ 175,027	4,352,940	789,719
Maricopa ¹	1,270,661	6,260,389	1,575,985
Pima	53,611	12,135,656	1,196,946
Yavapai	365,528	4,046,738	602,856
Pinal	35,257	4,391,482	1,017,904
Graham	159,630	3,649,868	948,648
Yuma	1,600	5,085,488	1,553,672

Source: Annual Report of State Board of Directors for
Junior Colleges, 1970-71.

¹ Divided by 4 to reflect campus cost

Mohave Community College has in the first three years
of operation acquired the following capital outlay items:

	<u>Value</u>
160-Acre campus (Kingman)	\$160,000
One-acre campus (Lake Havasu City)	35,000
Buildings	450,000
Equipment	<u>250,000</u>
Total	\$895,000

Operational Expenditures

Operational expenditures of Mohave Community College

are listed in the annual reports for the years 1971-72 and 1972-73. The costs are established on a full-time equivalency rate even though the Mohave Community College did not offer Associate Degrees during this time. Therefore, there was a higher per pupil cost. If the student population follows the projected figures the establishment of the Associate Degree will lower per pupil costs substantially. Figure 21 shows the 1972-73 operating costs for the state's community colleges.

Figure 21

ESTIMATED OPERATING EXPENDITURES OF EXISTING
COMMUNITY COLLEGE DISTRICT 1972-73
IN RELATION TO FULL-TIME STUDENT EQUIVALENT

<u>District</u>	<u>FTSE</u>	<u>Operating Expenditure</u>	<u>Cost per FTSE</u>
Cochise	1090	\$ 2,209,920	\$2,027
Eastern Arizona	1079	1,809,108	1,677
MCCCD	19,363	22,352,586	1,154
Pima Community	4,100	6,872,428	1,676
Central Arizona	2,200	3,728,000	1,695
Yavapai	890	1,824,094	2,050
Arizona Western	<u>1,610</u>	<u>2,704,981</u>	<u>1,680</u>
Totals	30,332	\$41,501,007	
State Aug. FTSE Cost			\$1,368
State Aug. FTSE Cost Excluding MCCCD			\$1,745

Source: REPORT FROM THE STATE BOARD OF DIRECTORS FOR
COMMUNITY COLLEGES OF ARIZONA. January, 1973.

If Mohave Community College continues with the planned program of studies, the projected full-time student equivalent cost is estimated to be \$1950. This cost per student should lessen as the student population increases.

Financial Resources

Continuation of Mohave Community College is dependent upon adequate financial support. Community colleges in Arizona receive revenue from five sources: state assistance, district taxes, tuition and fees, federal aid and gifts. State assistance is based upon acceptance into the state community college system and therefore was not available to Mohave Community College the past two years. An initial capital outlay grant was also unavailable. Revenue from the other four sources provided income for the college.

Potential Sources of Capital Improvement

If Arizona accepts Mohave Community College into the state's community college system, the state would provide \$500,000 initially for capital improvements plus \$135 per year for each full-time student equivalent. Under Arizona Revised Statute 35-452 a majority of qualified electors voting in an election must vote in favor of creating sufficient indebtedness for the district to provide additional capital improvement costs. In addition to the above sources the district board may levy a 10¢ or 30¢ per \$100 assessed valuation for capital outlay

purposes.

The use of existing facilities and relocatable buildings will greatly reduce the need of immediate capital outlay, however, permanent structures eventually will be utilized. Mohave County could bond for an indebtedness of \$13,000,000.

If the number of full-time equivalents projected for Mohave Community College is realized, the revenue available under the present state formula is shown in Figure 22.

Figure 22

<u>ESTIMATED ANNUAL STATE AID FOR CAPITAL IMPROVEMENTS</u>		
<u>Year</u>	<u>Estimated FTSE</u>	<u>Annual Estimated State Aid</u>
1974-75	384	\$51,840
1975-76	521	70,335
1976-77	547	73,845
1977-78	612	82,620
1978-79	647	87,345

A total of 865 thousand dollars would be available from state aid for capital improvement over a five year period.

Sources of Operating Revenue

Mohave Community College has a revenue of \$15,000

collected through tuition and fees during the 1972-73 school year. This will increase with the addition of full-time students attracted by the Associate Degree. Based upon student enrollment projections and present formulas for state full-time equivalency funding, Mohave Community College can anticipate additional funding in the amount of \$2,090,980 during the five years from 1974 to 1979.

Figure 23

ESTIMATED ANNUAL STATE AID FOR OPERATIONAL BUDGET*

<u>Year</u>	<u>Estimated FTSE</u>	<u>Amount</u>
1974-75	384	261,120
1975-76	521	354,280
1976-77	547	371,960
1977-78	612	416,160
1978-79	647	439,960

*Does not include vocational and technical courses, this would add an estimated average of \$49,500 per year.

Revenue sources and amounts necessary for operational costs (\$778,000) for the 1974-75 school year are projected as follows:

Figure 24

SOURCES AND AMOUNTS OF OPERATIONAL REVENUE
FOR OPERATING COSTS OF \$866 THOUSAND

<u>Source</u>	<u>Amount</u>
Fees	\$ 56,000
State Aid	261,000
Local Tax (.29)	406,000
Other	<u>55,000</u>
	\$778,000

For Mohave County to raise its share of the total operating costs a tax rate of \$.29 per \$100 assessed valuation would be levied. The present reported tax rate for Mohave County Community College is \$.3841 per \$100.

The estimated revenue for the 1973-74 fiscal year and the projected revenue needed for 1974-75 are shown in Figure 25.

Figure 25

PROJECTED REVENUE FOR 1973-74 AND PROPOSED REVENUE FOR 1974-75

<u>Source</u>	<u>Amount</u>	
	1973-74	1974-75
Fees	\$25,000	\$ 56,000
State Aid	--	261,800
Local Tax	458,230	406,000
Other	<u>44,945</u>	<u>55,000</u>
Total	\$528,175	\$778,000

Federal funding may expand or contract depending upon political conditions.

Cost Revenue Summary Analysis

In comparing costs and revenue it must be remembered that Mohave Community College is a reality. The residents of Mohave County have established a 160-acre campus, a satellite campus, 13 buildings, a full-time certified staff of 14 and 15 classified personnel, and a 90 member reserve faculty. A curriculum for salable skills and for personal enrichment is in operation and the first Associate degree student will graduate in December, 1973.

The projected student increase and economic growth indicate that the revenue base will expand over the years. County residents have shown their willingness to support the community college financially and academically.

The importance of a community college to the overall financial worth of the county should be noted but this is one of the lesser attributes of the college. The county is growing both economically and numerically and the need for community colleges services has been clearly established.

CHAPTER V

Summary and Recommendations

According to the U.S. Bureau of Census, Mohave County has had the largest percentage of population increase in the last ten years of any county in the continental United States. This had been paralleled by growth in retail sales, bank deposits, and other economic indicators. The most cautious prediction forecasts continued impressive gains in all these areas.

On the basis of the above information the survey team believes the population and economic growth pattern is adequate for inclusion in the State Community College System. This county is less an economic risk than many other counties thus far admitted to the system.

Mohave County Community College district is presently supported by an assessed valuation of over \$139,000,000. Its 1973-74 operational budget is \$495,000. Thirteen relocatable buildings and/or mobile classrooms are located throughout the county.

The survey team recognizes the fact that Mohave County residents are not only supporting their own community

college but are also, as residents of the state of Arizona, supporting the State Community College System. The fact that Mohave County Community College is striving toward and successfully fulfilling the objectives set forth in its philosophy, within the limitation of present revenue resources, attests to the financial responsibilities and application of intelligent business procedures by the present administration and board of trustees.

The above statement lends further credence to the inclusion of Mohave County Community College in the State Community College system.

The college began offering occupational skill classes supplemented with seminars and workshops. The Associate Arts Degree with university parallel curriculum was added in 1973-74. The three Arizona Universities recognize this program and accept full transfer of all credit hours. The Veterans Administration has granted approval for payment of veterans benefits.

The addition of the Associate Arts Degree has provided the framework for meeting the stated objectives of Mohave County Community College. The objectives of Mohave Community College closely reflected the stated functions of the Arizona State Board of Directors for Community Colleges.

The survey team recommends the faculty and staff

pursue accreditation by the North Central Association. This will further enhance the prestige of the college.

The 1972-73 student enrollment was 1,068. This gave the college a Full-time Equivalent Student enrollment of 138.23. It should be pointed out that this enrollment was obtained in career oriented classes only since the university parallel classes were not established. All classes except nursing were offered in the evening. Ninety-six Mohave County residents attend other Arizona community colleges in the fall of 1972. The 1973 American College Testing report, "Profile of Career Applicants," indicated that slightly more than half of the senior high school students would enroll at degree granting institutions.

The Mohave County Union High School enrollment projection for 1973-74 is 2200. This estimate includes 445 seniors. These seniors in addition to the 367 Mohave County graduates of 1972-73 total 812.

The 1973-74 student population will exceed the minimum requirements for admittance into the state community college system giving further support for the admission of Mohave County Community College.

Mohave County Community College is a functioning organization with a campus of 161 acres, nine relocatable buildings and four relocatable classrooms. The total

capital value is \$895,000.

If the present multi-campus approach continues to be followed, which is unique in junior college organization, it is recommended that the campus at Lake Havasu City be expanded due to the rapid increase in population.

The assessed valuation of \$139,000,000 is more than double the minimum requirement for admission to the state system. Many of the non-recurring expenditures contemplated in the organization of a community college have already taken place. This places the college in a position of being able to offer these established facilities to the state. The financial structure adds additional support to consideration of admittance.

The Mohave County Community College is well established in terms of facilities, staff, organization, and curriculum and is already part of the ongoing life of the community.

In summary the survey team supports the petition of the Mohave County Community College for admission to the state community college system on the basis of meeting or exceeding all of the established minimum requirements.

APPENDIX A

**COURSE OFFERINGS AND ENROLLMENT
1971-1972 AND 1972-73**

MOHAVE COMMUNITY COLLEGE

Registration - Oct. 1, 1971

COURSE No.	Eq. Cr. Hrs.	Description	Lo- ca- tion	Instructor	Day(s)	Time	En- roll- ment
BA021	2	Sup. Development	*KHS	Brickner	W	7- 9:00PM	20
OE 130	3	Beg. Typing	KHS	Nielson	W	7-10:00PM	13
OE 139	3	Beg. Shorthand	KHS	Jones	T	7-10:00PM	17
ACC 139	3	Office Accounting	KHS	Kostroski	Th	7-10:00PM	30
GB 139	3	Prin.of Real Estate	KHS	McBrayer	T - Th	7-10:00PM	12
GEOL 031	3	Rockhound Geology	KHS	Musgrove	Th	7-10:00PM	14
HO 101	30	Health Occupations	MCC	Hook	M-F	7AM-3:30PM	22
SN 131	3	Convers. Spanish	KHS	Hiser	T	7-10:00PM	14
TECH 131	3	Welding I	KHS	Greer	W	7-10:00PM	17
TECH 131	3	Welding I	KHS	Greer	M	7-10:00PM	16
TECH 134	3	Major Appliance Rep.	KHS	Riner	M	7-10:00PM	11
TECH 135	3	Basic Surveying	KHS	Voss	T	7-10:00PM	17
TECH 138	3	Silversmithing	KHS	Carr	T	7-10:00PM	14
TECH 138	3	Silversmithing	KHS	Carr	Th	7-10:00PM	15
OE 130	3	Beg.&Inter.Typing	MHS	Briscoe	T	7-10:00PM	17
OE 139	3	Beg. Shorthand	MHS	Myers	M	7-10:00PM	8
GEOL 031	3	Rockhound Geology	MHS	Carle	M	7-10:00PM	18
SN 131	3	Convers. Spanish	MHS	Morales	Th	7-10:00PM	18
TECH 136	3	Metals I	MHS	Peters	W	7-10:00PM	16
OE 137	3	Beg. Typing FRM	P.S.	Archer	T	7-10:00PM	17
OE 137	3	Inter. Typing FRM	P.S.	Archer	Th	7-10:00PM	11
BA 021	2	Sup. Development	LHC	Brickner	M	7- 9:00PM	9
GEOL 031	3	Rockhound Geology	LHC	Carle	W	7-10:00PM	25
MATH 101	3	Trigonometry	LHC	Manning	T	7-10:00PM	14
TECH 135	3	Basic Surveying	LHC	Smith	Th	7-10:00PM	16

401

- *KHS - Kingman High School
- MCC - Mohave Community College
- MHS - Mohave High School
- P.S. - Peach Springs
- LHC - Lake Havasu City

SPECIAL ACTIVITIES AND COMMUNITY SERVICES

American College Testing Workshop	May-June
Bogus Check Clinic - Yellow Front Employees (two)	November
Expectant Parents Class	May-June
F.B.I. Seminars (two)	February-March
Hosted Basic 200 Hrs. Program for Law Enforcement Officers	February, March April, May
Human Relations Program - Denny's Employees	September
Human Relations Program - Holiday Inn Employees	October
North Central Evaluation Team Members	April
Northern Arizona Vocational Education Planning Meeting	June
Speeches, Talks, Service Club Programs (numerous)	
Waitress Training Seminars (two)	September

MOHAVE COMMUNITY COLLEGE

ENROLLMENT SPRING SEMESTER 1972

Course No.	Eq. Cr. Hrs.	Description	Lo- ca- tion	Instructor	Day(s)	Time	En- roll- ment
TECH 160	3	Fund. of Elect.	MCC	Seagondollar	M	7-10:00PM	28
HO 101	30	Health Occupations	MCC	Lamberts & Hook	M-F	7:30AM-3:00PM	18
LE 131	3	Intro.to Law Enf.	MCC	Jenkins	T	7-10:00PM	32
		Human Relations	MCC	Brickner	T	8- 9:30AM	17
		Human Relations	MCC	Brickner	T	2:30-4:00PM	17
BA 021	2	Sup. Development	MCC	Brickner	T	7- 9:00PM	10
BA 021	2	Sup. Development	MCC	Brickner	W	7- 9:00PM	20
TECH 155	3	Small Engine Rep.	MCC	Younger	W	7-10:00PM	4
LE 232	3	Tech.of Crim.Inves.	MCC	Spears	Th	7-10:00PM	29
HOS 123		Beg.Rest. Cooking	MCC	Waters			6
HOS 126		Waitress Training	MCC	Zumwalt			3
BA 022		Sup. Develop. II	MCC	Brickner	W	7- 9:00PM	8
		Human Relations	MCC	Brickner	T	8- 9:30AM	18
		Human Relations	MCC	Brickner	T	2:30-4:00PM	16
		Human Relations	MCC	Brickner	T	8- 9:30AM	16
		Human Relations	MCC	Brickner	T	2:30-4:00PM	19
		Human Relations	MCC	Brickner	T	8- 9:00AM	35
OE 132	3	Inter. Typing	KHS	Nielson	M	7-10:00PM	21
SN 131	3	Intro.Conv.Spanish	KHS	Murillo	M	7-10:00PM	25
OE 139	3	Shorthand Review	KHS	Henslee	T	7-10:00PM	11
SN 132	3	Conver.Spanish II	KHS	Hiser	T	7-10:00PM	10
TECH 131	3	Welding I	KHS	Moore	T	7-10:00PM	20
OE 130	3	Beginning Typing	KHS	Hendrix	T	7-10:00PM	15
ACC 139	3	Office Accounting I	KHS	Kostroski	Th	7-10:00PM	13
GB 131	3	Prin.of Bank Oper.	KHS	Pressley	Th	7-10:00PM	12
TECH 132	3	Welding II	KHS	Greer	Th	7-10:00PM	11
TECH 139	3	Silversmithing II	KHS	Carr	Th	7-10:00PM	11
BA 021	2	Sup. Development	LHC	Brickner	M	6- 8:00PM	12
OE 130	3	Beginning Typing	LHC	Gwynne	M & Th	7- 9:00PM	12
TECH 160	3	Fund. of Elect.	LHC	DiBlasi	M	7-10:00PM	13
ACC 139	3	Office Accounting	LHC	Rygiel	T	7-10:00PM	11
GB 131	3	Prin.of Bank Oper.	LHC	Rasmussen	T	7-10:00PM	22
ED 100	3	Educ.Ass't. Trng.	LHC	Numerous Inst's	Th	7-10:00PM	21

MOHAVE COMMUNITY COLLEGE
 ENROLLMENT SPRING SEMESTER 1972
 (Cont'd)

Course No.	Eq. Cr. Hrs.	Description	Lo- ca- tion	Instructor	Day(s)	Time	En- roll- ment
ACC 139	3	Office Accounting I	MHS	Fitzgerald	M	7-10:00PM	12
OE 241	3	Cler.Office Prac.	MHS	Briscoe	M	7-10:00PM	9
TECH 137	3	Metals II	MHS	Peters	W	7-10:00PM	15
SN 131	3	Intro.Conv. Spanish	MHS	Morales	Th	7-10:00PM	10
SN 132	3	Convers. Spanish II	MHS	Morales	Th	7-10:00PM	5
TECH 120	3	Intro.to Woodwrkg.	MHS	Peters	Th	7-10:00PM	15
TECH 138	3	Silversmithing II	MHS	Carr	Th	3- 6:00PM	11
ED 100	3	Educ. Ass't. Tr.	MHS	Numerous Inst's	Th	7-10:00PM	20
TECH 131	3	Welding I	P.S.	Greer	M	7-10:00PM	15
TECH 135	3	Fund.of Surveying	P.S.	Vondall	T	7-10:00PM	10
OE 131	3	Inter. Typing & Records Mgt.	P.S.	Archer	T	7-10:00PM	<u>9</u>

667

MOHAVE COMMUNITY COLLEGE

Summer Activities 1972

Dates	Activity	Location
1. June 19-July 28	Neighborhood Youth Corps., 2 classes 3 hours per day, 3 days per week (Man- power)	HOS 101
2. June 20-July 13	Audiovisual Aids Development & Use - TA110 T-Th - 7:00 - 9:00 PM (Headstart Supple- mental Training)	HOS 101
3. June 20	Fire Science Advisory Committee Meeting	Adm.
4. June 20	Program Planning Meeting, Northern Ari- zona Colleges and Northern Arizona University	BUS 102
5. June 23	Law Enforcement Advisory Committee Meeting	Adm.
6. July 7, 8	Seminar for M.C.C. Reserve Faculty Certification renewal topics (Dr. Teel) 7:00 PM - 10:00 PM and 9:00 AM - 12:00 Noon	HOS 101
7. July 10-14	Needletrade Center Opens	MCC (Lake Havasu Bldg.)
8. July 10-14	Firearms Class (1 cr.) LE 210	HOS 101 & Range
9. July 17-21	Firearms Class (1 cr.) LE 210	HOS 101 & Range
10. July ____	Auto Refrigeration Class (1 week)	SGE
11. July ____	First Aid Class (1 week)	HOS 101
12. July ____	Resource Center Consultant (1 week)	RES 100
13. August 28	Fall Registration - Kingman	Kingman H. S.
14. August 29	Fall Registration - Mohave Valley	Mohave H. S.
15. August 30	Fall Registration - Lake Havasu City - Peach Springs	Lake Havasu H. S. Community Bldg.
16. September 5	Classes Begin	County Wide
17. September 5,6,7	Possible registrations Colorado City, Dolan Springs, Mohave Valley, Wikieup	_____

MOHAVE COMMUNITY COLLEGE

FALL SEMESTER 1972
November 7, 1972

MOHAVE COMMUNITY COLLEGE

Course No.	Cr. Hrs.	Description	Loca- *tion	Instructor	Day	Time	Enroll- ment
MCC 139	3	Office Acct.	MCC	McCormick	M	7-10	21
BA 021	2	Sup.Dev. I	MCC	Brickner	Th	7-9	11
BA 024	3	Sup.Dev.Gov.Adm.	MCC	Lightwine	Th	7-10	12
EDUC 100	3	Ed. Asst. Trng.	MCC	Numerous	M	7-10	20
FS 130	3	Intro. Fire Science	MCC	Marshall	W	7-10	7
HO 101	14	Health Occupations	MCC	Hook & Others	M-F	7-4	17
LE 131	3	Intro. Law Enf.	MCC	Jackson	T	7-10	8
LE 232	3	Tech. Crim. Inv.	MCC	Cisney	W	7-10	21
LE 234	3	Criminal Law	MCC	Pope	Th	7-10	14
DE 130	3	Beg. Typing	MCC	Baethke	M	7-10	16
DE 132	3	Inter. Typing	MCC	Baethke	M	7-10	1
DE 139	3	Beg. Shorthand	MCC	Baethke	W	7-10	25
DE 241	3	Clerical Offc. Frac.	MCC	Baethke	Th	7-10	13
TECH 144	3	Outboard Eng. Mech.	MCC	Walker	Th	7-10	16
TECH 155	3	Auto Eng. Tuneup	MCC	Walker	W	7-10	14
TOTAL							216

KINGMAN HIGH SCHOOL

ART 135	3	Ceramics	KHS	Liebold	M	7-10	13
GB 139	3	Prin. of Real Est.	KHS	McBrayer	T-Th	7-10	18
GEOL 031	3	Rockhound Geology	KHS	Mugrove	W	7-10	22
SN 131	3	Intro.Con.Span.I	KHS	Murillo	Th	7-10	12
TECH 131	3	Welding I	KHS	Moore	W	7-10	17
TECH 138	3	Silversmithing	KHS	Carr	T	7-10	17
TECH 138	3	Silversmithing	KHS	Carr	W	7-10	10
TECH 160	3	Fund. of Electricity	KHS	Seagondollar	T	7-10	9
TECH 160L	3	Fund. of Elect.(Lab)	KHS	Seagondollar	Th	7-10	13
TOTAL							131

- *MCC - Mohave Community College
- KHS - Kingman High School
- MHS - Mohave High School
- P.S. - Peach Springs
- LHC - Lake Havasu High School
- MCC#1 - Mohave Community College Skill Center, Lake Havasu City
or Mobile Classroom, Peach Springs

MOHAVE COMMUNITY COLLEGE

FALL SEMESTER 1972

(Cont'd)

Course No.	Cr. Hrs.	Description	Location	Instructor	Day	Time	Enrollment	
<u>PEACH SPRINGS</u>								
OE 132	3	Inter. Typing	P.S.	Archer	T	7-10	6	
OE 134	3	Adv. Typing	F.S.	Archer	T	7-10	1	
PHE 120	1	Basketball	P.S.	Fleming	W	7-9	16	
							<u>TOTAL</u>	23
<u>DOLAN SPRINGS</u>								
TECH 138	3	Silversmithing	Mt. Tipton School	Carr	Th	7-10	19	
							<u>TOTAL</u>	19
<u>BULLHEAD CITY - MOHAVE VALLEY</u>								
ACC 139	3	Office Acct. I	MHS	Fitzgerald	M&T	7-10	14	
BA 021	2	Super. Dev. I	MHS	Brickner	W	7-9	20	
FS 130	3	Intro. Fire Science	BHC Fire Dept.	Marshall	Th	7-10	17	
GB 139	3	Prin. of Real Estate	MHS	Loveday	Th	7-10	13	
GEOL 031	3	Rockhound Geology	MHS	Squibb	W	7-10	14	
OE 130	3	Beg. Typing	MHS	Briscoe	M	7-10	11	
OE 139	3	Beg. Shorthand	MHS	Myers	W	7-10	10	
SN 131	3	Intr. Con. Span. I	MHS	Morales	T	7-10	10	
TECH 138	3	Silversmithing	MHS	Taylor	Th	7-10	18	
							<u>TOTAL</u>	127
<u>LAKE HAVASU CITY</u>								
ACC 139	3	Office Acct. I	LHC	Rygiel	M	7-10	18	
AVIA 131	4	Primary Gr. School	LHC	Rowe	W	7-10	13	
BA 210	2	Small Business Mgmt.	LHC	Brickner & Others	T	7-9	33	
EDUC 101	3	Ed. Asst. Trng. II	LHC	Clark		7-10	11	
FS 131	3	Fire Hydraulics	LHC Fire Dept. #1	Weber	W	7-10	25	
GEOL 031	3	Rockhound Geology	LHC	Van Looyengoed	T	7-10	23	
OE 130	3	Beg. Typing	LHC	Criger	M	7-10	7	
OE 132	3	Inter. Typing	LHC	Criger	M	7-10	5	
OE 139	3	Beg. Shorthand	LHC	Witcher	T	7-10	17	
TECH 135	3	Fund. of Surveying	LHC	Smith	Th	7-10	14	
TECH 160	3	Fund. of Elect.	LHC	Wyborney	T	7-10	8	
							<u>TOTAL</u>	174
GRAND TOTAL							690	

SPECIAL ACTIVITIES AND COMMUNITY SERVICES

Shoplifting Clinic for Small Businessmen (three)	September
Real Estate Workshop	September
Office of Economic Opportunity Training Sessions	November
Christmas Sales Training	November
Department of Public Safety Special Law Enforcement Training Workshop	November
Mental Health Clinic In-service Training Series	November
Bogus Check Clinic	November
Shoplifting Clinic	November
Nursing Seminar on Intensive Care	January
200 Hour Basic Peace Officers School	April-May
Para-Medic Training Workshop	March
Nursing Patients with Respiratory Problems Clinic	March
Small Business Management Seminars (two)	March
Automotive Ignition Clinic	April
Nursing Workshop on Traumatic Disorders	April
Small Business Management Seminar	May
Speeches, Talks, Service Club Programs and Providing Consultant Services (numerous)	

MOHAVE COMMUNITY COLLEGE

SPRING SEMESTER 1973

March 7, 1973

Course No.	Cr. Hrs.	Description	Location	Instructor	Day	Time	Enrollment	
MOHAVE COMMUNITY COLLEGE								
ACC 139	3	Office Acct. I	MCC	McCormick	W	7-10	9	
ACC 140	3	Office Acct. II	MCC	McCormick	W	7-10	5	
BA 021	2	Super. Dev. I	MCC	Pressley	W	7-10	12	
BA 021	1	Super. Dev. I	Duvall	Brickner	Th	3-5	20	
BA 021	1	Super. Dev. I	MCC	Brickner	Th	7-9	25	
BA 022	2	Super. Dev. II	MCC	Brickner	W	7-10	9	
BA 210	3	Small Business Mgmt.	MCC	Watson	M	7-10	7	
FD 101	3	Ed. Asst. Trng.	MCC	Jacobson	M	7-10	5	
HO 113	2	Medical Terminology	MCC	Becker	M	7-9	12	
HO 200-206	15	Health Occupations (Practical Nursing)	MCC	Hook-Lamberts	M-F	7:30-4:00	14	
OE 130	3	Beg. Typing	MCC	Baethke	M,Th	1-2	6	
OE 132	3	Inter. Typing	MCC	Baethke	M,T,Th	1-2	11	
OE 130	3	Beg. Typing	MCC	Baethke	M,W	8:30-10	2	
OE 132	3	Inter. Typing	MCC	Baethke	M,W	8:30-10	3	
OE 140	3	Inter. Shorthand	MCC	Baethke	M,W	7-8:30	9	
OE 232	2	Adding & Calculating Machines	MCC	Baethke	M,W	1-2	4	
TECH 145	3	Outboard Eng. Mech.	MCC	Walker	Th	7-10	14	
TECH 152	3	Auto Air Cond.	MCC	Walker	M	7-10	7	
TECH 156	3	Adv. Auto Electric	MCC	Walker	T	7-10	8	
TECH 235	3	Adv. Surveying	MCC	Kesler	T	7-10	14	
							TOTAL	196
KINGMAN HIGH SCHOOL								
ART 140	3	Sculpture	KHS	Leibold	T	7-10	8	
GEOL 031	3	Rockhound Geology	KHS	Musgrove	W	7-10	13	
GOV 010	1	Arizona Constitution & Government	KHS	Wallace	M	7-10	12	
SN 132	3	Con. Spanish II	KHS	Murillo	Th	7-10	11	
TECH 120	3	Silversmithing	KHS	Carr	T	7-10	15	
TECH 139	3	Silversmithing II	KHS	Carr	W	7-10	12	
TECH 161	3	Adv. Electricity	KHS	Seagondollar	T	7-10	9	
							TOTAL	80
HO 010	2	First Aid & Safety	CAP Bldg.	Ward	M	3-5	10	
TOTAL KINGMAN AREA							286	

MOHAVE COMMUNITY COLLEGE
 SPRING SEMESTER 1973
 (Cont'd)

Course No.	Cr. Hrs.	Description	Location	Instructor	Day	Time	Enrollment
LAKE HAVASU CITY							
ACC 139	3	Office Acct. I	LHC	Rygiel	M	7-10	6
BA 021	2	Super. Dev. I	LHC	Jones	Th	7-10	10
FS 130	3	Intro.to Fire Science	LHC	Weber	W	7-10	16
Fire Dept.							
GB 139	3	Prin.of Real Estate	LHC	Galst	Th	7-10	49
HO 010	2	First Aid & Safety	MCC#1	Braatz	Th	7-9	13
HO 290	6	Refresher for Registered Nurses	MCC#1	Duncan	M,W	7-10	13
LE 131	3	Intro.to Law Enf.	LHC	Williams	M	7-10	8
OE 130	3	Beg. Typing	LHC	Criger	M,W	7-8:30	7
OE 132	3	Inter. Typing	LHC	Criger	M,W	7-8:30	2
OE 235	3	Bus.Communications	LHC	Witcher	T	7-10	11
SN 131	3	Intro.Con.Spanish	LHC	Bennett	Th	7-10	14
TECH 138	3	Silversmithing I	LHC	Van Looyengood	T	7-10	14
TECH 161	3	Adv. Electricity	LHC	DiBlasi	Th	7-10	9
TECH 120	3	Intro.to Woodworking	LHC	McDonald	T	7-10	9
TOTAL							181
BULLHEAD CITY - MOHAVE VALLEY							
AVIA 131	3	Primary Ground School	MHS	Kidwell	M	7-10	18
GEOL 031	3	Rockhound Geology	MHS	Squibb	W	7-10	26
HO 010	2	First Aid & Safety	Fire Dept.	Banker	M	7-9	27
SN 131	3	Con.Span. I	MHS	Morales	T	7-10	2
SN 132	3	Con.Span. II	MHS	Morales	T	7-10	11
TECH 138	3	Silversmithing I	MHS	Taylor	T	7-10	8
TECH 139	3	Silversmithing II	MHS	Taylor	Th	7-10	7
TOTAL							99
DOLAN SPRINGS							
GEOL 031	3	Rockhound Geology	Mt.Tipton Hill School	Hill	M	7-10	19
TECH 139	3	Silversmithing II	Mr. Tipton Carr School	Carr	Th	7-10	22
TOTAL							41
PEACH SPRINGS							
ART 135	3	Ceramics	Comm.Bldg.	Carter	T	7-10	14
HEC 114	3	Child Dev.& Family Relationship	MCC #1		W	7-10	4
HO 010	2	First Aid & Safety	US PUB Health	Perkins	W	7-10	9
MATH 130	3	Found. of Math.	MCC#1	Wingo	W	7-10	9
OE 235	3	Business Communications	MCC#1	Archer	M	7-10	19
TOTAL							55
GRAND TOTAL							662

UNIVERSITY OF CALIF.
 LOS ANGELES

OCT 12 1973

CLEARINGHOUSE FOR
 JUNIOR COLLEGE
 INFORMATION