

 edCHOICE

# TEACHERS AND K-12 EDUCATION

A National Polling Report

JUNE 2022

# KEY FINDINGS

1. Teachers report spending over \$500 of their own money in the last school year on classroom materials, and they spent around \$300 on professional development.
2. Teachers overwhelmingly support the idea of a publicly-funded savings/spending account to help pay for classroom materials or professional development, and regardless of the two names tested in a split-sample experiment.
3. The amount teachers would ask parents to pay (per child) for tutoring held steady this month at about \$340, which is in-line with the amount parents would be willing to pay.
4. Teachers are much more likely than school parents to believe school funding is too low either without a public statistic (76% vs. 49%) or even with that statistic (55% vs. 36%).
5. Pessimism about the direction on K-12 education at the state and nationwide levels continues to grow among teachers. In June, teachers in district schools and charter schools were much more negative about the profession compared to private school teachers.
6. Majorities of teachers signal support for school choice policies:
  - Education savings accounts (ESAs) – 76%
  - School vouchers – 51%
  - Charter schools – 61%
  - Open enrollment – 68%

*The following findings were noted in an earlier release (6/30/22):*

7. Teachers are less positive than parents when assessing how their schools address mental health, guns, bullying, and violent behaviors. Only about one-third of teachers say their schools are doing extremely/very well in any of those four categories.
8. Teachers are much more open and supportive than parents when it comes to proposed policies that could reduce school shootings.
9. Only one out of five teachers would carry a gun in school if allowed. Parents and the public appear much more supportive than teachers for such a policy.

## **Methodology:**

This poll was conducted between June 15-June 25, 2022 among a sample of 1,000 All Teachers. The interviews were conducted online. Results based on the full survey have a measure of precision of plus or minus 3.22 percentage points.

AGENDA

**VIEWS ON K-12 EDUCATION**

**TEACHING PROFESSION AND EXPERIENCES**

**TEACHING OPPORTUNITIES AND SCHOOLING**

**SCHOOL CHOICE POLICIES**

**SCHOOL SAFETY**

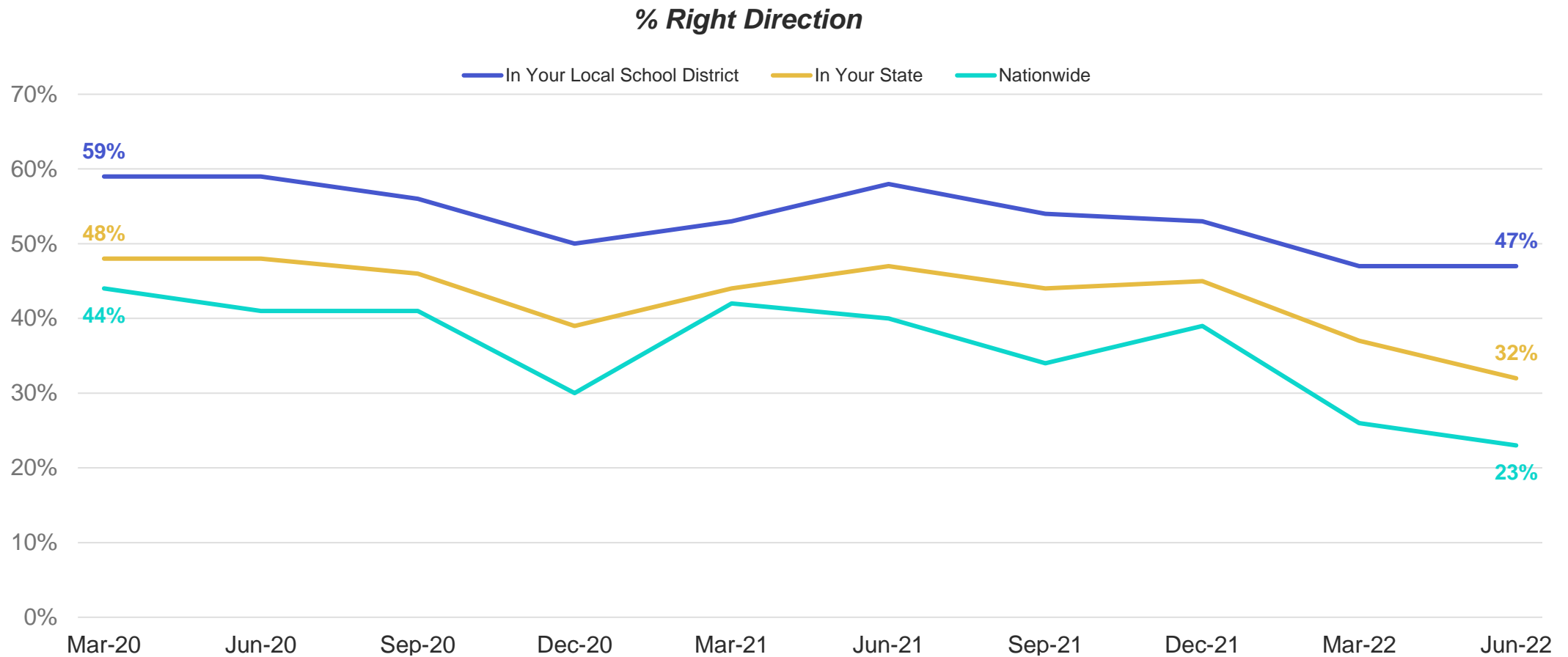
**SURVEY PROFILE AND DEMOGRAPHICS**



# In June, teachers became more pessimistic about the direction of K-12 education at the state and nationwide levels. Their views at the local level remained the same.

Do you feel things in K-12 education are generally going in the right direction, or do you feel things have generally gotten off on the wrong track?

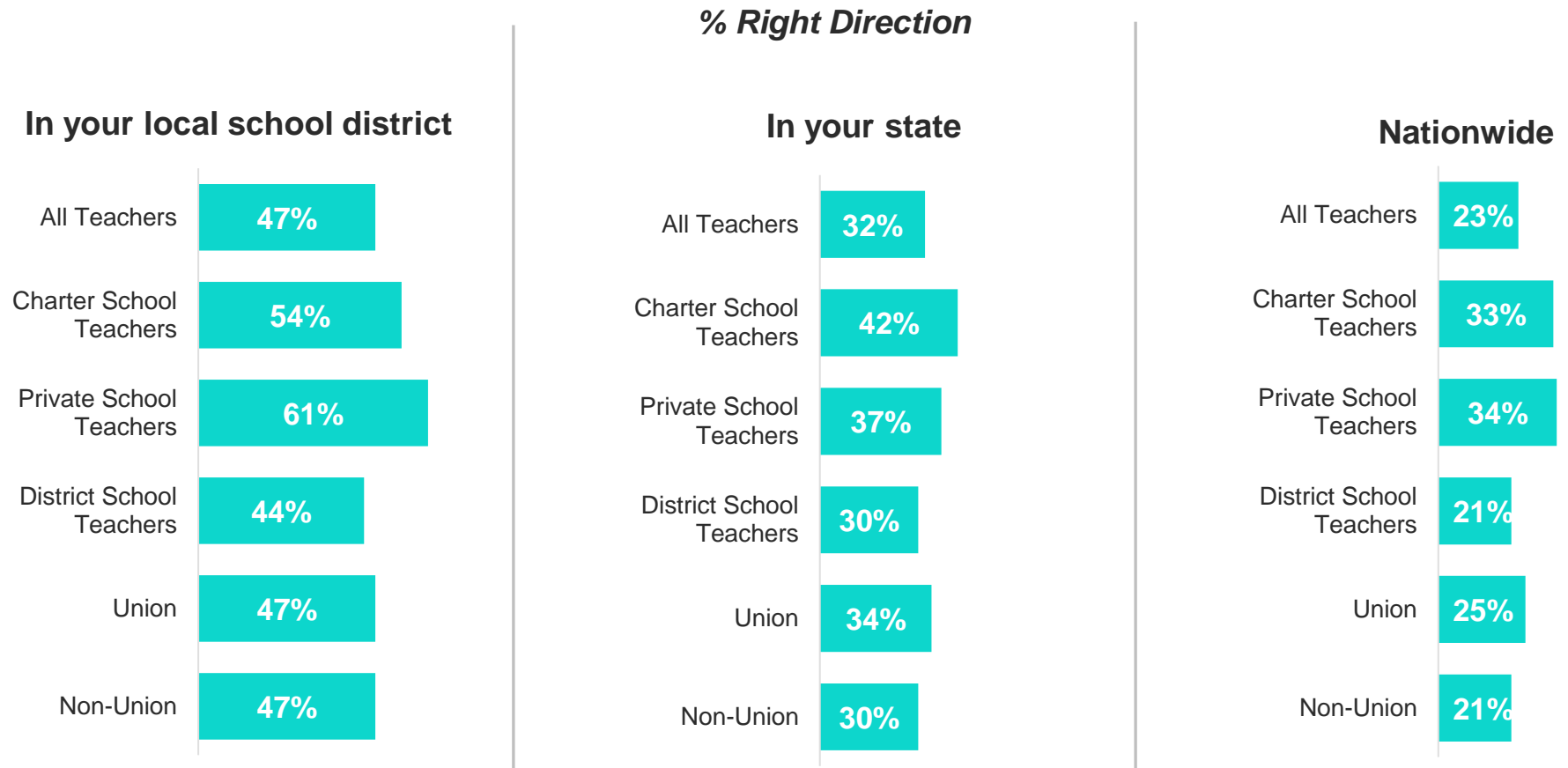
## All Teachers



# Teachers are twice as optimistic about K-12 education at the local level compared to how they feel things are going nationwide.

Do you feel things in K-12 education are generally going in the right direction, or do you feel things have generally gotten off on the wrong track?

## All Teachers



# Teachers believe grades K-8 should focus on socialization. They believe high school should focus on skills for future employment.

What do you believe should be the main purpose of education during Kindergarten through 8th grade/High School? In your opinion, how important is it for students to learn...

## All Teachers

### % Extremely Important

#### Grades K-8

Average % selected Extremely Important **47%**








-  Socialization (**61%**)
-  Become independent thinkers (**57%**)
-  How to be good citizens (**57%**)
-  Core academic subjects (**54%**)
-  Skills for future employment (**41%**)
-  Values, moral character, religious virtues (**39%**)
-  To fix social problems (**23%**)

**62%**

of school parents\* believe core academic subjects is most important for Grades K-8

#### Grades 9-12

Average % selected Extremely Important **49%**

-  Skills for future employment (**65%**)
-  Become independent thinkers (**61%**)
-  How to be good citizens (**53%**)
-  Core academic subjects (**49%**)
-  Socialization (**49%**)
-  Values, moral character, religious virtues (**38%**)
-  To fix social problems (**25%**)

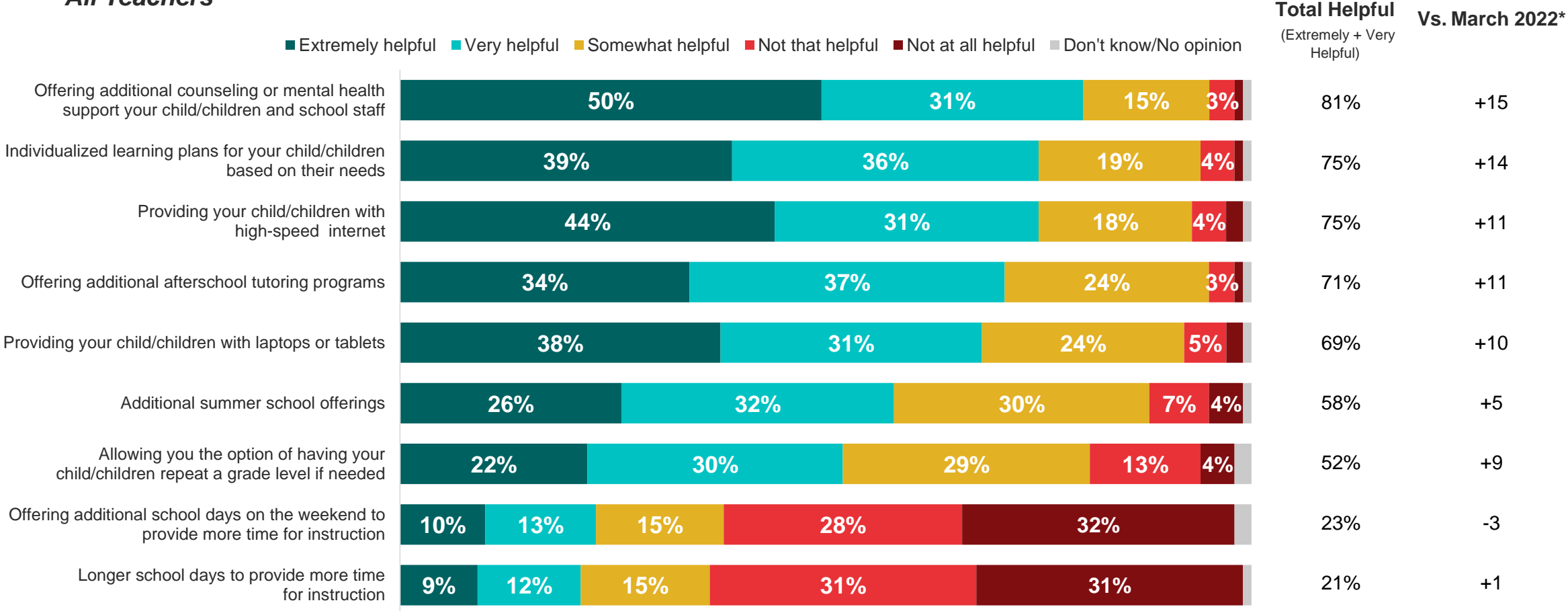
**62%**

of school parents\* believe core academic subjects is most important for Grades 9-12

# Teachers are much more likely to prioritize additional counseling services, individualized learning plans, and providing students with high-speed internet. There is substantial opposition to both additional and longer school days.

How helpful do you think each of the following will be for supporting students next school year?

## All Teachers




Source: Survey conducted June 15, 2022 – June 25, 2022, U.S. K-12 education teachers

\*Question asked as “How helpful do you think each of the following will be in helping students/your child/children next school year following the COVID-19 outbreak?” in March 2022

# Teachers believe that government spending per student is much lower than actual expenditures.

How much do you think is spent per year on each student in your state's public schools? Your estimate of the state average—to the nearest thousand dollars—will represent the combined expenditures of local, state, and federal governments.

 = \$1,000

### Median Estimate

| FY18 State Actuals |          |
|--------------------|----------|
| Maximum            | \$22,845 |
| Mean               | \$12,485 |
| Minimum            | \$7,525  |



All Teachers

Charter School Teachers

Private School Teachers

District School Teachers

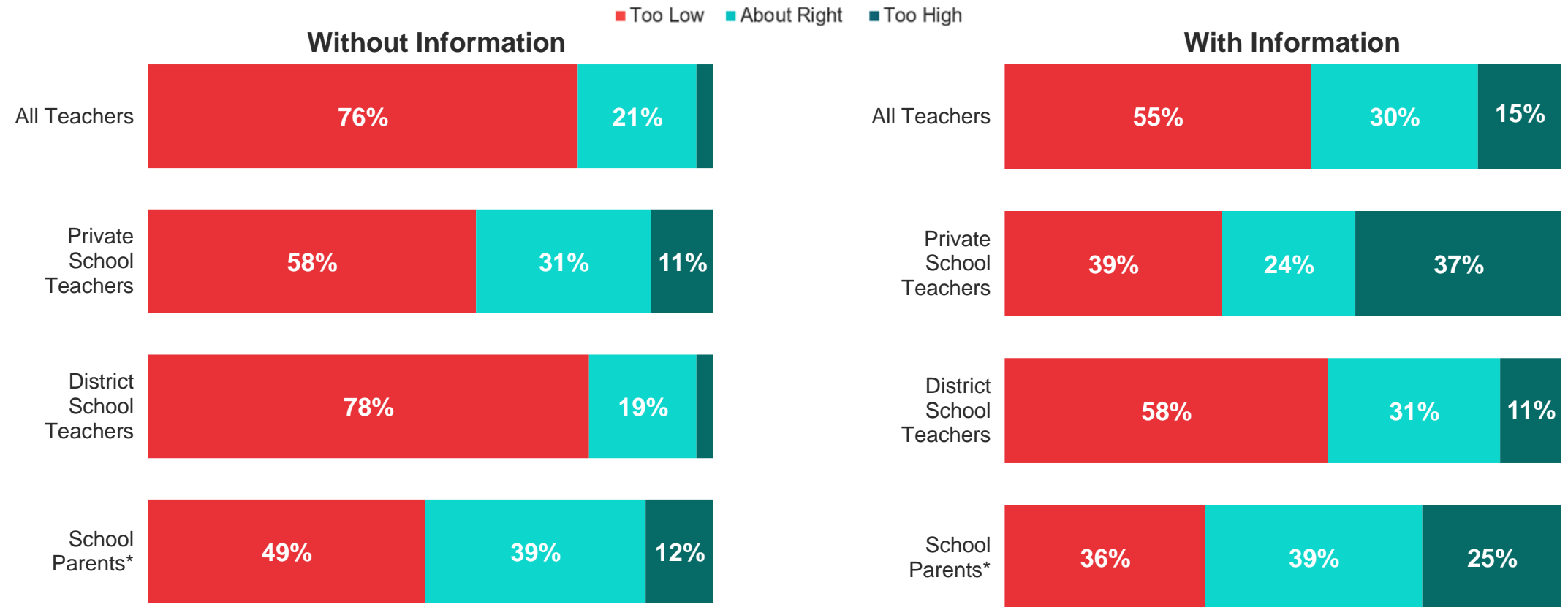
FY18 State Actuals Source: National Center for Education Statistics  
 Source: Survey conducted June 15, 2022 – June 25, 2022, U.S. K-12 education teachers



Teachers are much less likely (-21 points) to say their state’s per-student spending is “too low” when given a publicly reported statistic. Parents are much less likely than teachers to believe public school funding is “too low”.

Do you believe public school funding in [STATE] is:

On average, [STATE] spends \$\_\_\_\_\_ per student attending public school each year. Do you believe public school funding is:



Source: Survey conducted June 15, 2022 – June 25, 2022, U.S. K-12 education teachers  
 State Per Pupil Spending Source: National Center for Education Statistics  
 Note: \*School parents data comes from the June 2022 Gen Pop Report.  
 Charter school teachers not shown due to low sample size

AGENDA

VIEWS ON K-12 EDUCATION

TEACHING PROFESSION AND EXPERIENCES

TEACHING OPPORTUNITIES AND SCHOOLING

SCHOOL CHOICE POLICIES

SCHOOL SAFETY

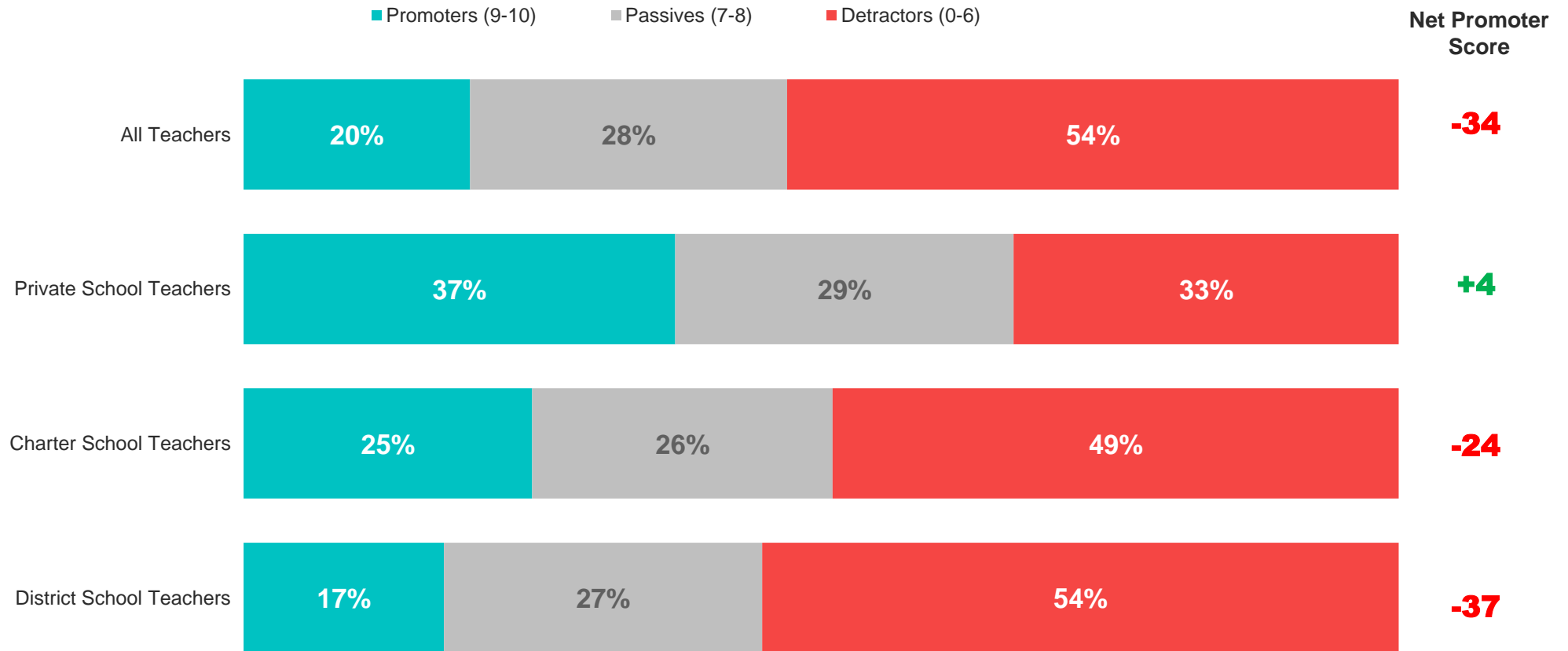
SURVEY PROFILE AND DEMOGRAPHICS



# In June, teachers in district schools and charter schools were much more pessimistic about the profession compared to private school teachers.

On a scale from 0 to 10, where '0' means 'Not at all likely' and '10' means 'Extremely likely'. How likely is it that you would recommend teaching to a friend or family member?

## All Teachers



Those who would recommend teaching view it as personally fulfilling and a way to make an impact on future generations. Those who would not recommend teaching believe it's a “thankless job” that has become more demanding.

And, why would/wouldn't you recommend teaching to a friend or family member?

**All Teachers**

**WOULD RECOMMEND**

“Even though it's extremely difficult to be a teacher, it's also super rewarding. I love being able to see when something just clicks for a student.”

“Because education is very important and the system need more educators.”

“It is a very rewarding field. You may not make a lot of money, but you receive a lot of satisfaction.”

“Because teachers make a difference.”

**WOULDN'T RECOMMEND**

“Stress, low pay, and no respect.”

The stress (in being a teacher) has increased significantly in the last 3 years. It is a highly stressful and under appreciated job.”

“Thankless job, too much emphasis on tests and not enough classroom teaching.”

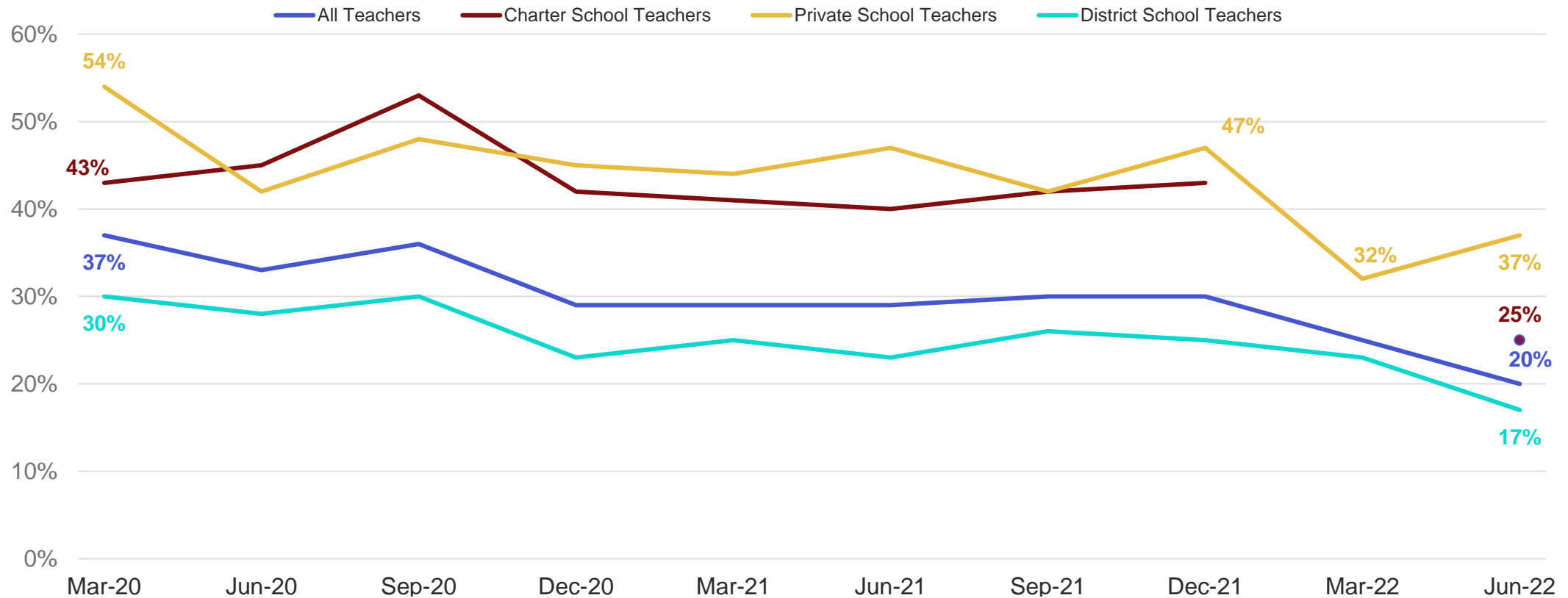
“it's so stressful and the pay is horrible.”

# In June, private school teachers were the most likely to promote the teaching profession when compared to both charter and district school teachers.

On a scale from 0 to 10, where '0' means 'Not at all likely' and '10' means 'Extremely likely'. How likely is it that you would recommend teaching to a friend or family member?

## All Teachers

### % Promoters (9-10)



\*Charter school teachers not shown in March 2022 due to low sample size

# The vast majority of teachers are currently teaching at the type of school they prefer most.

Where did you teach in the last school year (2021-22)? Have you been teaching in the type of school or educational setting that you prefer the most?

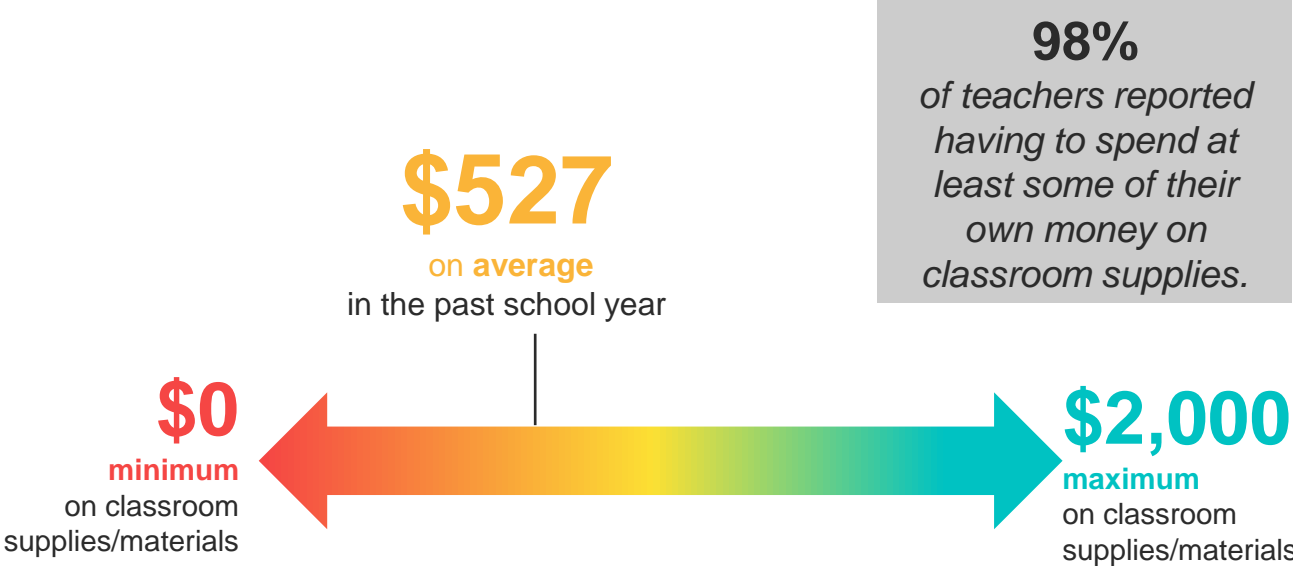
## All Teachers



# Teachers report spending just over \$500 of their own money in the past school year on classroom supplies/materials.

In the past school year (2021-2022), roughly how much of your own money did you spend on classroom supplies/materials?

## All Teachers



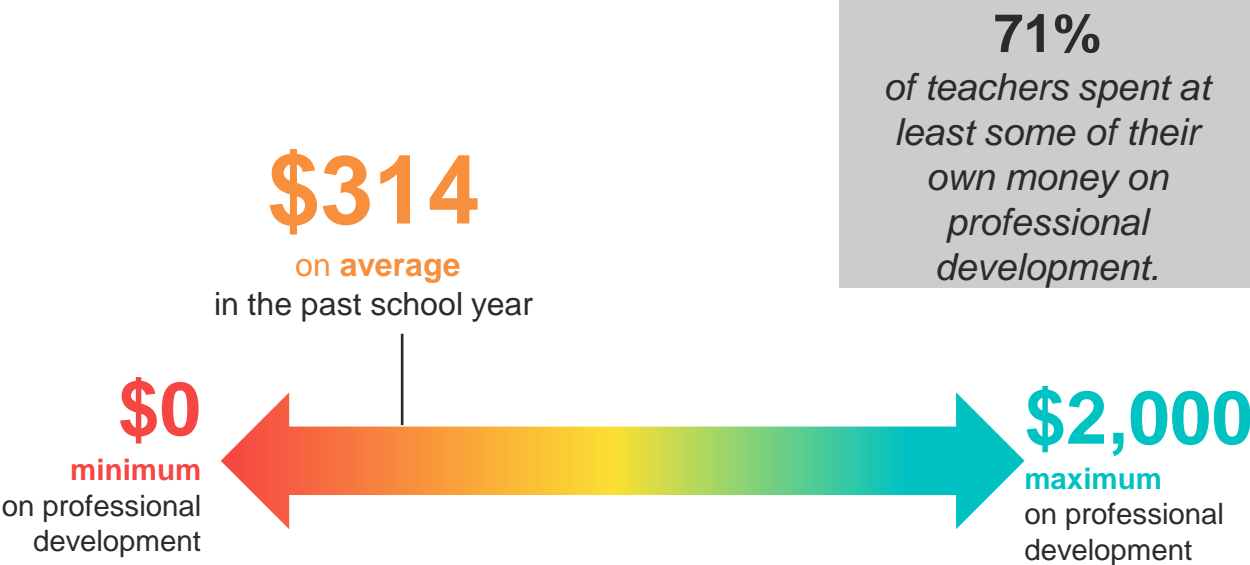
| Average spent in the past school year (2021-2022) by demographic |                          |       |
|--|--------------------------|-------|
| School Type  | Charter School Teachers  | \$585 |
|  | Private School Teachers  | \$527 |
|  | District School Teachers | \$520 |
| Community Type   | Urban                    | \$607 |
|  | Suburban                 | \$497 |
|  | Small Town/Rural         | \$530 |
| Years Teaching   | Less than 4 years        | \$521 |
|  | 4-9 years                | \$541 |
|  | 10-14 years              | \$585 |
|  | Greater than 15 years    | \$494 |

Source: Survey conducted June 15, 2022 – June 25, 2022, U.S. K-12 education teachers

# In the past school year, teachers report spending roughly \$300 of their own money on professional development.

And how much of your own money did you spend on professional development?

## All Teachers



| Average spent in the past school year (2021-2022) by demographic |                          |       |
|--|--------------------------|-------|
| School Type  | Charter School Teachers  | \$370 |
|  | Private School Teachers  | \$353 |
|  | District School Teachers | \$302 |
| Community Type   | Urban                    | \$449 |
|  | Suburban                 | \$301 |
|  | Small Town/Rural         | \$239 |
| Years Teaching   | Less than 4 years        | \$398 |
|  | 4-9 years                | \$318 |
|  | 10-14 years              | \$370 |
|  | Greater than 15 years    | \$257 |

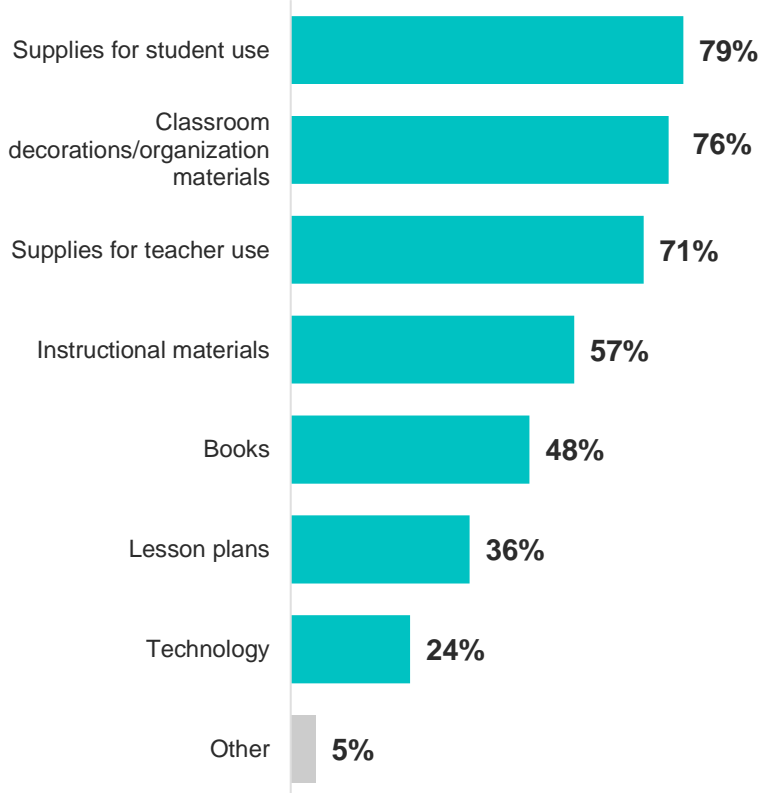
Source: Survey conducted June 15, 2022 – June 25, 2022, U.S. K-12 education teachers



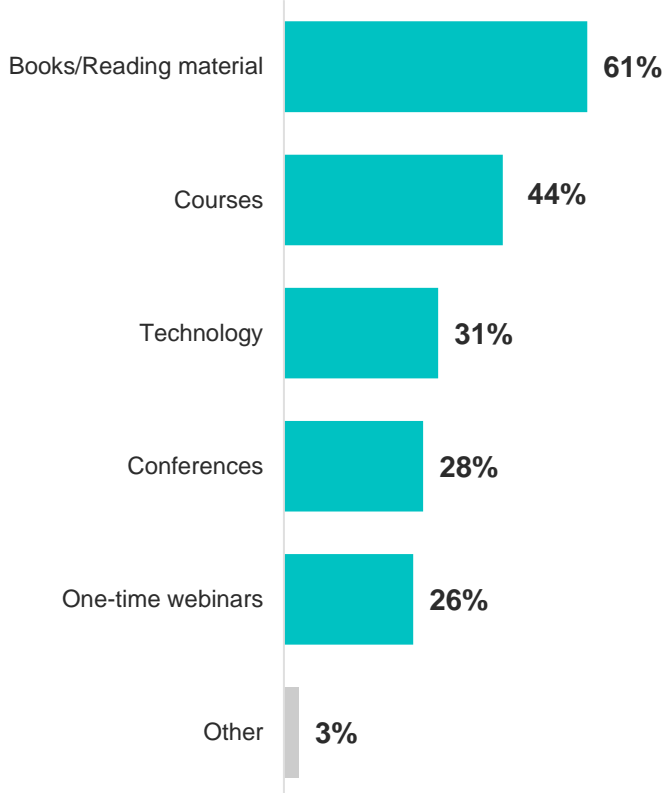
# Most money for classroom items was spent on supplies for either students, themselves, or on classroom decorations/organizational materials while most money spent on professional development was spent on reading materials or additional courses.

Which of the following classroom items did you spend your own money on this past school year? Please select all that apply.

### All Teachers



Which of the following items relating to professional development did you spend your own money on this past school year? Please select all that apply.



Source: Survey conducted June 15, 2022 – June 25, 2022, U.S. K-12 education teachers

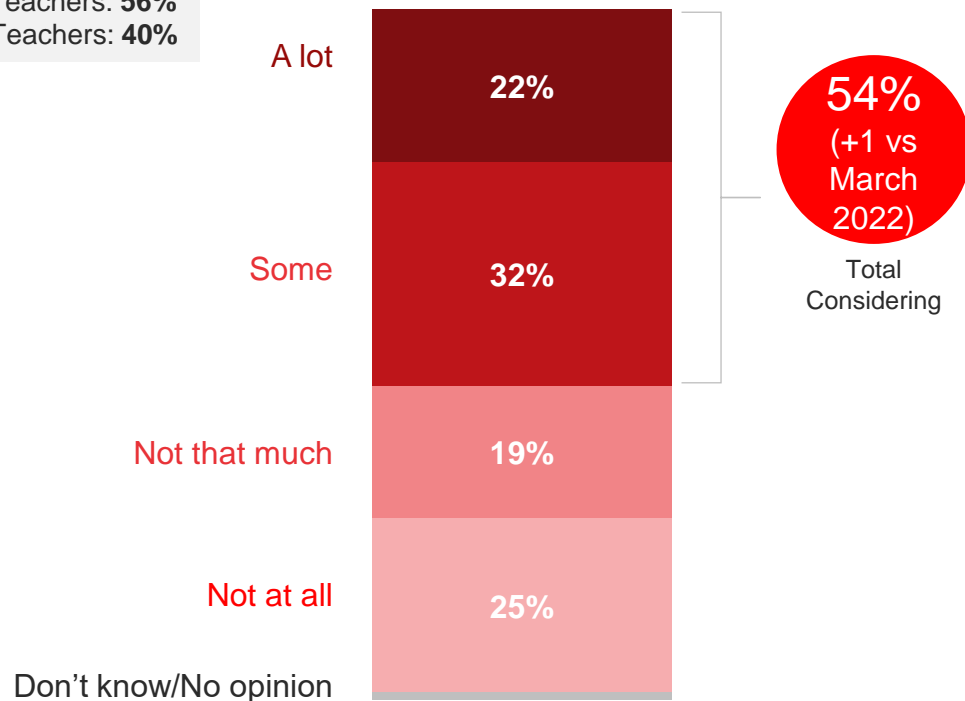
# Just over half of teachers of all ages have considered retiring/leaving the teaching profession in the past three months.

In the past three months, to what extent have you considered leaving the teaching profession for another career?

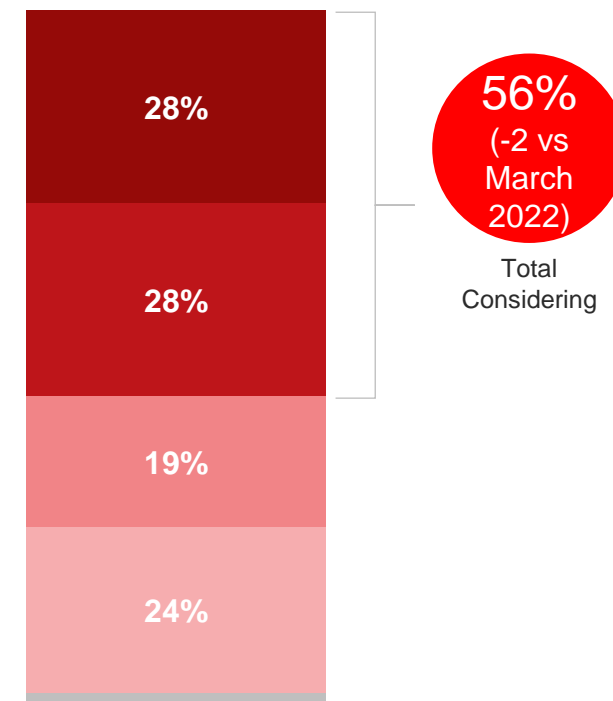
In the past three months, to what extent have you considered retiring from the teaching profession?

**Total Considering Leaving based on School Type:**  
 Charter School Teachers: **57%**  
 District School Teachers: **56%**  
 Private School Teachers: **40%**

## Teachers Under 55 Years Old Leaving Teaching Profession



## Teachers 55+ Years Old Retiring From Teaching Profession



Teachers cite the impact of the pandemic, feeling undervalued and stressed, and politics surrounding the job as top reasons for considering leaving or retiring from the profession.

Why have you considered leaving the teaching profession or retiring after this year?

### IMPACT OF THE PANDEMIC

“A lot has changed since the COVID outbreak. Lots of learning gaps and mental issues.”

“COVID restrictions were hard to deal with.”

“Stress of Covid, higher workload and not enough pay.”

### UNDervalued & STRESSED

“The stress and being micromanaged in the job.”

“Underpaid and disrespected by students with no admin backup.”

“Very low salary, high stress, and a heavy workload.”

### POLITICS OF THE JOB

“Stress, safety, and politics.”

“Too much politics in education, low pay for teachers.”

“Its become too political to (the point) where I feel like I do not have any freedoms in my classroom.”

AGENDA

VIEWS ON K-12 EDUCATION

TEACHING PROFESSION AND EXPERIENCES

TEACHING OPPORTUNITIES AND SCHOOLING

SCHOOL CHOICE POLICIES

SCHOOL SAFETY

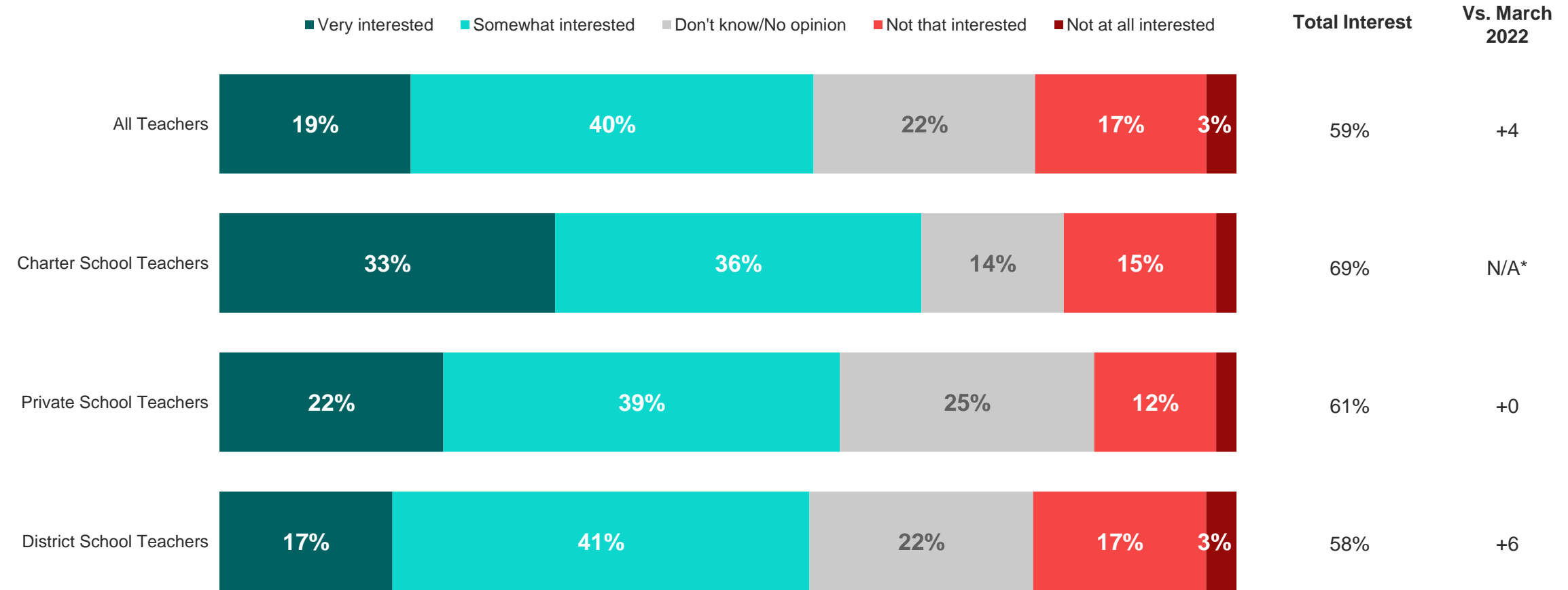
SURVEY PROFILE AND DEMOGRAPHICS



# Over half of teachers are interested in facilitating instruction for a learning pod. This proportion is highest among charter school teachers.

Learning pods' are small groups of children, organized by parents, gathering to learn together. Parents either hire a private teacher or tutor to facilitate instruction in-person but outside of the school or classroom – usually in someone's home. How interested are you in facilitating instruction for a learning pod?

## All Teachers



Source: Survey conducted June 15, 2022 – June 25, 2022, U.S. K-12 education teachers  
 \*Charter school teachers not shown in March 2022 due to low sample size

The monthly amount teachers would ask parents to pay (per child) in order to facilitate a learning pod increased slightly to \$490 in June. That potential cost is \$50 higher than the amount school parents are able/willing to spend.

How much would you ask parents to pay per child per month for you to facilitate a learning pod?

**All Teachers**

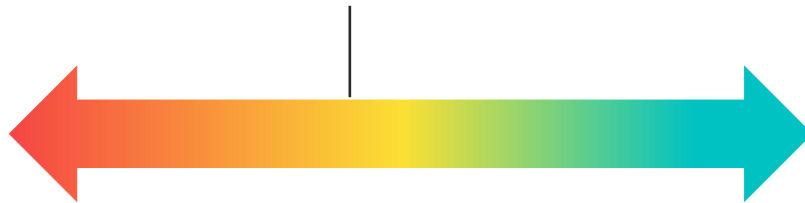
\*School Parents are willing to spend:

**\$437**  
Per child

**\$487** ▲ **+\$22**  
vs. Q1 2022

on average  
Per child / per month

**\$0**  
minimum  
per child /  
per month



**\$1,000**  
maximum  
per child / per  
month

**Average Willing to ask Per Child/Per Month By Demographic**

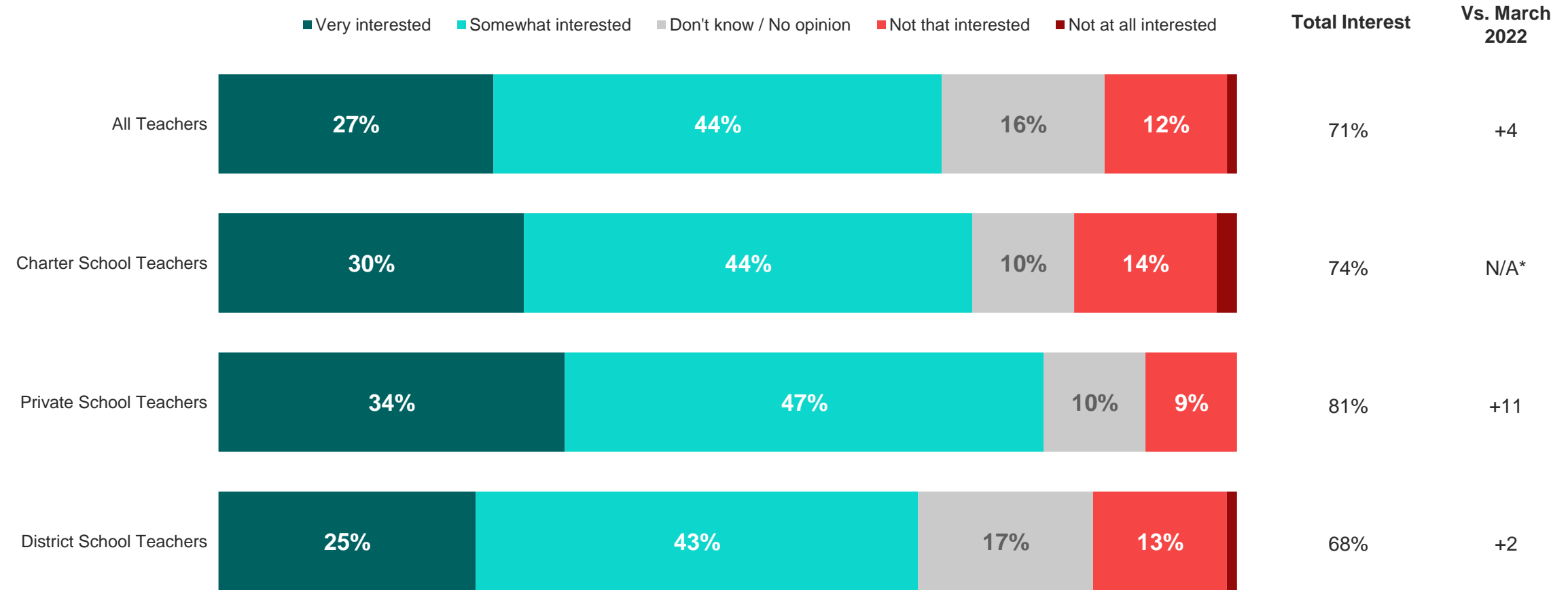
|                |                          |       |
|----------------|--------------------------|-------|
| School Type    | Charter School Teachers  | \$493 |
|                | Private School Teachers  | \$520 |
|                | District School Teachers | \$481 |
| Community Type | Urban                    | \$517 |
|                | Suburban                 | \$485 |
|                | Small Town/Rural         | \$463 |
| Years Teaching | Less than 4 years        | \$451 |
|                | 4-9 years                | \$512 |
|                | 10-14 years              | \$494 |
|                | Greater than 15 years    | \$481 |

\*indicates base size <n=100

# Nearly three out of four teachers are interested in tutoring opportunities outside of school hours. Private school teachers are the most interested.

How interested are you in tutoring students outside of school hours?

## All Teachers



Source: Survey conducted June 15, 2022 – June 25, 2022, U.S. K-12 education teachers  
 \*Charter school teachers not shown in March 2022 due to low sample size

The monthly amount teachers would ask parents to pay for tutoring held mostly steady from March to June. That potential cost is very similar to the amount school parents are able/willing to spend.

How much would you ask parents to pay per child per month for you to tutor their child outside of school hours?

### All Teachers

\*School Parents are willing to spend:

**\$356**  
Per child

**\$343** ▲ **+\$11**  
vs. Q1 2022

on average  
Per child / per month

**\$0**  
minimum  
per child / per month



**\$1,000**  
maximum  
per child / per month

### Average Willing to ask Per Child/Per Month By Demographic

|                |                          |       |
|----------------|--------------------------|-------|
| School Type    | Charter School Teachers  | \$388 |
|                | Private School Teachers  | \$380 |
|                | District School Teachers | \$332 |
| Community Type | Urban                    | \$388 |
|                | Suburban                 | \$343 |
|                | Small Town/Rural         | \$303 |
| Years Teaching | Less than 4 years        | \$362 |
|                | 4-9 years                | \$343 |
|                | 10-14 years              | \$367 |
|                | Greater than 15 years    | \$326 |

\*indicates base size <n=100

**Note:** \*School parents data comes from the June 2022 Gen Pop Report.

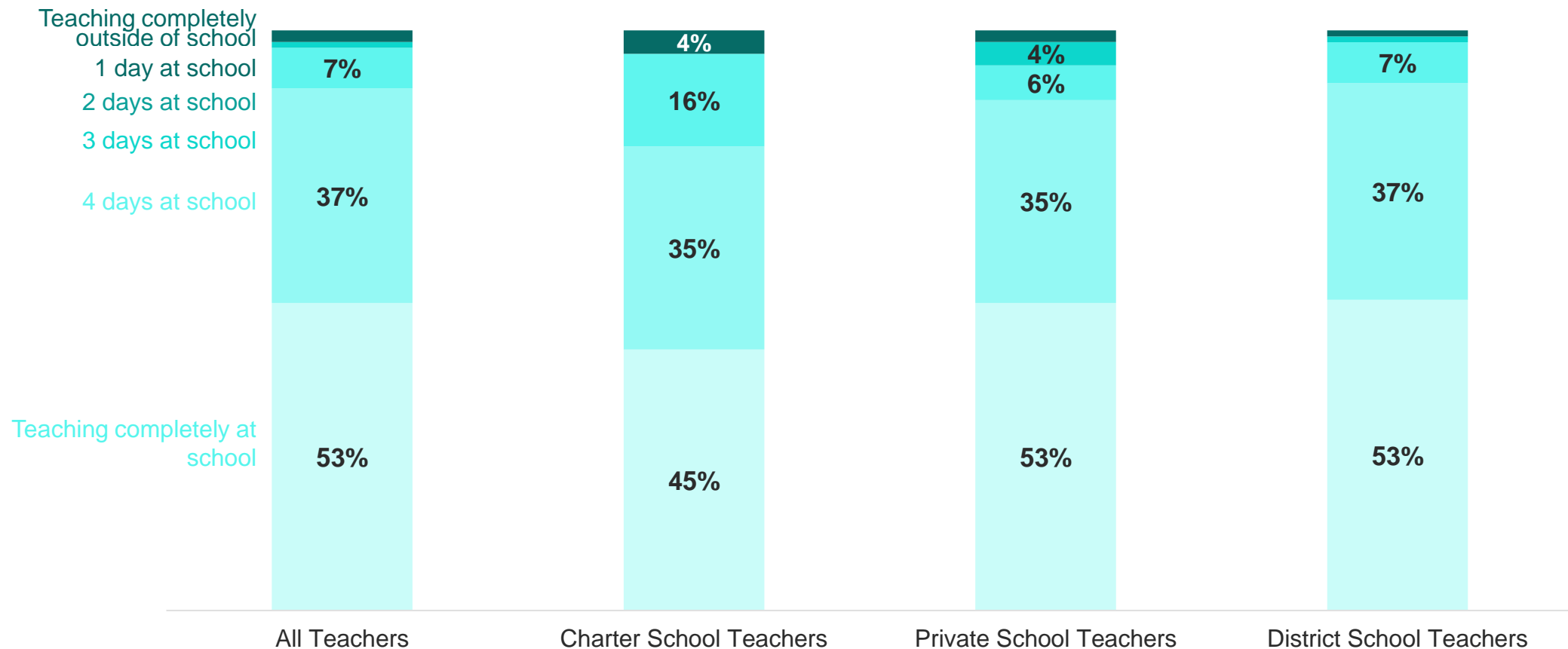
**Source:** Survey conducted June 15, 2022 – June 25, 2022, U.S. K-12 education teachers



# About half of teachers prefer to teach at least one or more days per week outside of a school building.

In order to teach most effectively, how many days would you prefer to teach your students in-person at school each week?

## All Teachers



## Descriptions Used:

### **Teachers Savings Account**

Some have proposed an “teacher savings account” in K–12 education – which would establish for teachers a government-authorized savings account with restricted, but multiple uses for classroom and professional development purposes. Teachers can then use these funds to pay for: classroom supplies, books/downloads, lesson plans, instructional materials, computer hardware/software or other equipment, or additional training through meetings, conferences, or webinars. Some amount can be saved for future school-year expenses

### **Teacher Spending Account**

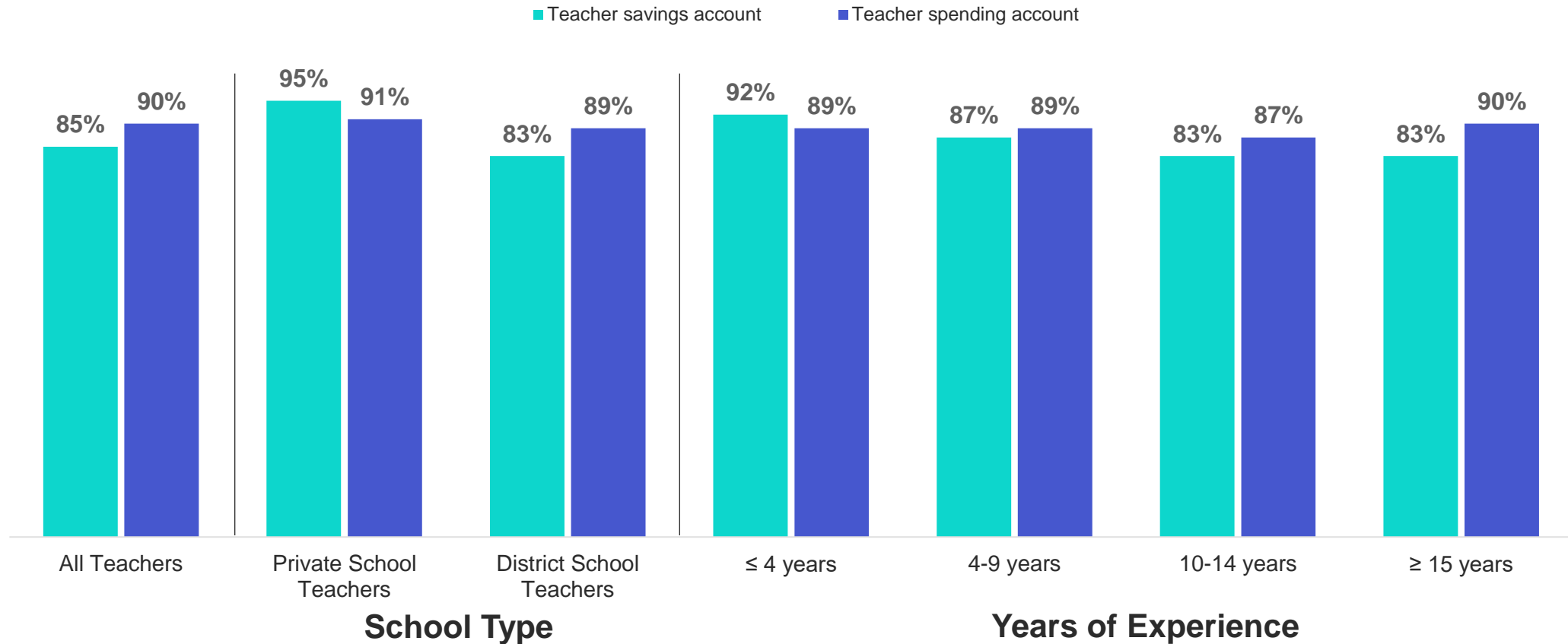
Some have proposed an “teacher spending account” in K–12 education – which would establish for teachers a government-authorized savings account with restricted, but multiple uses for classroom and professional development purposes. Teachers can then use these funds to pay for: classroom supplies, books/downloads, lesson plans, instructional materials, computer hardware/software or other equipment, or additional training through meetings, conferences, or webinars. Some amount can be saved for future school-year expenses.

# Regardless of the name of the policy, teachers universally support the idea of savings/spending account to help pay for classroom materials or professional development.

Some have proposed an “**teacher savings account**”/“**teacher spending account**” in K–12 education – which would establish for teachers a government-authorized savings account with restricted, but multiple uses for classroom and professional development purposes. Teachers can then use these funds to pay for: classroom supplies, books/downloads, lesson plans, instructional materials, computer hardware/software or other equipment, or additional training through meetings, conferences, or webinars. Some amount can be saved for future school-year expenses. In general, what is your opinion of this proposed **teacher savings account system/educator savings fund system**?

## All Teachers

### Total Support (Strongly Support + Somewhat Support)



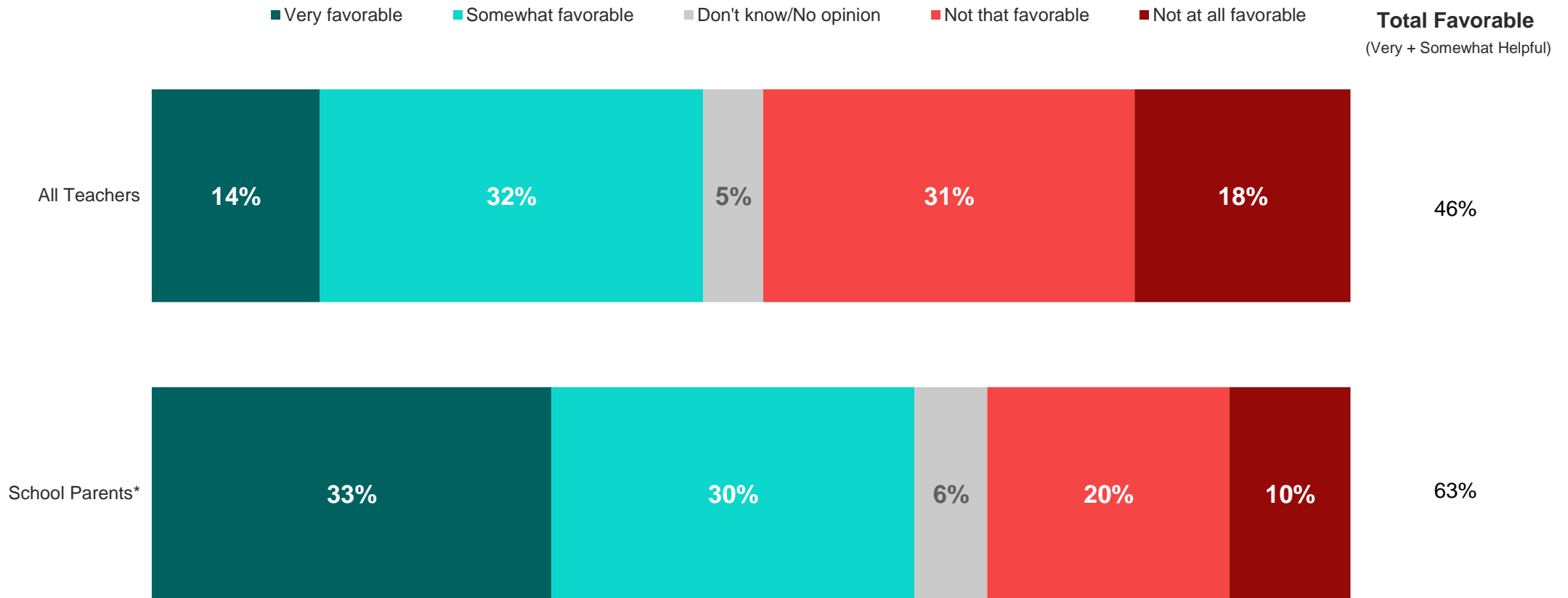
Source: Survey conducted June 15, 2022 – June 25, 2022, U.S. K-12 education teachers

\*Charter school teachers not shown due to low sample size

\*\* “teacher savings account” and “teacher spending account” were asked based on a split sample

# School parents are much more likely than teachers to hold favorable views of Homeschooling.

'Homeschooling' is the education of a child mainly at home other than a school. It is usually conducted by a parent, tutor, or online teacher. Parents or guardians' control and direct the curriculum, content, and subject matter. There is no association with a public or private school. In general, what is your opinion of homeschooling?



**Note:** \*School parents data comes from the June 2022 Gen Pop Report.  
**Source:** Survey conducted June 15, 2022 – June 25, 2022, U.S. K-12 education teachers

# Most teachers would prefer that their child attend a similar school to the one where they teach – regardless of financial cost or transportation factors.

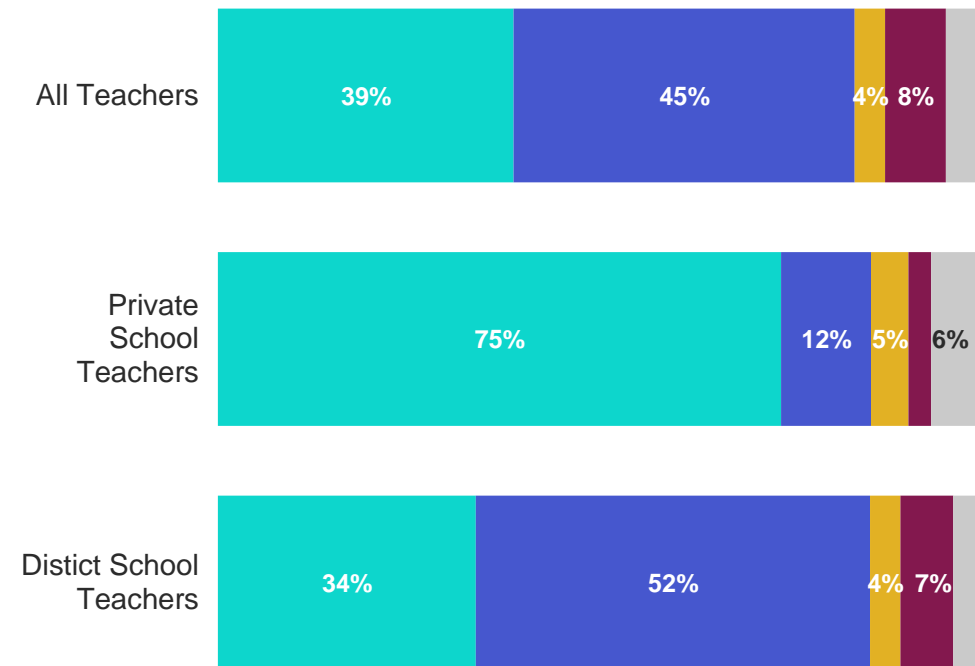
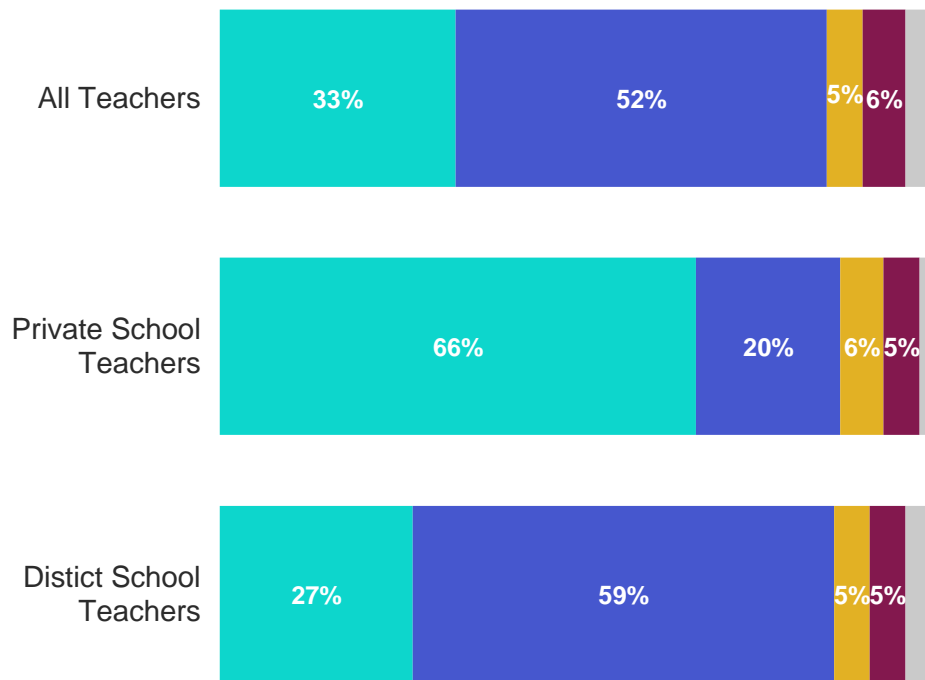
If given the option, what type of school would you select in order to obtain the best education for your child?

If given the option, and neither financial costs nor transportation were factors, what type of school would you select in order to obtain the best education for your child?

■ Private School ■ Regular Public School ■ Home School ■ Charter School ■ Don't Know/No Opinion

**Preference**

**Preference without cost & transportation factors**



Source: Survey conducted June 15, 2022 – June 25, 2022, U.S. K-12 education teachers

\*Charter school teachers not shown due to low sample size

\*\*"without" and "with information" were asked based on a split sample

AGENDA

VIEWS ON K-12 EDUCATION

TEACHING PROFESSION AND EXPERIENCES

TEACHING OPPORTUNITIES AND SCHOOLING

**SCHOOL CHOICE POLICIES**

SCHOOL SAFETY

SURVEY PROFILE AND DEMOGRAPHICS



## Descriptions Used:

### **Education Savings Accounts**

An "education savings account" in K–12 education – often called an ESA – establishes for parents a government-authorized savings account with restricted, but multiple uses for educational purposes. Parents can then use these funds to pay for: school tuition; tutoring; online education programs; therapies for students with special needs; textbooks or other instructional materials; or save for future college expenses.

### **Charter Schools**

Charter schools are public schools that have more control over their own budget, staff, and curriculum, and are exempt from many existing public school regulations.

### **School Vouchers**

A school voucher system allows parents the option of sending their child to the school of their choice, whether that school is public or private, including both religious and non-religious schools. If this policy were adopted, tax dollars currently allocated to a school district would be allocated to parents in the form of a 'school voucher' to pay partial or full tuition for the child's school.

### **Open Enrollment**

An "open enrollment" policy in K-12 education allows a student enrolled in public school to select and transfer to a public school of their choice, rather than attending a school based on where they live. A student can be allowed to transfer to a public school in another district (called "INTER-district"). The policy is based on a first come, first served process until districts are no longer able to accommodate new students.

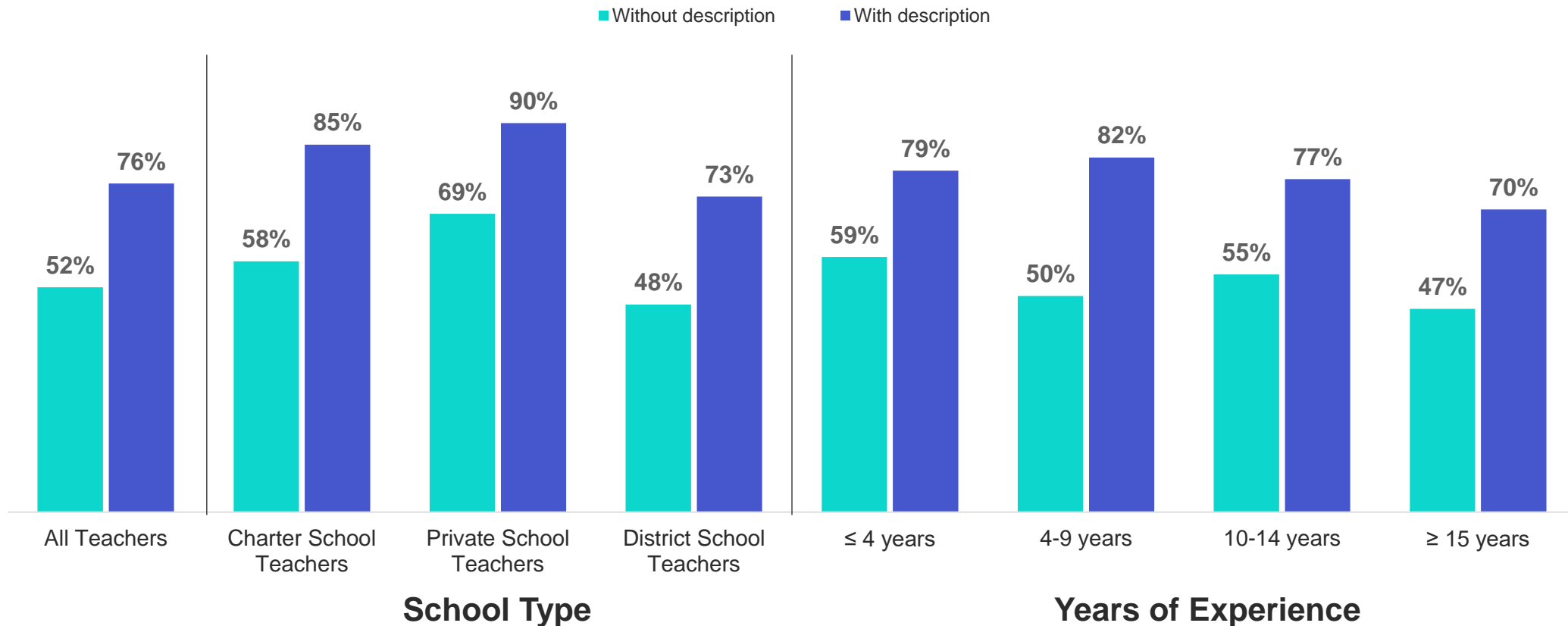
# Teachers, especially private school teachers, are generally supportive of education savings accounts (ESAs), and even more so when learning from a description.

Based on what you know, or have heard from others... In general, what is your opinion of 'education savings accounts' in K-12 education?

An "education savings account" in K-12 education – often called an ESA – establishes for parents a government-authorized savings account with restricted, but multiple uses for educational purposes. Parents can then use these funds to pay for: school tuition; tutoring; online education programs; therapies for students with special needs; textbooks or other instructional materials; or save for future college expenses. In general, what is your opinion of an ESA system?

## All Teachers

### Total Support (Strongly Support + Somewhat Support)

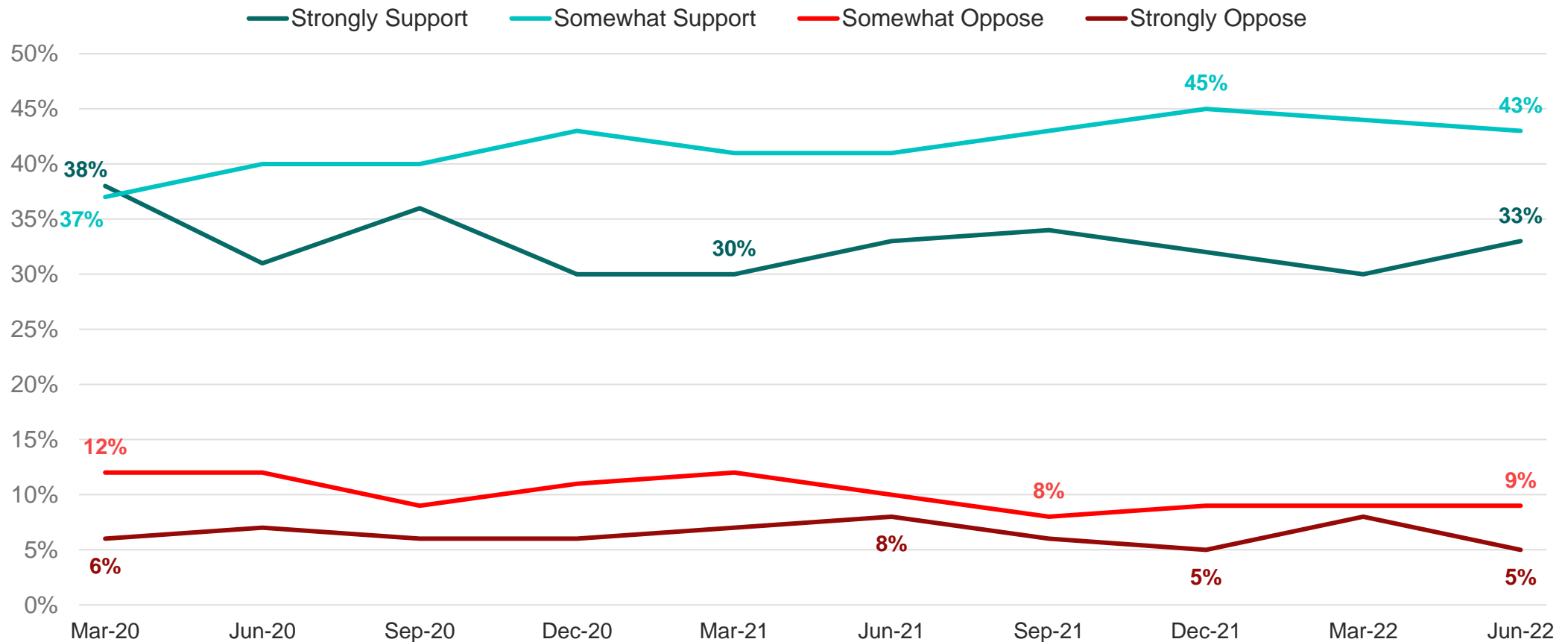




# Three out of four teachers expressed support for ESAs. Overall support for ESAs held steady from March to December.

An "education savings account" in K–12 education – often called an ESA – establishes for parents a government-authorized savings account with restricted, but multiple uses for educational purposes. Parents can then use these funds to pay for: school tuition; tutoring; online education programs; therapies for students with special needs; textbooks or other instructional materials; or save for future college expenses. In general, what is your opinion of an ESA system?

## All Teachers



Note: Don't know/no opinion responses are not shown.

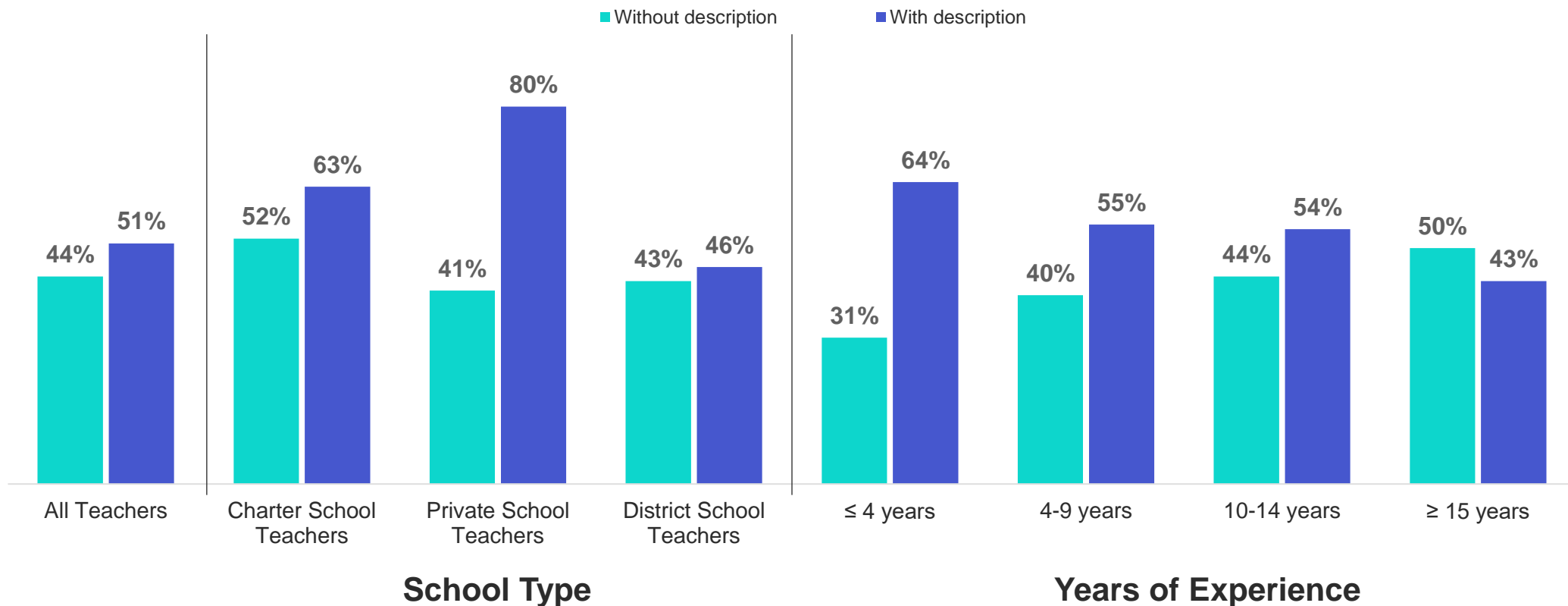
# Teachers' support for school vouchers tends to increase when they are given a description, especially among private school teachers and those with less teaching experience.

Based on what you know, or have heard from others... In general, what is your opinion of 'school vouchers' in K–12 education?

A school voucher system allows parents the option of sending their child to the school of their choice, whether that school is public or private, including both religious and non-religious schools. If this policy were adopted, tax dollars currently allocated to a school district would be allocated to parents in the form of a 'school voucher' to pay partial or full tuition for the child's school. In general, what is your opinion of school voucher systems?

## All Teachers

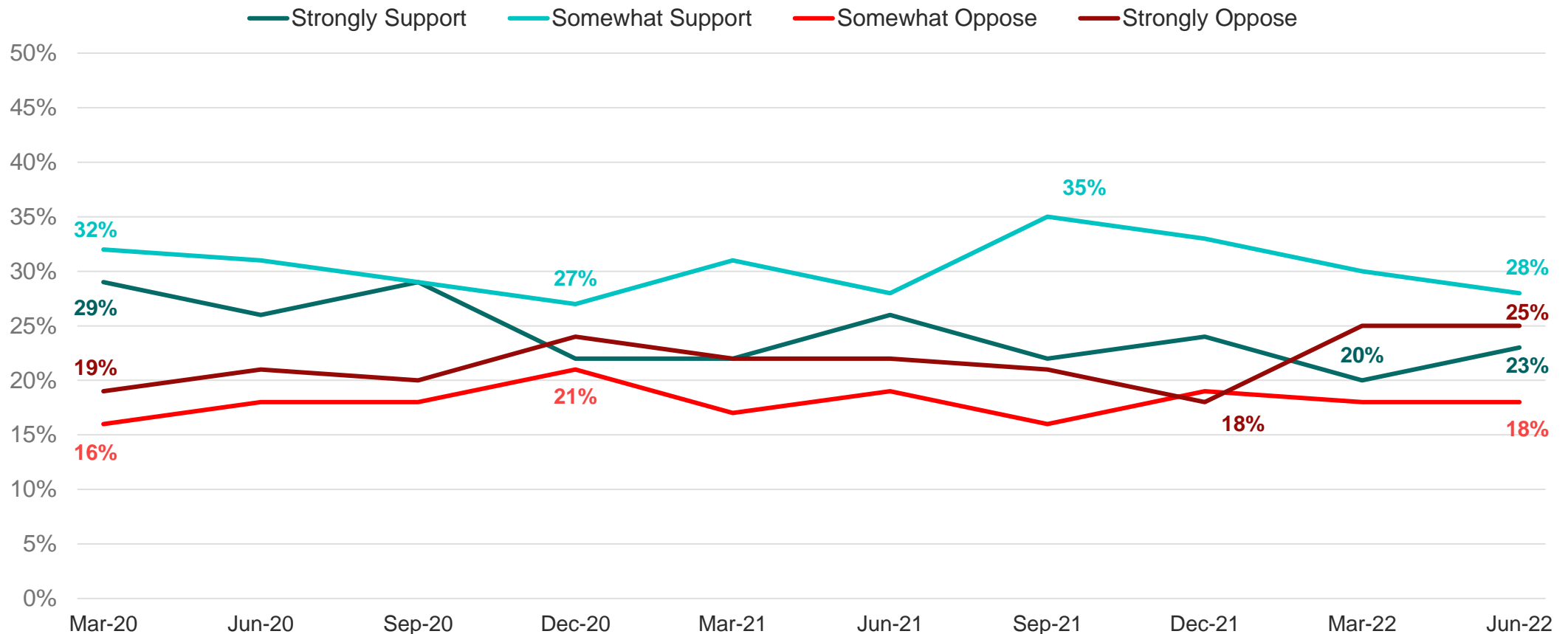
**Total Support (Strongly Support + Somewhat Support)**



# Half of teachers continued to indicate they support school vouchers.

A school voucher system allows parents the option of sending their child to the school of their choice, whether that school is public or private, including both religious and non-religious schools. If this policy were adopted, tax dollars currently allocated to a school district would be allocated to parents in the form of a 'school voucher' to pay partial or full tuition for the child's school. In general, what is your opinion of school voucher systems?

## All Teachers



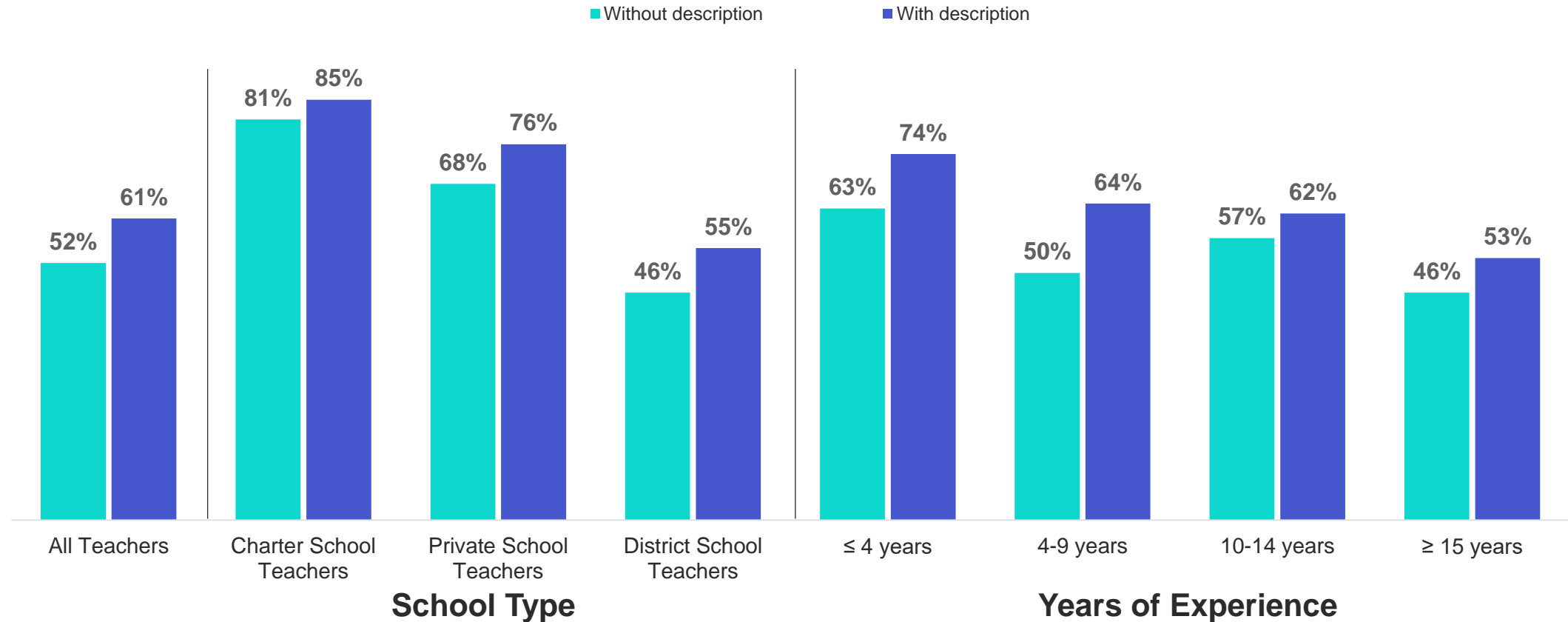
Note: Don't know/no opinion responses are not shown.

# Teachers' support of charter schools increases once given more information.

Based on what you know, or have heard from others... In general, what is your opinion of 'charter schools' in K-12 education? Charter schools are public schools that have more control over their own budget, staff, and curriculum, and are exempt from many existing public school regulations. In general, what is your opinion of public charter schools?

## All Teachers

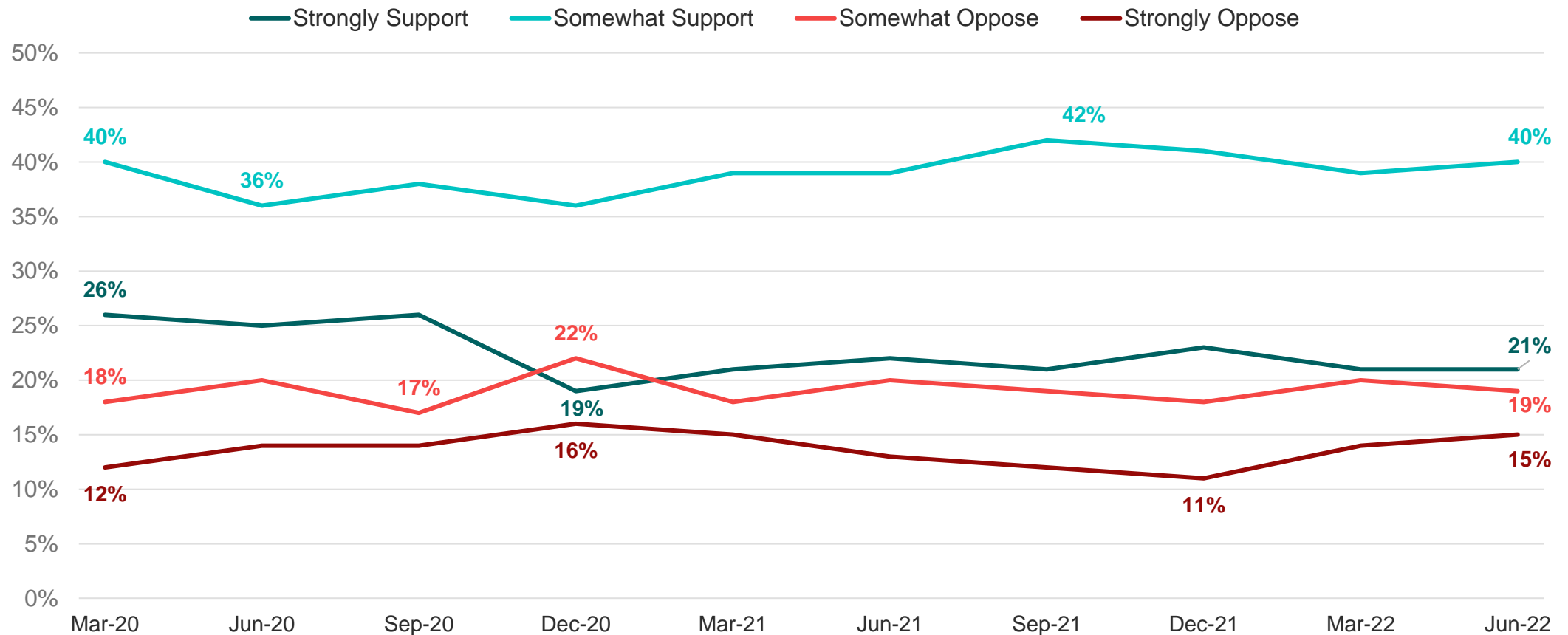
### Total Support (Strongly Support + Somewhat Support)



# Six out of 10 teachers continue to support charter schools.

Charter schools are public schools that have more control over their own budget, staff, and curriculum, and are exempt from many existing public school regulations. In general, what is your opinion of public charter schools?

## All Teachers



Note: Don't know/no opinion responses are not shown.

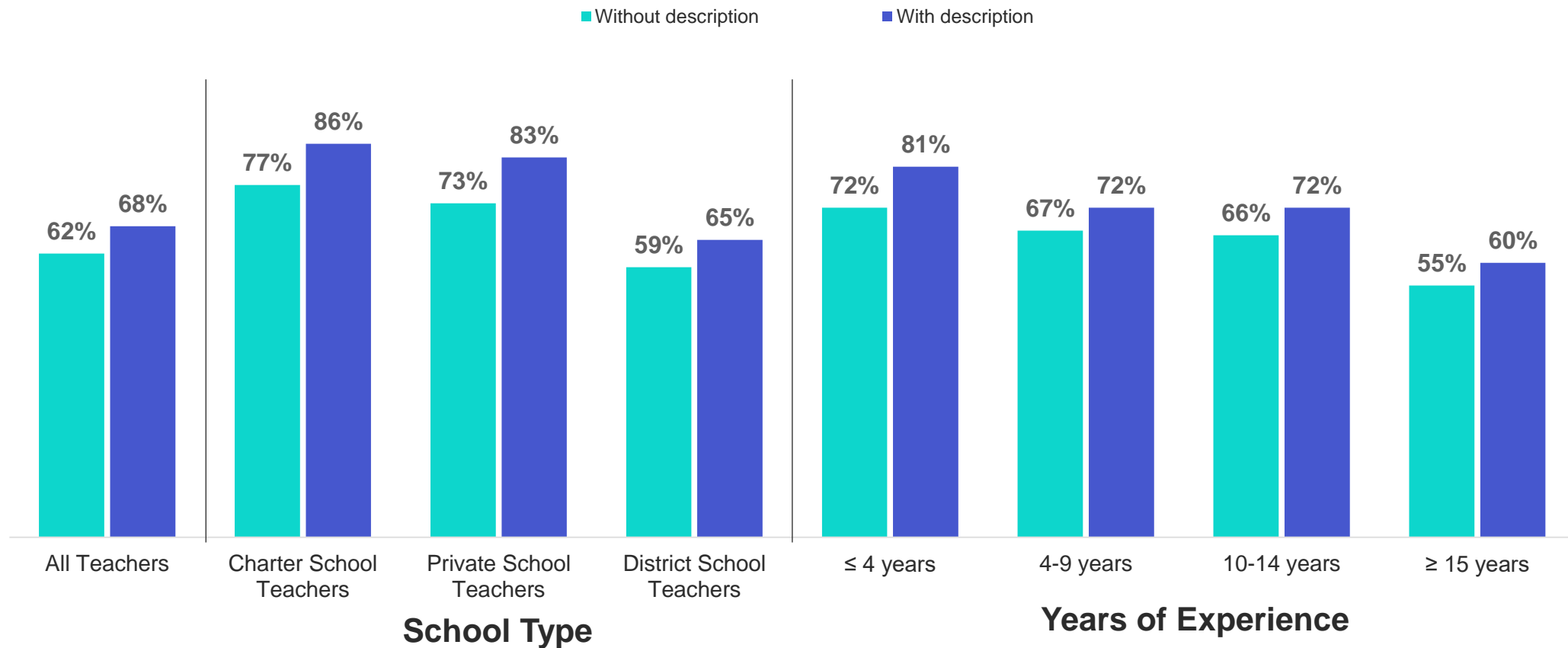
# Teachers' support of open enrollment is high and increases slightly once more information is provided.

Based on what you know, or have heard from others... In general, what is your opinion of "open enrollment" policies in K-12 education?

An "open enrollment" policy in K-12 education allows a student enrolled in public school to select and transfer to a public school of their choice, rather than attending a school based on where they live. A student can be allowed to transfer to a public school in another district (called "INTER-district"). The policy is based on a first come, first served process until districts are no longer able to accommodate new students. In general, what is your opinion of an open enrollment system?

## All Teachers

### Total Support (Strongly Support + Somewhat Support)



AGENDA

VIEWS ON K-12 EDUCATION

TEACHING PROFESSION AND EXPERIENCES

TEACHING OPPORTUNITIES AND SCHOOLING

SCHOOL CHOICE POLICIES

SCHOOL SAFETY

SURVEY PROFILE AND DEMOGRAPHICS



## **A brief note about this section—**

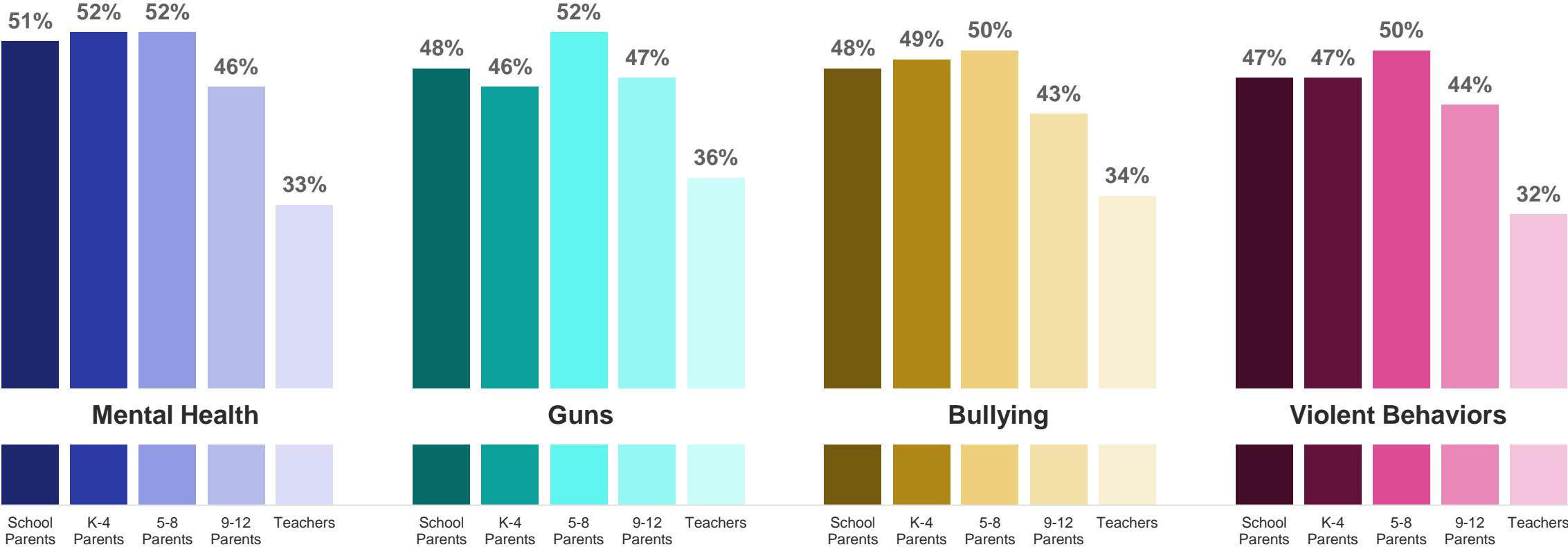
In light of the mass school shooting in Uvalde, TX, and amidst ongoing conversations and elevated national attention on guns and school safety, we believe bringing new public opinion data can help inform public discourse. In addition to data from our general population/school parent survey, we have included data from our teacher polling as well. This was done in order to both describe the observations and views about guns and school safety among school parents, teachers, and the general public but to also fully highlight all groups perspectives about what steps can be taken to ensure children across America have safe schools and classrooms for their learning.



# Teachers are less positive than parents when assessing how their schools address mental health, guns, bullying, and violent behaviors. Only about one-third of teachers say their schools are doing extremely/very well in any of those four categories.

How well do you feel your youngest/oldest child's school addresses the following among its students?  
 How well do you feel your school addresses the following among its students?

**Most Positive**  
(Extremely + Very Well)

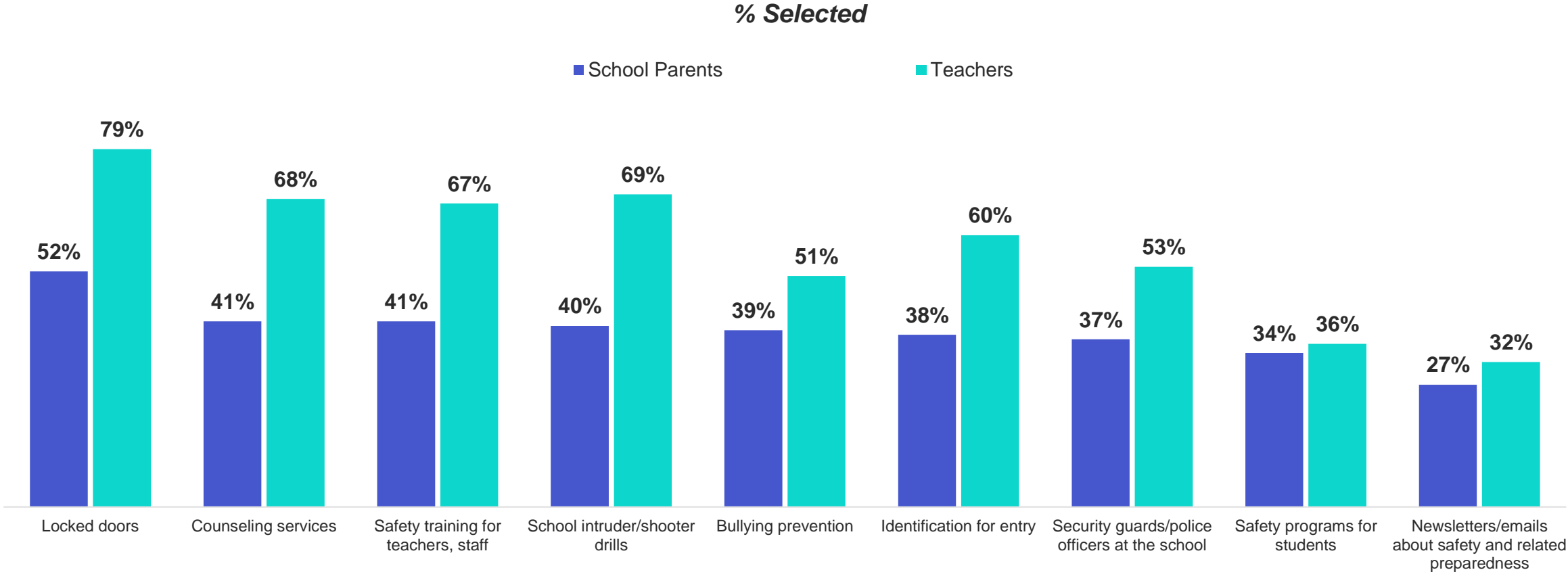


Source: Survey conducted June 15, 2022 – June 21, 2022, among U.S. adults  
 Survey conducted June 15, 2022 – June 25, 2022, among U.S. Teachers

Note: Results are composite numbers between those who were asked about their youngest child and those who were asked about their oldest child.

# Teachers seem much more aware than parents regarding what their school does to maintain a safe environment.

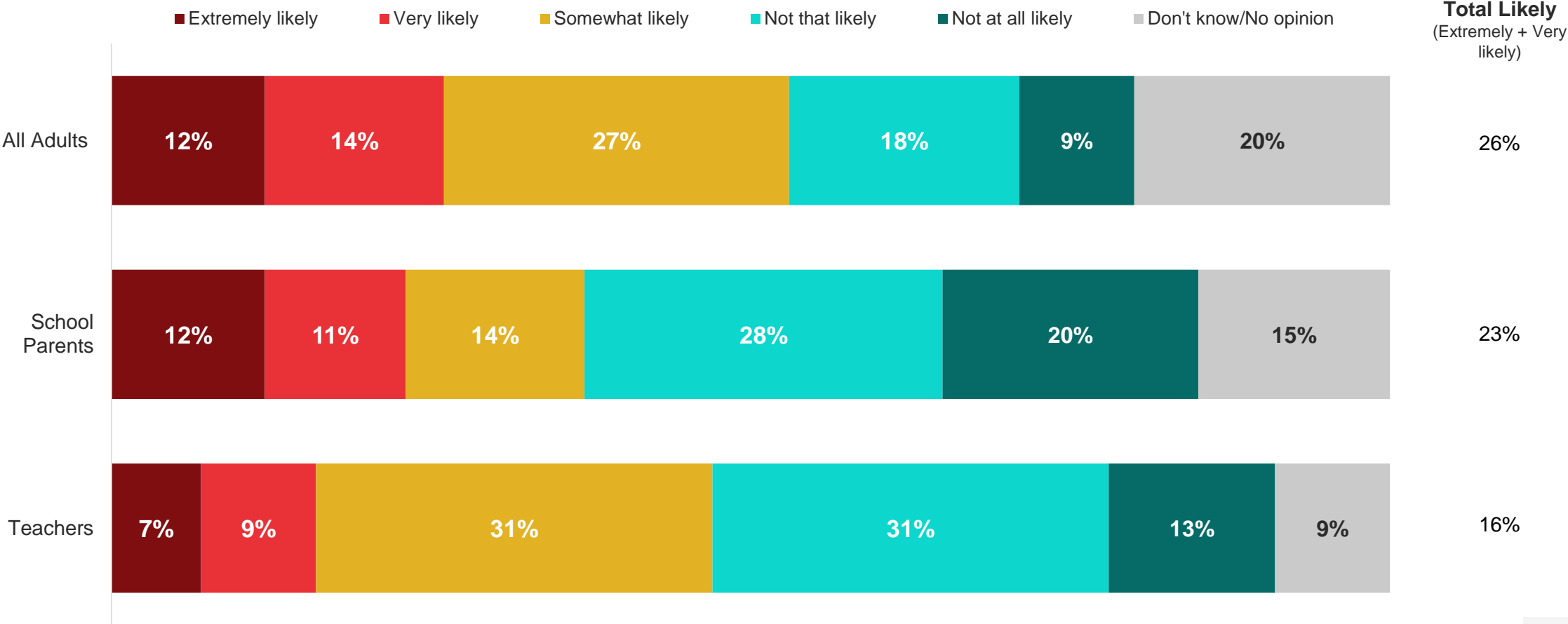
Which of the following does your youngest/oldest child's school do to keep the school safe? Please select all that apply.  
 Which of the following does your school do to keep the school safe? Please select all that apply.



**Source:** Survey conducted June 15, 2022 – June 21, 2022, among U.S. adults  
 Survey conducted June 15, 2022 – June 25, 2022, among U.S. Teachers  
**Note:** Results are composite numbers between those who were asked about their youngest child and those who were asked about their oldest child.

# Teachers are less likely than the public and parents to believe that gun violence could occur in a local school.

Based on your observations, how likely is it that there could be gun violence at a local school in your community in the next school year?



Source: Survey conducted June 15, 2022 – June 21, 2022, among U.S. adults  
 Survey conducted June 15, 2022 – June 25, 2022, among U.S. Teachers

Democrats, those living in urban areas, and Black and Hispanic adults are most likely to believe gun violence could occur at a school in their local area. Republicans and those from small towns and rural areas are the least likely to believe such an event could occur next school year.

Based on your observations, how likely is it that there could be gun violence at a local school in your community in the next school year?

**Top 5 Likely**  
(Extremely + Very likely)

| School Parents            |     |
|---------------------------|-----|
| Private School Parents    | 48% |
| Black                     | 43% |
| Urban                     | 35% |
| Democrat                  | 35% |
| Special Education Parents | 31% |

| Teachers           |     |
|--------------------|-----|
| Black              | 28% |
| Urban              | 21% |
| Hispanic           | 21% |
| Low Income < \$35K | 21% |
| Democrat           | 20% |

| All Adults |     |
|------------|-----|
| Hispanic   | 36% |
| GenZers    | 36% |
| Democrats  | 34% |
| Black      | 30% |
| Urban      | 30% |

**Top 5 Unlikely**  
(Not that + Not at all likely)

| School Parents |     |
|----------------|-----|
| Midwest        | 57% |
| A Rural Area   | 56% |
| Republican     | 56% |
| Independent    | 55% |
| Suburban       | 52% |

| Teachers                |     |
|-------------------------|-----|
| Private School Teachers | 55% |
| A Rural Area            | 53% |
| K-4 Teachers            | 52% |
| Small Town              | 52% |
| Republican              | 50% |

| All Adults   |     |
|--------------|-----|
| Republican   | 38% |
| Small Town   | 35% |
| A Rural Area | 34% |
| Northeast    | 34% |
| Male         | 33% |

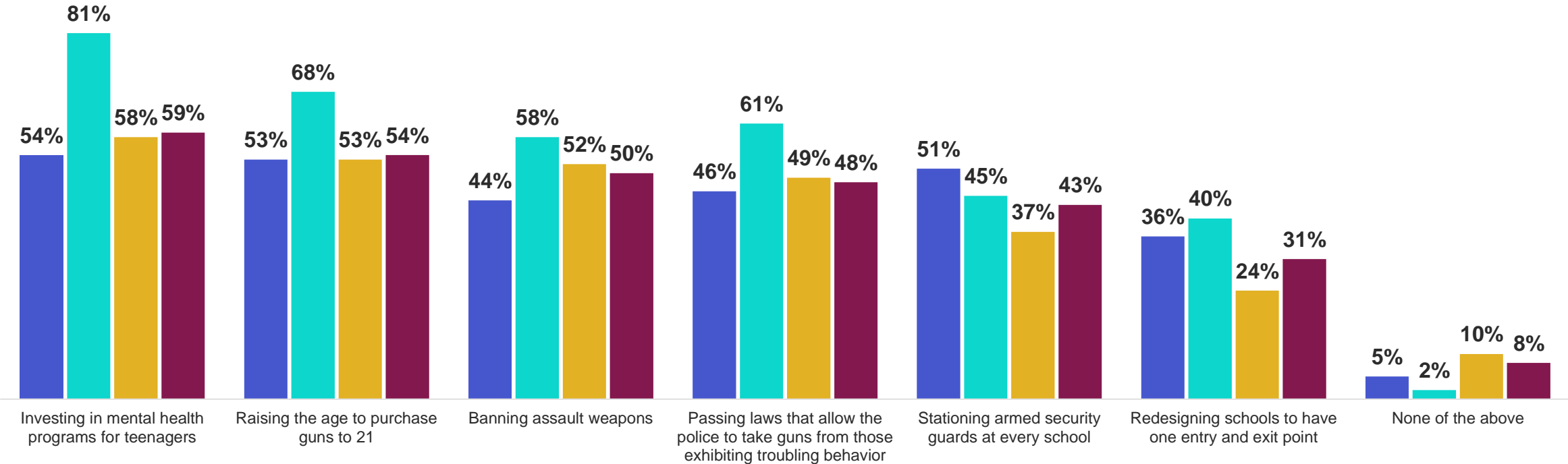
Source: Survey conducted June 15, 2022 – June 21, 2022, among U.S. adults  
Survey conducted June 15, 2022 – June 25, 2022, among U.S. Teachers

# Teachers are more supportive of the following policies that could possibly reduce school shootings, especially investing in mental health programs.

Which of the following policies would you support to try and reduce the possibility of school shootings? Please select all that apply.

**% Selected**

■ School Parents ■ Teachers ■ Non-Parents ■ All Adults

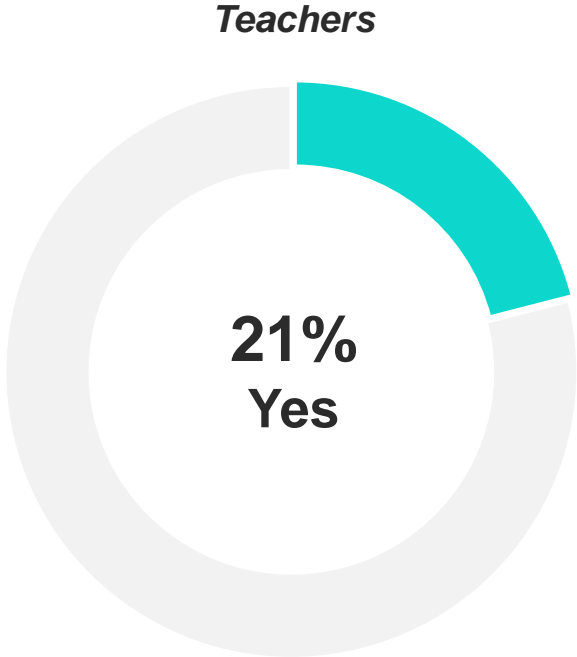
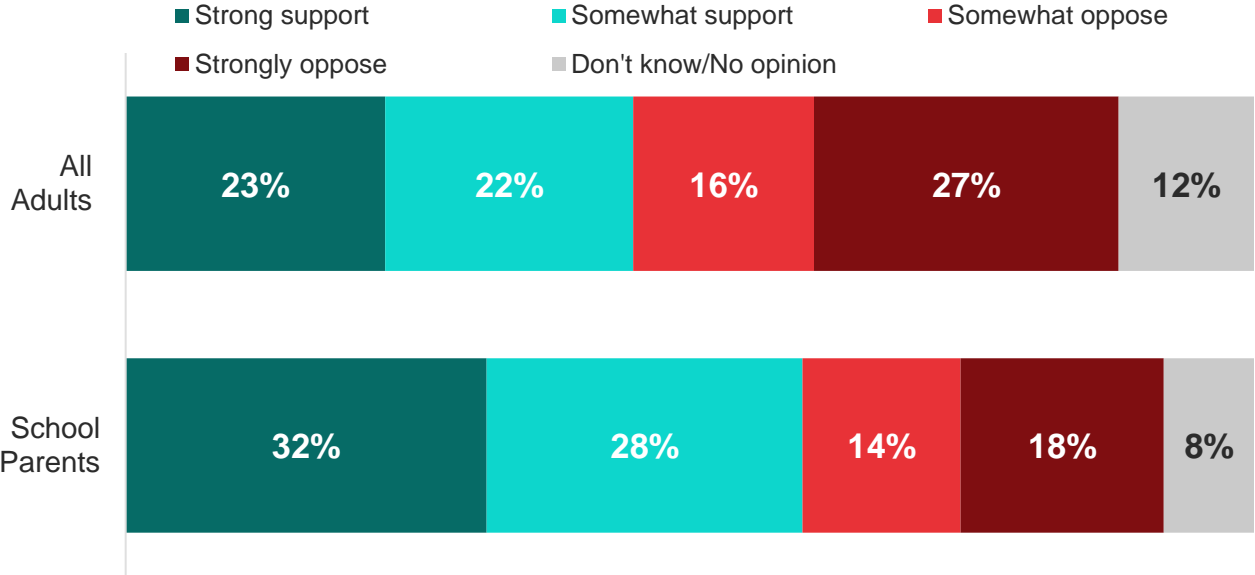


Source: Survey conducted June 15, 2022 – June 21, 2022, among U.S. adults  
 Survey conducted June 15, 2022 – June 25, 2022, among U.S. Teachers

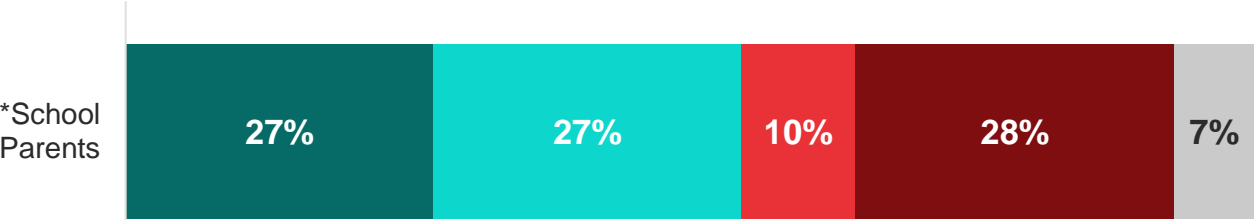
# Parents are much more likely than the general public to support their school district allowing teachers/administrators to carry a firearm/gun in school. Only one out of five teachers would carry a gun in school if allowed.

Do you support or oppose your school district allowing teachers/administrators to carry a firearm/gun in school?

If your school district allowed you to carry a firearm/gun, would you?



Do you support or oppose your child's teacher carrying a firearm/gun in the classroom?



Source: Survey conducted June 15, 2022 – June 21, 2022, among U.S. adults  
 Survey conducted June 15, 2022 – June 25, 2022 among U.S. Teachers  
 \*This question was asked June 25, 2022 – June 26, 2022, among 476 school parents with a measure of precision of 5.00.

# Republicans, males, and those living in rural areas are more likely to support teachers carrying – or in the case of teachers, be willing to carry – a firearm/gun in school. Democrats and those with at least a college education are more likely to oppose such a policy.

Do you support or oppose your school district allowing teachers/administrators to carry a firearm/gun in school?

Do you support or oppose your child's teacher carrying a firearm/gun in the classroom?\*

If your school district allowed you to carry a firearm/gun, would you?

### Top Support (Strongly + Somewhat Support)

| All Adults |     | School Parents        |     | School Parents V2*  |     |
|------------|-----|-----------------------|-----|---------------------|-----|
| Republican | 65% | Rural                 | 75% | Republican          | 75% |
| Rural      | 51% | Republican            | 71% | Rural               | 64% |
| Male       | 50% | Private School Parent | 70% | Income: Under \$50k | 63% |
| GenXers    | 50% | Educ: < College       | 65% | Millennials         | 61% |
| South      | 49% | Black Parents         | 64% | Educ: < College     | 61% |

### Top Oppose (Somewhat + Strongly Oppose)

| All Adults                  |     | School Parents              |     | School Parents V2*          |     |
|-----------------------------|-----|-----------------------------|-----|-----------------------------|-----|
| Democrat                    | 61% | Educ: Bachelors or Postgrad | 43% | Democrat                    | 57% |
| Educ: Bachelors or Postgrad | 55% | Baby Boomers                | 42% | Income: 100k+               | 51% |
| Non-Parents                 | 48% | Suburban                    | 40% | Educ: Bachelors or Postgrad | 50% |
| Suburban                    | 45% | Democrat                    | 35% | GenXers                     | 47% |
| High Income: \$75K+         | 45% | Hispanic Parents            | 39% | Suburban                    | 44% |

### Top % Yes

| Teachers               |     |
|------------------------|-----|
| Hispanic               | 36% |
| Republican             | 33% |
| Private School Teacher | 28% |
| Male                   | 26% |
| Rural                  | 25% |

### Top % No

| Teachers               |     |
|------------------------|-----|
| Democrat               | 81% |
| Baby Boomers           | 74% |
| High School Teachers   | 71% |
| Urban                  | 68% |
| Public School Teachers | 68% |

Source: Survey conducted June 15, 2022 – June 21, 2022, among U.S. adults  
 Survey conducted June 15, 2022 – June 25, 2022 among U.S. Teachers  
 \*This question was asked June 25, 2022 – June 26, 2022, among 476 school parents with a measure of precision of 5.00.

AGENDA

IEWS ON K-12 EDUCATION

TEACHING PROFESSION AND EXPERIENCES

TEACHING OPPORTUNITIES AND SCHOOLING

SCHOOL CHOICE POLICIES

SCHOOL SAFETY

SURVEY PROFILE AND DEMOGRAPHICS





# Survey Profile, 1

|   |  |
|---|--|
| <b>Dates</b>  | June 15-25, 2022   |
| <b>Survey Data Collection &amp; Quality Control</b> | Morning Consult  |
| <b>Survey Sponsor</b>                               | EdChoice   |
| <b>Population</b>                                   | K-12 Education Teachers  |
| <b>Sampling Frame</b><br>States,                    | National sample of K-12 teachers (age 18+) living in the United States, including the District of Columbia |
| <b>Sampling Method</b>                              | Non-Probability, Stratified (based on Gender, Years of Experience)   |
| <b>Mode</b>   | Online Survey  |
| <b>Language</b>                                     | English  |

## Survey Profile, 2

|                             |   |
|-----------------------------|---|
| <b>Survey Time</b>          | Median = 11.34 minutes                            |
| <b>Sample Size</b>          | Total, N = 1,000                                  |
| <b>Oversampling?</b>        | None  |
| <b>Quotas?</b>              | Age, Years of Teaching Experience                 |
| <b>Weighting?</b>           | Age, Race, Ethnicity, Gender, Teaching Experience |
| <b>Measure of Precision</b> | ± 3.22 percentage points                          |
| <b>Participation Rate</b>   | 4.20%   |
| <b>Project Contact</b>      | Paul DiPerna, paul@edchoice.org                   |

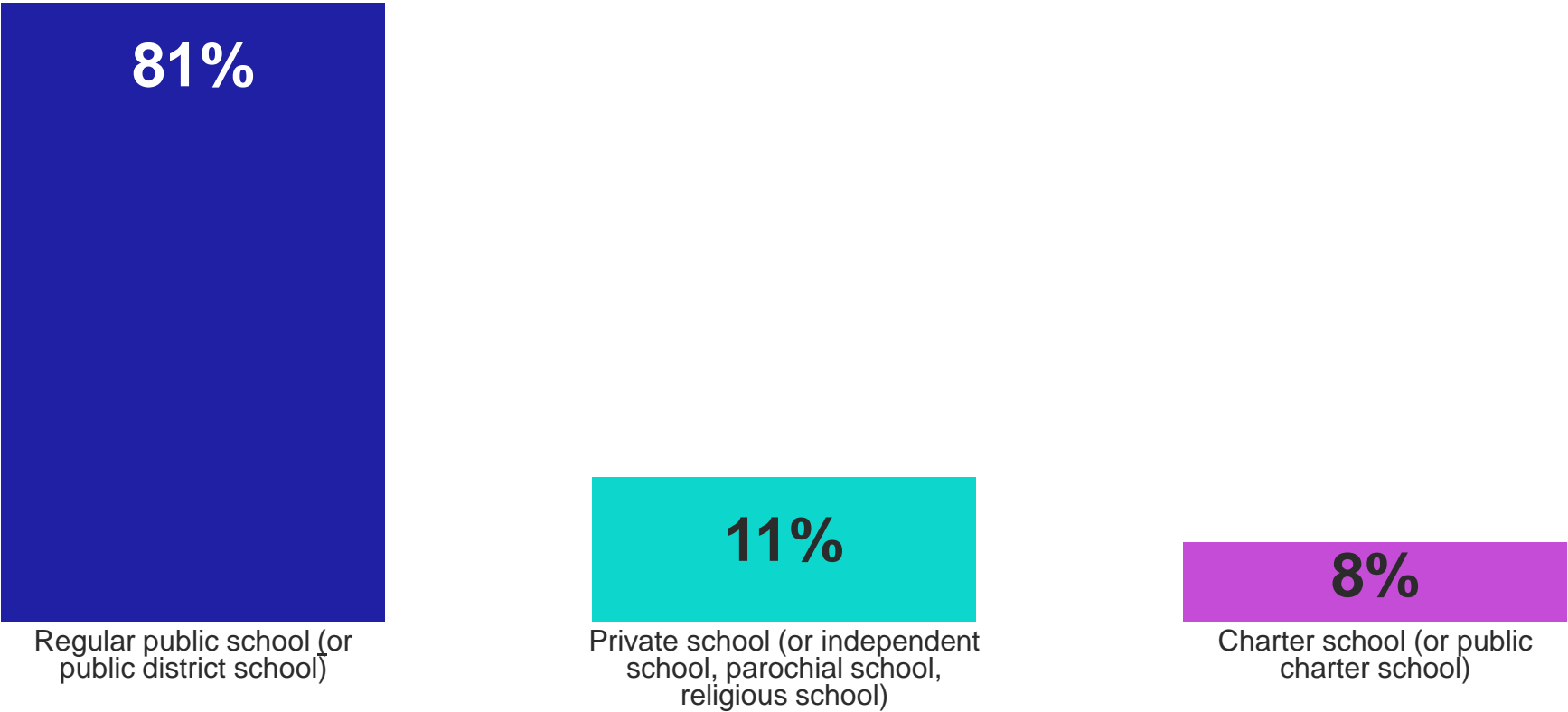
## Based on Teacher Sample

| Demographics       | Unweighted (N = ) |
|--------------------|-------------------|
| Hispanic           | 104               |
| White              | 841               |
| Non-Hispanic White | 741               |
| Black              | 113               |
| Other              | 46                |
| Generation Z       | 44                |
| Millennial         | 608               |
| Generation X       | 188               |
| Boomers            | 154               |
| Northeast          | 160               |
| Midwest            | 228               |
| South              | 442               |
| West               | 170               |

| Demographics                  | Unweighted (N = ) |
|-------------------------------|-------------------|
| Male                          | 250               |
| Female                        | 750               |
| Democrat                      | 423               |
| Independent                   | 227               |
| Republican                    | 314               |
| Urban                         | 210               |
| Suburban                      | 545               |
| Small Town                    | 105               |
| Rural                         | 140               |
| Low Income <\$35K             | 137               |
| Middle Income \$35K to <\$75K | 399               |
| High Income \$75K+            | 464               |
| LGBTQ                         | 87                |

Where did you teach in the last school year (2021-22)?

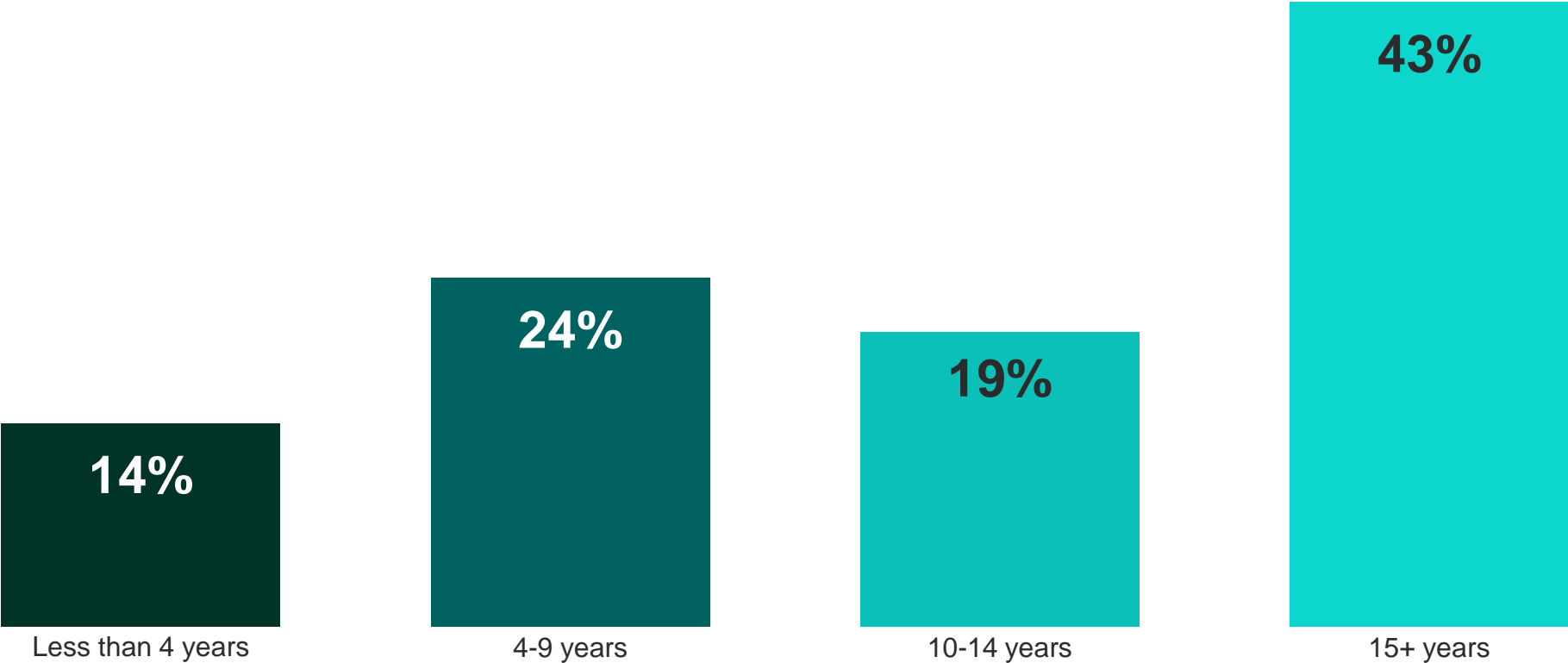
**All Teachers**



*Note: Percentages reflect weighted data*  
**Source:** Survey conducted June 15, 2022 – June 25, 2022, U.S. K-12 education teachers

Counting this last school year, how many years have you been a school teacher, including part-time teaching?

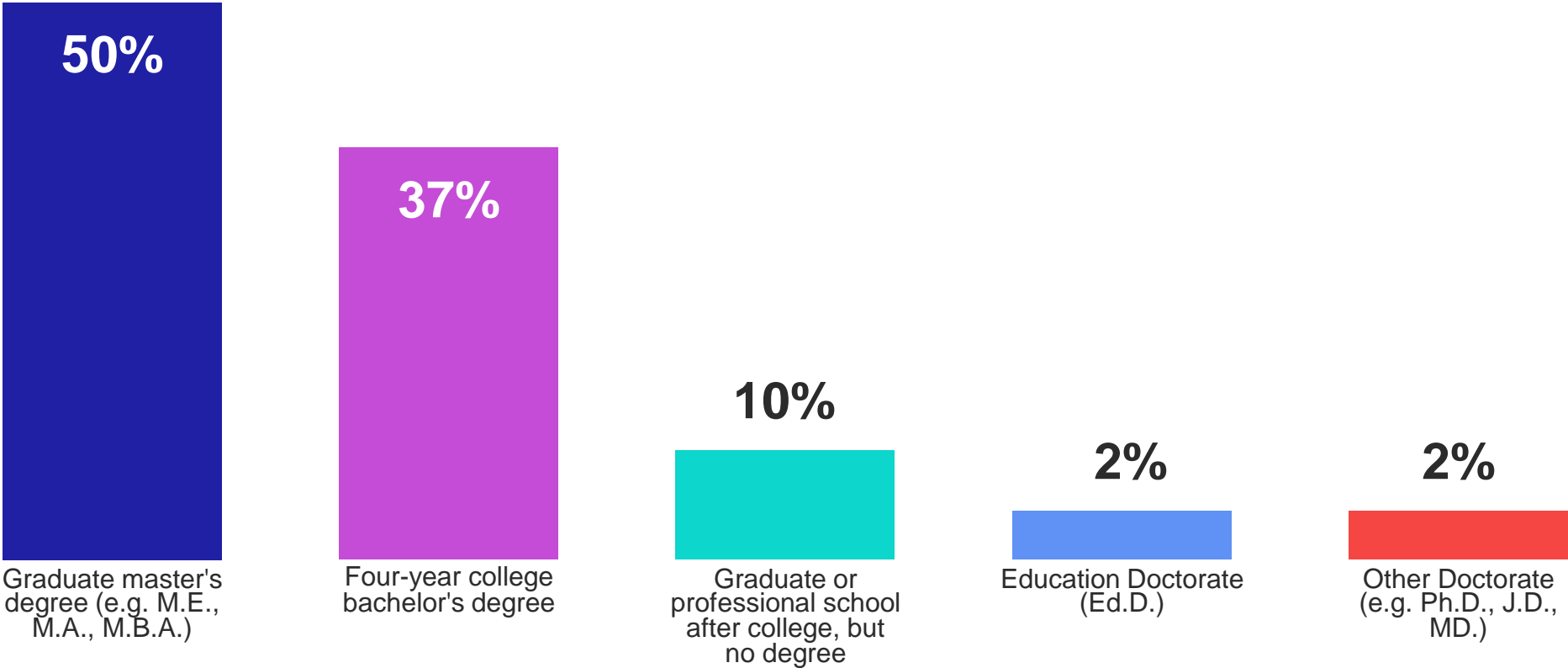
**All Teachers**



*Note: Percentages reflect weighted data*  
*Source: Survey conducted June 15, 2022 – June 25, 2022, U.S. K-12 education teachers*

What is the last grade or class you completed in school?

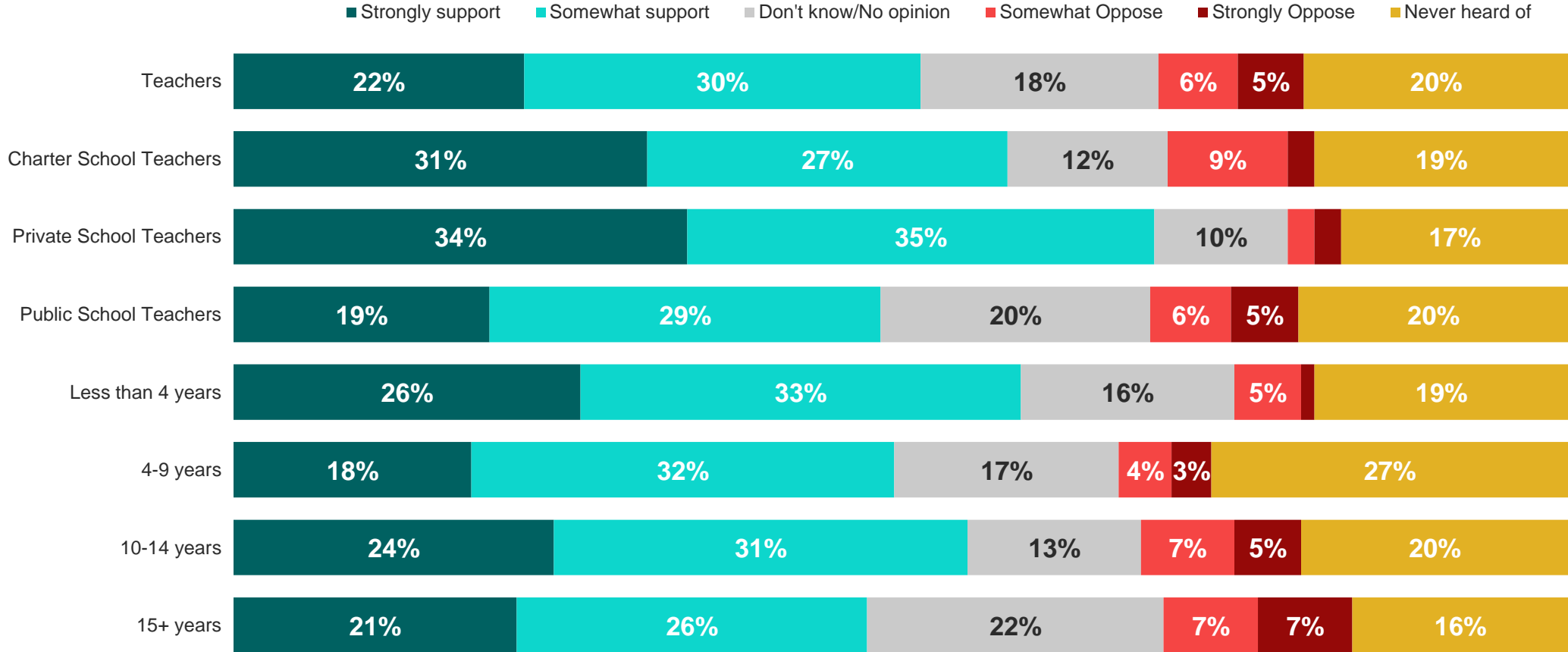
**All Teachers**



*Note: Percentages reflect weighted data*  
**Source:** Survey conducted June 15, 2022 – June 25, 2022, U.S. K-12 education teachers

Based on what you know, or have heard from others... In general, what is your opinion of 'education savings accounts' in K-12 education?

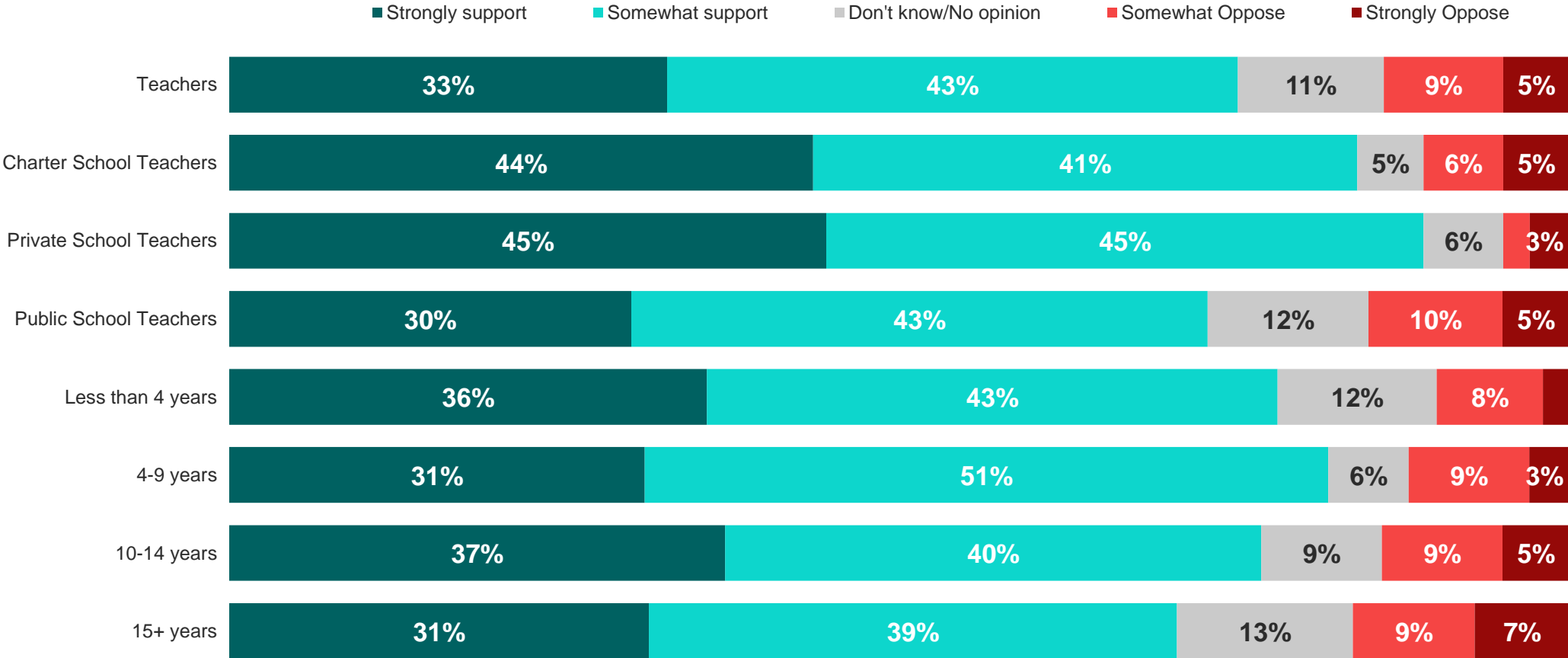
**All Teachers**



Source: Survey conducted June 15, 2022 – June 25, 2022, U.S. K-12 education teachers

An "education savings account" in K–12 education – often called an ESA – establishes for parents a government-authorized savings account with restricted, but multiple uses for educational purposes. Parents can then use these funds to pay for: school tuition; tutoring; online education programs; therapies for students with special needs; textbooks or other instructional materials; or save for future college expenses. In general, what is your opinion of an ESA system?

**All Teachers**

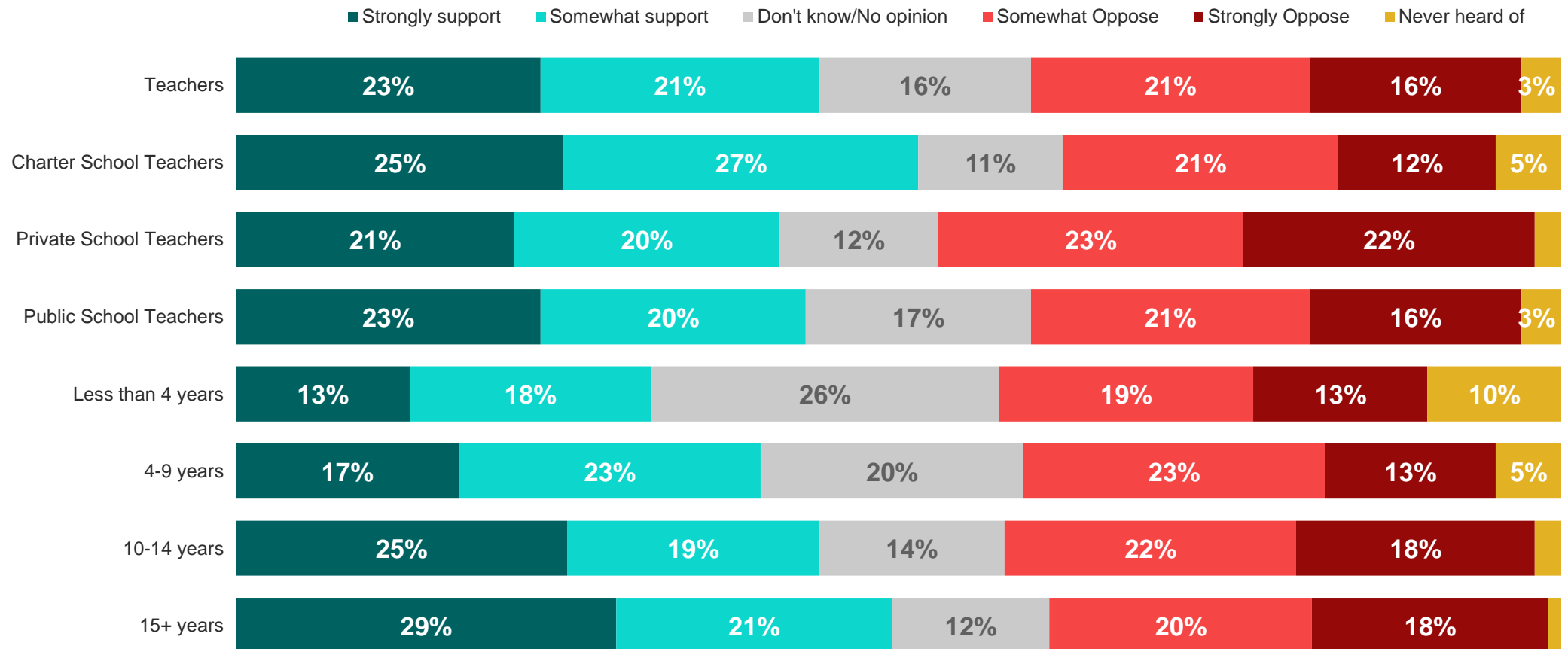


Source: Survey conducted June 15, 2022 – June 25, 2022, U.S. K-12 education teachers



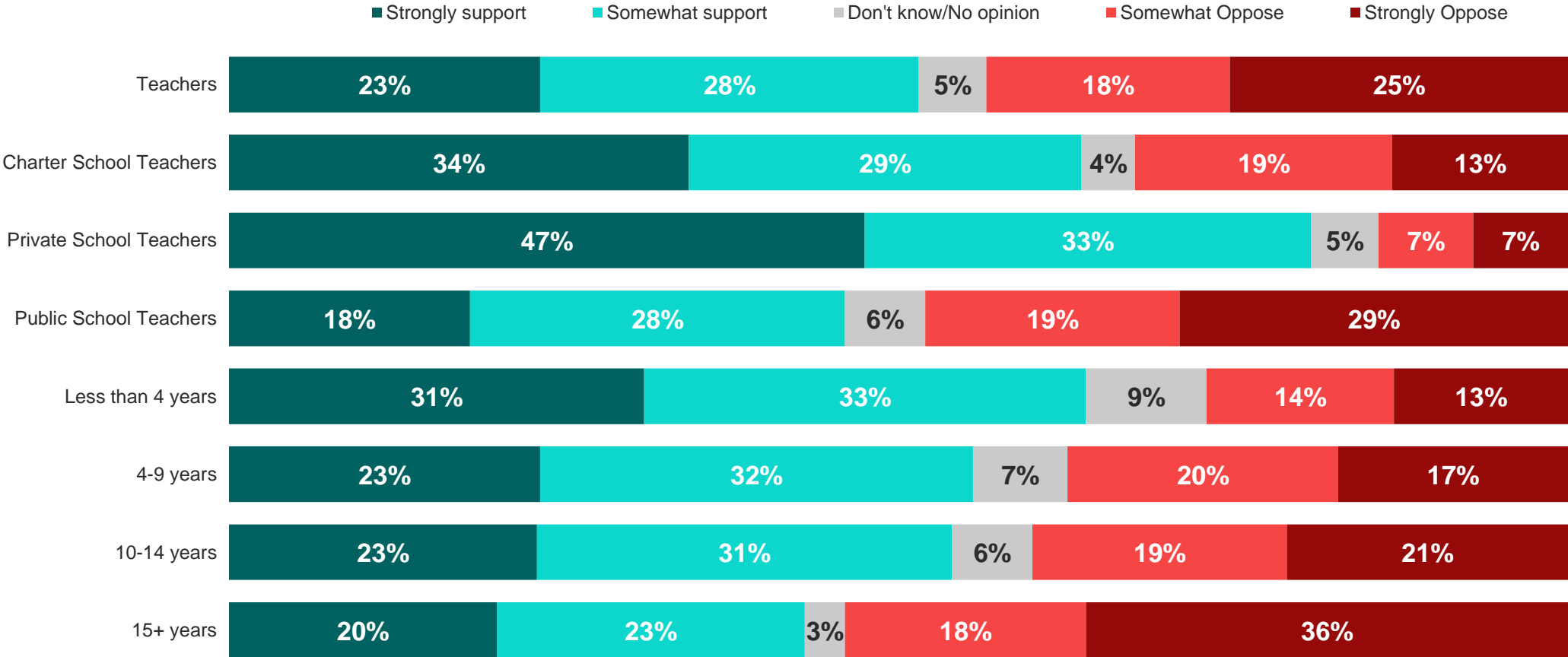
Based on what you know, or have heard from others... In general, what is your opinion of 'school vouchers' in K-12 education?

**All Teachers**



A school voucher system allows parents the option of sending their child to the school of their choice, whether that school is public or private, including both religious and non-religious schools. If this policy were adopted, tax dollars currently allocated to a school district would be allocated to parents in the form of a 'school voucher' to pay partial or full tuition for the child's school. In general, what is your opinion of school voucher systems?

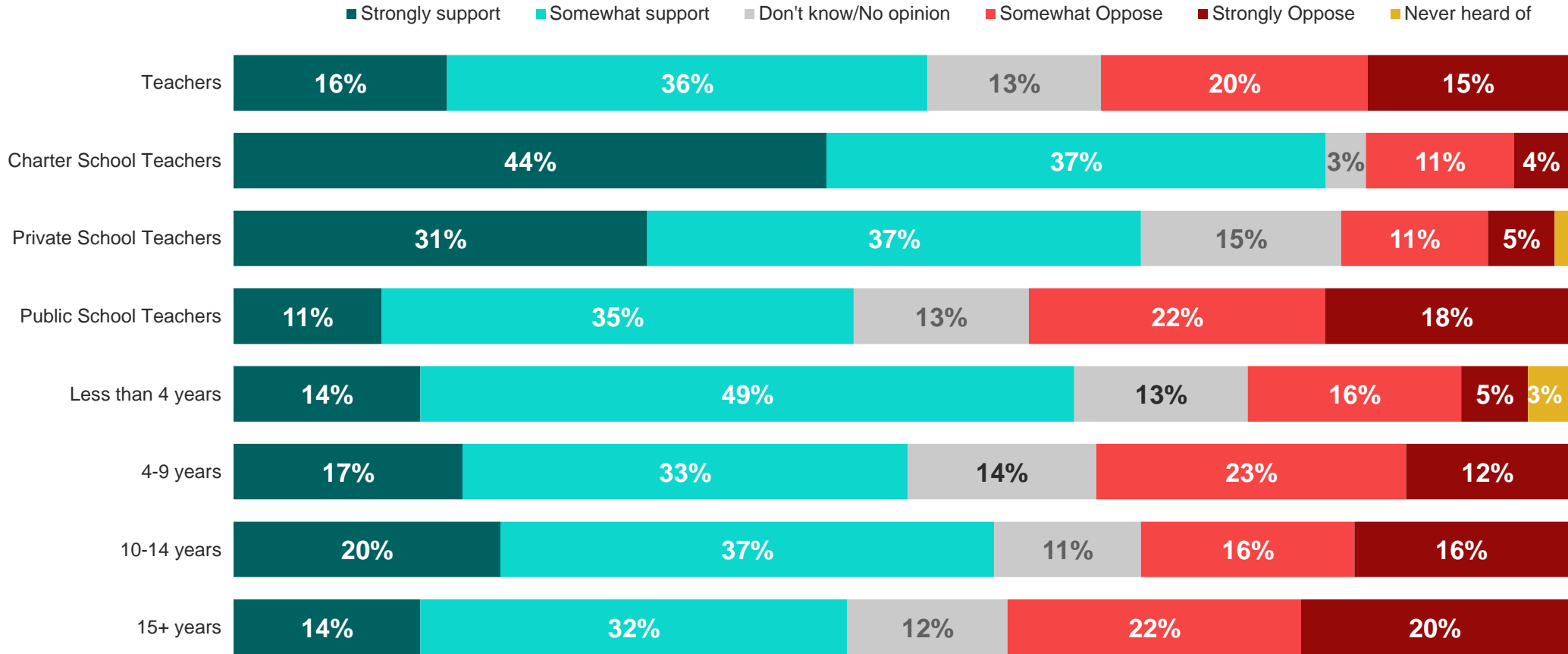
**All Teachers**



Source: Survey conducted June 15, 2022 – June 25, 2022, U.S. K-12 education teachers

Based on what you know, or have heard from others... In general, what is your opinion of 'charter schools' in K-12 education?

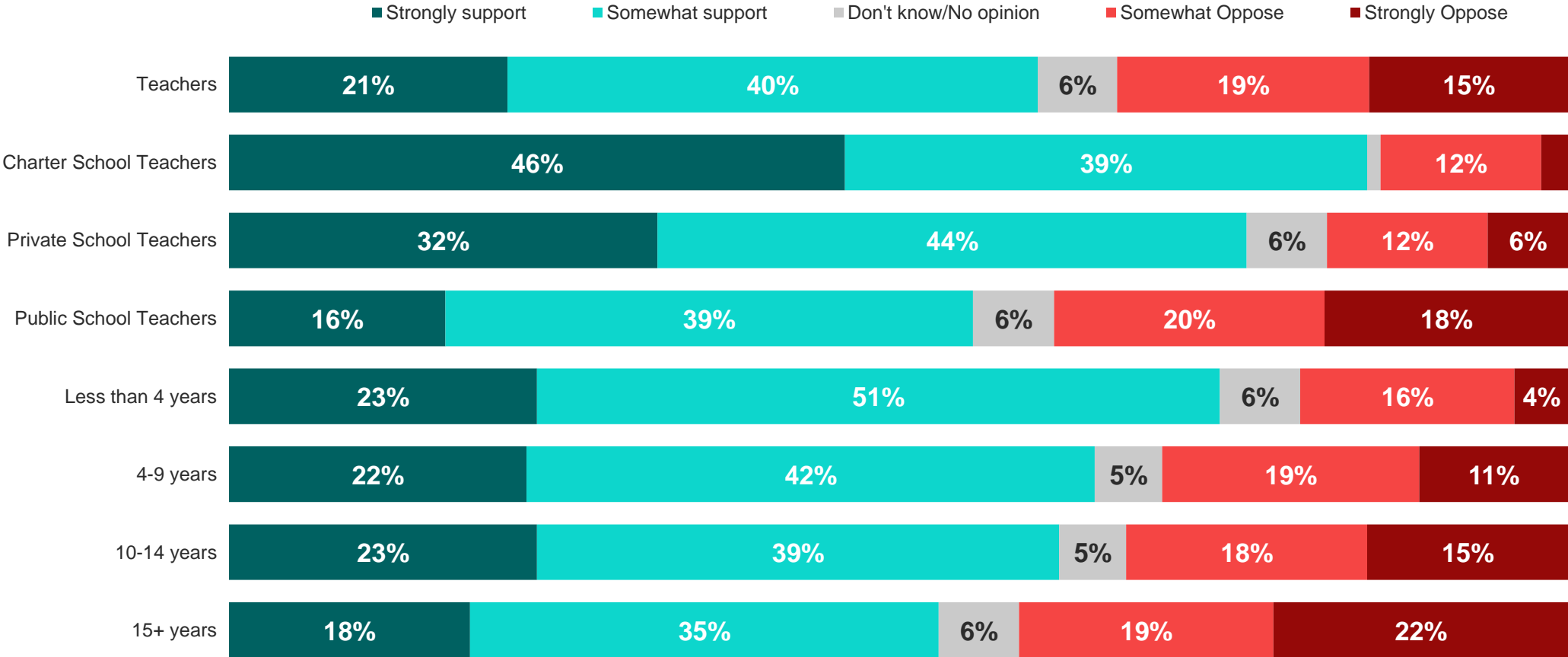
**All Teachers**



Source: Survey conducted June 15, 2022 – June 25, 2022, U.S. K-12 education teachers

Charter schools are public schools that have more control over their own budget, staff, and curriculum, and are exempt from many existing public school regulations. In general, what is your opinion of public charter schools?

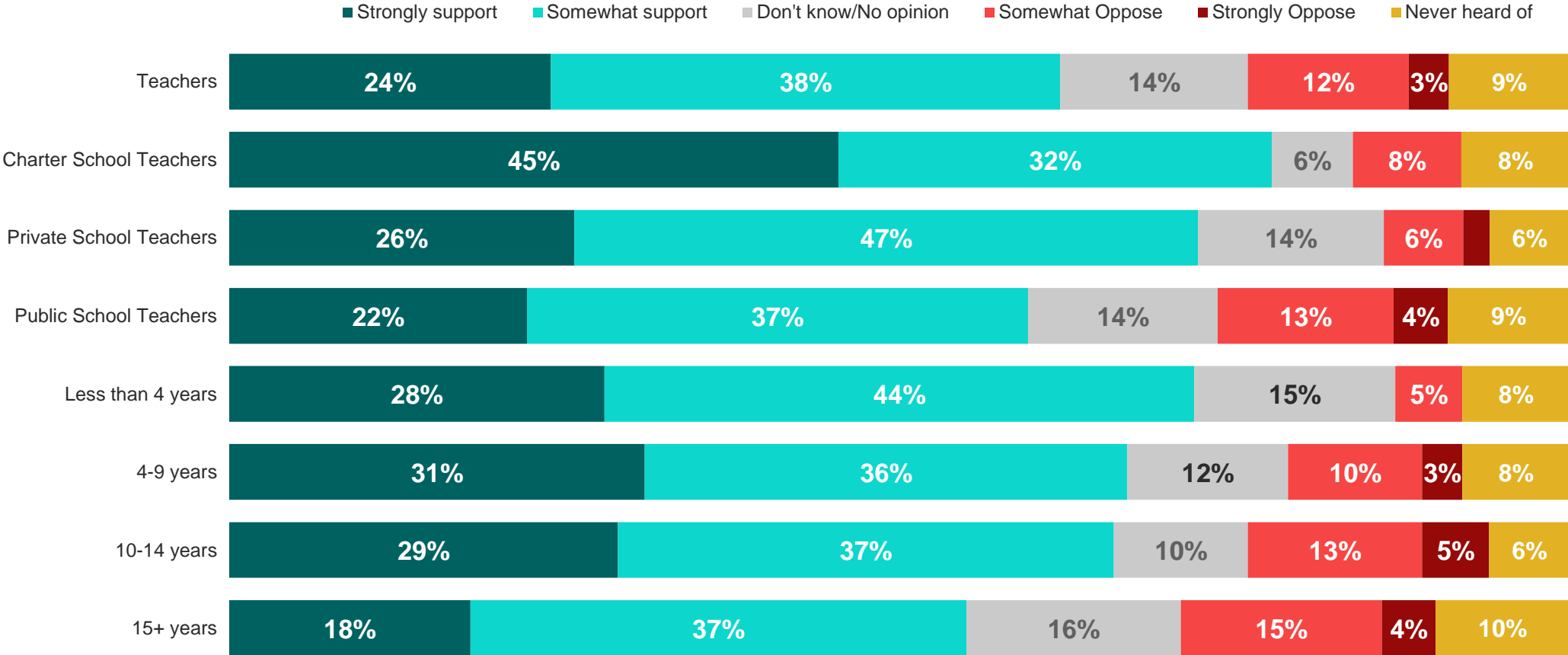
**All Teachers**



Source: Survey conducted June 15, 2022 – June 25, 2022, U.S. K-12 education teachers

Based on what you know, or have heard from others In general, what is your opinion of 'open enrollment' policies in K-12 education?

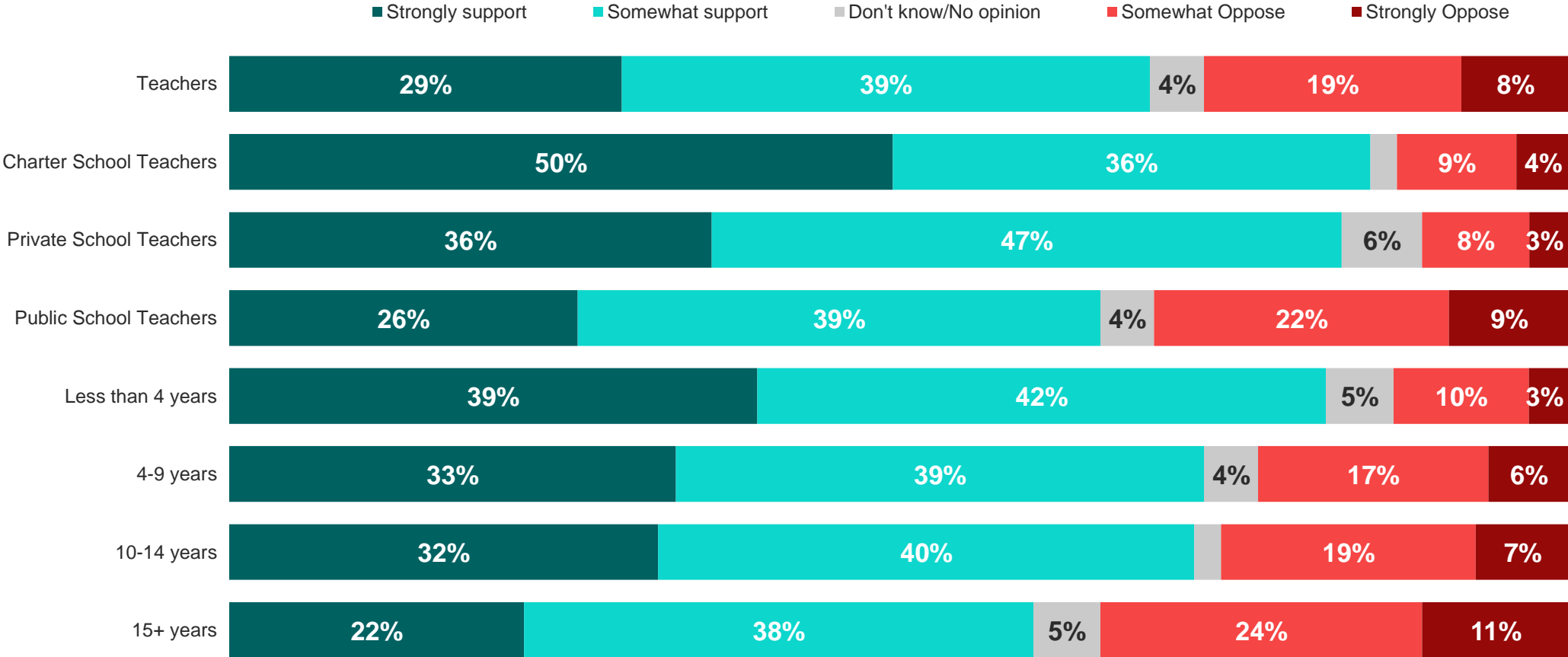
**All Teachers**



Source: Survey conducted June 15, 2022 – June 25, 2022, U.S. K-12 education teachers

An 'open enrollment' policy in K-12 education allows a student enrolled in public school to select and transfer to a public school of their choice, rather than attending a school based on where they live. A student can be allowed to transfer to a public school in another district (called 'INTER-district'). The policy is based on a first come, first served process until districts are no longer able to accommodate new students. In general, what is your opinion of an open enrollment system?

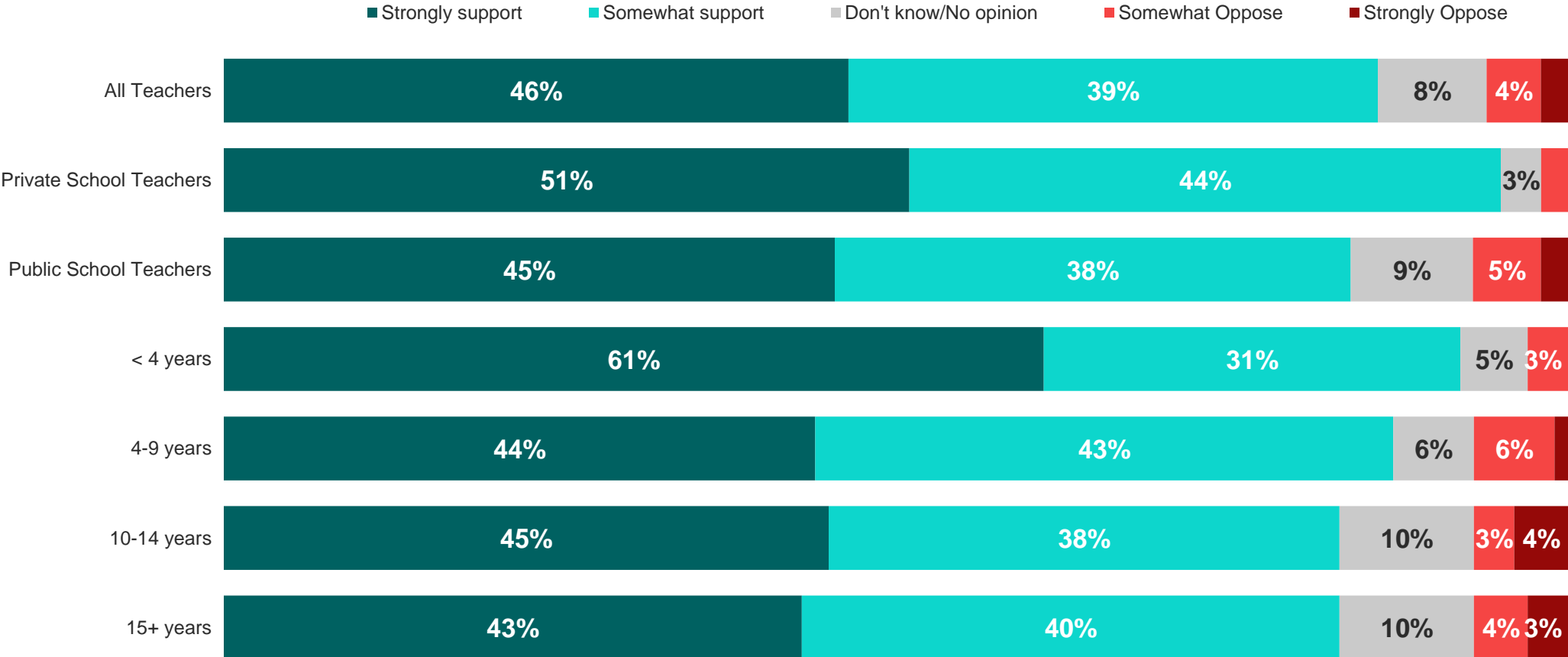
**All Teachers**



Source: Survey conducted June 15, 2022 – June 25, 2022, U.S. K-12 education teachers

Some have proposed an “teacher savings account” in K–12 education – which would establish for teachers a government-authorized savings account with restricted, but multiple uses for classroom and professional development purposes. Teachers can then use these funds to pay for: classroom supplies, books/downloads, lesson plans, instructional materials, computer hardware/software or other equipment, or additional training through meetings, conferences, or webinars. Some amount can be saved for future school-year expenses. In general, what is your opinion of this proposed teacher savings account system?

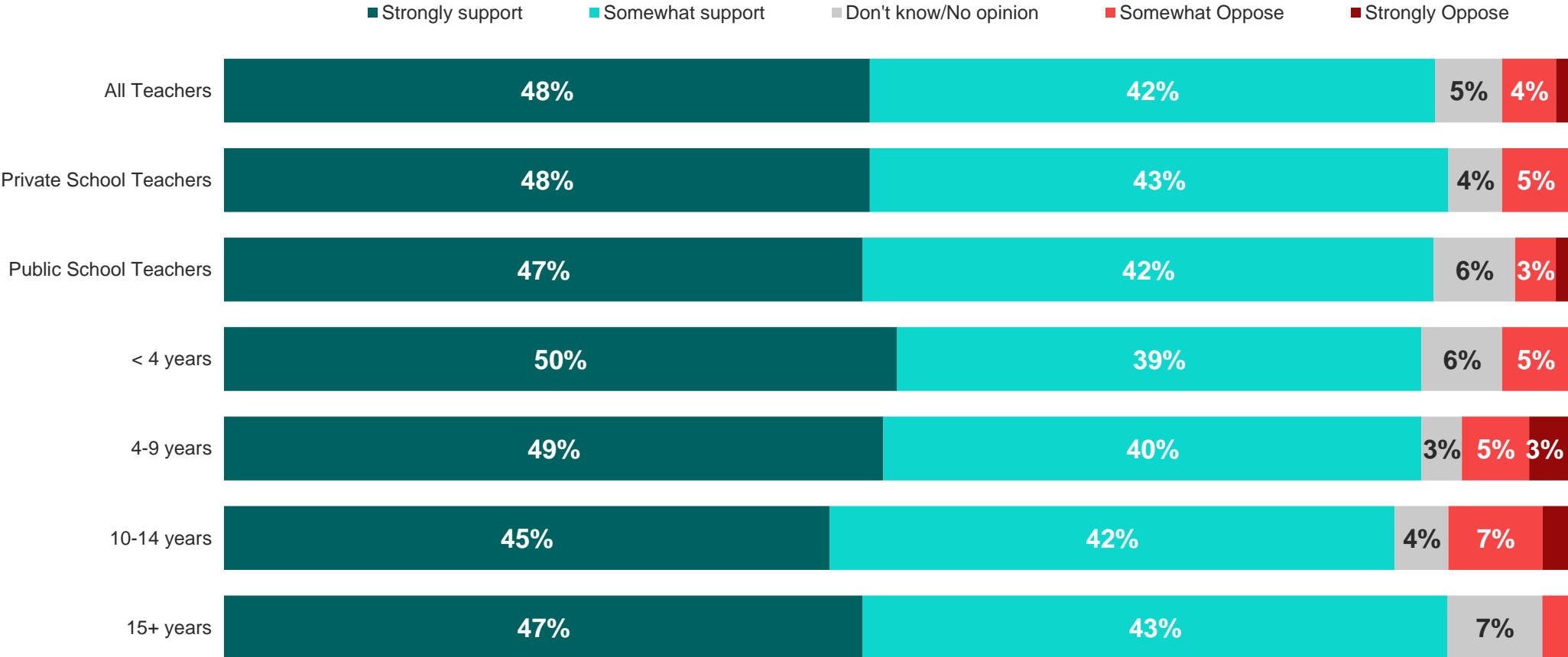
**All Teachers**



Source: Survey conducted June 15, 2022 – June 25, 2022, U.S. K-12 education teachers  
 \*Charter school teachers not shown due to low sample size

Some have proposed an “teacher spending account” in K–12 education – which would establish for teachers a government-authorized savings account with restricted, but multiple uses for classroom and professional development purposes. Teachers can then use these funds to pay for: classroom supplies, books/downloads, lesson plans, instructional materials, computer hardware/software or other equipment, or additional training through meetings, conferences, or webinars. Some amount can be saved for future school-year expenses. In general, what is your opinion of this proposed educator savings fund system?

**All Teachers**



Source: Survey conducted June 15, 2022 – June 25, 2022, U.S. K-12 education teachers  
 \*Charter school teachers not shown due to low sample size



WHO WE ARE

 **MORNING CONSULT**<sup>®</sup>

Morning Consult is a global data intelligence company delivering insights on what people think in real time.

By surveying tens of thousands across the globe every day, Morning Consult is unmatched in scale and speed: It determines the true measure of what people think and how their decisions impact business, politics and the economy.

Industry leaders rely on Morning Consult's proprietary technology and analysis for real-time intelligence to transform information into a competitive advantage.

 **CHOICE**

EdChoice is a 501(c)(3) nonprofit, nonpartisan organization. Our mission is to advance educational freedom and choice for all as a pathway to successful lives and a stronger society. We are committed to understanding and pursuing a K–12 education ecosystem that empowers every family to choose the learning environment that best fits their children's needs.

Learn more at: [EDCHOICE.ORG](https://edchoice.org)





**MORNINGCONSULT.COM**