

Apprentice and trainee outcomes 2021

National Centre for Vocational Education Research



Description

This publication provides a summary of the outcomes of apprentices and trainees who completed an apprenticeship or traineeship during 2020. The figures are derived from the 2021 National Student Outcomes Survey.

Information is presented on apprentices' and trainees' reasons for training, their employment outcomes, further study outcomes and satisfaction with the apprenticeship or traineeship.

An apprentice or trainee is a person who undertakes a contract of training with an employer and a training provider.

Highlights

Main reason for undertaking an apprenticeship or traineeship

The main reason those in a:

- trade occupation undertook the training was because they wanted to work in that type of job (41.5%), up 4.0 percentage points from 2019
- non-trade occupation undertook the training was because they wanted to work in that type of job (26.1%), up 6.3 percentage points from 2019.

Employment

- 94.0% of trade completers were employed after training, up 2.5 percentage points from 2019
- 88.4% of non-trade completers were employed after training, up 3.5 percentage points from 2019.

Satisfaction

- 93.0% of trade completers and 91.3% of non-trade completers were satisfied with the skills learnt on the job
- 86.7% of trade completers and 91.0% of non-trade completers were satisfied with their off-the-job training overall.

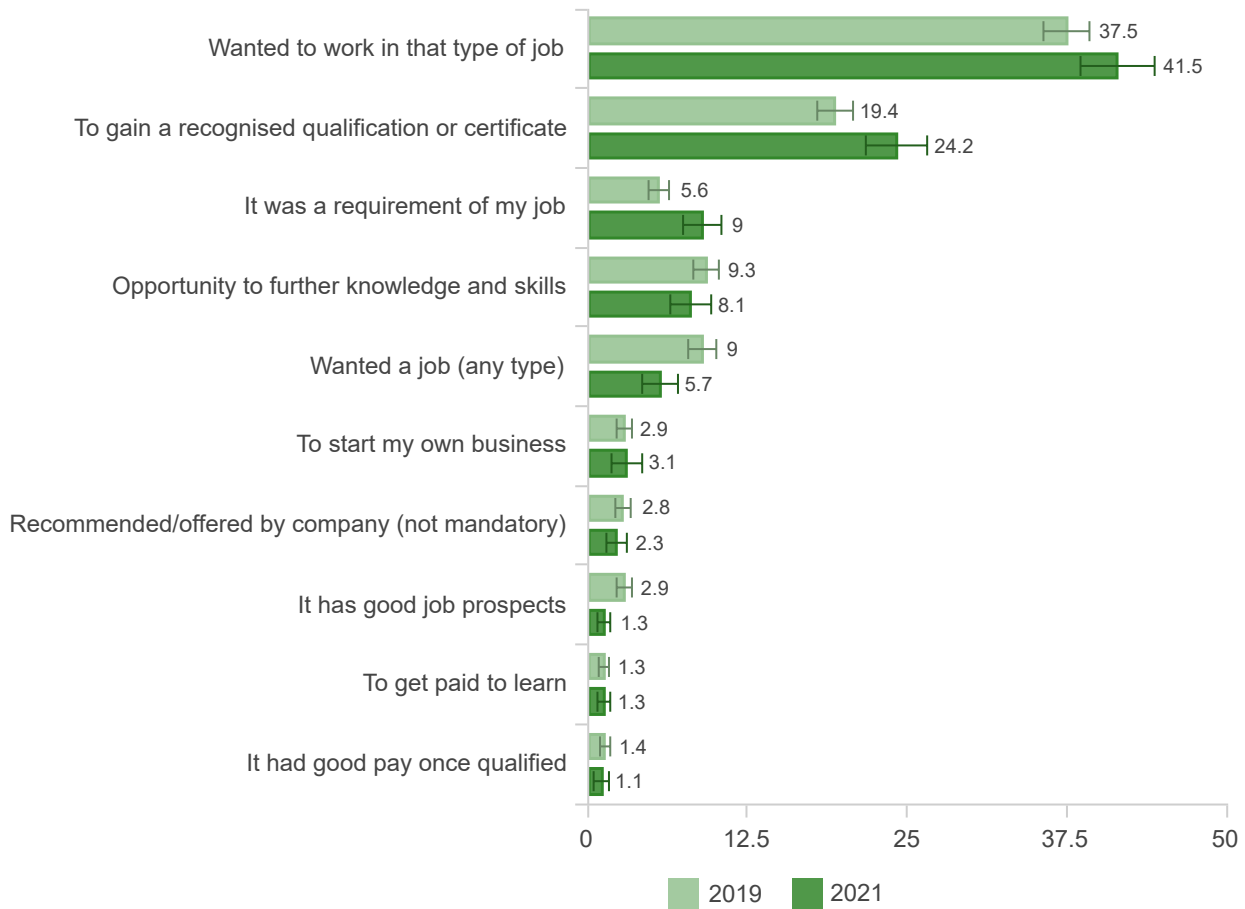
Trade completers

Of the 14 796 apprentice and trainee completers who responded to the survey, 5536 completed their training in a trade occupation.

Main reason for undertaking an apprenticeship or traineeship

The main reason trade completers undertook an apprenticeship or traineeship was because they wanted to work in that type of job (41.5%), up 4.0 percentage points from 2019. The second most common reason was to gain a recognised qualification or certificate (24.2%), up 4.9 percentage points from 2019.

Figure 1 Main reason for undertaking apprenticeship/traineeship, for trade completers, 2019 and 2021 (%)



Employment and further study outcomes

Employment outcomes

At the end of May 2021, 94.0% of trade completers were employed, up 2.5 percentage points from 2019.

Of those who trained in Electrotechnology and Telecommunications and in Construction, higher proportions were employed after training in 2021 than in 2019.

Figure 2 Employed after training by occupation of apprenticeship/traineeship, for trade completers, 2019 and 2021 (%)

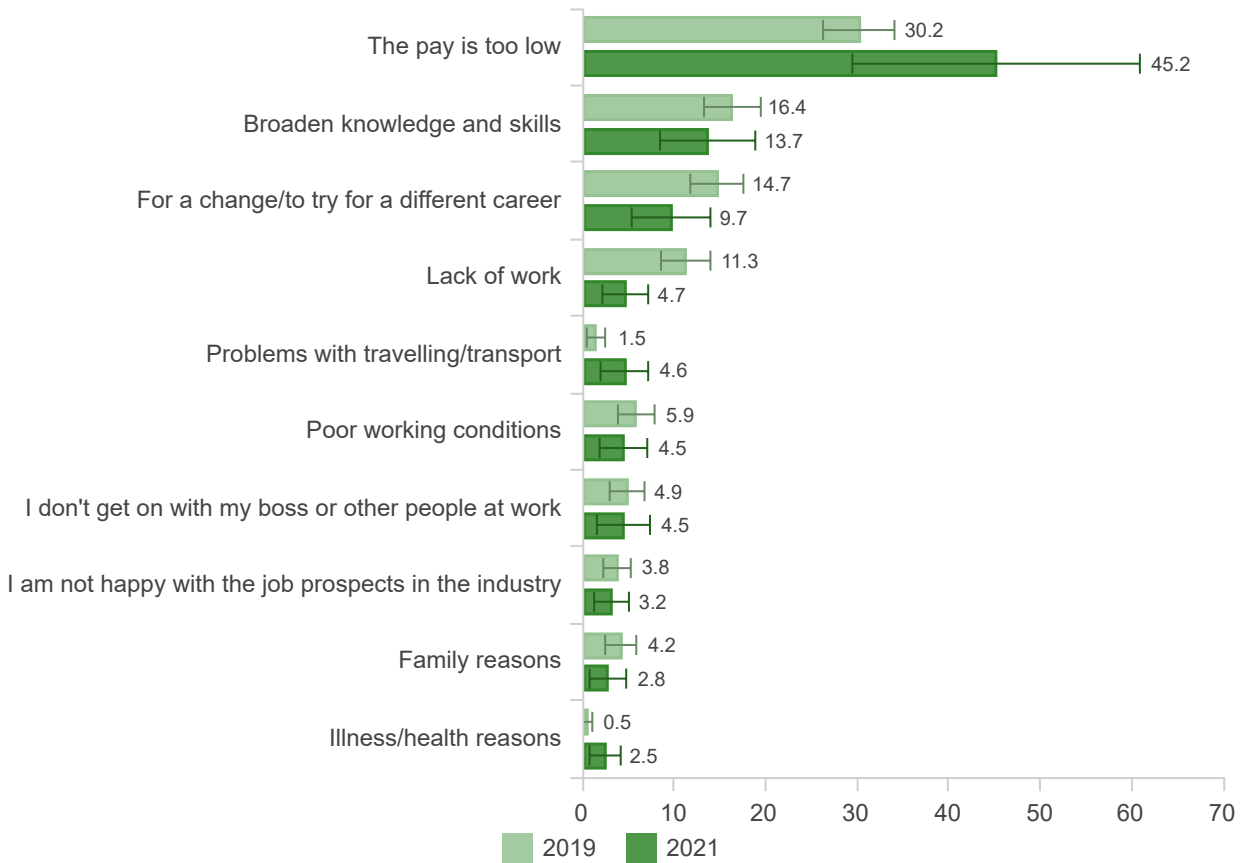


After training, 75.7% of trade completers were employed in the same occupational grouping as their apprenticeship or traineeship.

22.7% of trade completers employed at the end of May 2021 were actively looking for another job, similar to 2019.

- Of these, 45.2% were looking for work because their pay was too low and 13.7% to broaden their knowledge and skills.

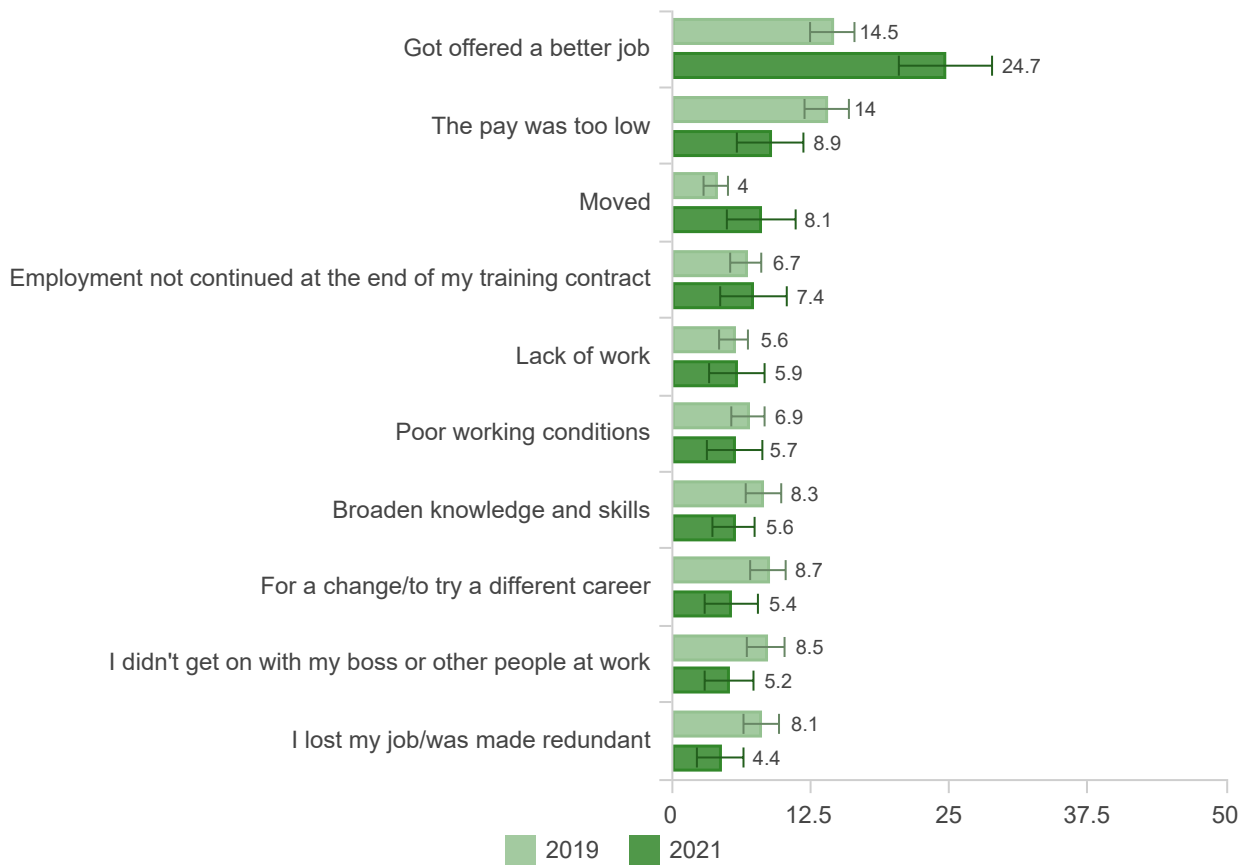
Figure 3 Main reason for looking for work, of those trade completers employed and looking for work after training, 2019 and 2021 (%)



31.1% of trade completers employed at the end of May 2021 were employed with a different employer to their apprenticeship/traineeship, down 12.3 percentage points from 2019.

- Of these, 24.7% changed employers because they were offered a better job and 8.9% because their pay was too low.

Figure 4 Main reason for changing employers, for trade completers employed after training with a different employer, 2019 and 2021 (%)



Further study outcomes

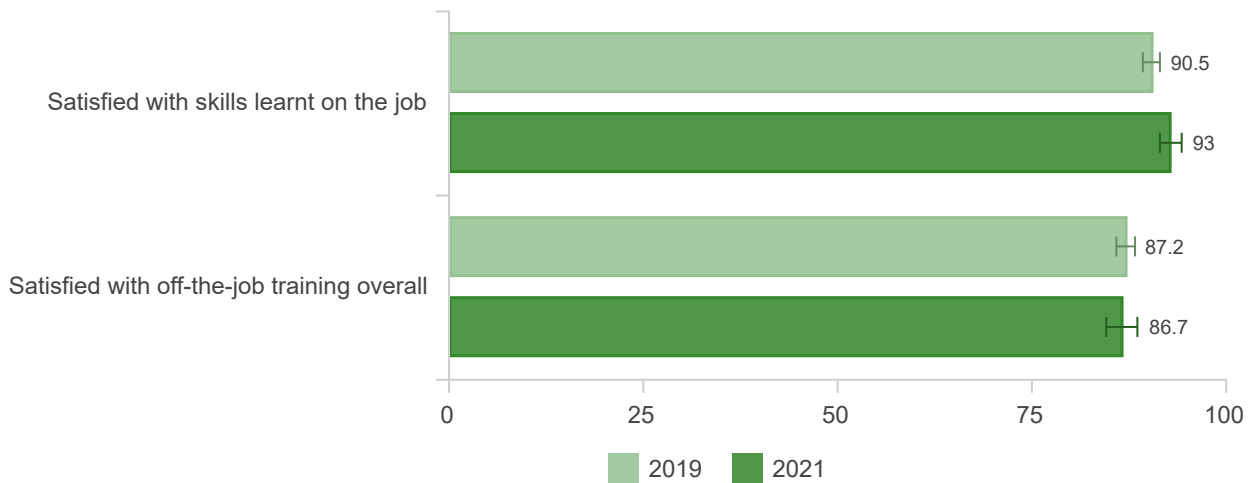
In 2021, 21.3% of trade completers enrolled in further study after training, similar to 2019.

Satisfaction with apprenticeship/traineeship

In 2021:

- 93.0% of trade completers were satisfied with the skills learnt on the job, up 2.5 percentage points from 2019
- 86.7% of trade completers were satisfied with their off-the-job training, similar to 2019.

Figure 5 Satisfaction with off-the-job training overall and skills learnt on the job, for trade completers, 2019 and 2021 (%)



Impact of the COVID-19 pandemic

For training undertaken in 2020:

- 20.2% of trade completers had their on-the-job training delayed because of the COVID-19 pandemic
- 30.1% of trade completers had some of their off-the-job training move online.

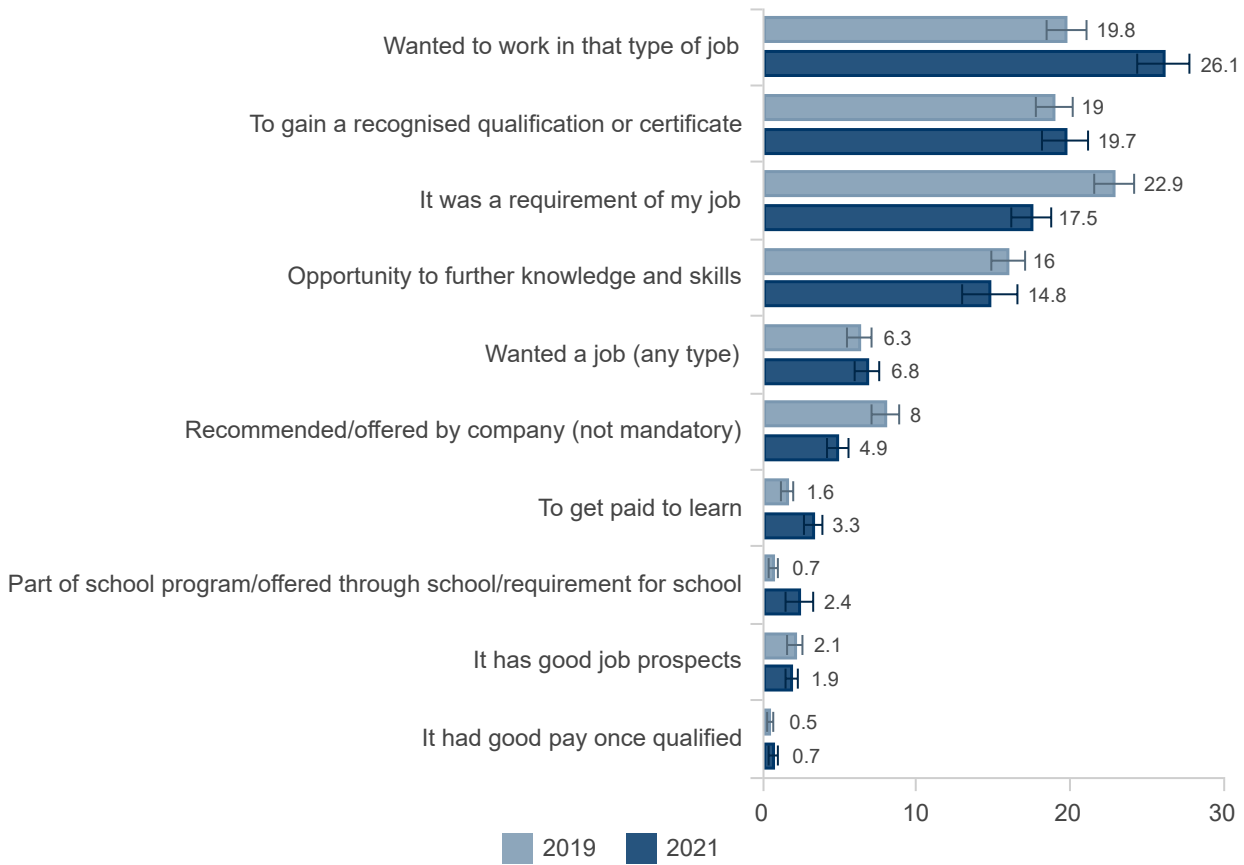
Non-trade completers

Of the 14 796 apprentice and trainee completers who responded to the survey, 9260 completed their training in a non-trade occupation.

Main reason for undertaking an apprenticeship or traineeship

The main reason non-trade completers undertook an apprenticeship or traineeship was because they wanted to work in that type of job (26.1%), up 6.3 percentage points from 2019. The second most common reason was to gain a recognised qualification or certificate (19.7%), similar to 2019.

Figure 6 Main reason for undertaking apprenticeship/traineeship, for non-trade completers, 2019 and 2021 (%)



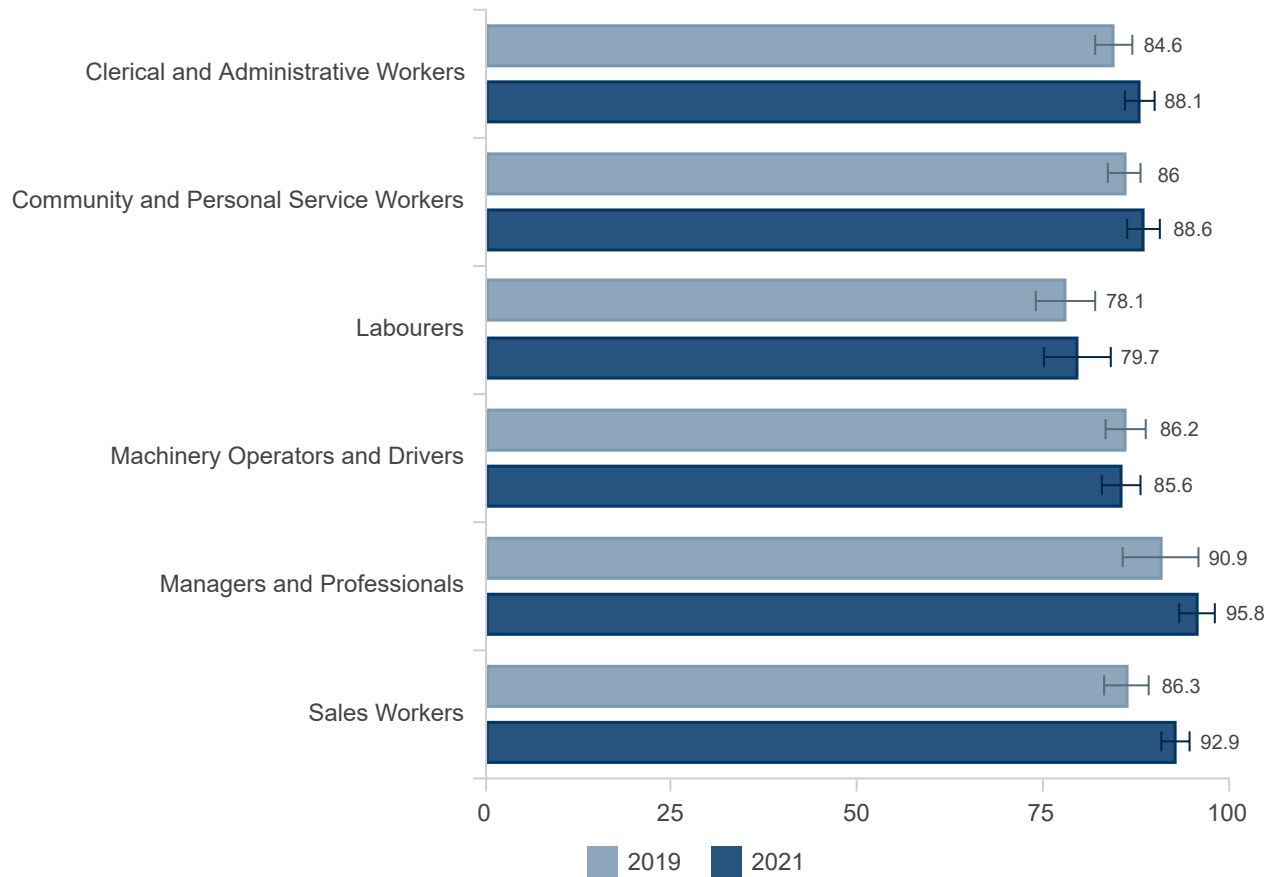
Employment and further study outcomes

Employment outcomes

At the end of May 2021, 88.4% of non-trade completers were employed, up 3.5 percentage points from 2019.

Of those who trained in Sales and in Clerical and Administrative, higher proportions were employed after training in 2021 than in 2019.

Figure 7 Employed after training by occupation of apprenticeship/traineeship, for non-trade completers, 2019 and 2021 (%)

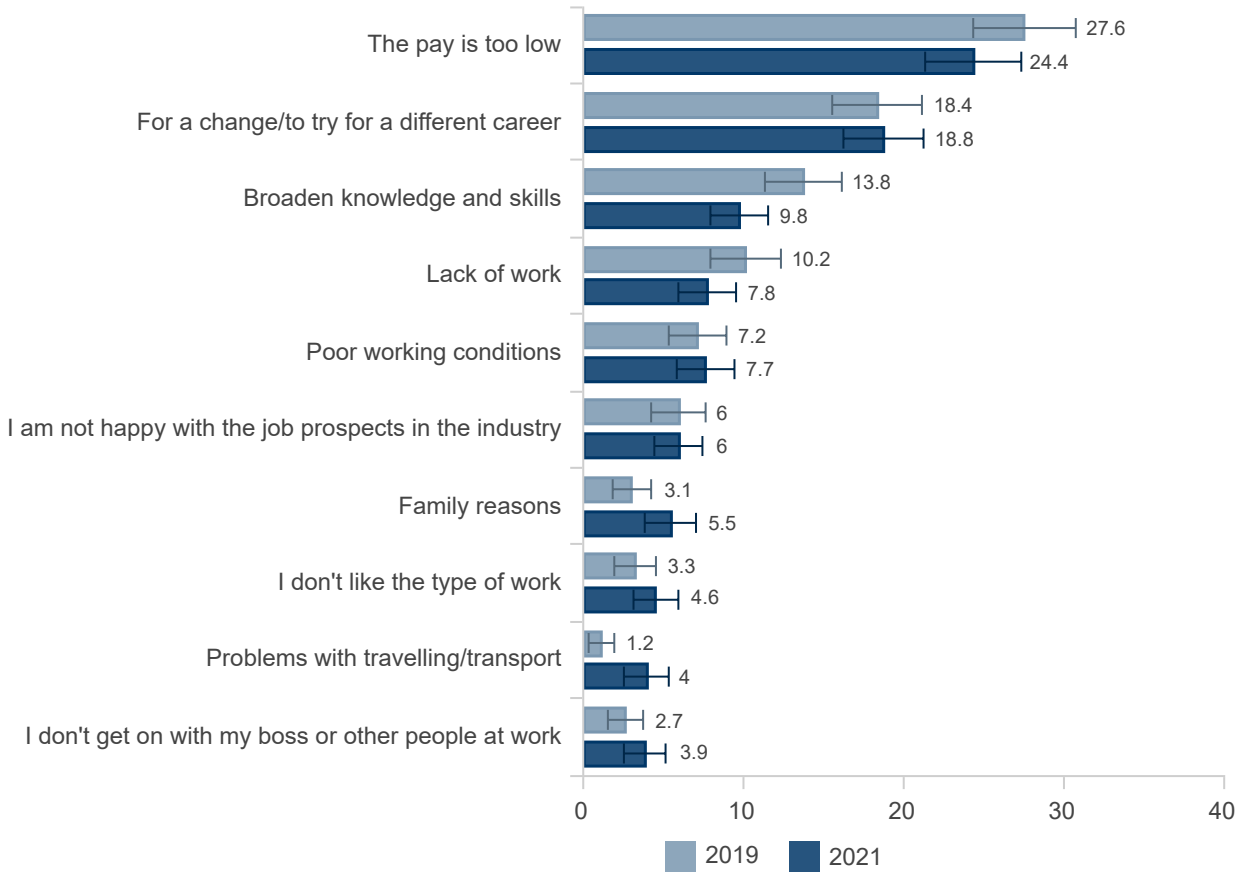


After training, 44.1% of non-trade completers were employed in the same occupational grouping as their apprenticeship or traineeship.

26.1% of non-trade completers employed at the end of May 2021 were actively looking for another job, similar to 2019.

- Of these, 24.4% were looking for work because the pay was too low and 18.8% for a change or to try for a different career.

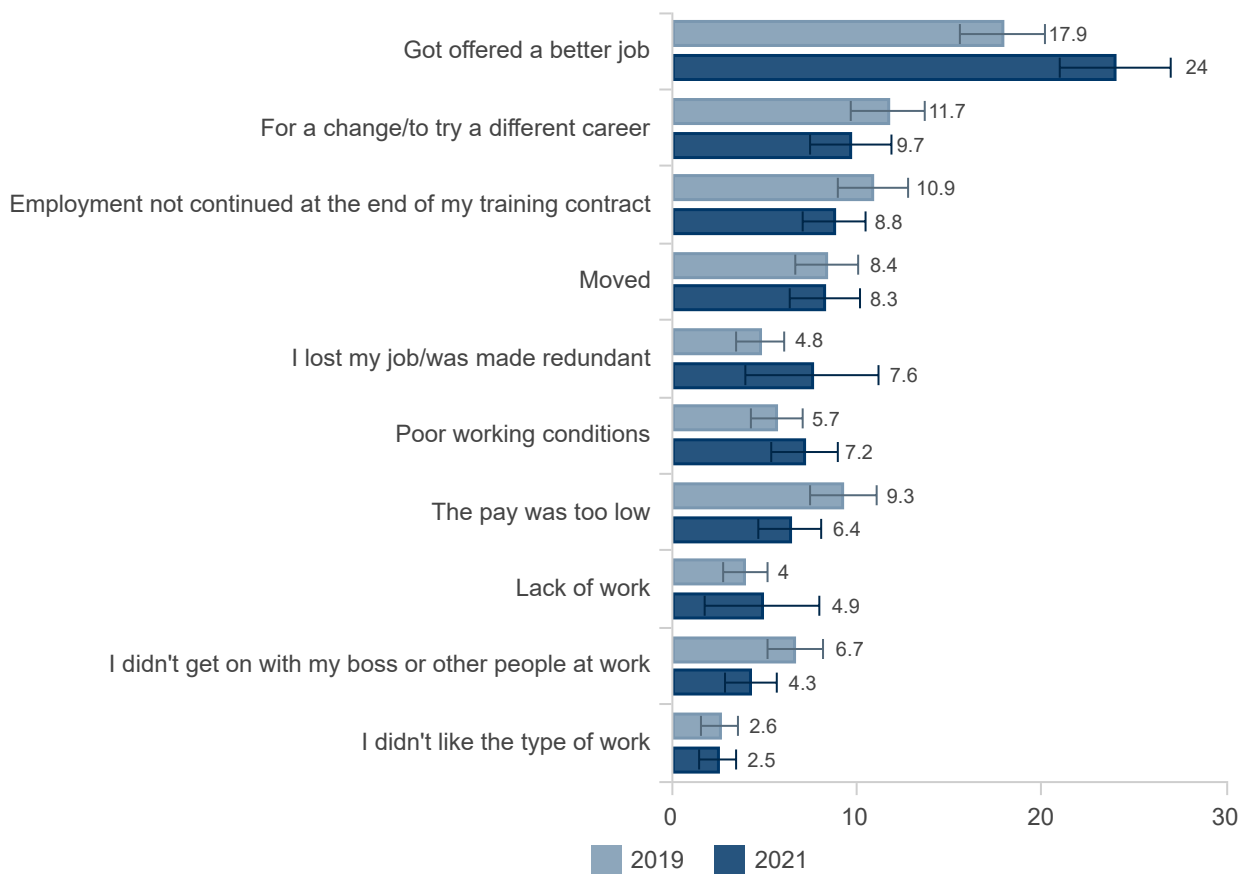
Figure 8 Main reason for looking for work, of those non-trade completers employed and looking for work after training, 2019 and 2021 (%)



26.8% of non-trade completers employed at the end of May 2021 were employed with a different employer to their apprenticeship/traineeship, down 6.9 percentage points from 2019.

- Of these, 24.0% changed employers because they were offered a better job and 9.7% for a change or to try for a different career.

Figure 9 Main reason for changing employers, for non-trade completers employed after training with a different employer, 2019 and 2021 (%)



Further study outcomes

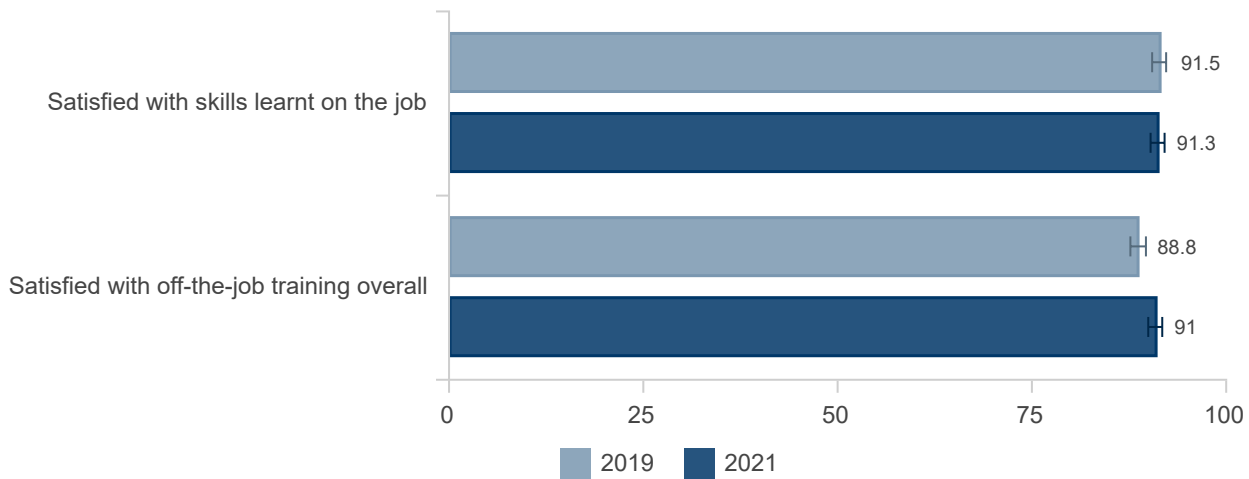
In 2021, 35.5% of non-trade completers enrolled in further study after training, up 5.3 percentage points from 2019.

Satisfaction with apprenticeship/traineeship

For training undertaken in 2020:

- 91.3% of non-trade completers were satisfied with the skills learnt on the job, similar to 2019
- 91.0% of non-trade completers were satisfied with their off-the-job training, up 2.2 percentage points from 2019.

Figure 10 Satisfaction with off-the-job training overall and skills learnt on the job, for non-trade completers, 2019 and 2021 (%)



Impact of the COVID-19 pandemic

In 2020:

- 23.1% of non-trade completers had their on-the-job training delayed because of the COVID-19 pandemic
- 39.2% of non-trade completers had some of their off-the-job training move online.

© Commonwealth of Australia, 2022



For details and exceptions visit the [NCVER Portal](#).

This document should be attributed as NCVER 2022, *Apprentice and trainee outcomes 2021*, NCVER, Adelaide.

This work has been produced by NCVER on behalf of the Australian Government, and state and territory governments, with funding provided through the Australian Government Department of Education, Skills and Employment.

The views and opinions expressed in this document are those of NCVER and do not necessarily reflect the views of the Australian Government or state and territory governments.

ISBN 978-1-925717-95-2

TD/TNC 147.04

Published by NCVER, ABN 87 007 967 311