

Early Childhood Homelessness in the United States: 50-State Profile



JANUARY 2016



ADMINISTRATION FOR
CHILDREN & FAMILIES



2	INTRODUCTION
5	TOTAL ENROLLMENT IN HEAD START/EARLY HEAD START
6	CHILDREN EXPERIENCING HOMELESSNESS IN HEAD START AND EARLY HEAD START
7	NATIONAL PROFILE

8 STATE PROFILES

9	Alabama	29	Maryland	49	South Carolina
10	Alaska	30	Massachusetts	50	South Dakota
11	Arizona	31	Michigan	51	Tennessee
12	Arkansas	32	Minnesota	52	Texas
13	California	33	Mississippi	53	Utah
14	Colorado	34	Missouri	54	Vermont
15	Connecticut	35	Montana	55	Virginia
16	Delaware	36	Nebraska	56	Washington
17	District of Columbia	37	Nevada	57	West Virginia
18	Florida	38	New Hampshire	58	Wisconsin
19	Georgia	39	New Jersey	59	Wyoming
20	Hawaii	40	New Mexico		
21	Idaho	41	New York		
22	Illinois	42	North Carolina		
23	Indiana	43	North Dakota		
24	Iowa	44	Ohio		
25	Kansas	45	Oklahoma		
26	Kentucky	46	Oregon		
27	Louisiana	47	Pennsylvania		
28	Maine	48	Rhode Island		

60 APPENDICES

60	Appendix 1: Definition of Homelessness
62	Appendix 2: Early Childhood Programs
64	Appendix 3: Data Sources and Methodology
68	Appendix 4: Limitations



Homelessness is a reality for many families with young children in our country. In fact, infancy is the period of life when a person is at highest risk of living in a homeless shelter in the United States (U.S. Department of Housing and Urban Development (HUD), 6th Annual Homelessness Report, 2012).

Children under age 1 comprise 6 percent of the overall population but 12 percent of the population served by HUD-funded Family Shelters. Furthermore, more than 50% of children served by HUD-funded emergency/transitional housing providers in 2012 were age five or younger.

Current research establishes a strong connection between a young child's early experiences and the developing of his or her brain structure. According to the Center on the Developing Child at Harvard University, the early years of life can provide a strong or weak foundation for all future learning, behavior and health.

Experiences of homelessness in early childhood are associated with poor early development and educational well-being. Experiences of homelessness during infancy and toddlerhood are associated with poor academic achievement and engagement in elementary school (Perlman & Fantuzzo, 2010). Additionally, experiences of homelessness are associated with social emotional delays among young children (Haskett, et al, 2015) and poor classroom-based social skills in elementary school (Brumley, Fantuzzo, Perlman, & Zager, 2015). These findings underscore the importance of ensuring that young children who are homeless have access to known supports that are critical to improving the long-term educational outcomes of children nationwide.

Every day more and more Americans understand that high quality early childhood care and learning prepares children to succeed in the classroom and in life. The impact of homelessness on children, especially young children is extremely challenging and may lead to changes in brain architecture that can interfere with learning, social-emotional development, self-regulation and cognitive skills. In today's world, children should be healthy, alert and motivated to have a better chance of leading productive lives. Not every child, however, has that chance.

This 50-state profile project plus the District of Columbia, excluding territories, migrant and tribal information provides a snapshot of early childhood data available for children who are experiencing homelessness in each state. Please see Appendix 3 for methodology.

Key national findings:

- 5,975,717 children under 6 years old lived below the Federal Poverty Level in 2013. That means that more than one in four children under 6 years old lived below the Federal Poverty Level.
- 1,054,218 children were enrolled in Head Start and Early Head Start in 2013. Among the enrolled children, 49,515 children experiencing homelessness were served in Head Start and



Early Head Start. In other words, about 4.7 percent of children served in Head Start and Early Head Start are children who were experiencing homelessness. Please see page 5 and 6 for more information.

- 9,890 children ages 18 and under who were experiencing homelessness received meals daily through emergency shelters through the Child and Adult Care Food Program (CACFP) nationally in 2013. See three examples below.
 - New York had the highest number of emergency shelters that provided CACFP at 74. They served an average of 1,221 meals daily to children who were experiencing homelessness in 2013.
 - California had 34 emergency shelters that provided CACFP, and served 1,280 meals daily to children who were experiencing homelessness in 2013.
 - Pennsylvania, a state that had a low rate of children who were experiencing homelessness, had 20 emergency shelters participating in CACFP, and served 865 meals daily for children who are experiencing homelessness in 2013.

- The Department of Housing and Urban Development (HUD) provides shelter for children and families and reports this data to Congress in two categories: Principal Cities and Suburban and Rural Areas. In 2013, 102,973 children experiencing homelessness under 6 years old were in emergency shelter and transitional housing in principal cities, and 14,448 children under 6 years old were in permanent supportive housing in principal cities. In addition, nearly 60,000 children experiencing homelessness under 6 years old were also served in suburban and rural areas.

- Looking at the early childhood data available in the profiles, states with the highest percentage of young children under age 6 experiencing homelessness were:
 - Kentucky - 10.6%
 - New York - 9.6%
 - California - 9.1%
 - Alabama - 8.6%
 - Oregon - 7.2%
 - Oklahoma - 7.1%
 - West Virginia - 7.0%
 - District of Columbia - 7.0%
 - New Mexico - 7.0%
 - Alaska - 6.4%

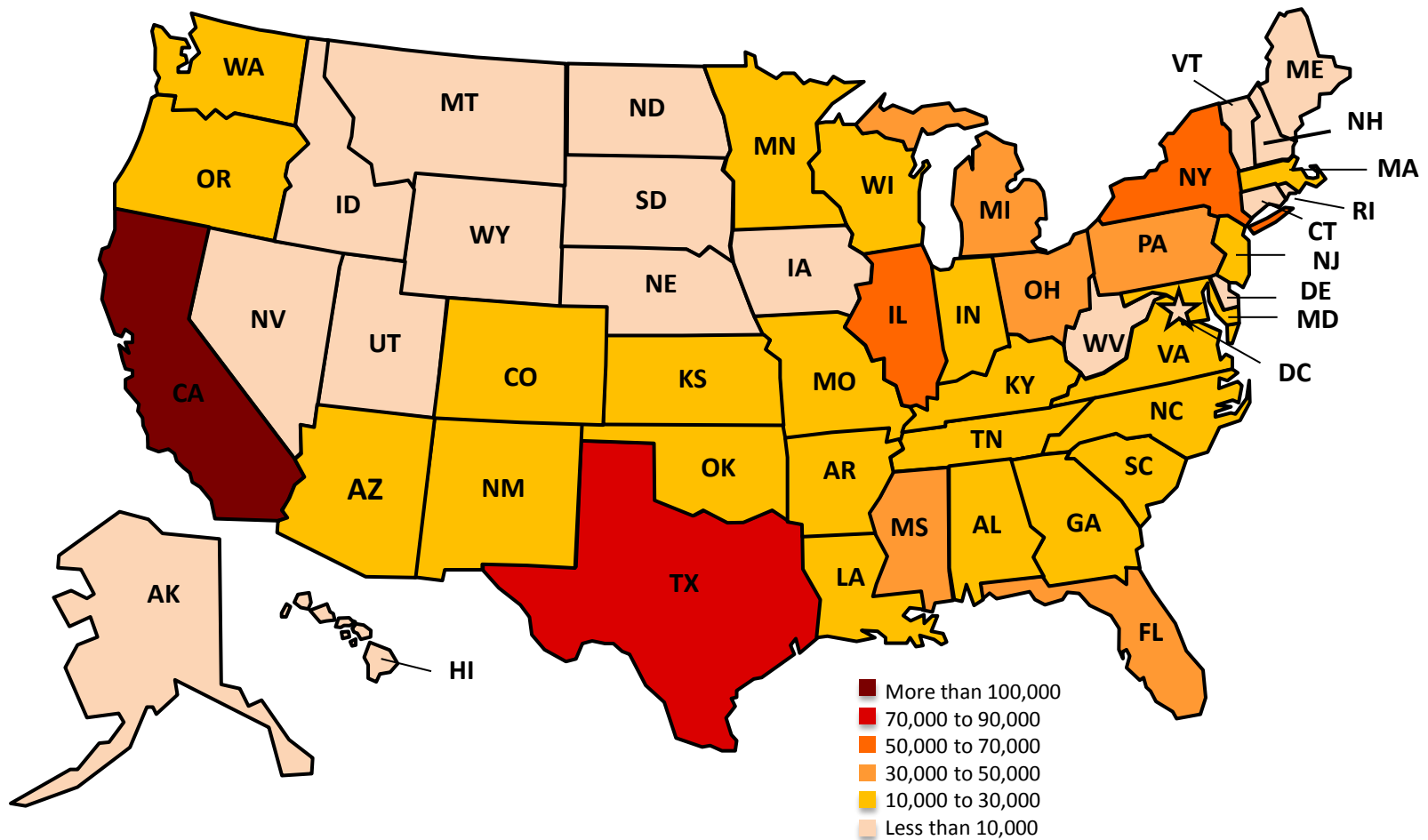
- States with the lowest percentage of young children under age 6 experiencing homelessness were:
 - Connecticut - 1.2%



- New Jersey - 1.4%
 - Rhode Island - 1.4%
 - Nebraska - 2.1%
 - Hawaii - 2.2%
 - Pennsylvania - 2.3%
 - Wyoming - 2.3%
 - South Dakota - 2.7%
 - Maine - 2.8%
 - Vermont - 2.9%
-
- Hawaii, a state known for a high homeless rate in the United States, had a relatively low rate of children under age 6 who are experiencing homelessness.

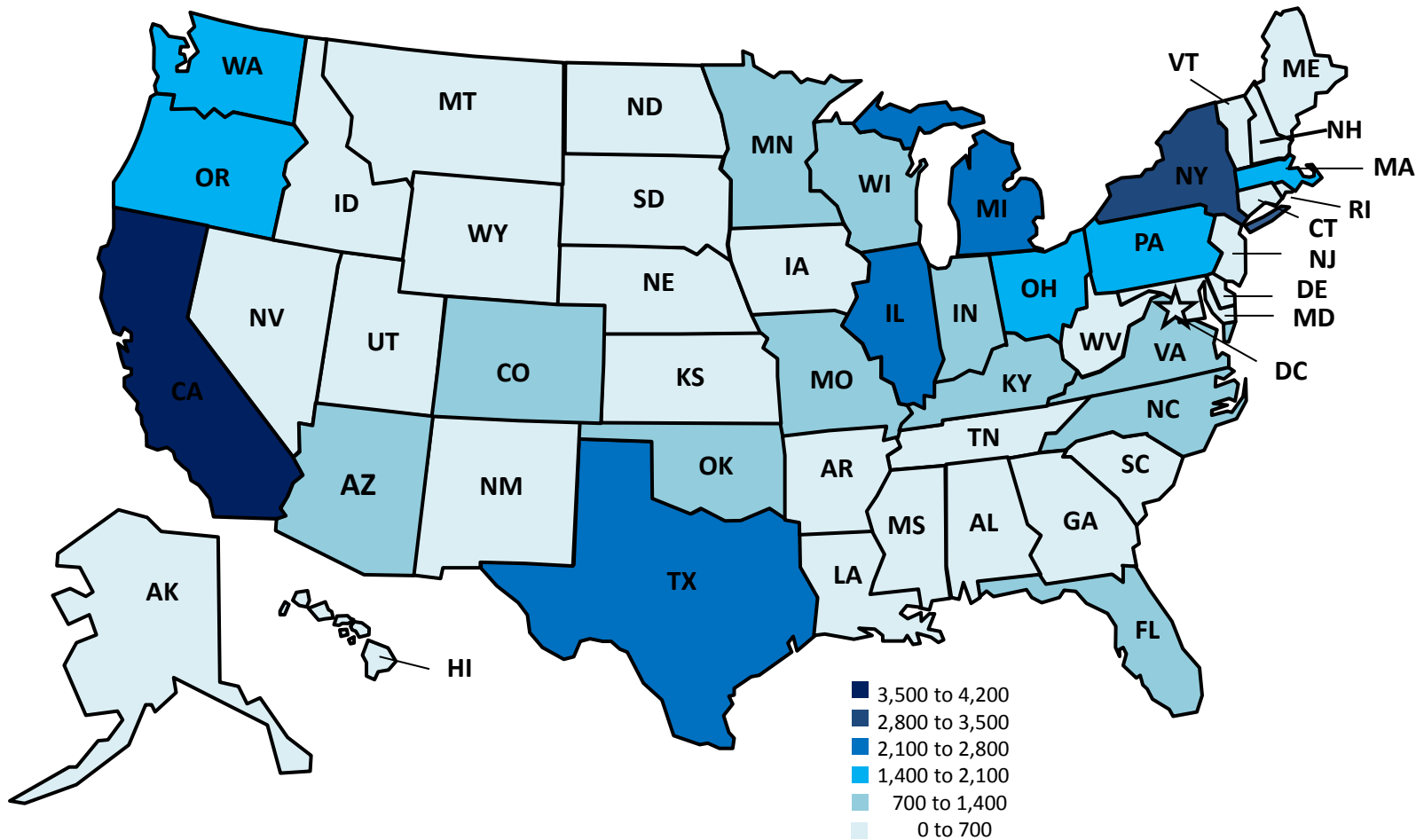
The Office of Early Childhood Development at ACF hopes these profiles will provide information for local, statewide and federal conversations and planning toward the goal of ending family homelessness by 2020.

Total Cumulative Enrollment in Head Start and Early Head Start



Source: Office of Head Start, Department of Health and Human Services. For more information, please visit: <http://eclkc.ohs.acf.hhs.gov/hslc/data/pir>

Children Experiencing Homelessness in Head Start and Early Head Start



Source: Office of Head Start, Department of Health and Human Services. For more information, please visit: <http://eclkc.ohs.acf.hhs.gov/hslc/data/pir>



TOTAL CHILDREN POPULATION UNDER 6 in 2013:

23,535,026¹

ESTIMATED NUMBER OF CHILDREN UNDER AGE 6 IDENTIFIED as HOMELESS:

1,266,605²

CHILDREN UNDER AGE 6 EXPERIENCING HOMELESSNESS:

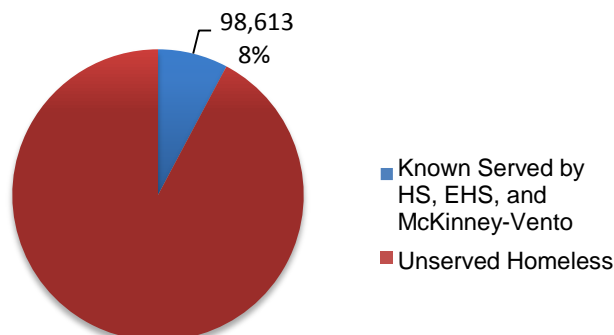
1 in 18 CHILDREN



NUMBER OF CHILDREN EXPERIENCING HOMELESSNESS SERVED BY PROGRAMS

Head Start and Early Head Start (Total Cumulative Enrollment in Head Start/Early Head Start 1,054,218)	49,515³
EHCY (McKinney-Vento Homeless Assistance Act)	49,098⁴
Child Care Development Fund	Available in 2017
HUD Homelessness Early Childhood data (HMIS)	177,543⁵
Maternal, Infant, and Early Childhood Home Visiting	Planning for 2017
Child and Adult Care Food Program (USDA) (Note that CACFP Includes Children Birth to Age 18)	9,953⁶

CHILDREN IN EARLY LEARNING PROGRAMS

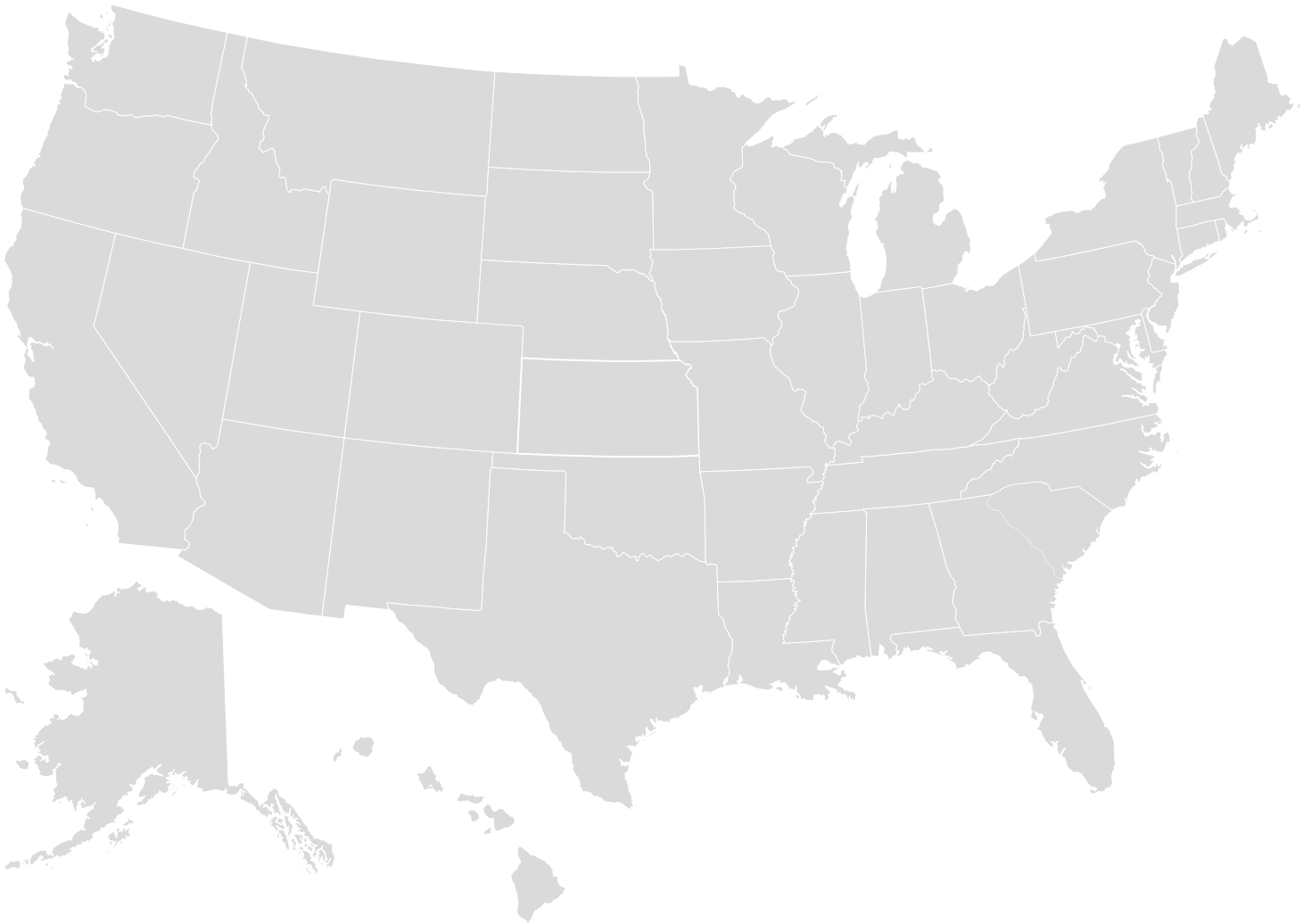


NATIONAL HIGHLIGHTS

- 5,975,717 children under 6 years old lived below Federal Poverty Level in 2013. In other words, more than one in four children under 6 years old lived below Federal Poverty Level.
- 1,054,218 children were enrolled in Head Start and Early Head Start in 2013. Among the enrolled children, 49,515 children experiencing homelessness were served in Head Start and Early Head Start.
- 9,953 children 18 and under who were experiencing homelessness received the meals through emergency shelters daily through Child and Adult Care Food Program (CACFP) nationally in 2013.
- Department of Housing and Urban Development (HUD) provides shelters for children and families. In 2013, 153,896 children experiencing homelessness under 6 years old were in emergency shelter and transitional housing, and 23,647 children under 6 years old were in permanent supportive housing.



1 United States Census Bureau/American FactFinder, "B17024: AGE BY RATIO OF INCOME TO POVERTY LEVEL IN THE PAST 12 MONTHS," 2013 American Community Survey, U.S. Census Bureau's American Community Survey Office, 2013.
2 Bassuk, et al., "America's Youngest Outcasts: A Report Card on Child Homelessness," The National Center on Family Homelessness, 2013. Published in November 2014.
3 Department of Health and Human Services, "Program Information Report Data 2013", Office of Head Start, Administration of Children and Families, 2014.
4 Department of Education, "Education for Homeless Children and Youth Program School Years 2010-2011 through 2012-2013 Consolidated State Performance Report," National Center for Homeless Education, 2013.
5 Department of Housing and Urban Development, "Annual Performance Report 2008-2013." 2015.
6 Department of Agriculture, "Child and Adult Care Food Program National Data Bank Version 8.2 Public Use," 2015.



A Look at Early Childhood Homelessness Alabama



TOTAL CHILDREN
POPULATION UNDER 6
in 2013:


350,013¹

ESTIMATED NUMBER OF
CHILDREN UNDER AGE 6
IDENTIFIED as HOMELESS:

30,268²

CHILDREN UNDER AGE 6
EXPERIENCING
HOMELESSNESS:

1 in 12 CHILDREN



NUMBER OF CHILDREN
EXPERIENCING HOMELESSNESS
SERVED BY PROGRAMS

Head Start and Early Head Start **661³**
(Total Cumulative Enrollment in Head Start/Early Head Start 19,894)

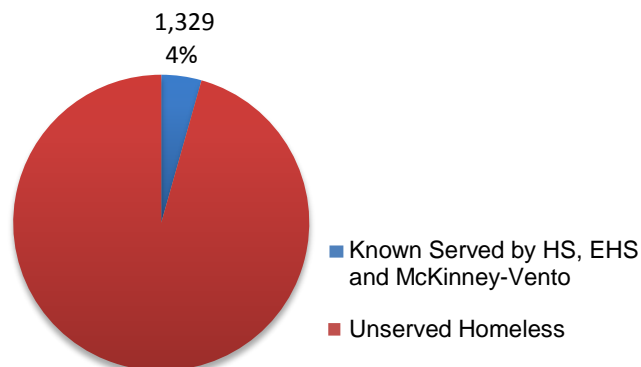
EHCY (McKinney-Vento Homeless Assistance Act) **668⁴**

Child Care Development Fund **Available in 2017**

HUD Homelessness Early Childhood data by State (HMIS)
Not Available by State

Maternal, Infant, and Early Childhood Home Visiting **Planning for 2017**

CHILDREN IN EARLY
LEARNING PROGRAMS



STATE STATISTICS &
STATE EFFORTS

- Average number of children 18 and under who receive meals in emergency shelters daily is 22 (CACFP/USDA).
- More than 26 percent of children 18 and under lived in households that lacked access to adequate food in 2013 (Children's Defense Fund).
- Nearly one in three children (31.7 percent) under 6 years old lived below the Federal Poverty Level in 2013.
- In the reauthorization of Head Start by the Improving Head Start for School Readiness Act of 2007 (Public Law 110-134), age-eligible children whose families are determined to be homeless are categorically eligible for Head Start and Early Head Start programs. Alabama has 566 Early Head Start-Child Care Partnership and Expansion (EHS-CCP) slots that could expand necessary assistance to homeless children.
- Alabama is considered to have a separate Children's Health Insurance Program (CHIP), but it technically has a combination of Medicaid expansion and CHIP. Current Medicaid covers children under 6 years old up to 141% of Federal Poverty Level (FPL). CHIP covers children up to 312 % of FPL (CMS).



¹ United States Census Bureau/American FactFinder, "B17024: AGE BY RATIO OF INCOME TO POVERTY LEVEL IN THE PAST 12 MONTHS," 2013 American Community Survey, U.S. Census Bureau's American Community Survey Office, 2013.

² Bassuk, et al., "America's Youngest Outcasts: A Report Card on Child Homelessness," The National Center on Family Homelessness, 2013. Published in November 2014.

³ Department of Health and Human Services, "Program Information Report Data 2013", Office of Head Start, Administration of Children and Families, 2014.

⁴ Department of Education, "Education for Homeless Children and Youth Program School Years 2010-2011 through 2012-2013 Consolidated State Performance Report," National Center for Homeless Education, 2013.

A Look at Early Childhood Homelessness Alaska



TOTAL CHILDREN
POPULATION UNDER 6
in 2013:


64,352¹

ESTIMATED NUMBER OF
CHILDREN UNDER AGE 6
IDENTIFIED as HOMELESS:

4,101²

CHILDREN UNDER AGE 6
EXPERIENCING
HOMELESSNESS:

1 in 15 CHILDREN



NUMBER OF CHILDREN
EXPERIENCING HOMELESSNESS
SERVED BY PROGRAMS

Head Start and Early Head Start **486³**
(Total Cumulative Enrollment in Head Start/Early Head Start **4,146**)

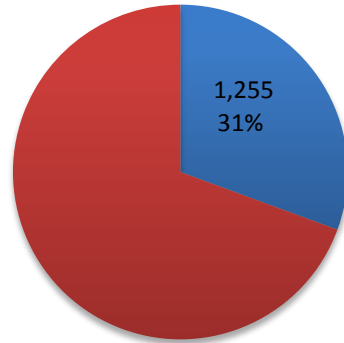
EHCY (McKinney-Vento Homeless Assistance Act) **769⁴**

Child Care Development Fund **Available in 2017**

HUD Homelessness Early Childhood data by State (HMIS)
Not Available by State

Maternal, Infant, and Early Childhood Home Visiting **Planning for 2017**

CHILDREN IN EARLY
LEARNING PROGRAMS



■ Known Served by
HS, EHS and
McKinney-Vento
■ Unserved Homeless

STATE STATISTICS &
STATE EFFORTS

- Average number of children 18 and under who receive meals in emergency shelters daily is 56 (CACFP/USDA).
- 20 percent of children 18 and under lived in households that lacked access to adequate food in 2013 (Children's Defense Fund).
- About one in seven children (14.3 percent) under 6 years old lived below the Federal Poverty Level in 2013.
- In the reauthorization of Head Start by the Improving Head Start for School Readiness Act of 2007 (Public Law 110-134), age-eligible children whose families are determined to be homeless are categorically eligible for Head Start and Early Head Start programs. Alaska has 160 Early Head Start-Child Care Partnership and Expansion (EHS-CCP) slots that could expand necessary assistance to homeless children.
- Alaska has expanded Medicaid. Current Medicaid covers up to 203 percent of Federal Poverty Level for children under 6 years old (CMS).



¹ United States Census Bureau/American FactFinder, "B17024: AGE BY RATIO OF INCOME TO POVERTY LEVEL IN THE PAST 12 MONTHS," 2013 American Community Survey, U.S. Census Bureau's American Community Survey Office, 2013.

² Bassuk, et al., "America's Youngest Outcasts: A Report Card on Child Homelessness," The National Center on Family Homelessness, 2013. Published in November 2014.

³ Department of Health and Human Services, "Program Information Report Data 2013", Office of Head Start, Administration of Children and Families, 2014.

⁴ Department of Education, "Education for Homeless Children and Youth Program School Years 2010-2011 through 2012-2013 Consolidated State Performance Report," National Center for Homeless Education, 2013.

A Look at Early Childhood Homelessness Arizona



TOTAL CHILDREN
POPULATION UNDER 6
in 2013:

511,149¹

ESTIMATED NUMBER OF
CHILDREN UNDER AGE 6
IDENTIFIED as HOMELESS:

31,934²

CHILDREN UNDER AGE 6
EXPERIENCING
HOMELESSNESS:

1 in 16 CHILDREN



NUMBER OF CHILDREN
EXPERIENCING HOMELESSNESS
SERVED BY PROGRAMS

Head Start and Early Head Start **994**³
(Total Cumulative Enrollment in Head Start/Early Head Start 21,597)

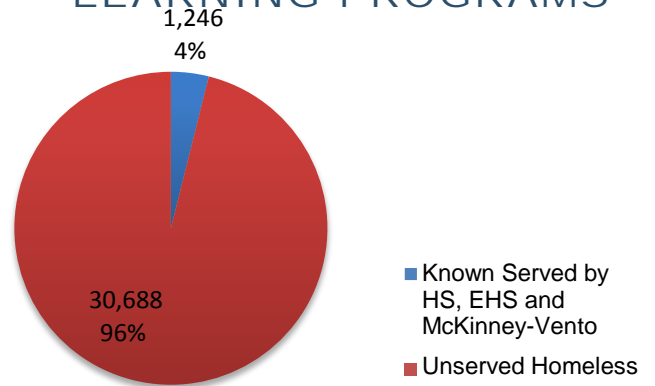
EHCY (McKinney-Vento Homeless Assistance Act) **252**⁴

Child Care Development Fund **Available in 2017**

HUD Homelessness Early Childhood data by State (HMIS)
Not Available by State

Maternal, Infant, and Early Childhood Home Visiting **Planning for 2017**

CHILDREN IN EARLY
LEARNING PROGRAMS



STATE STATISTICS & STATE EFFORTS

- Average number of children 18 and under who receive meals in emergency shelters daily is 203 (CACFP/USDA).
- About 28 percent of children 18 and under lived in households that lacked access to adequate food in 2013 (Children's Defense Fund).
- More than one in four children (28.9 percent) under 6 years old lived below the Federal Poverty Level in 2013.
- In the reauthorization of Head Start by the Improving Head Start for School Readiness Act of 2007 (Public Law 110-134), age-eligible children whose families are determined to be homeless are categorically eligible for Head Start and Early Head Start programs. Arizona has 763 Early Head Start-Child Care Partnership and Expansion (EHS-CCP) slots that could expand necessary assistance to homeless children.
- Arizona is considered to have separate Children's Health Insurance Programs (CHIP), however it technically has a combination of CHIP and Medicaid expansion. With current Medicaid, children aged 0 to 1 year old are covered up to 147 percent of Federal Poverty Level (FPL). Children aged 1 to 5 years old are covered up to 141 percent of FPL. CHIP covers children up to 200 % of FPL (CMS).



¹ United States Census Bureau/American FactFinder, "B17024: AGE BY RATIO OF INCOME TO POVERTY LEVEL IN THE PAST 12 MONTHS," 2013 American Community Survey, U.S. Census Bureau's American Community Survey Office, 2013.

² Bassuk, et al., "America's Youngest Outcasts: A Report Card on Child Homelessness," The National Center on Family Homelessness, 2013. Published in November 2014.

³ Department of Health and Human Services, "Program Information Report Data 2013", Office of Head Start, Administration of Children and Families, 2014.

⁴ Department of Education, "Education for Homeless Children and Youth Program School Years 2010-2011 through 2012-2013 Consolidated State Performance Report," National Center for Homeless Education, 2013.

A Look at Early Childhood Homelessness Arkansas



TOTAL CHILDREN
POPULATION UNDER 6
in 2013:

231,474¹

ESTIMATED NUMBER OF
CHILDREN UNDER AGE 6
IDENTIFIED as HOMELESS:

11,069²

CHILDREN UNDER AGE 6
EXPERIENCING
HOMELESSNESS:

1 in 21 CHILDREN



NUMBER OF CHILDREN
EXPERIENCING HOMELESSNESS
SERVED BY PROGRAMS

Head Start and Early Head Start **608³**
(Total Cumulative Enrollment in Head Start/Early Head Start **12,423**)

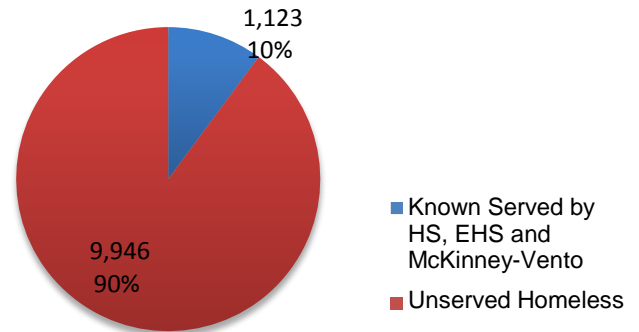
EHCY (McKinney-Vento Homeless Assistance Act) **515⁴**

Child Care Development Fund **Available in 2017**

HUD Homelessness Early Childhood data by State (HMIS)
Not Available by State

Maternal, Infant, and Early Childhood Home Visiting **Planning for 2017**

CHILDREN IN EARLY
LEARNING PROGRAMS



STATE STATISTICS &
STATE EFFORTS

- No children receive meals in emergency shelters through (CACFP/USDA).
- More than 28 percent of children 18 and under lived in households that lacked access to adequate food in 2013 (Children's Defense Fund).
- More than one in three children (33.5 percent) under 6 years old lived below the Federal Poverty Level in 2013.
- In the reauthorization of Head Start by the Improving Head Start for School Readiness Act of 2007 (Public Law 110-134), age-eligible children whose families are determined to be homeless are categorically eligible for Head Start and Early Head Start programs. Arkansas has 552 Early Head Start-Child Care Partnership and Expansion (EHS-CCP) slots that could expand necessary assistance to homeless children.
- U.S. Housing and Urban Development awarded \$4.9 million to support 31 local homeless housing and service programs in Arkansas in 2015.
- Arkansas has Medicaid expansion and a separate program. Current Medicaid covers children under 6 years old up to 211 percent of Federal Poverty Level (CMS).



¹ United States Census Bureau/American FactFinder, "B17024: AGE BY RATIO OF INCOME TO POVERTY LEVEL IN THE PAST 12 MONTHS," 2013 American Community Survey, U.S. Census Bureau's American Community Survey Office, 2013.

² Bassuk, et al., "America's Youngest Outcasts: A Report Card on Child Homelessness," The National Center on Family Homelessness, 2013. Published in November 2014.

³ Department of Health and Human Services, "Program Information Report Data 2013", Office of Head Start, Administration of Children and Families, 2014.

⁴ Department of Education, "Education for Homeless Children and Youth Program School Years 2010-2011 through 2012-2013 Consolidated State Performance Report," National Center for Homeless Education, 2013.

A Look at Early Childhood Homelessness California



TOTAL CHILDREN
POPULATION UNDER 6
in 2013:


2,996,939¹

ESTIMATED NUMBER OF
CHILDREN UNDER AGE 6
IDENTIFIED as HOMELESS:

268,621²

CHILDREN UNDER AGE 6
EXPERIENCING
HOMELESSNESS:

1 in 11 CHILDREN



NUMBER OF CHILDREN
EXPERIENCING HOMELESSNESS
SERVED BY PROGRAMS

Head Start and Early Head Start
(Total Cumulative Enrollment in Head Start/Early Head Start) **4,134³**
128,715

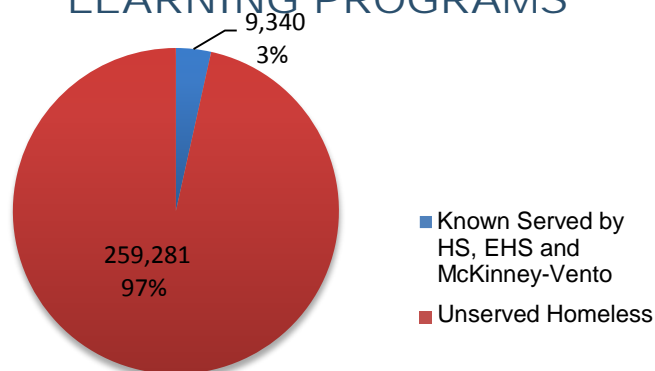
EHCY (McKinney-Vento Homeless Assistance Act) **5,206⁴**

Child Care Development Fund **Available in 2017**

HUD Homelessness Early Childhood data by State (HMIS)
Not Available by State

Maternal, Infant, and Early Childhood Home Visiting **Planning for 2017**

CHILDREN IN EARLY
LEARNING PROGRAMS



STATE STATISTICS &
STATE EFFORTS

- Average number of children 18 and under who receive meals in emergency shelters daily is 1,280 (CACFP/USDA).
- More than 25 percent of children 18 and under lived in households that lacked access to adequate food in 2013 (Children's Defense Fund).
- Nearly one in four children (24.8 percent) under 6 years old lived below the Federal Poverty Level in 2013.
- California has an innovative partnership between First 5 California and counties to help children ages 0 to 5 and their families thrive by increasing high-quality early learning settings. In this innovative approach, children who are experiencing homelessness are one of the priority groups funded.
- In the reauthorization of Head Start by the Improving Head Start for School Readiness Act of 2007 (Public Law 110-134), age-eligible children whose families are determined to be homeless are categorically eligible for Head Start and Early Head Start programs. California has 4,357 Early Head Start-Child Care Partnership and Expansion (EHS-CCP) slots that could expand necessary assistance to homeless children.
- California has a combination of Medicaid expansion and a separate program. Current Medicaid and Children's Health Insurance Program covers children from up to 261 percent of Federal Poverty Level.



¹ United States Census Bureau/American FactFinder, "B17024: AGE BY RATIO OF INCOME TO POVERTY LEVEL IN THE PAST 12 MONTHS," 2013 American Community Survey, U.S. Census Bureau's American Community Survey Office, 2013.

² Bassuk, et al., "America's Youngest Outcasts: A Report Card on Child Homelessness," The National Center on Family Homelessness, 2013. Published in November 2014.

³ Department of Health and Human Services, "Program Information Report Data 2013", Office of Head Start, Administration of Children and Families, 2014.

⁴ Department of Education, "Education for Homeless Children and Youth Program School Years 2010-2011 through 2012-2013 Consolidated State Performance Report," National Center for Homeless Education, 2013.

A Look at Early Childhood Homelessness Colorado



TOTAL CHILDREN
POPULATION UNDER 6
in 2013:


399,200¹

ESTIMATED NUMBER OF
CHILDREN UNDER AGE 6
IDENTIFIED as HOMELESS:

22,728²

CHILDREN UNDER AGE 6
EXPERIENCING
HOMELESSNESS:

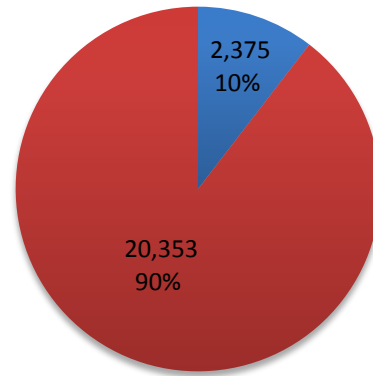
1 in 18 CHILDREN



NUMBER OF CHILDREN
EXPERIENCING HOMELESSNESS
SERVED BY PROGRAMS

Head Start and Early Head Start	1,077 ³
Total Cumulative Enrollment in Head Start/Early Head Start	13,798
EHCY (McKinney-Vento Homeless Assistance Act)	1,298 ⁴
Child Care Development Fund	Available in 2017
HUD Homelessness Early Childhood data by State (HMIS)	Not Available by State
Maternal, Infant, and Early Childhood Home Visiting	Planning for 2017

CHILDREN IN EARLY
LEARNING PROGRAMS



■ Known Served by
HS, EHS and
McKinney-Vento
■ Unserved Homeless

STATE STATISTICS &
STATE EFFORTS

- Average number of children 18 and under who receive meals in emergency shelters daily is 178 (CACFP/USDA).
- Nearly 21 percent of children 18 and under lived in households that lacked access to adequate food in 2013 (Children's Defense Fund).
- Nearly one in five children (19.1 percent) under 6 years old lived below the Federal Poverty Level in 2013.
- In the reauthorization of Head Start by the Improving Head Start for School Readiness Act of 2007 (Public Law 110-134), age-eligible children whose families are determined to be homeless are categorically eligible for Head Start and Early Head Start programs. Colorado has 420 Early Head Start-Child Care Partnership and Expansion (EHS-CCP) slots that could expand necessary assistance to homeless children.
- Colorado has a combination of Medicaid expansion and a separate Children's Health Insurance Program (CHIP). Current Medicaid covers children under 6 years old up to 196 percent of Federal Poverty Level (FPL), and CHIP covers children up to 260 percent of FPL (CMS).



¹ United States Census Bureau/American FactFinder, "B17024: AGE BY RATIO OF INCOME TO POVERTY LEVEL IN THE PAST 12 MONTHS," 2013 American Community Survey, U.S. Census Bureau's American Community Survey Office, 2013.

² Bassuk, et al., "America's Youngest Outcasts: A Report Card on Child Homelessness," The National Center on Family Homelessness, 2013. Published in November 2014.

³ Department of Health and Human Services, "Program Information Report Data 2013", Office of Head Start, Administration of Children and Families, 2014.

⁴ Department of Education, "Education for Homeless Children and Youth Program School Years 2010-2011 through 2012-2013 Consolidated State Performance Report," National Center for Homeless Education, 2013.

A Look at Early Childhood Homelessness Connecticut



TOTAL CHILDREN
POPULATION UNDER 6
in 2013:

230,200¹

ESTIMATED NUMBER OF
CHILDREN UNDER AGE 6
IDENTIFIED as HOMELESS:

2,809²

CHILDREN UNDER AGE 6
EXPERIENCING
HOMELESSNESS:

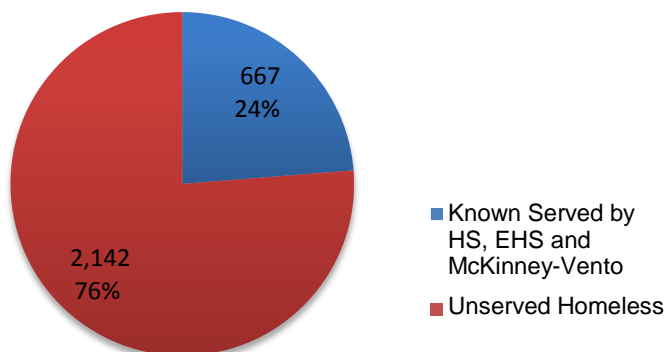
1 in 100 CHILDREN



NUMBER OF CHILDREN
EXPERIENCING HOMELESSNESS
SERVED BY PROGRAMS

Head Start and Early Head Start (Total Cumulative Enrollment in Head Start/Early Head Start	540 ³ 8,956
EHCY (McKinney-Vento Homeless Assistance Act)	127 ⁴
Child Care Development Fund	Available in 2017
HUD Homelessness Early Childhood data by State (HMIS)	Not Available by State
Maternal, Infant, and Early Childhood Home Visiting	Planning for 2017

CHILDREN IN EARLY
LEARNING PROGRAMS



STATE STATISTICS &
STATE EFFORTS

- Average number of children 18 and under who receive meals in emergency shelters daily is 104 (CACFP/USDA).
- About 19 percent of children 18 and under lived in households that lacked access to adequate food in 2013 (Children's Defense Fund).
- Nearly one in five children (17.2 percent) under 6 years old lived below the Federal Poverty Level in 2013.
- Connecticut has a state funded program administered through Connecticut Coalition to End Homelessness that provides financial assistance for child care to homeless families living in emergency shelter or enrolled in the CT Rapid Rehousing Program.
- In the reauthorization of Head Start by the Improving Head Start for School Readiness Act of 2007 (Public Law 110-134), age-eligible children whose families are determined to be homeless are categorically eligible for Head Start and Early Head Start programs. Connecticut has 230 Early Head Start-Child Care Partnership and Expansion (EHS-CCP) slots that could expand assistance to homeless children.
- Connecticut has a Children's Health Insurance Program (CHIP) with no Medicaid expansion. Current Medicaid covers children under 6 years old up to 196 percent of Federal Poverty Level. CHIP covers children up to 318 percent of Federal Poverty Level (CMS).



¹ United States Census Bureau/American FactFinder, "B17024: AGE BY RATIO OF INCOME TO POVERTY LEVEL IN THE PAST 12 MONTHS," 2013 American Community Survey, U.S. Census Bureau's American Community Survey Office, 2013.

² Bassuk, et al., "America's Youngest Outcasts: A Report Card on Child Homelessness," The National Center on Family Homelessness, 2013. Published in November 2014.

³ Department of Health and Human Services, "Program Information Report Data 2013", Office of Head Start, Administration of Children and Families, 2014.

⁴ Department of Education, "Education for Homeless Children and Youth Program School Years 2010-2011 through 2012-2013 Consolidated State Performance Report," National Center for Homeless Education, 2013.

A Look at Early Childhood Homelessness Delaware



TOTAL CHILDREN
POPULATION UNDER 6
in 2013:


68,360¹

ESTIMATED NUMBER OF
CHILDREN UNDER AGE 6
IDENTIFIED as HOMELESS:

3,977²

CHILDREN UNDER AGE 6
EXPERIENCING
HOMELESSNESS:

1 in 17 CHILDREN



NUMBER OF CHILDREN
EXPERIENCING HOMELESSNESS
SERVED BY PROGRAMS

Head Start and Early Head Start **50³**
(Total Cumulative Enrollment in Head Start/Early Head Start 1,558)

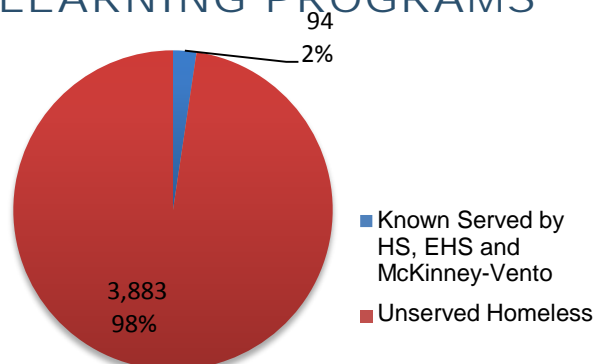
EHCY (McKinney-Vento Homeless Assistance Act) **44⁴**

Child Care Development Fund **Available in 2017**

HUD Homelessness Early Childhood data by State (HMIS)
Not Available by State

Maternal, Infant, and Early Childhood Home Visiting **Planning for 2017**

CHILDREN IN EARLY
LEARNING PROGRAMS



STATE STATISTICS &
STATE EFFORTS

- Average number of children 18 and under who receive meals in emergency shelters daily is 36 (CACFP/USDA).
- Nearly 20 percent of children 18 and under lived in households that lacked access to adequate food in 2013 (Children's Defense Fund).
- More than one in five children (21.4 percent) under 6 years old lived below the Federal Poverty Level in 2013.
- In the reauthorization of Head Start by the Improving Head Start for School Readiness Act of 2007 (Public Law 110-134), age-eligible children whose families are determined to be homeless are categorically eligible for Head Start and Early Head Start programs. Delaware has 72 Early Head Start-Child Care Partnership and Expansion (EHS-CCP) slots that could expand necessary assistance to homeless children.
- The Delaware Interagency Council on Homelessness developed policies and procedures to ensure seamless access and engagement to educational services for homeless children of all ages in 2013.
- Delaware has a combination of Medicaid expansion and a separate program. Current Medicaid covers children age birth to 1 years old up to 212 percent of Federal Poverty Level (FPL), and children age 1 to 5 years old up to 142 percent of FPL. Children's Health Insurance Program covers children up to 212 percent of FPL (CMS).



¹ United States Census Bureau/American FactFinder, "B17024: AGE BY RATIO OF INCOME TO POVERTY LEVEL IN THE PAST 12 MONTHS," 2013 American Community Survey, U.S. Census Bureau's American Community Survey Office, 2013.

² Bassuk, et al., "America's Youngest Outcasts: A Report Card on Child Homelessness," The National Center on Family Homelessness, 2013. Published in November 2014.

³ Department of Health and Human Services, "Program Information Report Data 2013", Office of Head Start, Administration of Children and Families, 2014.

⁴ Department of Education, "Education for Homeless Children and Youth Program School Years 2010-2011 through 2012-2013 Consolidated State Performance Report," National Center for Homeless Education, 2013.

A Look at Early Childhood Homelessness District of Columbia



TOTAL CHILDREN
POPULATION UNDER 6
in 2013:


47,320¹

ESTIMATED NUMBER OF
CHILDREN UNDER AGE 6
IDENTIFIED as HOMELESS:

3,318²

CHILDREN UNDER AGE 6
EXPERIENCING
HOMELESSNESS:

1 in 14 CHILDREN



NUMBER OF CHILDREN
EXPERIENCING HOMELESSNESS
SERVED BY PROGRAMS

Head Start and Early Head Start **247³**
(Total Cumulative Enrollment in Head Start/Early Head Start **3,715**)

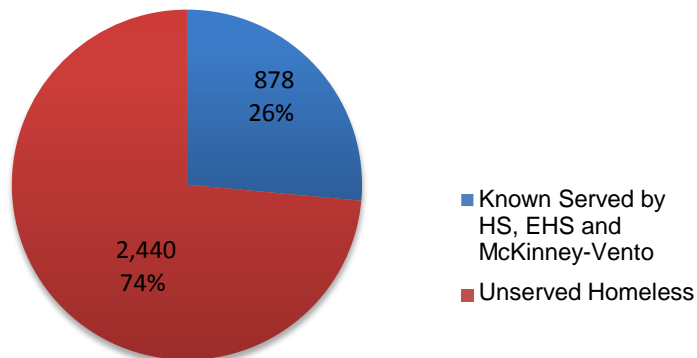
EHCY (McKinney-Vento Homeless Assistance Act) **631⁴**

Child Care Development Fund **Available in 2017**

HUD Homelessness Early Childhood data by State (HMIS)
Not Available by State

Maternal, Infant, and Early Childhood Home Visiting **Planning for 2017**

CHILDREN IN EARLY
LEARNING PROGRAMS



STATE STATISTICS &
STATE EFFORTS

- No children receive meals in emergency shelters through CACFP (USDA).
- Nearly 31 percent of children 18 and under lived in households that lacked access to adequate food in 2013 (Children's Defense Fund).
- Nearly one in four children (24.3 percent) under 6 years old lived below the Federal Poverty Level in 2013.
- In the reauthorization of Head Start by the Improving Head Start for School Readiness Act of 2007 (Public Law 110-134), age-eligible children whose families are determined to be homeless are categorically eligible for Head Start and Early Head Start programs. District of Columbia has 200 Early Head Start-Child Care Partnership and Expansion (EHS-CCP) slots that could expand necessary assistance to homeless children.
- District of Columbia has expanded Medicaid. Current Medicaid covers children up to 319 percent of Federal Poverty Level (CMS).



¹ United States Census Bureau/American FactFinder, "B17024: AGE BY RATIO OF INCOME TO POVERTY LEVEL IN THE PAST 12 MONTHS," 2013 American Community Survey, U.S. Census Bureau's American Community Survey Office, 2013.

² Bassuk, et al., "America's Youngest Outcasts: A Report Card on Child Homelessness," The National Center on Family Homelessness, 2013. Published in November 2014.

³ Department of Health and Human Services, "Program Information Report Data 2013", Office of Head Start, Administration of Children and Families, 2014.

⁴ Department of Education, "Education for Homeless Children and Youth Program School Years 2010-2011 through 2012-2013 Consolidated State Performance Report," National Center for Homeless Education, 2013.

A Look at Early Childhood Homelessness Florida



TOTAL CHILDREN
POPULATION UNDER 6
in 2013:


1,275,755¹

ESTIMATED NUMBER OF
CHILDREN UNDER AGE 6
IDENTIFIED as HOMELESS:

71,230²

CHILDREN UNDER AGE 6
EXPERIENCING
HOMELESSNESS:

1 in 18 CHILDREN



NUMBER OF CHILDREN
EXPERIENCING HOMELESSNESS
SERVED BY PROGRAMS

Head Start and Early Head Start **1,325³**
(Total Cumulative Enrollment in Head Start/Early Head Start **42,903**)

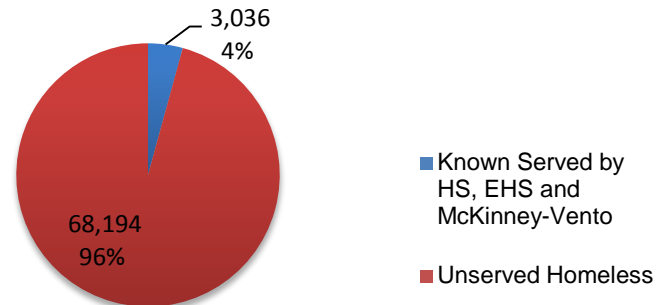
EHCY (McKinney-Vento Homeless Assistance Act) **1,711⁴**

Child Care Development Fund **Available in 2017**

HUD Homelessness Early Childhood data by State (HMIS)
Not Available by State

Maternal, Infant, and Early Childhood Home Visiting **Planning for 2017**

CHILDREN IN EARLY
LEARNING PROGRAMS



STATE STATISTICS &
STATE EFFORTS

- Average number of children 18 and under who receive meals in emergency shelters daily is 513 (CACFP/USDA).
- Nearly 27 percent of children 18 and under lived in households that lacked access to adequate food in 2013 (Children's Defense Fund).
- More than one in four children (27.1 percent) under 6 years old lived below the Federal Poverty Level in 2013.
- In the reauthorization of Head Start by the Improving Head Start for School Readiness Act of 2007 (Public Law 110-134), age-eligible children whose families are determined to be homeless are categorically eligible for Head Start and Early Head Start programs. Florida has 2,289 Early Head Start-Child Care Partnership and Expansion (EHS-CCP) slots that could expand necessary assistance to homeless children.
- Florida has Homeless Prevention Grants to provide emergency financial assistance to families with children facing the loss of their housing due to a financial crisis.
- The Office of Homelessness is authorized to provide these grants to lead agencies for the 28 local homeless assistance Continuum of Care planning areas.
- Florida has a combination of Medicaid Expansion and a separate program. Current Medicaid covers children ages from birth to 1 up to 206 percent of Federal Poverty Level (FPL), covers children ages from 1 to 5 years old up to 140 percent of FPL. Children's Health Insurance Program covers children up to 210 percent of FPL (CMS).



¹ United States Census Bureau/American FactFinder, "B17024: AGE BY RATIO OF INCOME TO POVERTY LEVEL IN THE PAST 12 MONTHS," 2013 American Community Survey, U.S. Census Bureau's American Community Survey Office, 2013.

² Bassuk, et al., "America's Youngest Outcasts: A Report Card on Child Homelessness," The National Center on Family Homelessness, 2013. Published in November 2014.

³ Department of Health and Human Services, "Program Information Report Data 2013", Office of Head Start, Administration of Children and Families, 2014.

⁴ Department of Education, "Education for Homeless Children and Youth Program School Years 2010-2011 through 2012-2013 Consolidated State Performance Report," National Center for Homeless Education, 2013.

A Look at Early Childhood Homelessness Georgia



TOTAL CHILDREN
POPULATION UNDER 6
in 2013:

787,656¹

ESTIMATED NUMBER OF
CHILDREN UNDER AGE 6
IDENTIFIED as HOMELESS:

37,716²

CHILDREN UNDER AGE 6
EXPERIENCING
HOMELESSNESS:

1 in 21 CHILDREN



NUMBER OF CHILDREN
EXPERIENCING HOMELESSNESS
SERVED BY PROGRAMS

Head Start and Early Head Start **669³**
(Total Cumulative Enrollment in Head Start/Early Head Start **29,014**)

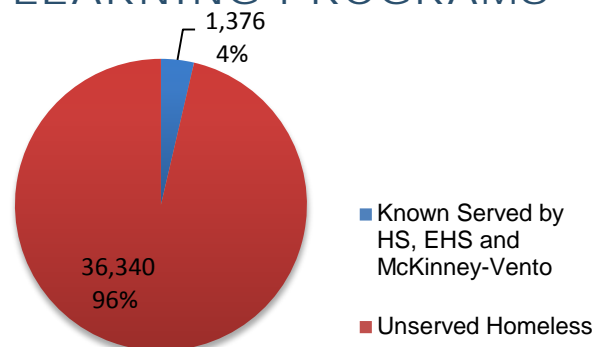
EHCY (McKinney-Vento Homeless Assistance Act) **707⁴**

Child Care Development Fund **Available in 2017**

HUD Homelessness Early Childhood data by State (HMIS)
Not Available by State

Maternal, Infant, and Early Childhood Home Visiting **Planning for 2017**

CHILDREN IN EARLY
LEARNING PROGRAMS



STATE STATISTICS &
STATE EFFORTS

- Average number of children 18 and under who receive meals in emergency shelters daily is 137 (CACFP/USDA).
- More than 28 percent of children 18 and under lived in households that lacked access to adequate food in 2013 (Children's Defense Fund).
- More than one in four children (30.4 percent) under 6 years old lived below the Federal Poverty Level in 2013.
- In the reauthorization of Head Start by the Improving Head Start for School Readiness Act of 2007 (Public Law 110-134), age-eligible children whose families are determined to be homeless are categorically eligible for Head Start and Early Head Start programs. Georgia has 1,229 Early Head Start-Child Care Partnership and Expansion (EHS-CCP) slots that could expand necessary assistance to homeless children.
- Georgia is considered to have a separate Children's Health Insurance Program (CHIP), however, it technically has a combination of Medicaid expansion and CHIP. Current Medicaid covers children ages birth to 1 up to 205 percent of Federal Poverty Level (FPL), and children ages 1 to 5 years old up to 149 percent of FPL. CHIP covers children up to 247 percent of FPL (CMS).



¹ United States Census Bureau/American FactFinder, "B17024: AGE BY RATIO OF INCOME TO POVERTY LEVEL IN THE PAST 12 MONTHS," 2013 American Community Survey, U.S. Census Bureau's American Community Survey Office, 2013.

² Bassuk, et al., "America's Youngest Outcasts: A Report Card on Child Homelessness," The National Center on Family Homelessness, 2013. Published in November 2014.

³ Department of Health and Human Services, "Program Information Report Data 2013", Office of Head Start, Administration of Children and Families, 2014.

⁴ Department of Education, "Education for Homeless Children and Youth Program School Years 2010-2011 through 2012-2013 Consolidated State Performance Report," National Center for Homeless Education, 2013.

A Look at Early Childhood Homelessness Hawaii



TOTAL CHILDREN
POPULATION UNDER 6
in 2013:

107,749¹

ESTIMATED NUMBER OF
CHILDREN UNDER AGE 6
IDENTIFIED as HOMELESS:

2,369²

CHILDREN UNDER AGE 6
EXPERIENCING
HOMELESSNESS:

1 in 48 CHILDREN



NUMBER OF CHILDREN
EXPERIENCING HOMELESSNESS
SERVED BY PROGRAMS

Head Start and Early Head Start **196³**
(Total Cumulative Enrollment in Head Start/Early Head Start **4,012**)

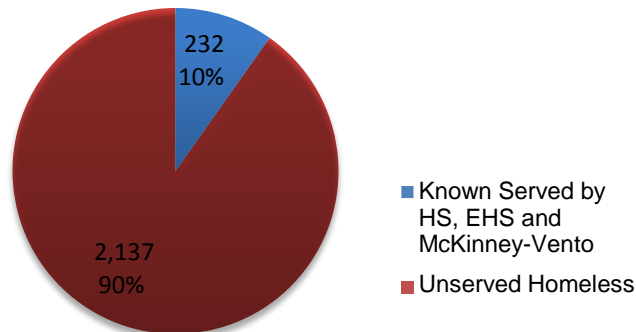
EHCY (McKinney-Vento Homeless Assistance Act) **36⁴**

Child Care Development Fund **Available in 2017**

HUD Homelessness Early Childhood data by State (HMIS)
Not Available by State

Maternal, Infant, and Early Childhood Home Visiting **Planning for 2017**

CHILDREN IN EARLY
LEARNING PROGRAMS



STATE STATISTICS &
STATE EFFORTS

- Average number of children 18 and under who receive meals in emergency shelters daily is 314 (CACFP/USDA).
- More than 22 percent of children 18 and under lived in households that lacked access to adequate food in 2013 (Children's Defense Fund).
- More than one in eight children (13.1 percent) under 6 years old lived below the Federal Poverty Level in 2013.
- In the reauthorization of Head Start by the Improving Head Start for School Readiness Act of 2007 (Public Law 110-134), age-eligible children whose families are determined to be homeless are categorically eligible for Head Start and Early Head Start programs. Hawaii has 80 Early Head Start-Child Care Partnership and Expansion (EHS-CCP) slots that could expand necessary assistance to homeless children.
- Family Promise of Hawaii mobilizes existing community resources to provide assistance to families with children experiencing homelessness and help them transition to sustainable independence (KuKui Center).
- Hawaii expanded Medicaid. Current Medicaid covers children under age of 6 up to 308 percent of Federal Poverty Level (FPL).



¹ United States Census Bureau/American FactFinder, "B17024: AGE BY RATIO OF INCOME TO POVERTY LEVEL IN THE PAST 12 MONTHS," 2013 American Community Survey, U.S. Census Bureau's American Community Survey Office, 2013.

² Bassuk, et al., "America's Youngest Outcasts: A Report Card on Child Homelessness," The National Center on Family Homelessness, 2013. Published in November 2014.

³ Department of Health and Human Services, "Program Information Report Data 2013", Office of Head Start, Administration of Children and Families, 2014.

⁴ Department of Education, "Education for Homeless Children and Youth Program School Years 2010-2011 through 2012-2013 Consolidated State Performance Report," National Center for Homeless Education, 2013.



TOTAL CHILDREN
POPULATION UNDER 6
in 2013:

136,518¹

ESTIMATED NUMBER OF
CHILDREN UNDER AGE 6
IDENTIFIED as HOMELESS:

6,316²

CHILDREN UNDER AGE 6
EXPERIENCING
HOMELESSNESS:

1 in 22 CHILDREN



NUMBER OF CHILDREN
EXPERIENCING HOMELESSNESS
SERVED BY PROGRAMS

Head Start and Early Head Start (Total Cumulative Enrollment in Head Start/Early Head Start	520 ³ 4,269)
EHCY (McKinney-Vento Homeless Assistance Act)	187 ⁴
Child Care Development Fund	Available in 2017
HUD Homelessness Early Childhood data by State (HMIS)	Not Available by State

Maternal, Infant, and Early Childhood Home Visiting **Planning for 2017**

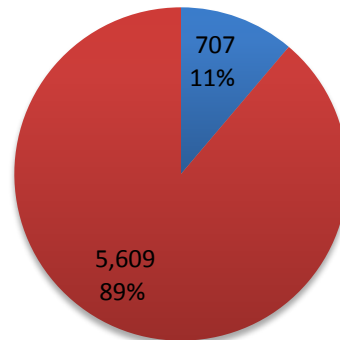
¹ United States Census Bureau/American FactFinder, "B17024: AGE BY RATIO OF INCOME TO POVERTY LEVEL IN THE PAST 12 MONTHS," 2013 American Community Survey, U.S. Census Bureau's American Community Survey Office, 2013.

² Bassuk, et al., "America's Youngest Outcasts: A Report Card on Child Homelessness," The National Center on Family Homelessness, 2013. Published in November 2014.

³ Department of Health and Human Services, "Program Information Report Data 2013", Office of Head Start, Administration of Children and Families, 2014.

⁴ Department of Education, "Education for Homeless Children and Youth Program School Years 2010-2011 through 2012-2013 Consolidated State Performance Report," National Center for Homeless Education, 2013.

CHILDREN IN EARLY
LEARNING PROGRAMS



■ Known Served by
HS, EHS and
McKinney-Vento

■ Unserved Homeless

STATE STATISTICS &
STATE EFFORTS

- Average number of children 18 and under who receive meals in emergency shelters daily is 11 (CACFP/USDA).
- More than 21 percent of children 18 and under lived in households that lacked access to adequate food in 2013 (Children's Defense Fund).
- About one in five children (19.8 percent) under 6 years old lived below the Federal Poverty Level in 2013.
- In the reauthorization of Head Start by the Improving Head Start for School Readiness Act of 2007 (Public Law 110-134), age-eligible children whose families are determined to be homeless are categorically eligible for Head Start and Early Head Start programs. Idaho has 80 Early Head Start-Child Care Partnership and Expansion (EHS-CCP) slots that could expand necessary assistance to homeless children.
- Percentage of children who are experiencing homelessness ranges from 17 percent to 49 percent depending on county (Boise State University).
- Idaho has a combination of Medicaid expansion and a separate program. Current Medicaid covers children under ages of 6 up to 142 percent of Federal Poverty Level. Children's Health Insurance Program covers children up to 185 percent of FPL (CMS).





TOTAL CHILDREN
POPULATION UNDER 6
in 2013:


941,163¹

ESTIMATED NUMBER OF
CHILDREN UNDER AGE 6
IDENTIFIED as HOMELESS:

50,088²

CHILDREN UNDER AGE 6
EXPERIENCING
HOMELESSNESS:

1 in 19 CHILDREN



NUMBER OF CHILDREN
EXPERIENCING HOMELESSNESS
SERVED BY PROGRAMS

Head Start and Early Head Start **2,477³**
(Total Cumulative Enrollment in Head Start/Early Head Start **51,475**)

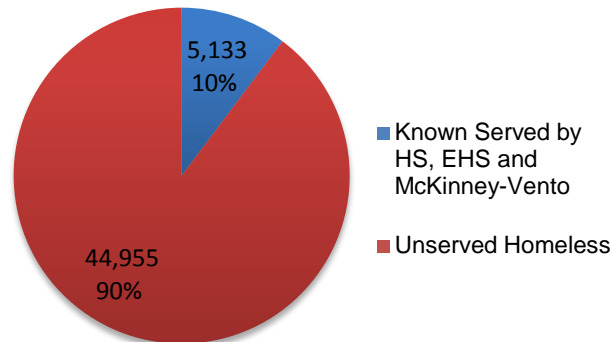
EHCY (McKinney-Vento Homeless Assistance Act) **2,656⁴**

Child Care Development Fund **Available in 2017**

HUD Homelessness Early Childhood data by State (HMIS)
Not Available by State

Maternal, Infant, and Early Childhood Home Visiting **Planning for 2017**

CHILDREN IN EARLY
LEARNING PROGRAMS



STATE STATISTICS &
STATE EFFORTS

- Average number of children 18 and under who receive meals in emergency shelters daily is 188 (CACFP/USDA).
- Nearly 21 percent of children 18 and under lived in households that lacked access to adequate food in 2013 (Children's Defense Fund).
- More than one in five children (22.4 percent) under 6 years old lived below the Federal Poverty Level in 2013.
- In the reauthorization of Head Start by the Improving Head Start for School Readiness Act of 2007 (Public Law 110-134), age-eligible children whose families are determined to be homeless are categorically eligible for Head Start and Early Head Start programs. Illinois has 1,342 Early Head Start-Child Care Partnership and Expansion (EHS-CCP) slots that could expand necessary assistance to homeless children.
- Illinois has a combination of Medicaid expansion and a separate program. Current Medicaid covers children under the age 6 up to 142 percent of Federal Poverty Level (FPL). Children's Health Insurance Program covers children up to 313 percent of FPL (CMS).



¹ United States Census Bureau/American FactFinder, "B17024: AGE BY RATIO OF INCOME TO POVERTY LEVEL IN THE PAST 12 MONTHS," 2013 American Community Survey, U.S. Census Bureau's American Community Survey Office, 2013.

² Bassuk, et al., "America's Youngest Outcasts: A Report Card on Child Homelessness," The National Center on Family Homelessness, 2013. Published in November 2014.

³ Department of Health and Human Services, "Program Information Report Data 2013", Office of Head Start, Administration of Children and Families, 2014.

⁴ Department of Education, "Education for Homeless Children and Youth Program School Years 2010-2011 through 2012-2013 Consolidated State Performance Report," National Center for Homeless Education, 2013.

A Look at Early Childhood Homelessness Indiana



TOTAL CHILDREN
POPULATION UNDER 6
in 2013:

500,411¹

ESTIMATED NUMBER OF
CHILDREN UNDER AGE 6
IDENTIFIED as HOMELESS:

16,240²

CHILDREN UNDER AGE 6
EXPERIENCING
HOMELESSNESS:

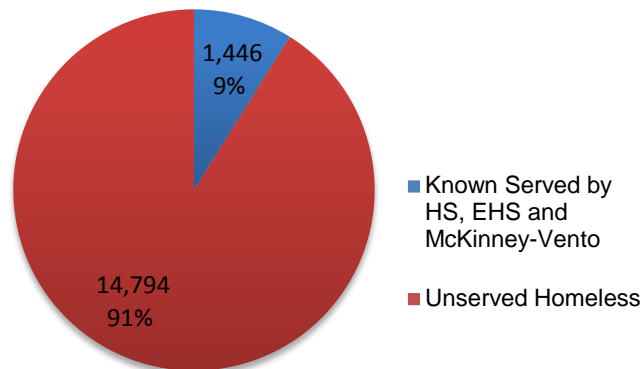
1 in 31 CHILDREN



NUMBER OF CHILDREN
EXPERIENCING HOMELESSNESS
SERVED BY PROGRAMS

Head Start and Early Head Start (Total Cumulative Enrollment in Head Start/Early Head Start	1,272 ³ 19,360)
EHCY (McKinney-Vento Homeless Assistance Act)	174 ⁴
Child Care Development Fund	Available in 2017
HUD Homelessness Early Childhood data by State (HMIS)	Not Available by State
Maternal, Infant, and Early Childhood Home Visiting	Planning for 2017

CHILDREN IN EARLY
LEARNING PROGRAMS



STATE STATISTICS &
STATE EFFORTS

- Average number of children 18 and under who receive meals in emergency shelters daily is 158 (CACFP/USDA).
- Nearly 22 percent of children 18 and under lived in households that lacked access to adequate food in 2013 (Children's Defense Fund).
- About one in four children (25.6 percent) under 6 years old lived below the Federal Poverty Level in 2013.
- In the reauthorization of Head Start by the Improving Head Start for School Readiness Act of 2007 (Public Law 110-134), age-eligible children whose families are determined to be homeless are categorically eligible for Head Start and Early Head Start programs. Indiana has 530 Early Head Start-Child Care Partnership and Expansion (EHS-CCP) slots that could expand necessary assistance to homeless children.
- Indiana has a combination of Medicaid expansion and a separate program. Current Medicaid covers children age birth to 1 up to 208 percent of Federal Poverty Level (FPL), and children age 1-5 up to 158 percent of FPL. Children's Health Insurance Program covers children up to 250 percent of FPL (CMS).



¹ United States Census Bureau/American FactFinder, "B17024: AGE BY RATIO OF INCOME TO POVERTY LEVEL IN THE PAST 12 MONTHS," 2013 American Community Survey, U.S. Census Bureau's American Community Survey Office, 2013.
² Bassuk, et al., "America's Youngest Outcasts: A Report Card on Child Homelessness," The National Center on Family Homelessness, 2013. Published in November 2014.
³ Department of Health and Human Services, "Program Information Report Data 2013", Office of Head Start, Administration of Children and Families, 2014.
⁴ Department of Education, "Education for Homeless Children and Youth Program School Years 2010-2011 through 2012-2013 Consolidated State Performance Report," National Center for Homeless Education, 2013.



TOTAL CHILDREN
POPULATION UNDER 6
in 2013:

233,203¹

ESTIMATED NUMBER OF
CHILDREN UNDER AGE 6
IDENTIFIED as HOMELESS:

7,052²

CHILDREN UNDER AGE 6
EXPERIENCING
HOMELESSNESS:

1 in 33 CHILDREN



NUMBER OF CHILDREN
EXPERIENCING HOMELESSNESS
SERVED BY PROGRAMS

Head Start and Early Head Start **644**³
(Total Cumulative Enrollment in Head Start/Early Head Start **9,745**)

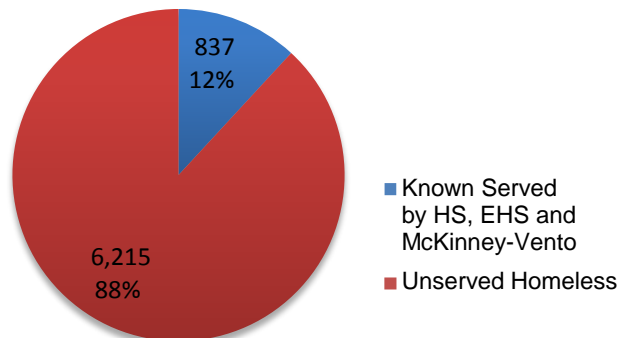
EHCY (McKinney-Vento Homeless Assistance Act) **193**⁴

Child Care Development Fund **Available in 2017**

HUD Homelessness Early Childhood data by State (HMIS)
Not Available by State

Maternal, Infant, and Early Childhood Home Visiting **Planning for 2017**

CHILDREN IN EARLY
LEARNING PROGRAMS



STATE STATISTICS &
STATE EFFORTS

- Average number of children 18 and under who receive meals in emergency shelters daily is 186 (CACFP/USDA).
- Nearly 20 percent of children 18 and under lived in households that lacked access to adequate food in 2013 (Children's Defense Fund).
- Less than one in five children (17.3 percent) under 6 years old lived below the Federal Poverty Level in 2013.
- In the reauthorization of Head Start by the Improving Head Start for School Readiness Act of 2007 (Public Law 110-134), age-eligible children whose families are determined to be homeless are categorically eligible for Head Start and Early Head Start programs. Iowa has 170 Early Head Start-Child Care Partnership and Expansion (EHS-CCP) slots that could expand necessary assistance to homeless children.
- Iowa has a combination of Medicaid expansion and a separate program. Current Medicaid covers children ages 0 to 1 up to 375 percent of Federal Poverty Level (FPL), and covers children ages 1 to 5 up to 167 percent of FPL. Children's Health Insurance Program covers children up to 302 percent of FPL (CMS).



¹ United States Census Bureau/American FactFinder, "B17024: AGE BY RATIO OF INCOME TO POVERTY LEVEL IN THE PAST 12 MONTHS," 2013 American Community Survey, U.S. Census Bureau's American Community Survey Office, 2013.

² Bassuk, et al., "America's Youngest Outcasts: A Report Card on Child Homelessness," The National Center on Family Homelessness, 2013. Published in November 2014.

³ Department of Health and Human Services, "Program Information Report Data 2013", Office of Head Start, Administration of Children and Families, 2014.

⁴ Department of Education, "Education for Homeless Children and Youth Program School Years 2010-2011 through 2012-2013 Consolidated State Performance Report," National Center for Homeless Education, 2013.

A Look at Early Childhood Homelessness Kansas



TOTAL CHILDREN
POPULATION UNDER 6
in 2013:

240,394¹

ESTIMATED NUMBER OF
CHILDREN UNDER AGE 6
IDENTIFIED as HOMELESS:

9,439²

CHILDREN UNDER AGE 6
EXPERIENCING
HOMELESSNESS:

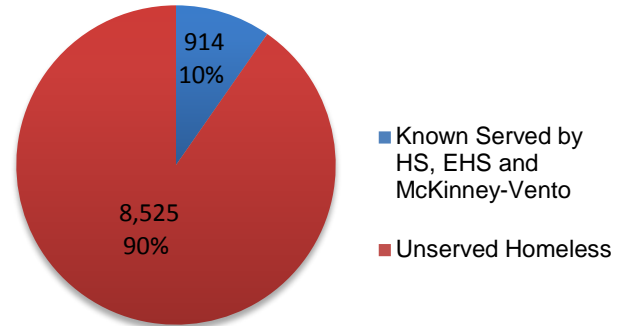
1 in 26 CHILDREN



NUMBER OF CHILDREN
EXPERIENCING HOMELESSNESS
SERVED BY PROGRAMS

Head Start and Early Head Start (Total Cumulative Enrollment in Head Start/Early Head Start	652 ³ 12,252)
EHCY (McKinney-Vento Homeless Assistance Act)	262 ⁴
Child Care Development Fund	Available in 2017
HUD Homelessness Early Childhood data by State (HMIS)	Not Available by State
Maternal, Infant, and Early Childhood Home Visiting	Planning for 2017

CHILDREN IN EARLY
LEARNING PROGRAMS



STATE STATISTICS &
STATE EFFORTS

- Average number of children 18 and under who receive meals in emergency shelters daily is 66 (CACFP/USDA).
- More than 22 percent of children 18 and under lived in households that lacked access to adequate food in 2013 (Children's Defense Fund).
- More than one in five children (22.8 percent) under 6 years old lived below the Federal Poverty Level in 2013.
- In the reauthorization of Head Start by the Improving Head Start for School Readiness Act of 2007 (Public Law 110-134), age-eligible children whose families are determined to be homeless are categorically eligible for Head Start and Early Head Start programs. Kansas has 116 Early Head Start-Child Care Partnership and Expansion (EHS-CCP) slots that could expand necessary assistance to homeless children.
- Kansas is considered to have separate programs but technically has a combination of Children's Health Insurance Program (CHIP) and Medicaid expansion. Current Medicaid covers children ages 0 to 1 up to 166 percent of Federal Poverty Level (FPL), and covers children ages 1 to 5 to 149 percent of FPL. CHIP covers children 242 percent of FPL (CMS).



¹ United States Census Bureau/American FactFinder, "B17024: AGE BY RATIO OF INCOME TO POVERTY LEVEL IN THE PAST 12 MONTHS," 2013 American Community Survey, U.S. Census Bureau's American Community Survey Office, 2013.

² Bassuk, et al., "America's Youngest Outcasts: A Report Card on Child Homelessness," The National Center on Family Homelessness, 2013. Published in November 2014.

³ Department of Health and Human Services, "Program Information Report Data 2013", Office of Head Start, Administration of Children and Families, 2014.

⁴ Department of Education, "Education for Homeless Children and Youth Program School Years 2010-2011 through 2012-2013 Consolidated State Performance Report," National Center for Homeless Education, 2013.

A Look at Early Childhood Homelessness Kentucky



TOTAL CHILDREN
POPULATION UNDER 6
in 2013:


321,158¹

ESTIMATED NUMBER OF
CHILDREN UNDER AGE 6
IDENTIFIED as HOMELESS:

34,077²

CHILDREN UNDER AGE 6
EXPERIENCING
HOMELESSNESS:

1 in 9 CHILDREN



NUMBER OF CHILDREN
EXPERIENCING HOMELESSNESS
SERVED BY PROGRAMS

Head Start and Early Head Start **962³**
(Total Cumulative Enrollment in Head Start/Early Head Start **20,825**)

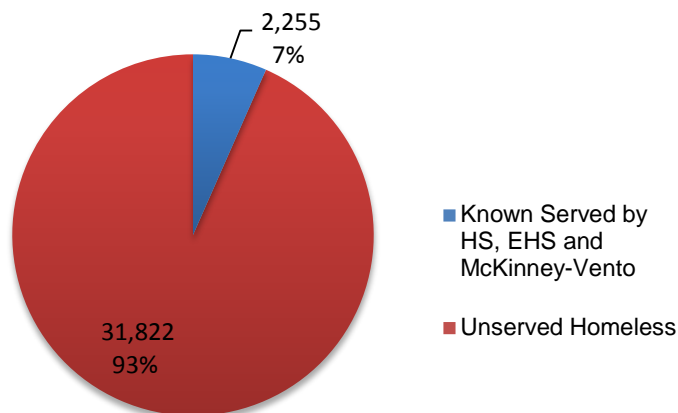
EHCY (McKinney-Vento Homeless Assistance Act) **1,293⁴**

Child Care Development Fund **Available in 2017**

HUD Homelessness Early Childhood data by State (HMIS)
Not Available by State

Maternal, Infant, and Early Childhood Home Visiting **Planning for 2017**

CHILDREN IN EARLY
LEARNING PROGRAMS



STATE STATISTICS &
STATE EFFORTS

- Average number of children 18 and under who receive meals in emergency shelters daily is 125 (CACFP/USDA).
- Nearly 22 percent of children 18 and under lived in households that lacked access to adequate food in 2013 (Children's Defense Fund).
- More than one in four children (29.2 percent) under 6 years old lived below the Federal Poverty Level in 2013.
- In the reauthorization of Head Start by the Improving Head Start for School Readiness Act of 2007 (Public Law 110-134), age-eligible children whose families are determined to be homeless are categorically eligible for Head Start and Early Head Start programs. Kentucky has 489 Early Head Start-Child Care Partnership and Expansion (EHS-CCP) slots that could expand necessary assistance to homeless children.
- Kentucky has a combination of Medicaid expansion and a separate program. Current Medicaid covers children ages 0 to 1 up to 195 percent of Federal Poverty Level (FPL), and covers children ages 1 to 5 to 159 percent of FPL. Children's Health Insurance Program covers children 213 percent of FPL (CMS).



¹ United States Census Bureau/American FactFinder, "B17024: AGE BY RATIO OF INCOME TO POVERTY LEVEL IN THE PAST 12 MONTHS," 2013 American Community Survey, U.S. Census Bureau's American Community Survey Office, 2013.

² Bassuk, et al., "America's Youngest Outcasts: A Report Card on Child Homelessness," The National Center on Family Homelessness, 2013. Published in November 2014.

³ Department of Health and Human Services, "Program Information Report Data 2013", Office of Head Start, Administration of Children and Families, 2014.

⁴ Department of Education, "Education for Homeless Children and Youth Program School Years 2010-2011 through 2012-2013 Consolidated State Performance Report," National Center for Homeless Education, 2013.

A Look at Early Childhood Homelessness Louisiana



TOTAL CHILDREN
POPULATION UNDER 6
in 2013:


367,062¹

ESTIMATED NUMBER OF
CHILDREN UNDER AGE 6
IDENTIFIED as HOMELESS:

20,358²

CHILDREN UNDER AGE 6
EXPERIENCING
HOMELESSNESS:

1 in 18 CHILDREN



NUMBER OF CHILDREN
EXPERIENCING HOMELESSNESS
SERVED BY PROGRAMS

Head Start and Early Head Start **523³**
(Total Cumulative Enrollment in Head Start/Early Head Start **24,563**)

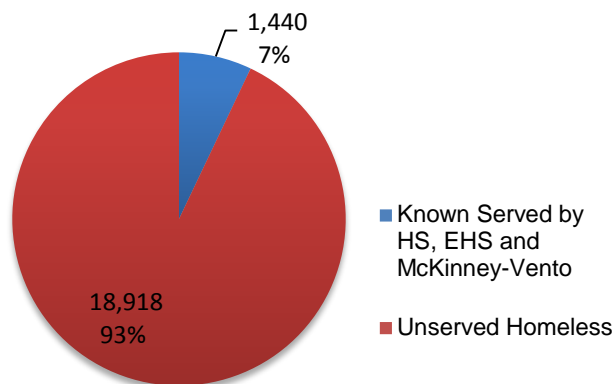
EHCY (McKinney-Vento Homeless Assistance Act) **917⁴**

Child Care Development Fund **Available in 2017**

HUD Homelessness Early Childhood data by State (HMIS)
Not Available by State

Maternal, Infant, and Early Childhood Home Visiting **Planning for 2017**

CHILDREN IN EARLY
LEARNING PROGRAMS



STATE STATISTICS &
STATE EFFORTS

- Average number of children 18 and under who receive meals in emergency shelters daily is 28 (CACFP/USDA).
- More than 24 percent of children 18 and under lived in households that lacked access to adequate food in 2013 (Children's Defense Fund).
- More than one in four children (30.6 percent) under 6 years old lived below the Federal Poverty Level in 2013.
- In the reauthorization of Head Start by the Improving Head Start for School Readiness Act of 2007 (Public Law 110-134), age-eligible children whose families are determined to be homeless are categorically eligible for Head Start and Early Head Start programs. Louisiana has 542 Early Head Start-Child Care Partnership and Expansion (EHS-CCP) slots that could expand necessary assistance to homeless children.
- Louisiana has a combination of Medicaid expansion and a separate program. Current Medicaid covers children under 6 up to 212 percent of Federal Poverty Level (FPL). Children's Health Insurance Program covers children up to 250 percent of FPL (CMS).



¹ United States Census Bureau/American FactFinder, "B17024: AGE BY RATIO OF INCOME TO POVERTY LEVEL IN THE PAST 12 MONTHS," 2013 American Community Survey, U.S. Census Bureau's American Community Survey Office, 2013.

² Bassuk, et al., "America's Youngest Outcasts: A Report Card on Child Homelessness," The National Center on Family Homelessness, 2013. Published in November 2014.

³ Department of Health and Human Services, "Program Information Report Data 2013", Office of Head Start, Administration of Children and Families, 2014.

⁴ Department of Education, "Education for Homeless Children and Youth Program School Years 2010-2011 through 2012-2013 Consolidated State Performance Report," National Center for Homeless Education, 2013.

A Look at Early Childhood Homelessness Maine



TOTAL CHILDREN
POPULATION UNDER 6
in 2013:

75,248¹

ESTIMATED NUMBER OF
CHILDREN UNDER AGE 6
IDENTIFIED as HOMELESS:

2,128²

CHILDREN UNDER AGE 6
EXPERIENCING
HOMELESSNESS:

1 in 36 CHILDREN



NUMBER OF CHILDREN
EXPERIENCING HOMELESSNESS
SERVED BY PROGRAMS

Head Start and Early Head Start **504³**
(Total Cumulative Enrollment in Head Start/Early Head Start 4,394)

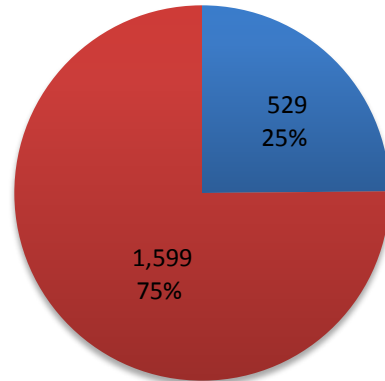
EHCY (McKinney-Vento Homeless Assistance Act) **25⁴**

Child Care Development Fund **Available in 2017**

HUD Homelessness Early Childhood data by State (HMIS)
Not Available by State

Maternal, Infant, and Early Childhood Home Visiting **Planning for 2017**

CHILDREN IN EARLY
LEARNING PROGRAMS



■ Known Served by
HS, EHS and
McKinney-Vento

■ Unserved Homeless

STATE STATISTICS &
STATE EFFORTS

- Average number of children 18 and under who receive meals in emergency shelters daily is 32 (CACFP/USDA).
- Nearly 33 percent of children 18 and under lived in households that lacked access to adequate food in 2013 (Children's Defense Fund).
- About one in five children (19.9 percent) under 6 years old lived below the Federal Poverty Level in 2013.
- In the reauthorization of Head Start by the Improving Head Start for School Readiness Act of 2007 (Public Law 110-134), age-eligible children whose families are determined to be homeless are categorically eligible for Head Start and Early Head Start programs. Maine has 96 Early Head Start-Child Care Partnership and Expansion (EHS-CCP) slots that could expand necessary assistance to homeless children.
- Maine has a combination of Medicaid expansion and a separate program. Current Medicaid covers children ages 0 to 1 up to 191 percent of Federal Poverty Level (FPL), and covers children ages 1 to 5 up to 157 percent of FPL. Children's Health Insurance Program covers children up to 208 percent of FPL (CMS).



¹ United States Census Bureau/American FactFinder, "B17024: AGE BY RATIO OF INCOME TO POVERTY LEVEL IN THE PAST 12 MONTHS," 2013 American Community Survey, U.S. Census Bureau's American Community Survey Office, 2013.

² Bassuk, et al., "America's Youngest Outcasts: A Report Card on Child Homelessness," The National Center on Family Homelessness, 2013. Published in November 2014.

³ Department of Health and Human Services, "Program Information Report Data 2013", Office of Head Start, Administration of Children and Families, 2014.

⁴ Department of Education, "Education for Homeless Children and Youth Program School Years 2010-2011 through 2012-2013 Consolidated State Performance Report," National Center for Homeless Education, 2013.

A Look at Early Childhood Homelessness Maryland



TOTAL CHILDREN
POPULATION UNDER 6
in 2013:

433,542¹

ESTIMATED NUMBER OF
CHILDREN UNDER AGE 6
IDENTIFIED as HOMELESS:

15,629²

CHILDREN UNDER AGE 6
EXPERIENCING
HOMELESSNESS:

1 in 28 CHILDREN



NUMBER OF CHILDREN
EXPERIENCING HOMELESSNESS
SERVED BY PROGRAMS

Head Start and Early Head Start **679³**
(Total Cumulative Enrollment in Head Start/Early Head Start 12,747)

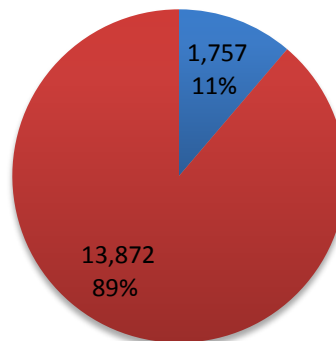
EHCY (McKinney-Vento Homeless Assistance Act) **1,078⁴**

Child Care Development Fund **Available in 2017**

HUD Homelessness Early Childhood data by State (HMIS)
Not Available by State

Maternal, Infant, and Early Childhood Home Visiting **Planning for 2017**

CHILDREN IN EARLY
LEARNING PROGRAMS



■ Known Served by
HS, EHS and
McKinney-Vento
■ Unserved Homeless

STATE STATISTICS &
STATE EFFORTS

- Average number of children 18 and under who receive meals in emergency shelters daily is 187 (CACFP/USDA).
- More than 19 percent of children 18 and under lived in households that lacked access to adequate food in 2013 (Children's Defense Fund).
- About one in six children (16.2 percent) under 6 years old lived below the Federal Poverty Level in 2013.
- In the reauthorization of Head Start by the Improving Head Start for School Readiness Act of 2007 (Public Law 110-134), age-eligible children whose families are determined to be homeless are categorically eligible for Head Start and Early Head Start programs. children who are experiencing homelessness for enrollment. Maryland has 202 Early Head Start-Child Care Partnership and Expansion (EHS-CCP) slots that could expand necessary assistance to homeless children.
- Maryland has expanded Medicaid. Current Medicaid covers children under 6 up to 317 percent of Federal Poverty Level (CMS).



¹ United States Census Bureau/American FactFinder, "B17024: AGE BY RATIO OF INCOME TO POVERTY LEVEL IN THE PAST 12 MONTHS," 2013 American Community Survey, U.S. Census Bureau's American Community Survey Office, 2013.

² Bassuk, et al., "America's Youngest Outcasts: A Report Card on Child Homelessness," The National Center on Family Homelessness, 2013. Published in November 2014.

³ Department of Health and Human Services, "Program Information Report Data 2013", Office of Head Start, Administration of Children and Families, 2014.

⁴ Department of Education, "Education for Homeless Children and Youth Program School Years 2010-2011 through 2012-2013 Consolidated State Performance Report," National Center for Homeless Education, 2013.

A Look at Early Childhood Homelessness Massachusetts



TOTAL CHILDREN
POPULATION UNDER 6
in 2013:

437,326¹

ESTIMATED NUMBER OF
CHILDREN UNDER AGE 6
IDENTIFIED as HOMELESS:

16,073²

CHILDREN UNDER AGE 6
EXPERIENCING
HOMELESSNESS:

1 in 27 CHILDREN



NUMBER OF CHILDREN
EXPERIENCING HOMELESSNESS
SERVED BY PROGRAMS

Head Start and Early Head Start **1,622³**
(Total Cumulative Enrollment in Head Start/Early Head Start **16,086**)

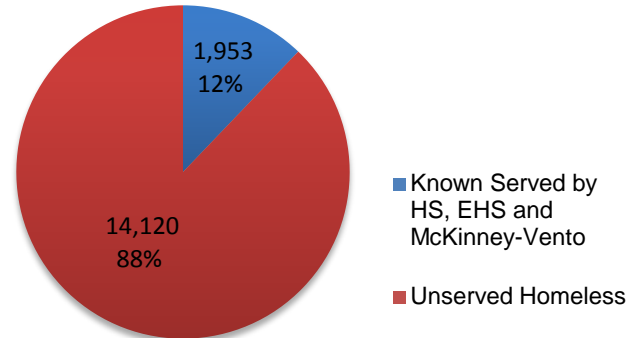
EHCY (McKinney-Vento Homeless Assistance Act) **331⁴**

Child Care Development Fund **Available in 2017**

HUD Homelessness Early Childhood data by State (HMIS)
Not Available by State

Maternal, Infant, and Early Childhood Home Visiting **Planning for 2017**

CHILDREN IN EARLY
LEARNING PROGRAMS



STATE STATISTICS &
STATE EFFORTS

- Average number of children 18 and under who receive meals in emergency shelters daily is 70 (CACFP/USDA).
- Nearly 17 percent of children 18 and under lived in households that lacked access to adequate food in 2013 (Children's Defense Fund).
- More than one in six children (17.7 percent) under 6 years old lived below the Federal Poverty Level in 2013.
- In the reauthorization of Head Start by the Improving Head Start for School Readiness Act of 2007 (Public Law 110-134), age-eligible children whose families are determined to be homeless are categorically eligible for Head Start and Early Head Start programs. Massachusetts has 302 Early Head Start-Child Care Partnership and Expansion (EHS-CCP) that could expand necessary assistance to homeless children.
- Massachusetts has a combination of Medicaid expansion and a separate program. Current Medicaid covers children ages 0 to 1 up to 200 percent of Federal Poverty Level (FPL), and covers children ages 1 to 5 up to 150 percent of FPL. Children's Health Insurance Program covers children up to 300 percent of FPL (CMS).



¹ United States Census Bureau/American FactFinder, "B17024: AGE BY RATIO OF INCOME TO POVERTY LEVEL IN THE PAST 12 MONTHS," 2013 American Community Survey, U.S. Census Bureau's American Community Survey Office, 2013.

² Bassuk, et al., "America's Youngest Outcasts: A Report Card on Child Homelessness," The National Center on Family Homelessness, 2013. Published in November 2014.

³ Department of Health and Human Services, "Program Information Report Data 2013", Office of Head Start, Administration of Children and Families, 2014.

⁴ Department of Education, "Education for Homeless Children and Youth Program School Years 2010-2011 through 2012-2013 Consolidated State Performance Report," National Center for Homeless Education, 2013.

A Look at Early Childhood Homelessness Michigan



TOTAL CHILDREN
POPULATION UNDER 6
in 2013:


682,568¹

ESTIMATED NUMBER OF
CHILDREN UNDER AGE 6
IDENTIFIED as HOMELESS:

39,507²

CHILDREN UNDER AGE 6
EXPERIENCING
HOMELESSNESS:

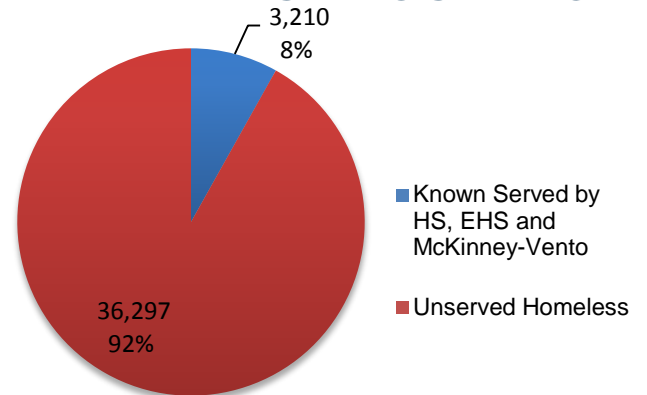
1 in 17 CHILDREN



NUMBER OF CHILDREN
EXPERIENCING HOMELESSNESS
SERVED BY PROGRAMS

Head Start and Early Head Start (Total Cumulative Enrollment in Head Start/Early Head Start	2,156³ 43,826)
EHCY (McKinney-Vento Homeless Assistance Act)	1,054⁴
Child Care Development Fund	Available in 2017
HUD Homelessness Early Childhood data by State (HMIS)	Not Available by State
Maternal, Infant, and Early Childhood Home Visiting	Planning for 2017

CHILDREN IN EARLY
LEARNING PROGRAMS



STATE STATISTICS &
STATE EFFORTS

- Average number of children 18 and under who receive meals in emergency shelters daily is 272 (CACFP/USDA).
- Nearly 21 percent of children 18 and under lived in households that lacked access to adequate food in 2013 (Children's Defense Fund).
- More than one in four children (28.3 percent) under 6 years old lived below the Federal Poverty Level in 2013.
- In the reauthorization of Head Start by the Improving Head Start for School Readiness Act of 2007 (Public Law 110-134), age-eligible children whose families are determined to be homeless are categorically eligible for Head Start and Early Head Start programs. Michigan has 860 Early Head Start-Child Care Partnership and Expansion (EHS-CCP) slots that could expand necessary assistance to homeless children.
- Michigan has a combination of Medicaid expansion and a separate program. Current Medicaid covers children ages 0 to 1 up to 195 percent of Federal Poverty Level (FPL), and covers children ages 1 to 5 up to 160 percent of FPL. Children's Health Insurance Program covers children up to 212 percent of FPL (CMS).



¹ United States Census Bureau/American FactFinder, "B17024: AGE BY RATIO OF INCOME TO POVERTY LEVEL IN THE PAST 12 MONTHS," 2013 American Community Survey, U.S. Census Bureau's American Community Survey Office, 2013.

² Bassuk, et al., "America's Youngest Outcasts: A Report Card on Child Homelessness," The National Center on Family Homelessness, 2013. Published in November 2014.

³ Department of Health and Human Services, "Program Information Report Data 2013", Office of Head Start, Administration of Children and Families, 2014.

⁴ Department of Education, "Education for Homeless Children and Youth Program School Years 2010-2011 through 2012-2013 Consolidated State Performance Report," National Center for Homeless Education, 2013.

A Look at Early Childhood Homelessness Minnesota



TOTAL CHILDREN
POPULATION UNDER 6
in 2013:

408,872¹

ESTIMATED NUMBER OF
CHILDREN UNDER AGE 6
IDENTIFIED as HOMELESS:

12,040²

CHILDREN UNDER AGE 6
EXPERIENCING
HOMELESSNESS:

1 in 35 CHILDREN



NUMBER OF CHILDREN
EXPERIENCING HOMELESSNESS
SERVED BY PROGRAMS

Head Start and Early Head Start **1,326³**
(Total Cumulative Enrollment in Head Start/Early Head Start 16,529)

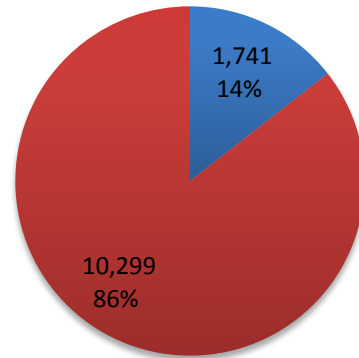
EHCY (McKinney-Vento Homeless Assistance Act) **415⁴**

Child Care Development Fund **Available in 2017**

HUD Homelessness Early Childhood data by State (HMIS)
Not Available by State

Maternal, Infant, and Early Childhood Home Visiting **Planning for 2017**

CHILDREN IN EARLY
LEARNING PROGRAMS



■ Known Served by
HS, EHS and
McKinney-Vento
■ Unserved Homeless

STATE STATISTICS & STATE EFFORTS

- Average number of children 18 and under who receive meals in emergency shelters daily is 410 (CACFP/USDA).
- 16 percent of children 18 and under lived in households that lacked access to adequate food in 2013 (Children's Defense Fund).
- More than one in seven children (15.2 percent) under 6 years old lived below the Federal Poverty Level in 2013.
- In the reauthorization of Head Start by the Improving Head Start for School Readiness Act of 2007 (Public Law 110-134), age-eligible children whose families are determined to be homeless are categorically eligible for Head Start and Early Head Start programs. Minnesota has 435 Early Head Start-Child Care Partnership and Expansion (EHS-CCP) slots that could expand necessary assistance to homeless children.
- Minnesota has a combination of Medicaid expansion and a separate program. Current Medicaid covers children ages 0 to 1 up to 283 percent of Federal Poverty Level (FPL), and covers children ages 1 to 5 up to 275 percent of FPL (CMS).



¹ United States Census Bureau/American FactFinder, "B17024: AGE BY RATIO OF INCOME TO POVERTY LEVEL IN THE PAST 12 MONTHS," 2013 American Community Survey, U.S. Census Bureau's American Community Survey Office, 2013.

² Bassuk, et al., "America's Youngest Outcasts: A Report Card on Child Homelessness," The National Center on Family Homelessness, 2013. Published in November 2014.

³ Department of Health and Human Services, "Program Information Report Data 2013", Office of Head Start, Administration of Children and Families, 2014.

⁴ Department of Education, "Education for Homeless Children and Youth Program School Years 2010-2011 through 2012-2013 Consolidated State Performance Report," National Center for Homeless Education, 2013.

A Look at Early Childhood Homelessness Mississippi



TOTAL CHILDREN
POPULATION UNDER 6
in 2013:


235,717¹

ESTIMATED NUMBER OF
CHILDREN UNDER AGE 6
IDENTIFIED as HOMELESS:

13,315²

CHILDREN UNDER AGE 6
EXPERIENCING
HOMELESSNESS:

1 in 18 CHILDREN



NUMBER OF CHILDREN
EXPERIENCING HOMELESSNESS
SERVED BY PROGRAMS

Head Start and Early Head Start **259³**
(Total Cumulative Enrollment in Head Start/Early Head Start 30,209)

EHCY (McKinney-Vento Homeless Assistance Act) **52⁴**

Child Care Development Fund **Available in 2017**

HUD Homelessness Early Childhood data by State (HMIS)
Not Available by State

Maternal, Infant, and Early Childhood Home Visiting **Planning for 2017**

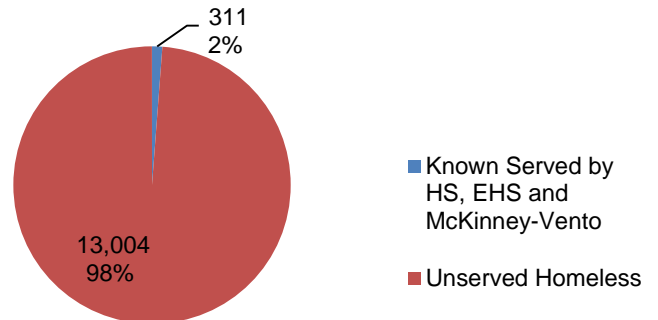
1 United States Census Bureau/American FactFinder, "B17024: AGE BY RATIO OF INCOME TO POVERTY LEVEL IN THE PAST 12 MONTHS," 2013 American Community Survey, U.S. Census Bureau's American Community Survey Office, 2013.

2 Bassuk, et al., "America's Youngest Outcasts: A Report Card on Child Homelessness," The National Center on Family Homelessness, 2013. Published in November 2014.

3 Department of Health and Human Services, "Program Information Report Data 2013", Office of Head Start, Administration of Children and Families, 2014.

4 Department of Education, "Education for Homeless Children and Youth Program School Years 2010-2011 through 2012-2013 Consolidated State Performance Report," National Center for Homeless Education, 2013.

CHILDREN IN EARLY
LEARNING PROGRAMS



STATE STATISTICS &
STATE EFFORTS

- No children receive meals in emergency shelters through CACFP (USDA).
- 29 percent of children 18 and under lived in households that lacked access to adequate food in 2013 (Children's Defense Fund).
- Less than one in two children (38.1 percent) under 6 years old lived below the Federal Poverty Level in 2013.
- In the reauthorization of Head Start by the Improving Head Start for School Readiness Act of 2007 (Public Law 110-134), age-eligible children whose families are determined to be homeless are categorically eligible for Head Start and Early Head Start programs. Mississippi has 392 Early Head Start-Child Care Partnership and Expansion (EHS-CCP) slots that could expand necessary assistance to homeless children.
- Mississippi is considered to have a separate Children's Health Insurance Program (CHIP), but technically has a combination of Medicaid expansion and a separate program. Current Medicaid covers children ages 0 to 1 up to 194 percent of Federal Poverty Level (FPL), and covers children ages 1 to 5 up to 143 percent of FPL. CHIP covers children up to 209 percent of FPL (CMS).



A Look at Early Childhood Homelessness Missouri



TOTAL CHILDREN
POPULATION UNDER 6
in 2013:


444,098¹

ESTIMATED NUMBER OF
CHILDREN UNDER AGE 6
IDENTIFIED as HOMELESS:

27,053²

CHILDREN UNDER AGE 6
EXPERIENCING
HOMELESSNESS:

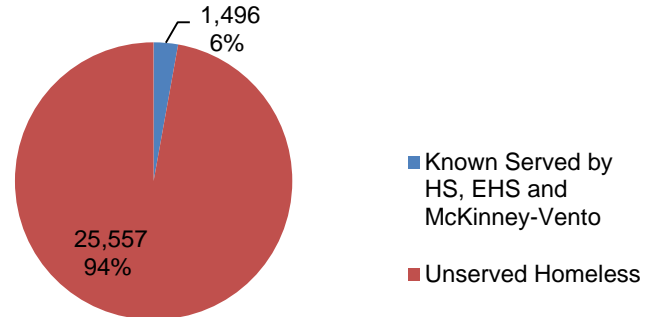
1 in 16 CHILDREN



NUMBER OF CHILDREN
EXPERIENCING HOMELESSNESS
SERVED BY PROGRAMS

Head Start and Early Head Start (Total Cumulative Enrollment in Head Start/Early Head Start	983 ³ 22,222)
EHCY (McKinney-Vento Homeless Assistance Act)	513 ⁴
Child Care Development Fund	Available in 2017
HUD Homelessness Early Childhood data by State (HMIS)	Not Available by State
Maternal, Infant, and Early Childhood Home Visiting	Planning for 2017

CHILDREN IN EARLY
LEARNING PROGRAMS



STATE STATISTICS &
STATE EFFORTS

- Average number of children 18 and under who receive meals in emergency shelters daily is 515 (CACFP/USDA).
- Nearly 22 percent of children 18 and under lived in households that lacked access to adequate food in 2013 (Children's Defense Fund).
- More than one in four children (25.5 percent) under 6 years old lived below the Federal Poverty Level in 2013.
- In the reauthorization of Head Start by the Improving Head Start for School Readiness Act of 2007 (Public Law 110-134), age-eligible children whose families are determined to be homeless are categorically eligible for Head Start and Early Head Start programs. Missouri has 454 Early Head Start-Child Care Partnership and Expansion (EHS-CCP) slots that could expand necessary assistance to homeless children.
- Missouri has a combination of Medicaid expansion and a separate program. Current Medicaid covers children ages 0 to 1 up to 196 percent of Federal Poverty Level (FPL), and covers children ages 1 to 5 up to 150 percent of FPL. Children's Health Insurance Program covers children up to 300 percent of FPL (CMS).



¹ United States Census Bureau/American FactFinder, "B17024: AGE BY RATIO OF INCOME TO POVERTY LEVEL IN THE PAST 12 MONTHS," 2013 American Community Survey, U.S. Census Bureau's American Community Survey Office, 2013.

² Bassuk, et al., "America's Youngest Outcasts: A Report Card on Child Homelessness," The National Center on Family Homelessness, 2013. Published in November 2014.

³ Department of Health and Human Services, "Program Information Report Data 2013", Office of Head Start, Administration of Children and Families, 2014.

⁴ Department of Education, "Education for Homeless Children and Youth Program School Years 2010-2011 through 2012-2013 Consolidated State Performance Report," National Center for Homeless Education, 2013.

A Look at Early Childhood Homelessness Montana



TOTAL CHILDREN
POPULATION UNDER 6
in 2013:

74,240¹

ESTIMATED NUMBER OF
CHILDREN UNDER AGE 6
IDENTIFIED as HOMELESS:

2,640²

CHILDREN UNDER AGE 6
EXPERIENCING
HOMELESSNESS:

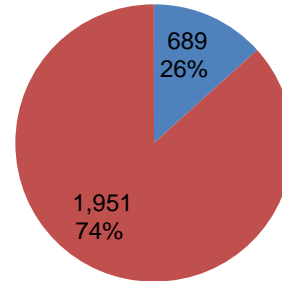
1 in 28 CHILDREN



NUMBER OF CHILDREN
EXPERIENCING HOMELESSNESS
SERVED BY PROGRAMS

Head Start and Early Head Start (Total Cumulative Enrollment in Head Start/Early Head Start	657 ³ 5,571)
EHCY (McKinney-Vento Homeless Assistance Act)	32 ⁴
Child Care Development Fund	Available in 2017
HUD Homelessness Early Childhood data by State (HMIS)	Not Available by State
Maternal, Infant, and Early Childhood Home Visiting	Planning for 2017

CHILDREN IN EARLY
LEARNING PROGRAMS



Known Served by
HS, EHS and
McKinney-Vento

Unserved Homeless

STATE STATISTICS &
STATE EFFORTS

- No children receive meals in emergency shelters through CACFP (USDA).
- More than 22 percent of children 18 and under lived in households that lacked access to adequate food in 2013 (Children's Defense Fund).
- Nearly one in four children (24.3 percent) under 6 years old lived below the Federal Poverty Level in 2013.
- In the reauthorization of Head Start by the Improving Head Start for School Readiness Act of 2007 (Public Law 110-134), age-eligible children whose families are determined to be homeless are categorically eligible for Head Start and Early Head Start programs. Montana has 258 Early Head Start-Child Care Partnership and Expansion (EHS-CCP) slots that could expand necessary assistance to homeless children.
- Montana has a combination of Medicaid expansion and a separate program. Current Medicaid covers children ages under 6 up to 143 percent of Federal Poverty Level (FPL). Children's Health Insurance Program covers children up to 261 percent of FPL (CMS).



¹ United States Census Bureau/American FactFinder, "B17024: AGE BY RATIO OF INCOME TO POVERTY LEVEL IN THE PAST 12 MONTHS," 2013 American Community Survey, U.S. Census Bureau's American Community Survey Office, 2013.

² Bassuk, et al., "America's Youngest Outcasts: A Report Card on Child Homelessness," The National Center on Family Homelessness, 2013. Published in November 2014.

³ Department of Health and Human Services, "Program Information Report Data 2013", Office of Head Start, Administration of Children and Families, 2014.

⁴ Department of Education, "Education for Homeless Children and Youth Program School Years 2010-2011 through 2012-2013 Consolidated State Performance Report," National Center for Homeless Education, 2013.

A Look at Early Childhood Homelessness Nebraska



TOTAL CHILDREN
POPULATION UNDER 6
in 2013:

153,610¹

ESTIMATED NUMBER OF
CHILDREN UNDER AGE 6
IDENTIFIED as HOMELESS:

3,295²

CHILDREN UNDER AGE 6
EXPERIENCING
HOMELESSNESS:

1 in 48 CHILDREN



NUMBER OF CHILDREN
EXPERIENCING HOMELESSNESS
SERVED BY PROGRAMS

Head Start and Early Head Start **508³**
(Total Cumulative Enrollment in Head Start/Early Head Start **6,738**)

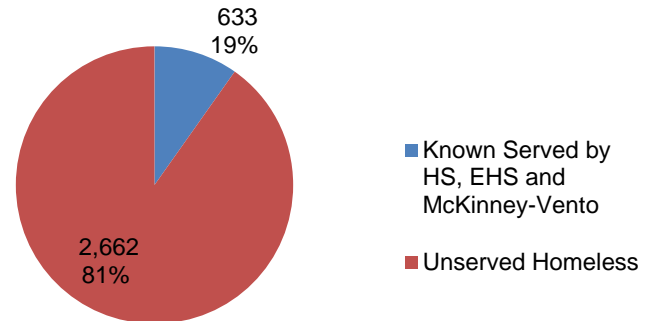
EHCY (McKinney-Vento Homeless Assistance Act) **125⁴**

Child Care Development Fund **Available in 2017**

HUD Homelessness Early Childhood data by State (HMIS)
Not Available by State

Maternal, Infant, and Early Childhood Home Visiting **Planning for 2017**

CHILDREN IN EARLY
LEARNING PROGRAMS



STATE STATISTICS &
STATE EFFORTS

- No children receive meals in emergency shelters through CACFP (USDA).
- More than 21 percent of children 18 and under lived in households that lacked access to adequate food in 2013 (Children's Defense Fund).
- More than one in five children (22.7 percent) under 6 years old lived below the Federal Poverty Level in 2013.
- In the reauthorization of Head Start by the Improving Head Start for School Readiness Act of 2007 (Public Law 110-134), age-eligible children whose families are determined to be homeless are categorically eligible for Head Start and Early Head Start programs. Nebraska has 308 Early Head Start-Child Care Partnership and Expansion (EHS-CCP) slots that could expand necessary assistance to homeless children.
- Nebraska has a combination of Medicaid expansion and a separate program. Current Medicaid covers children ages under 6 up to 213 percent of Federal Poverty Level (CMS).



¹ United States Census Bureau/American FactFinder, "B17024: AGE BY RATIO OF INCOME TO POVERTY LEVEL IN THE PAST 12 MONTHS," 2013 American Community Survey, U.S. Census Bureau's American Community Survey Office, 2013.

² Bassuk, et al., "America's Youngest Outcasts: A Report Card on Child Homelessness," The National Center on Family Homelessness, 2013. Published in November 2014.

³ Department of Health and Human Services, "Program Information Report Data 2013", Office of Head Start, Administration of Children and Families, 2014.

⁴ Department of Education, "Education for Homeless Children and Youth Program School Years 2010-2011 through 2012-2013 Consolidated State Performance Report," National Center for Homeless Education, 2013.



TOTAL CHILDREN POPULATION UNDER 6 in 2013:


210,703¹

ESTIMATED NUMBER OF CHILDREN UNDER AGE 6 IDENTIFIED as HOMELESS:

12,133²

CHILDREN UNDER AGE 6 EXPERIENCING HOMELESSNESS:

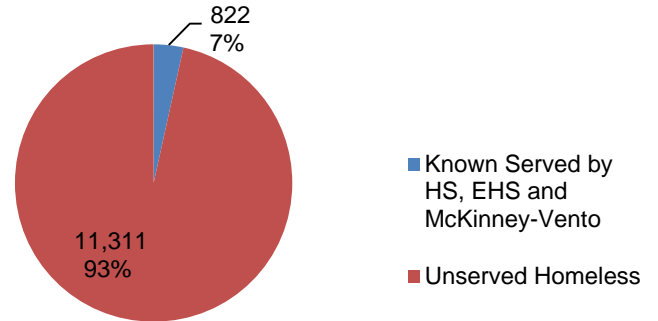
1 in 17 CHILDREN



NUMBER OF CHILDREN EXPERIENCING HOMELESSNESS SERVED BY PROGRAMS

Head Start and Early Head Start (Total Cumulative Enrollment in Head Start/Early Head Start	349³ 4,649
EHCY (McKinney-Vento Homeless Assistance Act)	473⁴
Child Care Development Fund	Available in 2017
HUD Homelessness Early Childhood data by State (HMIS)	Not Available by State
Maternal, Infant, and Early Childhood Home Visiting	Planning for 2017

CHILDREN IN EARLY LEARNING PROGRAMS



STATE STATISTICS & STATE EFFORTS

- Average number of children 18 and under who receive meals in emergency shelters daily is 113 (CACFP/USDA).
- Nearly 27 percent of children 18 and under lived in households that lacked access to adequate food in 2013 (Children's Defense Fund).
- About one in four children (24.7 percent) under 6 years old lived below the Federal Poverty Level in 2013.
- In the reauthorization of Head Start by the Improving Head Start for School Readiness Act of 2007 (Public Law 110-134), age-eligible children whose families are determined to be homeless are categorically eligible for Head Start and Early Head Start programs. Nevada has 272 Early Head Start-Child Care Partnership and Expansion (EHS-CCP) slots that could expand necessary assistance to homeless children.
- Nevada has a combination of Medicaid expansion and a separate program. Current Medicaid covers children ages 0 to 1 up to 160 percent of Federal Poverty Level (FPL), and covers children ages 1 to 5 up to 160 percent of FPL. Children's Health Insurance Program covers children up to 200 percent of FPL (CMS).



¹ United States Census Bureau/American FactFinder, "B17024: AGE BY RATIO OF INCOME TO POVERTY LEVEL IN THE PAST 12 MONTHS," 2013 American Community Survey, U.S. Census Bureau's American Community Survey Office, 2013.
² Bassuk, et al., "America's Youngest Outcasts: A Report Card on Child Homelessness," The National Center on Family Homelessness, 2013. Published in November 2014.
³ Department of Health and Human Services, "Program Information Report Data 2013", Office of Head Start, Administration of Children and Families, 2014.
⁴ Department of Education, "Education for Homeless Children and Youth Program School Years 2010-2011 through 2012-2013 Consolidated State Performance Report," National Center for Homeless Education, 2013.

A Look at Early Childhood Homelessness New Hampshire



TOTAL CHILDREN
POPULATION UNDER 6
in 2013:

78,672¹

ESTIMATED NUMBER OF
CHILDREN UNDER AGE 6
IDENTIFIED as HOMELESS:

3,389²

CHILDREN UNDER AGE 6
EXPERIENCING
HOMELESSNESS:

1 in 23 CHILDREN



NUMBER OF CHILDREN
EXPERIENCING HOMELESSNESS
SERVED BY PROGRAMS

Head Start and Early Head Start **190³**
(Total Cumulative Enrollment in Head Start/Early Head Start **2,294**)

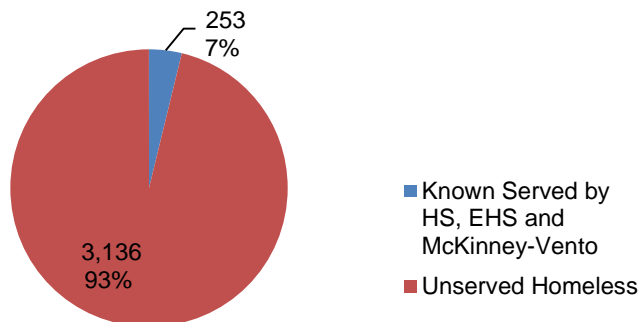
EHCY (McKinney-Vento Homeless Assistance Act) **63⁴**

Child Care Development Fund **Available in 2017**

HUD Homelessness Early Childhood data by State (HMIS)
Not Available by State

Maternal, Infant, and Early Childhood Home Visiting **Planning for 2017**

CHILDREN IN EARLY
LEARNING PROGRAMS



STATE STATISTICS &
STATE EFFORTS

- Nearly 15 percent of children 18 and under lived in households that lacked access to adequate food in 2013 (Children's Defense Fund).
- More than one in nine children (12 percent) under 6 years old lived below the Federal Poverty Level in 2013.
- In the reauthorization of Head Start by the Improving Head Start for School Readiness Act of 2007 (Public Law 110-134), age-eligible children whose families are determined to be homeless are categorically eligible for Head Start and Early Head Start programs. New Hampshire has 44 Early Head Start-Child Care Partnership and Expansion (EHS-CCP) slots that could expand necessary assistance to homeless children.
- New Hampshire has Medicaid expansion. Current Medicaid covers children under 6 up to 318 percent of Federal Poverty Level (CMS).



¹ United States Census Bureau/American FactFinder, "B17024: AGE BY RATIO OF INCOME TO POVERTY LEVEL IN THE PAST 12 MONTHS," 2013 American Community Survey, U.S. Census Bureau's American Community Survey Office, 2013.

² Bassuk, et al., "America's Youngest Outcasts: A Report Card on Child Homelessness," The National Center on Family Homelessness, 2013. Published in November 2014.

³ Department of Health and Human Services, "Program Information Report Data 2013", Office of Head Start, Administration of Children and Families, 2014.

⁴ Department of Education, "Education for Homeless Children and Youth Program School Years 2010-2011 through 2012-2013 Consolidated State Performance Report," National Center for Homeless Education, 2013.

A Look at Early Childhood Homelessness New Jersey



TOTAL CHILDREN
POPULATION UNDER 6
in 2013:

633,420¹

ESTIMATED NUMBER OF
CHILDREN UNDER AGE 6
IDENTIFIED as HOMELESS:

8,661²

CHILDREN UNDER AGE 6
EXPERIENCING
HOMELESSNESS:

1 in 70 CHILDREN



NUMBER OF CHILDREN
EXPERIENCING HOMELESSNESS
SERVED BY PROGRAMS

Head Start and Early Head Start **606**³
(Total Cumulative Enrollment in Head Start/Early Head Start **15,944**)

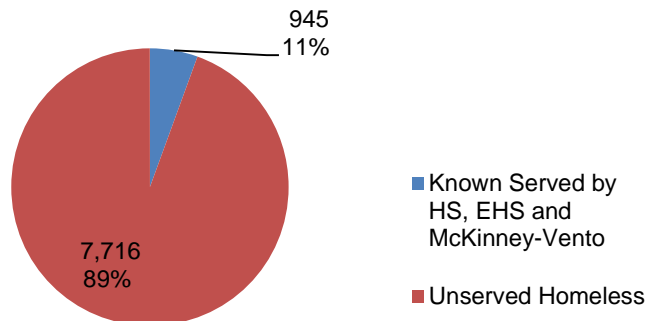
EHCY (McKinney-Vento Homeless Assistance Act) **339**⁴

Child Care Development Fund **Available in 2017**

HUD Homelessness Early Childhood data by State (HMIS)
Not Available by State

Maternal, Infant, and Early Childhood Home Visiting **Planning for 2017**

CHILDREN IN EARLY
LEARNING PROGRAMS



STATE STATISTICS &
STATE EFFORTS

- Average number of children 18 and under who receive meals in emergency shelters daily is 253 (CACFP/USDA).
- More than 18 percent of children 18 and under lived in households that lacked access to adequate food in 2013 (Children's Defense Fund).
- About one in five children (19.6 percent) under 6 years old lived below the Federal Poverty Level in 2013.
- In the reauthorization of Head Start by the Improving Head Start for School Readiness Act of 2007 (Public Law 110-134), age-eligible children whose families are determined to be homeless are categorically eligible for Head Start and Early Head Start programs. New Jersey has 816 Early Head Start-Child Care Partnership and Expansion (EHS-CCP) slots that could expand necessary assistance to homeless children.
- New Jersey has a combination of Medicaid expansion and a separate program. Current Medicaid covers children ages 0 to 1 up to 194 percent of Federal Poverty Level (FPL), and covers children ages 1 to 5 up to 142 percent of FPL. Children's Health Insurance Program covers children up to 350 percent of FPL (CMS).



¹ United States Census Bureau/American FactFinder, "B17024: AGE BY RATIO OF INCOME TO POVERTY LEVEL IN THE PAST 12 MONTHS," 2013 American Community Survey, U.S. Census Bureau's American Community Survey Office, 2013.

² Bassuk, et al., "America's Youngest Outcasts: A Report Card on Child Homelessness," The National Center on Family Homelessness, 2013. Published in November 2014.

³ Department of Health and Human Services, "Program Information Report Data 2013", Office of Head Start, Administration of Children and Families, 2014.

⁴ Department of Education, "Education for Homeless Children and Youth Program School Years 2010-2011 through 2012-2013 Consolidated State Performance Report," National Center for Homeless Education, 2013.

A Look at Early Childhood Homelessness New Mexico



TOTAL CHILDREN
POPULATION UNDER 6
in 2013:


164,018¹

ESTIMATED NUMBER OF
CHILDREN UNDER AGE 6
IDENTIFIED as HOMELESS:

11,456²

CHILDREN UNDER AGE 6
EXPERIENCING
HOMELESSNESS:

1 in 14 CHILDREN



NUMBER OF CHILDREN
EXPERIENCING HOMELESSNESS
SERVED BY PROGRAMS

Head Start and Early Head Start **425³**
(Total Cumulative Enrollment in Head Start/Early Head Start 11,172)

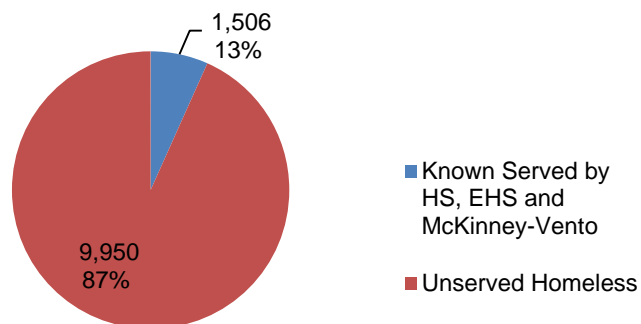
EHCY (McKinney-Vento Homeless Assistance Act) **1,081⁴**

Child Care Development Fund **Available in 2017**

HUD Homelessness Early Childhood data by State (HMIS)
Not Available by State

Maternal, Infant, and Early Childhood Home Visiting **Planning for 2017**

CHILDREN IN EARLY
LEARNING PROGRAMS



STATE STATISTICS &
STATE EFFORTS

- Average number of children 18 and under who receive meals in emergency shelters daily is 132 (CACFP).
- More than 28 percent of children 18 and under lived in households that lacked access to adequate food in 2013 (Children's Defense Fund).
- About one in three children (33.6 percent) under 6 years old lived below the Federal Poverty Level in 2013.
- In the reauthorization of Head Start by the Improving Head Start for School Readiness Act of 2007 (Public Law 110-134), age-eligible children whose families are determined to be homeless are categorically eligible for Head Start and Early Head Start programs. New Mexico has 220 Early Head Start-Child Care Partnership and Expansion (EHS-CCP) slots that could expand necessary assistance to homeless children.
- New Mexico has a combination of Medicaid expansion and a separate program. Current Medicaid covers children ages under 6 up to 300 percent of Federal Poverty Level (CMS).



¹ United States Census Bureau/American FactFinder, "B17024: AGE BY RATIO OF INCOME TO POVERTY LEVEL IN THE PAST 12 MONTHS," 2013 American Community Survey, U.S. Census Bureau's American Community Survey Office, 2013.

² Bassuk, et al., "America's Youngest Outcasts: A Report Card on Child Homelessness," The National Center on Family Homelessness, 2013. Published in November 2014.

³ Department of Health and Human Services, "Program Information Report Data 2013", Office of Head Start, Administration of Children and Families, 2014.

⁴ Department of Education, "Education for Homeless Children and Youth Program School Years 2010-2011 through 2012-2013 Consolidated State Performance Report," National Center for Homeless Education, 2013.

A Look at Early Childhood Homelessness New York



TOTAL CHILDREN
POPULATION UNDER 6
in 2013:

1,376,802¹

ESTIMATED NUMBER OF
CHILDREN UNDER AGE 6
IDENTIFIED as HOMELESS:

131,635²

CHILDREN UNDER AGE 6
EXPERIENCING
HOMELESSNESS:

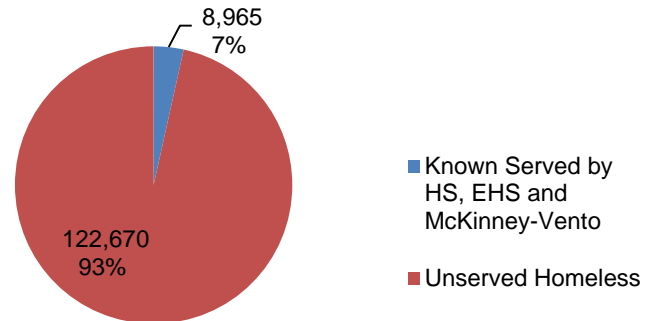
1 in 10 CHILDREN



NUMBER OF CHILDREN
EXPERIENCING HOMELESSNESS
SERVED BY PROGRAMS

Head Start and Early Head Start (Total Cumulative Enrollment in Head Start/Early Head Start	3,388 ³ 63,634)
EHCY (McKinney-Vento Homeless Assistance Act)	5,577 ⁴
Child Care Development Fund	Available in 2017
HUD Homelessness Early Childhood data by State (HMIS)	Not Available by State
Maternal, Infant, and Early Childhood Home Visiting	Planning for 2017

CHILDREN IN EARLY
LEARNING PROGRAMS



STATE STATISTICS &
STATE EFFORTS

- Average number of children 18 and under who receive meals in emergency shelters daily is 1,221 (CACFP).
- Nearly 22 percent of children 18 and under lived in households that lacked access to adequate food in 2013 (Children's Defense Fund).
- Nearly one in four children (23.9 percent) under 6 years old lived below the Federal Poverty Level in 2013.
- In the reauthorization of Head Start by the Improving Head Start for School Readiness Act of 2007 (Public Law 110-134), age-eligible children whose families are determined to be homeless are categorically eligible for Head Start and Early Head Start programs. New York has 1,744 Early Head Start-Child Care Partnership and Expansion (EHS-CCP) slots that could expand necessary assistance to homeless children.
- New York has a combination of Medicaid expansion and a separate program. Current Medicaid covers children ages 0 to 1 up to 218 percent of Federal Poverty Level (FPL), and covers children ages 1 to 5 up to 149 percent of FPL. Children's Health Insurance Program covers children up to 400 percent of FPL (CMS).



¹ United States Census Bureau/American FactFinder, "B17024: AGE BY RATIO OF INCOME TO POVERTY LEVEL IN THE PAST 12 MONTHS," 2013 American Community Survey, U.S. Census Bureau's American Community Survey Office, 2013.

² Bassuk, et al., "America's Youngest Outcasts: A Report Card on Child Homelessness," The National Center on Family Homelessness, 2013. Published in November 2014.

³ Department of Health and Human Services, "Program Information Report Data 2013", Office of Head Start, Administration of Children and Families, 2014.

⁴ Department of Education, "Education for Homeless Children and Youth Program School Years 2010-2011 through 2012-2013 Consolidated State Performance Report," National Center for Homeless Education, 2013.

A Look at Early Childhood Homelessness North Carolina



TOTAL CHILDREN
POPULATION UNDER 6
in 2013:

726,503¹

ESTIMATED NUMBER OF
CHILDREN UNDER AGE 6
IDENTIFIED as HOMELESS:

28,154²

CHILDREN UNDER AGE 6
EXPERIENCING
HOMELESSNESS:

1 in 26 CHILDREN



NUMBER OF CHILDREN
EXPERIENCING HOMELESSNESS
SERVED BY PROGRAMS

Head Start and Early Head Start **1,148³**
(Total Cumulative Enrollment in Head Start/Early Head Start **25,815**)

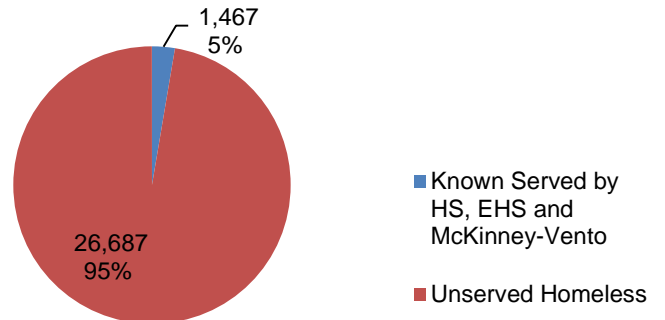
EHCY (McKinney-Vento Homeless Assistance Act) **319⁴**

Child Care Development Fund **Available in 2017**

HUD Homelessness Early Childhood data by State (HMIS)
Not Available by State

Maternal, Infant, and Early Childhood Home Visiting **Planning for 2017**

CHILDREN IN EARLY
LEARNING PROGRAMS



STATE STATISTICS &
STATE EFFORTS

- Average number of children 18 and under who receive meals in emergency shelters daily is 31 (CACFP/USDA).
- More than 26 percent of children 18 and under lived in households that lacked access to adequate food in 2013 (Children's Defense Fund).
- More one in four children (28.1 percent) under 6 years old lived below the Federal Poverty Level in 2013.
- In the reauthorization of Head Start by the Improving Head Start for School Readiness Act of 2007 (Public Law 110-134), age-eligible children whose families are determined to be homeless are categorically eligible for Head Start and Early Head Start programs. North Carolina has 1,245 Early Head Start-Child Care Partnership and Expansion (EHS-CCP) slots that could expand necessary assistance to homeless children.
- North Carolina has a combination of Medicaid expansion and a separate program. Current Medicaid covers children ages under 6 up to 210 percent of Federal Poverty Level (FPL). Children's Health Insurance Program covers children up to 211 percent of FPL (CMS).



¹ United States Census Bureau/American FactFinder, "B17024: AGE BY RATIO OF INCOME TO POVERTY LEVEL IN THE PAST 12 MONTHS," 2013 American Community Survey, U.S. Census Bureau's American Community Survey Office, 2013.

² Bassuk, et al., "America's Youngest Outcasts: A Report Card on Child Homelessness," The National Center on Family Homelessness, 2013. Published in November 2014.

³ Department of Health and Human Services, "Program Information Report Data 2013", Office of Head Start, Administration of Children and Families, 2014.

⁴ Department of Education, "Education for Homeless Children and Youth Program School Years 2010-2011 through 2012-2013 Consolidated State Performance Report," National Center for Homeless Education, 2013.

A Look at Early Childhood Homelessness North Dakota



TOTAL CHILDREN
POPULATION UNDER 6
in 2013:

56,004¹

ESTIMATED NUMBER OF
CHILDREN UNDER AGE 6
IDENTIFIED as HOMELESS:

2,203²

CHILDREN UNDER AGE 6
EXPERIENCING
HOMELESSNESS:

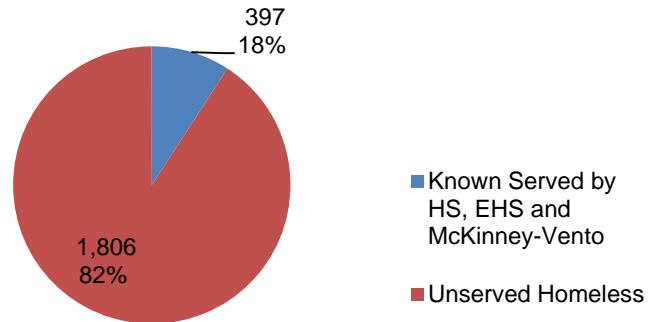
1 in 26 CHILDREN



NUMBER OF CHILDREN
EXPERIENCING HOMELESSNESS
SERVED BY PROGRAMS

Head Start and Early Head Start (Total Cumulative Enrollment in Head Start/Early Head Start	392 ³ 4,192)
EHCY (McKinney-Vento Homeless Assistance Act)	5 ⁴
Child Care Development Fund	Available in 2017
HUD Homelessness Early Childhood data by State (HMIS)	Not Available by State
Maternal, Infant, and Early Childhood Home Visiting	Planning for 2017

CHILDREN IN EARLY
LEARNING PROGRAMS



STATE STATISTICS &
STATE EFFORTS

- Average number of children 18 and under who receive meals in emergency shelters daily is 51 (CACFP/USDA).
- Nearly 11 percent of children 18 and under lived in households that lacked access to adequate food in 2013 (Children's Defense Fund).
- Nearly one in seven children (14 percent) under 6 years old lived below the Federal Poverty Level in 2013.
- In the reauthorization of Head Start by the Improving Head Start for School Readiness Act of 2007 (Public Law 110-134), age-eligible children whose families are determined to be homeless are categorically eligible for Head Start and Early Head Start programs. North Dakota has 64 Early Head Start-Child Care Partnership and Expansion (EHS-CCP) slots that could be used to expand necessary assistance to homeless children.
- North Dakota has a combination of Medicaid expansion and a separate program. Current Medicaid covers children ages under 6 up to 147 percent of Federal Poverty Level (FPL). Children's Health Insurance Program covers children up to 170 percent of FPL (CMS).



¹ United States Census Bureau/American FactFinder, "B17024: AGE BY RATIO OF INCOME TO POVERTY LEVEL IN THE PAST 12 MONTHS," 2013 American Community Survey, U.S. Census Bureau's American Community Survey Office, 2013.

² Bassuk, et al., "America's Youngest Outcasts: A Report Card on Child Homelessness," The National Center on Family Homelessness, 2013. Published in November 2014.

³ Department of Health and Human Services, "Program Information Report Data 2013", Office of Head Start, Administration of Children and Families, 2014.

⁴ Department of Education, "Education for Homeless Children and Youth Program School Years 2010-2011 through 2012-2013 Consolidated State Performance Report," National Center for Homeless Education, 2013.



TOTAL CHILDREN
POPULATION UNDER 6
in 2013:

827,637¹

ESTIMATED NUMBER OF
CHILDREN UNDER AGE 6
IDENTIFIED as HOMELESS:

24,316²

CHILDREN UNDER AGE 6
EXPERIENCING
HOMELESSNESS:

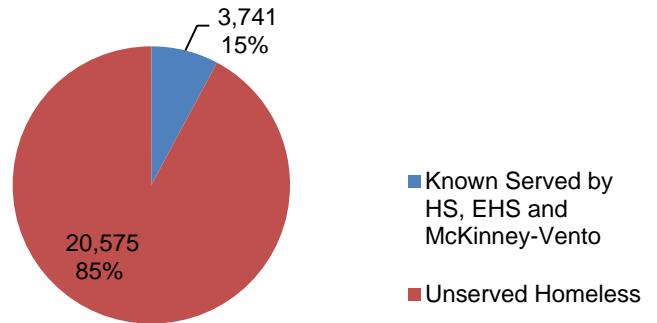
1 in 34 CHILDREN



NUMBER OF CHILDREN
EXPERIENCING HOMELESSNESS
SERVED BY PROGRAMS

Head Start and Early Head Start (Total Cumulative Enrollment in Head Start/Early Head Start	1,909 ³ 48,810)
EHCY (McKinney-Vento Homeless Assistance Act)	1,832 ⁴
Child Care Development Fund	Available in 2017
HUD Homelessness Early Childhood data by State (HMIS)	Not Available by State
Maternal, Infant, and Early Childhood Home Visiting	Planning for 2017

CHILDREN IN EARLY
LEARNING PROGRAMS



STATE STATISTICS &
STATE EFFORTS

- Average number of children 18 and under who receive meals in emergency shelters daily is 244 (CACFP/USDA).
- More than 24 percent of children 18 and under lived in households that lacked access to adequate food in 2013 (Children's Defense Fund).
- More than one in four children (26.2 percent) under 6 years old lived below the Federal Poverty Level in 2013.
- In the reauthorization of Head Start by the Improving Head Start for School Readiness Act of 2007 (Public Law 110-134), age-eligible children whose families are determined to be homeless are categorically eligible for Head Start and Early Head Start programs. Ohio has 1,213 Early Head Start-Child Care Partnership and Expansion (EHS-CCP) slots that could expand necessary assistance to homeless children.
- Ohio has Medicaid expansion. Current Medicaid covers children ages under 6 up to 206 percent of Federal Poverty Level (CMS).



¹ United States Census Bureau/American FactFinder, "B17024: AGE BY RATIO OF INCOME TO POVERTY LEVEL IN THE PAST 12 MONTHS," 2013 American Community Survey, U.S. Census Bureau's American Community Survey Office, 2013.
² Bassuk, et al., "America's Youngest Outcasts: A Report Card on Child Homelessness," The National Center on Family Homelessness, 2013. Published in November 2014.
³ Department of Health and Human Services, "Program Information Report Data 2013", Office of Head Start, Administration of Children and Families, 2014.
⁴ Department of Education, "Education for Homeless Children and Youth Program School Years 2010-2011 through 2012-2013 Consolidated State Performance Report," National Center for Homeless Education, 2013.

A Look at Early Childhood Homelessness Oklahoma



TOTAL CHILDREN
POPULATION UNDER 6
in 2013:


312,068¹

ESTIMATED NUMBER OF
CHILDREN UNDER AGE 6
IDENTIFIED as HOMELESS:

22,258²

CHILDREN UNDER AGE 6
EXPERIENCING
HOMELESSNESS:

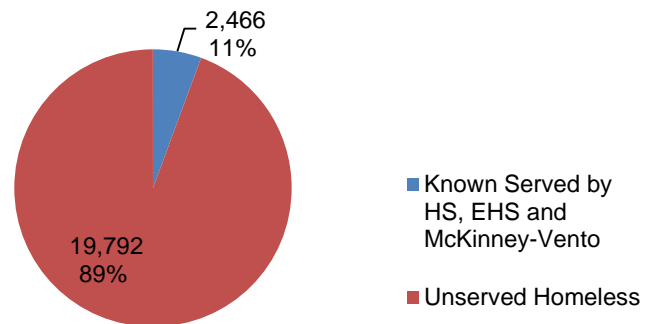
1 in 14 CHILDREN



NUMBER OF CHILDREN
EXPERIENCING HOMELESSNESS
SERVED BY PROGRAMS

Head Start and Early Head Start (Total Cumulative Enrollment in Head Start/Early Head Start	1,002 ³ 21,585)
EHCY (McKinney-Vento Homeless Assistance Act)	1,464 ⁴
Child Care Development Fund	Available in 2017
HUD Homelessness Early Childhood data by State (HMIS)	Not Available by State
Maternal, Infant, and Early Childhood Home Visiting	Planning for 2017

CHILDREN IN EARLY
LEARNING PROGRAMS



STATE STATISTICS &
STATE EFFORTS

- Average number of children 18 and under who receive meals in emergency shelters daily is 7 (CACFP/USDA).
- Nearly 26 percent of children 18 and under lived in households that lacked access to adequate food in 2013 (Children's Defense Fund).
- More than one in four children (27.4 percent) under 6 years old lived below the Federal Poverty Level in 2013.
- In the reauthorization of Head Start by the Improving Head Start for School Readiness Act of 2007 (Public Law 110-134), age-eligible children whose families are determined to be homeless are categorically eligible for Head Start and Early Head Start programs. Oklahoma has 868 Early Head Start-Child Care Partnership and Expansion (EHS-CCP) slots that could expand necessary assistance to homeless children.
- Oklahoma has a combination of Medicaid expansion and a separate program. Current Medicaid covers children ages under 6 up to 205 percent of Federal Poverty Level (CMS).



¹ United States Census Bureau/American FactFinder, "B17024: AGE BY RATIO OF INCOME TO POVERTY LEVEL IN THE PAST 12 MONTHS," 2013 American Community Survey, U.S. Census Bureau's American Community Survey Office, 2013.
² Bassuk, et al., "America's Youngest Outcasts: A Report Card on Child Homelessness," The National Center on Family Homelessness, 2013. Published in November 2014.
³ Department of Health and Human Services, "Program Information Report Data 2013", Office of Head Start, Administration of Children and Families, 2014.
⁴ Department of Education, "Education for Homeless Children and Youth Program School Years 2010-2011 through 2012-2013 Consolidated State Performance Report," National Center for Homeless Education, 2013.

A Look at Early Childhood Homelessness Oregon



TOTAL CHILDREN
POPULATION UNDER 6
in 2013:


269,072¹

ESTIMATED NUMBER OF
CHILDREN UNDER AGE 6
IDENTIFIED as HOMELESS:

19,490²

CHILDREN UNDER AGE 6
EXPERIENCING
HOMELESSNESS:

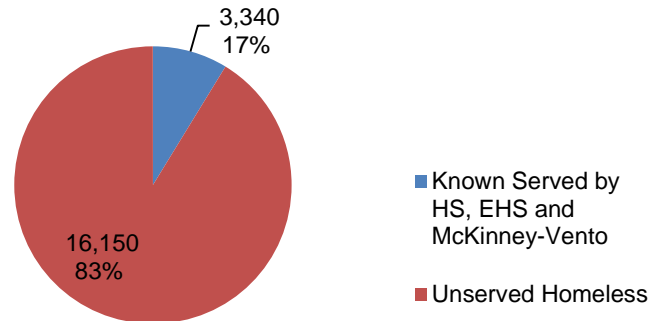
1 in 14 CHILDREN



NUMBER OF CHILDREN
EXPERIENCING HOMELESSNESS
SERVED BY PROGRAMS

Head Start and Early Head Start (Total Cumulative Enrollment in Head Start/Early Head Start	1,803 ³ 14,954
EHCY (McKinney-Vento Homeless Assistance Act)	1,537 ⁴
Child Care Development Fund	Available in 2017
HUD Homelessness Early Childhood data by State (HMIS)	Not Available by State
Maternal, Infant, and Early Childhood Home Visiting	Planning for 2017

CHILDREN IN EARLY
LEARNING PROGRAMS



STATE STATISTICS &
STATE EFFORTS

- Average number of children 18 and under who receive meals in emergency shelters daily is 163 (CACFP/USDA).
- Nearly 26 percent of children 18 and under lived in households that lacked access to adequate food in 2013 (Children's Defense Fund).
- About one in four children (25.3 percent) under 6 years old lived below the Federal Poverty Level in 2013.
- In the reauthorization of Head Start by the Improving Head Start for School Readiness Act of 2007 (Public Law 110-134), age-eligible children whose families are determined to be homeless are categorically eligible for Head Start and Early Head Start programs. Oregon has 581 Early Head Start-Child Care Partnership and Expansion (EHS-CCP) slots that could expand necessary assistance to homeless children.
- Oregon is considered to have a separate Children's Health Insurance Program (CHIP); however, it technically has a combination of Medicaid expansion and a separate program. Current Medicaid covers children ages 0 to 1 up to 185 percent of Federal Poverty Level (FPL), and covers children ages 1 to 5 up to 133 percent of FPL. CHIP covers children up to 300 percent of FPL (CMS).



¹ United States Census Bureau/American FactFinder, "B17024: AGE BY RATIO OF INCOME TO POVERTY LEVEL IN THE PAST 12 MONTHS," 2013 American Community Survey, U.S. Census Bureau's American Community Survey Office, 2013.

² Bassuk, et al., "America's Youngest Outcasts: A Report Card on Child Homelessness," The National Center on Family Homelessness, 2013. Published in November 2014.

³ Department of Health and Human Services, "Program Information Report Data 2013", Office of Head Start, Administration of Children and Families, 2014.

⁴ Department of Education, "Education for Homeless Children and Youth Program School Years 2010-2011 through 2012-2013 Consolidated State Performance Report," National Center for Homeless Education, 2013.

A Look at Early Childhood Homelessness Pennsylvania



TOTAL CHILDREN
POPULATION UNDER 6
in 2013:

853,657¹

ESTIMATED NUMBER OF
CHILDREN UNDER AGE 6
IDENTIFIED as HOMELESS:

19,480²

CHILDREN UNDER AGE 6
EXPERIENCING
HOMELESSNESS:

1 in 44 CHILDREN



NUMBER OF CHILDREN
EXPERIENCING HOMELESSNESS
SERVED BY PROGRAMS

Head Start and Early Head Start **1,926³**
(Total Cumulative Enrollment in Head Start/Early Head Start **43,797**)

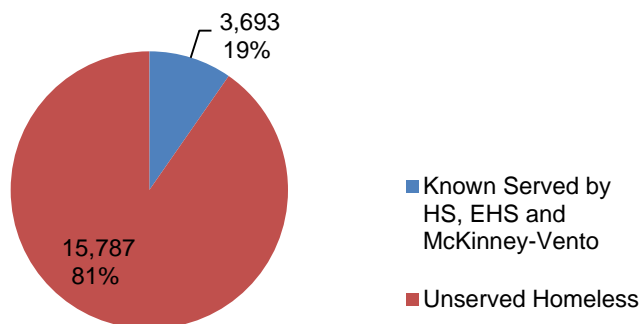
EHCY (McKinney-Vento Homeless Assistance Act) **1,767⁴**

Child Care Development Fund **Available in 2017**

HUD Homelessness Early Childhood data by State (HMIS)
Not Available by State

Maternal, Infant, and Early Childhood Home Visiting **Planning for 2017**

CHILDREN IN EARLY
LEARNING PROGRAMS



STATE STATISTICS &
STATE EFFORTS

- Average number of children 18 and under who receive meals in emergency shelters daily is 865 (CACFP/USDA).
- More than 20 percent of children 18 and under lived in households that lacked access to adequate food in 2013 (Children's Defense Fund).
- More than one in five children (22.8 percent) under 6 years old lived below the Federal Poverty Level in 2013.
- In the reauthorization of Head Start by the Improving Head Start for School Readiness Act of 2007 (Public Law 110-134), age-eligible children whose families are determined to be homeless are categorically eligible for Head Start and Early Head Start programs. Pennsylvania has 965 Early Head Start-Child Care Partnership and Expansion (EHS-CCP) slots that could expand necessary assistance to homeless children.
- Pennsylvania is considered to have a separate Children's Health Insurance Program (CHIP), but has a combination of Medicaid expansion and a separate programs. Current Medicaid covers children ages 0 to 1 up to 215 percent of Federal Poverty Level (FPL), and covers children ages 1 to 5 up to 157 percent of FPL. CHIP covers children up to 314 percent of FPL (CMS).



¹ United States Census Bureau/American FactFinder, "B17024: AGE BY RATIO OF INCOME TO POVERTY LEVEL IN THE PAST 12 MONTHS," 2013 American Community Survey, U.S. Census Bureau's American Community Survey Office, 2013.

² Bassuk, et al., "America's Youngest Outcasts: A Report Card on Child Homelessness," The National Center on Family Homelessness, 2013. Published in November 2014.

³ Department of Health and Human Services, "Program Information Report Data 2013", Office of Head Start, Administration of Children and Families, 2014.

⁴ Department of Education, "Education for Homeless Children and Youth Program School Years 2010-2011 through 2012-2013 Consolidated State Performance Report," National Center for Homeless Education, 2013.

A Look at Early Childhood Homelessness Rhode Island



TOTAL CHILDREN
POPULATION UNDER 6
in 2013:


65,733¹

ESTIMATED NUMBER OF
CHILDREN UNDER AGE 6
IDENTIFIED as HOMELESS:

943²

CHILDREN UNDER AGE 6
EXPERIENCING
HOMELESSNESS:

1 in 70 CHILDREN



NUMBER OF CHILDREN
EXPERIENCING HOMELESSNESS
SERVED BY PROGRAMS

Head Start and Early Head Start **222³**
(Total Cumulative Enrollment in Head Start/Early Head Start 3,721)

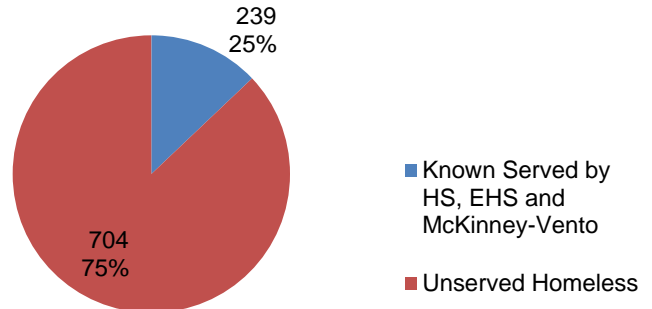
EHCY (McKinney-Vento Homeless Assistance Act) **17⁴**

Child Care Development Fund **Available in 2017**

HUD Homelessness Early Childhood data by State (HMIS)
Not Available by State

Maternal, Infant, and Early Childhood Home Visiting **Planning for 2017**

CHILDREN IN EARLY
LEARNING PROGRAMS



STATE STATISTICS &
STATE EFFORTS

- Average number of children 18 and under who receive meals in emergency shelters daily is 40 (CACFP/USDA).
- More than 21 percent of children 18 and under lived in households that lacked access to adequate food in 2013 (Children's Defense Fund).
- More than one in two children (61.2 percent) under 6 years old lived below the Federal Poverty Level in 2013.
- In the reauthorization of Head Start by the Improving Head Start for School Readiness Act of 2007 (Public Law 110-134), age-eligible children whose families are determined to be homeless are categorically eligible for Head Start and Early Head Start programs. Rhode Island has 100 Early Head Start-Child Care Partnership and Expansion (EHS-CCP) slots that could expand necessary assistance to homeless children.
- Rhode Island has a combination of Medicaid expansion and a separate program. Current Medicaid covers children ages under 6 up to 261 percent of Federal Poverty Level (CMS).



¹ United States Census Bureau/American FactFinder, "B17024: AGE BY RATIO OF INCOME TO POVERTY LEVEL IN THE PAST 12 MONTHS," 2013 American Community Survey, U.S. Census Bureau's American Community Survey Office, 2013.
² Bassuk, et al., "America's Youngest Outcasts: A Report Card on Child Homelessness," The National Center on Family Homelessness, 2013. Published in November 2014.
³ Department of Health and Human Services, "Program Information Report Data 2013", Office of Head Start, Administration of Children and Families, 2014.
⁴ Department of Education, "Education for Homeless Children and Youth Program School Years 2010-2011 through 2012-2013 Consolidated State Performance Report," National Center for Homeless Education, 2013.

A Look at Early Childhood Homelessness South Carolina



TOTAL CHILDREN
POPULATION UNDER 6
in 2013:

348,695¹

ESTIMATED NUMBER OF
CHILDREN UNDER AGE 6
IDENTIFIED as HOMELESS:

11,533²

CHILDREN UNDER AGE 6
EXPERIENCING
HOMELESSNESS:

1 in 30 CHILDREN



NUMBER OF CHILDREN
EXPERIENCING HOMELESSNESS
SERVED BY PROGRAMS

Head Start and Early Head Start **312³**
(Total Cumulative Enrollment in Head Start/Early Head Start 15,151)

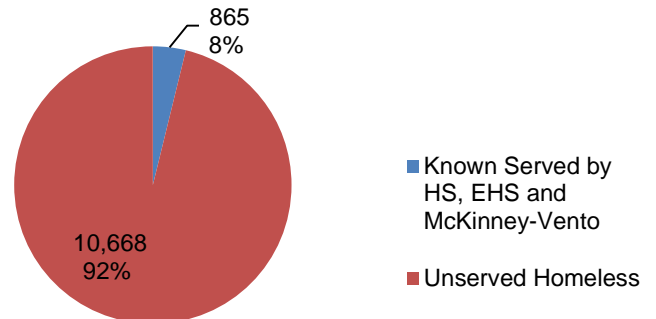
EHCY (McKinney-Vento Homeless Assistance Act) **553⁴**

Child Care Development Fund **Available in 2017**

HUD Homelessness Early Childhood data by State (HMIS)
Not Available by State

Maternal, Infant, and Early Childhood Home Visiting **Planning for 2017**

CHILDREN IN EARLY
LEARNING PROGRAMS



STATE STATISTICS &
STATE EFFORTS

- Average number of children 18 and under who receive meals in emergency shelters daily is 141 (CACFP/USDA).
- More than 25 percent of children 18 and under lived in households that lacked access to adequate food in 2013 (Children's Defense Fund).
- About one in four children (25.4 percent) under 6 years old lived below the Federal Poverty Level in 2013.
- In the reauthorization of Head Start by the Improving Head Start for School Readiness Act of 2007 (Public Law 110-134), age-eligible children whose families are determined to be homeless are categorically eligible for Head Start and Early Head Start programs. South Carolina has 679 Early Head Start-Child Care Partnership and Expansion (EHS-CCP) slots that could expand necessary assistance to homeless children.
- South Carolina has Medicaid expansion. Current Medicaid covers children ages 0 to 1 up to 191 percent of Federal Poverty Level (FPL), and covers children under 6 up to 208 percent of FPL (CMS).



¹ United States Census Bureau/American FactFinder, "B17024: AGE BY RATIO OF INCOME TO POVERTY LEVEL IN THE PAST 12 MONTHS," 2013 American Community Survey, U.S. Census Bureau's American Community Survey Office, 2013.

² Bassuk, et al., "America's Youngest Outcasts: A Report Card on Child Homelessness," The National Center on Family Homelessness, 2013. Published in November 2014.

³ Department of Health and Human Services, "Program Information Report Data 2013", Office of Head Start, Administration of Children and Families, 2014.

⁴ Department of Education, "Education for Homeless Children and Youth Program School Years 2010-2011 through 2012-2013 Consolidated State Performance Report," National Center for Homeless Education, 2013.

A Look at Early Childhood Homelessness South Dakota



TOTAL CHILDREN
POPULATION UNDER 6
in 2013:

69,453¹

ESTIMATED NUMBER OF
CHILDREN UNDER AGE 6
IDENTIFIED as HOMELESS:

1,848²

CHILDREN UNDER AGE 6
EXPERIENCING
HOMELESSNESS:

1 in 37 CHILDREN



NUMBER OF CHILDREN
EXPERIENCING HOMELESSNESS
SERVED BY PROGRAMS

Head Start and Early Head Start (Total Cumulative Enrollment in Head Start/Early Head Start	462 ³ 5,699)
EHCY (McKinney-Vento Homeless Assistance Act)	180 ⁴
Child Care Development Fund	Available in 2017
HUD Homelessness Early Childhood data by State (HMIS)	Not Available by State
Maternal, Infant, and Early Childhood Home Visiting	Planning for 2017

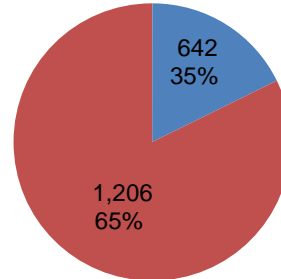
¹ United States Census Bureau/American FactFinder, "B17024: AGE BY RATIO OF INCOME TO POVERTY LEVEL IN THE PAST 12 MONTHS," 2013 American Community Survey, U.S. Census Bureau's American Community Survey Office, 2013.

² Bassuk, et al., "America's Youngest Outcasts: A Report Card on Child Homelessness," The National Center on Family Homelessness, 2013. Published in November 2014.

³ Department of Health and Human Services, "Program Information Report Data 2013", Office of Head Start, Administration of Children and Families, 2014.

⁴ Department of Education, "Education for Homeless Children and Youth Program School Years 2010-2011 through 2012-2013 Consolidated State Performance Report," National Center for Homeless Education, 2013.

CHILDREN IN EARLY
LEARNING PROGRAMS



■ Known Served by
HS, EHS and
McKinney-Vento
■ Unserviced Homeless

STATE STATISTICS &
STATE EFFORTS

- No children receive meals in emergency shelters through CACFP (USDA).
- Nearly 20 percent of children 18 and under lived in households that lacked access to adequate food in 2013 (Children's Defense Fund).
- Nearly one in three children (32.5 percent) under 6 years old lived below the Federal Poverty Level in 2013.
- In the reauthorization of Head Start by the Improving Head Start for School Readiness Act of 2007 (Public Law 110-134), age-eligible children whose families are determined to be homeless are categorically eligible for Head Start and Early Head Start programs. South Dakota has 144 Early Head Start-Child Care Partnership and Expansion (EHS-CCP) slots that could expand necessary assistance to homeless children.
- South Dakota has a combination of Medicaid expansion and a separate program. Current Medicaid covers children age under 6 up to 182 percent of Federal Poverty Level (FPL). Children's Health Insurance Program covers children up to 204 percent of FPL (CMS).



A Look at Early Childhood Homelessness Tennessee



TOTAL CHILDREN
POPULATION UNDER 6
in 2013:


477,362¹

ESTIMATED NUMBER OF
CHILDREN UNDER AGE 6
IDENTIFIED as HOMELESS:

14,687²

CHILDREN UNDER AGE 6
EXPERIENCING
HOMELESSNESS:

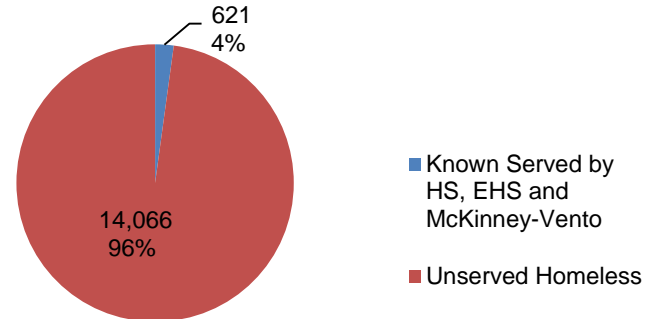
1 in 32 CHILDREN



NUMBER OF CHILDREN
EXPERIENCING HOMELESSNESS
SERVED BY PROGRAMS

Head Start and Early Head Start (Total Cumulative Enrollment in Head Start/Early Head Start	413 ³ 20,799)
EHCY (McKinney-Vento Homeless Assistance Act)	208 ⁴
Child Care Development Fund	Available in 2017
HUD Homelessness Early Childhood data by State (HMIS)	Not Available by State
Maternal, Infant, and Early Childhood Home Visiting	Planning for 2017

CHILDREN IN EARLY
LEARNING PROGRAMS



STATE STATISTICS &
STATE EFFORTS

- Average number of children 18 and under who receive meals in emergency shelters daily is 69 (CACFP/USDA).
- More than 25 percent of children 18 and under lived in households that lacked access to adequate food in 2013 (Children's Defense Fund).
- About one in five children (20.3 percent) under 6 years old lived below the Federal Poverty Level in 2013.
- In the reauthorization of Head Start by the Improving Head Start for School Readiness Act of 2007 (Public Law 110-134), age-eligible children whose families are determined to be homeless are categorically eligible for Head Start and Early Head Start programs. Tennessee has 734 Early Head Start-Child Care Partnership and Expansion (EHS-CCP) slots that could expand necessary assistance to homeless children.
- Tennessee has a combination of Medicaid expansion and a separate program. Current Medicaid covers children ages 0 to 1 up to 195 percent of Federal Poverty Level (FPL), and covers children ages 1 to 5 up to 142 percent of FPL. Children's Health Insurance Program covers children up to 250 percent of FPL (CMS).



¹ United States Census Bureau/American FactFinder, "B17024: AGE BY RATIO OF INCOME TO POVERTY LEVEL IN THE PAST 12 MONTHS," 2013 American Community Survey, U.S. Census Bureau's American Community Survey Office, 2013.

² Bassuk, et al., "America's Youngest Outcasts: A Report Card on Child Homelessness," The National Center on Family Homelessness, 2013. Published in November 2014.

³ Department of Health and Human Services, "Program Information Report Data 2013", Office of Head Start, Administration of Children and Families, 2014.

⁴ Department of Education, "Education for Homeless Children and Youth Program School Years 2010-2011 through 2012-2013 Consolidated State Performance Report," National Center for Homeless Education, 2013.



TOTAL CHILDREN
POPULATION UNDER 6
in 2013:


2,304,159¹

ESTIMATED NUMBER OF
CHILDREN UNDER AGE 6
IDENTIFIED as HOMELESS:

96,909²

CHILDREN UNDER AGE 6
EXPERIENCING
HOMELESSNESS:

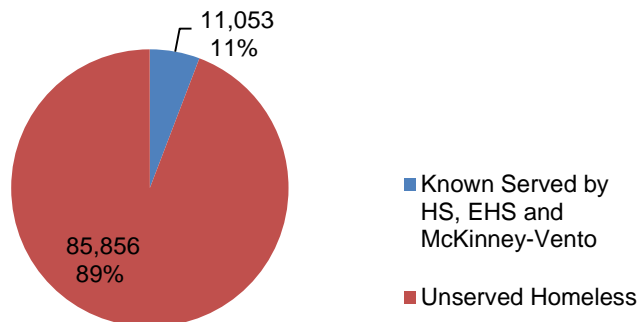
1 in 24 CHILDREN



NUMBER OF CHILDREN
EXPERIENCING HOMELESSNESS
SERVED BY PROGRAMS

Head Start and Early Head Start (Total Cumulative Enrollment in Head Start/Early Head Start	2,799³ 84,535
EHCY (McKinney-Vento Homeless Assistance Act)	8,254⁴
Child Care Development Fund	Available in 2017
HUD Homelessness Early Childhood data by State (HMIS)	Not Available by State
Maternal, Infant, and Early Childhood Home Visiting	Planning for 2017

CHILDREN IN EARLY
LEARNING PROGRAMS



STATE STATISTICS &
STATE EFFORTS

- Average number of children 18 and under who receive meals in emergency shelters daily is 632 (CACFP/USDA).
- More than 27 percent of children 18 and under lived in households that lacked access to adequate food in 2013 (Children's Defense Fund).
- Nearly one in three children (31.2 percent) under 6 years old lived below the Federal Poverty Level 2013.
- In the reauthorization of Head Start by the Improving Head Start for School Readiness Act of 2007 (Public Law 110-134), age-eligible children whose families are determined to be homeless are categorically eligible for Head Start and Early Head Start programs. Texas has 2,495 Early Head Start-Child Care Partnership and Expansion (EHS-CCP) slots that could expand necessary assistance to homeless children.
- Texas is considered to have a separate Children's Health Insurance Programs, however it technically has a combination of Medicaid expansion and a separate program. Current Medicaid covers children ages 0 to 1 up to 198 percent of Federal Poverty Level (FPL), and covers children ages 1 to 5 up to 144 percent of FPL. Children's Health Insurance Program covers children up to 201 percent of FPL (CMS).



¹ United States Census Bureau/American FactFinder, "B17024: AGE BY RATIO OF INCOME TO POVERTY LEVEL IN THE PAST 12 MONTHS," 2013 American Community Survey, U.S. Census Bureau's American Community Survey Office, 2013.
² Bassuk, et al., "America's Youngest Outcasts: A Report Card on Child Homelessness," The National Center on Family Homelessness, 2013. Published in November 2014.
³ Department of Health and Human Services, "Program Information Report Data 2013", Office of Head Start, Administration of Children and Families, 2014.
⁴ Department of Education, "Education for Homeless Children and Youth Program School Years 2010-2011 through 2012-2013 Consolidated State Performance Report," National Center for Homeless Education, 2013.

A Look at Early Childhood Homelessness Utah



TOTAL CHILDREN
POPULATION UNDER 6
in 2013:


303,336¹

ESTIMATED NUMBER OF
CHILDREN UNDER AGE 6
IDENTIFIED as HOMELESS:

15,808²

CHILDREN UNDER AGE 6
EXPERIENCING
HOMELESSNESS:

1 in 20 CHILDREN



NUMBER OF CHILDREN
EXPERIENCING HOMELESSNESS
SERVED BY PROGRAMS

Head Start and Early Head Start **688**³
(Total Cumulative Enrollment in Head Start/Early Head Start 7,761)

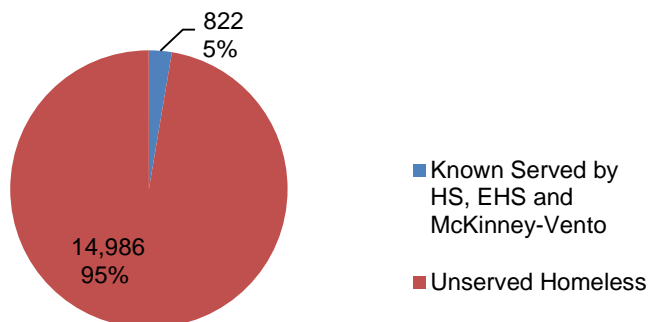
EHCY (McKinney-Vento Homeless Assistance Act) **134**⁴

Child Care Development Fund **Available in 2017**

HUD Homelessness Early Childhood data by State (HMIS)
Not Available by State

Maternal, Infant, and Early Childhood Home Visiting **Planning for 2017**

CHILDREN IN EARLY
LEARNING PROGRAMS



STATE STATISTICS &
STATE EFFORTS

- Average number of children 18 and under who receive meals in emergency shelters daily is 383 (CACFP/USDA).
- More than 20 percent of children 18 and under lived in households that lacked access to adequate food in 2013 (Children's Defense Fund).
- More than one in four children (27.3 percent) under 6 years old lived below the Federal Poverty Level in 2013.
- In the reauthorization of Head Start by the Improving Head Start for School Readiness Act of 2007 (Public Law 110-134), age-eligible children whose families are determined to be homeless are categorically eligible for Head Start and Early Head Start programs. Utah has 331 Early Head Start-Child Care Partnership and Expansion (EHS-CCP) slots that could expand necessary assistance to homeless children.
- Utah is considered to have a separate Children's Health Insurance Program (CHIP), however it technically has a combination of Medicaid expansion and a separate program. Current Medicaid covers children age under 6 old up to 139 percent of Federal Poverty Level (FPL). Children's Health Insurance Program covers children up to 200 percent of FPL (CMS).



¹ United States Census Bureau/American FactFinder, "B17024: AGE BY RATIO OF INCOME TO POVERTY LEVEL IN THE PAST 12 MONTHS," 2013 American Community Survey, U.S. Census Bureau's American Community Survey Office, 2013.

² Bassuk, et al., "America's Youngest Outcasts: A Report Card on Child Homelessness," The National Center on Family Homelessness, 2013. Published in November 2014.

³ Department of Health and Human Services, "Program Information Report Data 2013", Office of Head Start, Administration of Children and Families, 2014.

⁴ Department of Education, "Education for Homeless Children and Youth Program School Years 2010-2011 through 2012-2013 Consolidated State Performance Report," National Center for Homeless Education, 2013.

A Look at Early Childhood Homelessness Vermont



TOTAL CHILDREN
POPULATION UNDER 6
in 2013:

36,634¹

ESTIMATED NUMBER OF
CHILDREN UNDER AGE 6
IDENTIFIED as HOMELESS:

1,051²

CHILDREN UNDER AGE 6
EXPERIENCING
HOMELESSNESS:

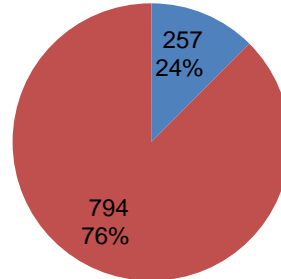
1 in 34 CHILDREN



NUMBER OF CHILDREN
EXPERIENCING HOMELESSNESS
SERVED BY PROGRAMS

Head Start and Early Head Start (Total Cumulative Enrollment in Head Start/Early Head Start	210 ³ 1,934)
EHCY (McKinney-Vento Homeless Assistance Act)	47 ⁴
Child Care Development Fund	Available in 2017
HUD Homelessness Early Childhood data by State (HMIS)	Not Available by State
Maternal, Infant, and Early Childhood Home Visiting	Planning for 2017

CHILDREN IN EARLY
LEARNING PROGRAMS



■ Known Served by
HS, EHS and
McKinney-Vento

■ Unserved Homeless

STATE STATISTICS & STATE EFFORTS

- Average number of children 18 and under who receive meals in emergency shelters daily is 4 (CACFP/USDA).
- More than 19 percent of children 18 and under lived in households that lacked access to adequate food in 2013 (Children's Defense Fund).
- One in six children (16 percent) under 6 years old lived below the Federal Poverty Level in 2013.
- In the reauthorization of Head Start by the Improving Head Start for School Readiness Act of 2007 (Public Law 110-134), age-eligible children whose families are determined to be homeless are categorically eligible for Head Start and Early Head Start programs. Vermont has 68 Early Head Start-Child Care Partnership and Expansion (EHS-CCP) slots that could be used to expand necessary assistance to homeless children.
- Vermont has Medicaid expansion. Current Medicaid covers children ages under 6 up to 312 percent of Federal Poverty Level (FPL). Children's Health Insurance Program covers children up to 312 percent of FPL (CMS).



¹ United States Census Bureau/American FactFinder, "B17024: AGE BY RATIO OF INCOME TO POVERTY LEVEL IN THE PAST 12 MONTHS," 2013 American Community Survey, U.S. Census Bureau's American Community Survey Office, 2013.

² Bassuk, et al., "America's Youngest Outcasts: A Report Card on Child Homelessness," The National Center on Family Homelessness, 2013. Published in November 2014.

³ Department of Health and Human Services, "Program Information Report Data 2013", Office of Head Start, Administration of Children and Families, 2014.

⁴ Department of Education, "Education for Homeless Children and Youth Program School Years 2010-2011 through 2012-2013 Consolidated State Performance Report," National Center for Homeless Education, 2013.

A Look at Early Childhood Homelessness Virginia



TOTAL CHILDREN
POPULATION UNDER 6
in 2013:

606,490¹

ESTIMATED NUMBER OF
CHILDREN UNDER AGE 6
IDENTIFIED as HOMELESS:

18,215²

CHILDREN UNDER AGE 6
EXPERIENCING
HOMELESSNESS:

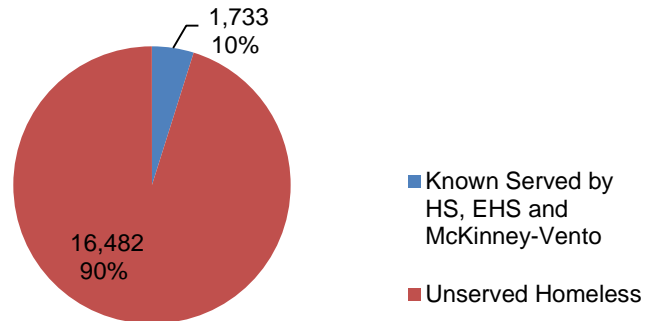
1 in 33 CHILDREN



NUMBER OF CHILDREN
EXPERIENCING HOMELESSNESS
SERVED BY PROGRAMS

Head Start and Early Head Start (Total Cumulative Enrollment in Head Start/Early Head Start	854 ³ 17,263)
EHCY (McKinney-Vento Homeless Assistance Act)	879 ⁴
Child Care Development Fund	Available in 2017
HUD Homelessness Early Childhood data by State (HMIS)	Not Available by State
Maternal, Infant, and Early Childhood Home Visiting	Planning for 2017

CHILDREN IN EARLY
LEARNING PROGRAMS



STATE STATISTICS &
STATE EFFORTS

- Average number of children 18 and under who receive meals in emergency shelters daily is 166 (CACFP/USDA).
- Nearly 17 percent of children 18 and under lived in households that lacked access to adequate food in 2013 (Children's Defense Fund).
- Almost one in five children (18.7 percent) under 6 years old lived below the Federal Poverty Level in 2013.
- In the reauthorization of Head Start by the Improving Head Start for School Readiness Act of 2007 (Public Law 110-134), age-eligible children whose families are determined to be homeless are categorically eligible for Head Start and Early Head Start programs. Virginia has 540 Early Head Start-Child Care Partnership and Expansion (EHS-CCP) slots that could expand necessary assistance to homeless children.
- Virginia has a combination of Medicaid expansion and a separate program. Current Medicaid covers children ages under 6 up to 143 percent of Federal Poverty Level. Children's Health Insurance Program covers children up to 200 percent of FPL (CMS).



¹ United States Census Bureau/American FactFinder, "B17024: AGE BY RATIO OF INCOME TO POVERTY LEVEL IN THE PAST 12 MONTHS," 2013 American Community Survey, U.S. Census Bureau's American Community Survey Office, 2013.

² Bassuk, et al., "America's Youngest Outcasts: A Report Card on Child Homelessness," The National Center on Family Homelessness, 2013. Published in November 2014.

³ Department of Health and Human Services, "Program Information Report Data 2013", Office of Head Start, Administration of Children and Families, 2014.

⁴ Department of Education, "Education for Homeless Children and Youth Program School Years 2010-2011 through 2012-2013 Consolidated State Performance Report," National Center for Homeless Education, 2013.

A Look at Early Childhood Homelessness Washington



TOTAL CHILDREN
POPULATION UNDER 6
in 2013:


517,155¹

ESTIMATED NUMBER OF
CHILDREN UNDER AGE 6
IDENTIFIED as HOMELESS:

31,220²

CHILDREN UNDER AGE 6
EXPERIENCING
HOMELESSNESS:

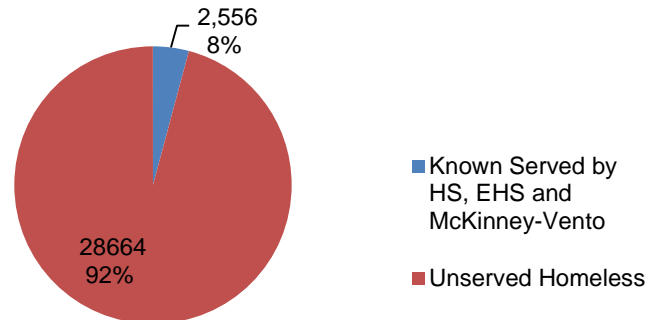
1 in 17 CHILDREN



NUMBER OF CHILDREN
EXPERIENCING HOMELESSNESS
SERVED BY PROGRAMS

Head Start and Early Head Start (Total Cumulative Enrollment in Head Start/Early Head Start	1,726 ³ 17,473)
EHCY (McKinney-Vento Homeless Assistance Act)	830 ⁴
Child Care Development Fund	Available in 2017
HUD Homelessness Early Childhood data by State (HMIS)	Not Available by State
Maternal, Infant, and Early Childhood Home Visiting	Planning for 2017

CHILDREN IN EARLY
LEARNING PROGRAMS



STATE STATISTICS &
STATE EFFORTS

- Average number of children 18 and under who receive meals in emergency shelters daily is 119 (CACFP/USDA).
- More than 23 percent of children 18 and under lived in households that lacked access to adequate food in 2013 (Children's Defense Fund).
- Nearly one in five children (18 percent) under 6 years old lived below the Federal Poverty Level in 2013.
- In the reauthorization of Head Start by the Improving Head Start for School Readiness Act of 2007 (Public Law 110-134), age-eligible children whose families are determined to be homeless are categorically eligible for Head Start and Early Head Start programs. Washington has 452 Early Head Start-Child Care Partnership and Expansion (EHS-CCP) slots that could expand necessary assistance to homeless children.
- Washington has a separate program for Children's Health Insurance Program. Current Medicaid covers children under ages 6 up to 210 percent of Federal Poverty Level (FPL). Children's Health Insurance Program covers children up to 312 percent of FPL (CMS).



¹ United States Census Bureau/American FactFinder, "B17024: AGE BY RATIO OF INCOME TO POVERTY LEVEL IN THE PAST 12 MONTHS," 2013 American Community Survey, U.S. Census Bureau's American Community Survey Office, 2013.

² Bassuk, et al., "America's Youngest Outcasts: A Report Card on Child Homelessness," The National Center on Family Homelessness, 2013. Published in November 2014.

³ Department of Health and Human Services, "Program Information Report Data 2013", Office of Head Start, Administration of Children and Families, 2014.

⁴ Department of Education, "Education for Homeless Children and Youth Program School Years 2010-2011 through 2012-2013 Consolidated State Performance Report," National Center for Homeless Education, 2013.

A Look at Early Childhood Homelessness West Virginia



TOTAL CHILDREN
POPULATION UNDER 6
in 2013:


117,735¹

ESTIMATED NUMBER OF
CHILDREN UNDER AGE 6
IDENTIFIED as HOMELESS:

8,266²

CHILDREN UNDER AGE 6
EXPERIENCING
HOMELESSNESS:

1 in 14 CHILDREN



NUMBER OF CHILDREN
EXPERIENCING HOMELESSNESS
SERVED BY PROGRAMS

Head Start and Early Head Start **498³**
(Total Cumulative Enrollment in Head Start/Early Head Start **9,489**)

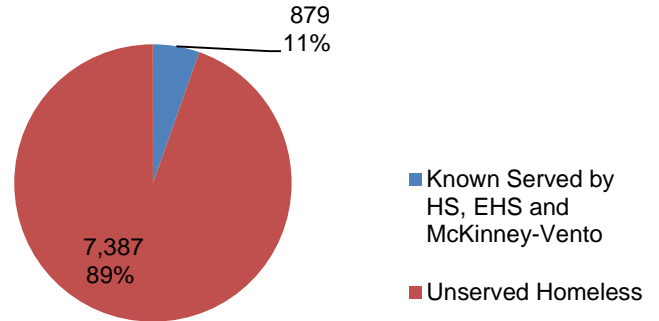
EHCY (McKinney-Vento Homeless Assistance Act) **381⁴**

Child Care Development Fund **Available in 2017**

Not Available by State

Maternal, Infant, and Early Childhood Home Visiting **Planning for 2017**

CHILDREN IN EARLY
LEARNING PROGRAMS



STATE STATISTICS &
STATE EFFORTS

- Average number of children 18 and under who receive meals in emergency shelters daily is 88 (CACFP/USDA).
- More than 23 percent of children 18 and under lived in households that lacked access to adequate food in 2013 (Children's Defense Fund).
- Nearly one in five children (19.1 percent) under 6 years old lived below the Federal Poverty Level in 2013.
- In the reauthorization of Head Start by the Improving Head Start for School Readiness Act of 2007 (Public Law 110-134), age-eligible children whose families are determined to be homeless are categorically eligible for Head Start and Early Head Start programs. West Virginia has 180 Early Head Start-Child Care Partnership and Expansion (EHS-CCP) slots that could expand necessary assistance to homeless children.
- West Virginia is considered to have separate programs, however it technically has a combination of Medicaid expansion and a separate program. Current Medicaid covers children ages 0 to 1 up to 158 percent of Federal Poverty Level (FPL), and covers children ages 1 to 5 up to 141 percent of FPL. Children's Health Insurance Program covers children up to 300 percent of FPL (CMS).



¹ United States Census Bureau/American FactFinder, "B17024: AGE BY RATIO OF INCOME TO POVERTY LEVEL IN THE PAST 12 MONTHS," 2013 American Community Survey, U.S. Census Bureau's American Community Survey Office, 2013.

² Bassuk, et al., "America's Youngest Outcasts: A Report Card on Child Homelessness," The National Center on Family Homelessness, 2013. Published in November 2014.

³ Department of Health and Human Services, "Program Information Report Data 2013", Office of Head Start, Administration of Children and Families, 2014.

⁴ Department of Education, "Education for Homeless Children and Youth Program School Years 2010-2011 through 2012-2013 Consolidated State Performance Report," National Center for Homeless Education, 2013.

A Look at Early Childhood Homelessness Wisconsin



TOTAL CHILDREN
POPULATION UNDER 6
in 2013:

408,137¹

ESTIMATED NUMBER OF
CHILDREN UNDER AGE 6
IDENTIFIED as HOMELESS:

16,475²

CHILDREN UNDER AGE 6
EXPERIENCING
HOMELESSNESS:

1 in 25 CHILDREN



NUMBER OF CHILDREN
EXPERIENCING HOMELESSNESS
SERVED BY PROGRAMS

Head Start and Early Head Start **1,222³**
(Total Cumulative Enrollment in Head Start/Early Head Start 19,452)

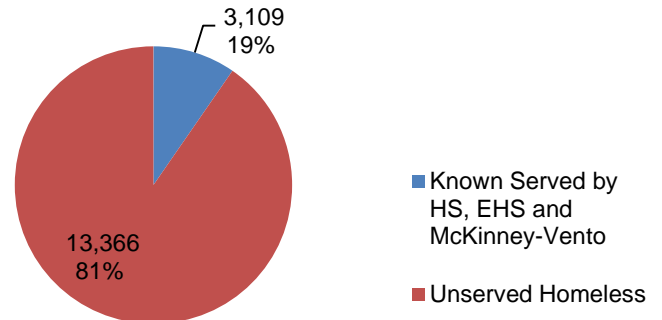
EHCY (McKinney-Vento Homeless Assistance Act) **1,887⁴**

Child Care Development Fund **Available in 2017**

HUD Homelessness Early Childhood data by State (HMIS)
Not Available by State

Maternal, Infant, and Early Childhood Home Visiting **Planning for 2017**

CHILDREN IN EARLY
LEARNING PROGRAMS



STATE STATISTICS &
STATE EFFORTS

- Average number of children 18 and under who receive meals in emergency shelters daily is 148 (CACFP/USDA).
- More than 20 percent of children 18 and under lived in households that lacked access to adequate food in 2013 (Children's Defense Fund).
- Nearly one in three children (32.1 percent) under 6 years old lived below the Federal Poverty Level in 2013.
- In the reauthorization of Head Start by the Improving Head Start for School Readiness Act of 2007 (Public Law 110-134), age-eligible children whose families are determined to be homeless are categorically eligible for Head Start and Early Head Start programs. Wisconsin has 584 Early Head Start-Child Care Partnership and Expansion (EHS-CCP) slots that could expand necessary assistance to homeless children.
- Wisconsin has a combination of Medicaid expansion and a separate program. Current Medicaid covers children ages 0 to 1 up to 301 percent of Federal Poverty Level (FPL), and covers children ages 1 to 5 up to 186 percent of FPL. Children's Health Insurance Program covers children up to 301 percent of FPL (CMS).



¹ United States Census Bureau/American FactFinder, "B17024: AGE BY RATIO OF INCOME TO POVERTY LEVEL IN THE PAST 12 MONTHS," 2013 American Community Survey, U.S. Census Bureau's American Community Survey Office, 2013.

² Bassuk, et al., "America's Youngest Outcasts: A Report Card on Child Homelessness," The National Center on Family Homelessness, 2013. Published in November 2014.

³ Department of Health and Human Services, "Program Information Report Data 2013", Office of Head Start, Administration of Children and Families, 2014.

⁴ Department of Education, "Education for Homeless Children and Youth Program School Years 2010-2011 through 2012-2013 Consolidated State Performance Report," National Center for Homeless Education, 2013.

A Look at Early Childhood Homelessness Wyoming



TOTAL CHILDREN
POPULATION UNDER 6
in 2013:

46,284¹

ESTIMATED NUMBER OF
CHILDREN UNDER AGE 6
IDENTIFIED as HOMELESS:

1,080²

CHILDREN UNDER AGE 6
EXPERIENCING
HOMELESSNESS:

1 in 43 CHILDREN



NUMBER OF CHILDREN
EXPERIENCING HOMELESSNESS
SERVED BY PROGRAMS

Head Start and Early Head Start **240³**
(Total Cumulative Enrollment in Head Start/Early Head Start 2,553)

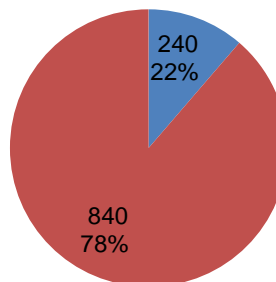
EHCY (McKinney-Vento Homeless Assistance Act) **0⁴**

Child Care Development Fund **Available in 2017**

HUD Homelessness Early Childhood data by State (HMIS)
Not Available by State

Maternal, Infant, and Early Childhood Home Visiting **Planning for 2017**

CHILDREN IN EARLY
LEARNING PROGRAMS



■ Known Served by
HS, EHS and
McKinney-Vento
■ Unserved Homeless

STATE STATISTICS &
STATE EFFORTS

- Nearly 19 percent of children 18 and under lived in households that lacked access to adequate food in 2013 (Children's Defense Fund).
- About one in five children (21.4 percent) under 6 years old lived below the Federal Poverty Level in 2013.
- In the reauthorization of Head Start by the Improving Head Start for School Readiness Act of 2007 (Public Law 110-134), age-eligible children whose families are determined to be homeless are categorically eligible for Head Start and Early Head Start programs. Wyoming has 72 Early Head Start-Child Care Partnership and Expansion (EHS-CCP) slots that could expand necessary assistance to homeless children.
- Wyoming is considered to have a separate Children's Health Insurance Program, however it technically has a combination of Medicaid expansion and a separate program. Current Medicaid covers children under ages 6 up to 154 percent of Federal Poverty Level (FPL). Children's Health Insurance Program covers children up to 200 percent of FPL (CMS).



¹ United States Census Bureau/American FactFinder, "B17024: AGE BY RATIO OF INCOME TO POVERTY LEVEL IN THE PAST 12 MONTHS," 2013 American Community Survey, U.S. Census Bureau's American Community Survey Office, 2013.

² Bassuk, et al., "America's Youngest Outcasts: A Report Card on Child Homelessness," The National Center on Family Homelessness, 2013. Published in November 2014.

³ Department of Health and Human Services, "Program Information Report Data 2013", Office of Head Start, Administration of Children and Families, 2014.

⁴ Department of Education, "Education for Homeless Children and Youth Program School Years 2010-2011 through 2012-2013 Consolidated State Performance Report," National Center for Homeless Education, 2013.



Appendix 1 – Definition of Homelessness

Federal Definitions

Homelessness is defined in a number of different ways. Below are Federal definitions and key terms that are used when talking about homeless children and youths.

The U.S. Department of Education (ED)

Subtitle VII-B of the McKinney-Vento Homeless Assistance Act defines *homeless* as follows:

The term "homeless children and youths"—

- A. means individuals who lack a fixed, regular, and adequate nighttime residence (within the meaning of section 103(a)(1) of this title); and
- B. includes—
 - i. children and youths who are sharing the housing of other persons due to loss of housing, economic hardship, or a similar reason; are living in motels, hotels, trailer parks, or camping grounds due to the lack of alternative adequate accommodations; are living in emergency or transitional shelters; are abandoned in hospitals; or are awaiting foster care placement;
 - ii. children and youths who have a primary nighttime residence that is a public or private place not designed for or ordinarily used as a regular sleeping accommodation for human beings (within the meaning of section 103(a)(2)(C) of this title);
 - iii. children and youths who are living in cars, parks, public spaces, abandoned buildings, substandard housing, bus or train stations, or similar settings; and
 - iv. migratory children (as such term is defined in section 6399 of title 20) who qualify as homeless for the purposes of this subtitle because the children are living in circumstances described in clauses (i) through (iii).

42 U.S.C. § 11434a(2)

Both the Individuals with Disabilities Act (IDEA) and the Improving Head Start for School Readiness Act follow this Department of Education definition for services for young children.

The U.S. Department of Housing and Urban Development (HUD)

HUD defines homelessness for their program into four categories. The categories are:

Category 1: Literally Homeless

Individual or family who lacks a fixed, regular, and adequate nighttime residence, meaning:

- (i) Has a primary nighttime residence that is a public or private place not meant for human habitation;
- (ii) Is living in a publicly or privately operated shelter designated to provide temporary living arrangements (including congregate shelters, transitional housing, and hotels



Appendix 1 – Definition of Homelessness

- and motels paid for by charitable organizations or by federal, state and local government programs); or
- (iii) Is exiting an institution where (s)he has resided for 90 days or less and who resided in an emergency shelter or place not meant for human habitation immediately before entering that institution

Category 2: Imminent Risk of Homelessness

Individual or family who will imminently lose their primary nighttime residence, provided that:

- (i) Residence will be lost within 14 days of the date of application for homeless assistance;
- (ii) No subsequent residence has been identified; and (iii) the individual or family lacks the resources or support networks needed to obtain other permanent housing

Category 3: Homeless under other Federal statutes

Unaccompanied youth under 25 years of age, or families with children and youth, who do not otherwise qualify as homeless under this definition, but who:

- (i) Are defined as homeless under the other listed federal statutes;
- (ii) Have not had a lease, ownership interest, or occupancy agreement in permanent housing during the 60 days prior to the homeless assistance application;
- (iii) Have experienced persistent instability as measured by two moves or more during in the preceding 60 days; and
- (iv) Can be expected to continue in such status for an extended period of time due to special needs or barriers

Category 4: Fleeing/Attempting to Flee Domestic Violence

Any individual or family who:

- (i) Is fleeing or attempting to flee their housing or the place they are staying because of domestic violence, dating violence, sexual assault, stalking, or other dangerous or life-threatening conditions related to violence that has taken place in the house or has made them afraid to return to the house, including:
- Trafficking
 - Physical abuse
 - Violence (or perceived threat of violence) because of the youth's sexual orientation;
- (ii) Has no other residence; and
- (iii) Lacks the resources or support networks to obtain other permanent housing.



HEAD START

Head Start, administered by the Office of Head Start (OHS) at the Administration for Children and Families is a comprehensive child development program that serves children from birth to age five, pregnant women, and their families. It is a child-focused, multi-generational program with the overall goal of increasing the school readiness of young children in low-income families. The children of families experiencing homelessness are categorically eligible for Head Start and are identified and prioritized for enrollment. The children of families experiencing homelessness can apply, enroll and attend while documents are collected in a reasonable time frame. Head Start directly serves children experiencing homelessness from birth to five years old and provides children and their families with services related to nutrition, developmental, medical and dental screenings, immunizations, mental health and social services referrals, family engagement, and in some cases transportation.

Head Start was reauthorized by the Improving Head Start for School Readiness Act of 2007 (Public Law 110-134). In this reauthorization, age-eligible children whose families are determined to be homeless are categorically eligible for Head Start and Early Head Start programs. Many Head Start grantees serve families experiencing homelessness through home-based and center-based programs, both of which provide many supportive services to children and families regardless of their living circumstances.

EARLY HEAD START-CHILD CARE PARTNERSHIP

The Early Head Start-Child Care Partnerships (EHS-CCP) and Expansion program is a competitive grant opportunity to support the partnering of Early Head Start programs with local child care providers. Under EHS-CCP, new or existing Early Head Start grantees partner with regulated center-based or family child care providers serving infants and toddlers from low-income families while agreeing to meet the Head Start Program Performance Standards. The purpose of this program is to expand high quality early learning opportunities to infants and toddlers through EHS-CC Partnerships. Children who are experiencing homelessness may be able to receive assistance through this project.

CHILD CARE AND DEVELOPMENT FUND

The Child Care and Development Fund (CCDF), administered by the Office of Child Care (OCC) at the Administration for Children and Families, is a Federal and State partnership that promotes family economic self-sufficiency and helps children succeed in school and life through affordable, high-quality early care and afterschool programs. Subsidized child care services are available to eligible families through certificates (vouchers), or grants and contracts with providers. Nearly 1.5 million children receive a child care subsidy from the CCDF program every month.

As a block grant, this program offers States, territories, and tribes significant flexibility in designing their CCDF policies, including the ability to define eligibility and prioritize resources. OCC encourages



Appendix 2 – Early Childhood Programs

States to leverage this flexibility to offer access to the most vulnerable populations, including families experiencing homelessness.

On November 19, 2014, the President signed the Child Care and Development Block Grant (CCDBG) Act of 2014, which authorizes the Child Care and Development Fund. The law, which Congress passed with strong bipartisan support, reauthorizes the child care program for the first time since 1996 and represents an historic re-envisioning of the CCDF program. This reauthorization of CCDF includes significant changes in defining health and safety requirements for child care providers, outlining family-friendly eligibility policies, expanding quality improvement efforts, and ensuring parents and the public have transparent information about the child care choices available to them. One of these changes is requiring States to report whether children receiving assistance are homeless children. Collecting this data will be important for tracking performance on serving children and families who are experiencing homelessness.



Appendix 3 – Data Sources and Methodology

The 50-state profile compiles data and information from multiple sources with a purpose of ensuring that young children who are experiencing homelessness have access to high quality education and care. Due to the importance of the early childhood period, the 50-state profile predominantly focuses on children under the age of 6. However, when data for under age 6 was not available, data sources that include 18 years of age and under are used. Data links are also listed below.

Data Sources

- **The National Center on Family Homelessness Data on Early Childhood Homelessness**
The National Center on Family Homelessness uses U.S. Department of Education McKinney-Vento 2013 Educational Data to estimate the number of young children who are experiencing homelessness. Because the most current research estimates that 51% of the total number of homeless children are under the age of 6 (Samuels, Shinn & Buckner, 2010; HUD, 2009), the ED count of K-12 homeless children represents 49% of the total number of homeless children. Using the AIR methodology described in the link below, this project takes AIR's 2012-2013 number for the total number of all children (18 years and under) experiencing homelessness in each state, and multiplies this number by .51 to provide an estimate of the number of children under 6 who experienced homelessness. For more information about the methodology, please visit: <http://www.homelesschildrenamerica.org/mediadocs/282.pdf>
- **Education for Homeless Children and Youth Program (ED)**
Data used for this project are from data submitted by public local educational agencies (LEAs) for the School Years 2010-2011 thru 2012-2013 Consolidated State Performance Report (CSPR). Data are included for both grantee and non-grantee LEAs and represent a full school year of data. Children who are “enrolled” in the program are also considered served. Students are considered “served” if they received assistance as a result of the LEA's receipt of McKinney-Vento grant funds. For more information about the methodology of the CSPR, please visit: <http://www2.ed.gov/admins/lead/account/consolidated/index.html>

It is important to note that this project uses student enrolled data for ages 3 – 5. Since there was no data available for 0 – 2 ages “enrolled” for FY12-13, children “served” data was used for this age group.
- **Head Start and Early Head Start (HHS):**
Data submitted by Head Start, Early Head Start and Tribal and Migrant Head Start grantees are collected using the Program Information Report (PIR) and represent a full program year of data for 2013. Children enrolled in the program are also considered served. Since Head Start and Early Head Start grants go directly to the local and community level, the profile project



Appendix 3 – Data Sources and Methodology

aggregates community level data to state level for the purpose of the profile. <http://eclkc.ohs.acf.hhs.gov/hslc/data/pir>

EHS-CCP data includes the number of grants, partnership slots, expansion slots, total enrollment, state enrollment and amount of funding awarded. This new data released in 2015 is included in the profile project as a resource as communities plan services for infants and toddlers experiencing homelessness. <http://www.acf.hhs.gov/programs/ecd/early-learning/ehs-cc-partnerships/grant-awardees>

- **United States Census Bureau American Community Survey :**
American Community Survey data for 2013 by age ratio of income is used for total children population under the age of 6. <http://www.census.gov/programs-surveys/acs>
- **Center for Medicare and Medicaid Services data (CMS):**
Children’s Health Insurance Program information on income eligibility is used for state efforts/statistics for children’s health coverage. <http://www.medicaid.gov/medicaid-chip-program-information/program-information/downloads/medicaid-and-chip-eligibility-levels-table.pdf> See the map Children’s Health Insurance Program Plan Activity as of May 1, 2015 at <http://www.medicaid.gov/chip/downloads/chip-map.pdf>
- **Child and Adult Care Food Program (CACFP)**
The Department of Agriculture, Office of Child Nutrition collects data on the Child and Adult Care Food Program (CACFP) and the average number of children who receive meals while temporarily residing in the emergency shelters during Fiscal Year 2014. This data is a different program year than other data presented in the profiles. In addition, this number includes children under the age of 18. <http://www.fns.usda.gov/cacfp/meals-emergency-shelters>
- **Children’s Defense Fund**
This profile uses information on food security from the Children’s Defense Fund from 2013 as part of state efforts and statistics. <http://www.childrensdefense.org/library/data/state-data-repository/children-in-the-states-2013.html>
- **United States Department of Housing and Urban Development (HUD)**
Data is submitted by grantees to HUD via the Annual Performance Report (APR), with all data to be submitted no later than 30 days after the close of the program year. Due dates are dictated by the terms of each program's grant contract with HUD. Individual grantees submit APR data directly to HUD and individual Continuum of Care programs may use HMIS that are not compatible with other HMIS. As a result, HUD APR data may include duplicate data. To learn more about the APR, please visit <https://www.hudexchange.info/e-snaps/guides/apr>



Appendix 3 – Data Sources and Methodology

For more information about data resources, please visit following websites:

The National Center on Family Homelessness Data on Early Childhood Homelessness

<http://www.homelesschildrenamerica.org/mediadocs/282.pdf>

Education for Homeless Children and Youth Program (ED)

<http://www2.ed.gov/admins/lead/account/consolidated/index.html>

Head Start and Early Head Start (HHS)

<http://eclkc.ohs.acf.hhs.gov/hslc/data/pir>

Early Head Start-Child Care Partnership (EHS-CCP)

<http://www.acf.hhs.gov/programs/ecl/early-learning/ehs-cc-partnerships/grant-awardees>

United States Census Bureau American Community Survey

<http://www.census.gov/programs-surveys/acs>

Center for Medicare and Medicaid Services data (CMS)

<http://www.medicaid.gov/medicaid-chip-program-information/program-information/downloads/medicaid-and-chip-eligibility-levels-table.pdf>

Child and Adult Care Food Program (CACFP)

<http://www.fns.usda.gov/cacfp/meals-emergency-shelters>

Children's Defense Fund

<http://www.childrensdefense.org/library/data/state-data-repository/children-in-the-states-2013.html>



Methodology

The Education for Homeless Children and Youth Program significantly undercounts or does not include children under age 3. To adequately estimate the population who are experiencing homelessness, the 50-state profile employs the formula that National Center for Family Homelessness used in “America’s Youngest Outcasts: A Report Card on Child Homelessness¹”. Based on many studies and HUD’s data on this population (Samuels, Shinn & Buckner, 2010; HUD, 2009), 51 percent of the total number of children who are experiencing homelessness are under the age of 6. Therefore, the number count of K-12 in the Education for Homeless Children and Youth Program data represents 49 percent of total number of children who are experiencing homelessness. Given this information, a ratio to calculate the total number of children who are experiencing homelessness in each state, and estimated number of children who are experiencing homelessness under the age of 6 can be deduced. Following is the illustration of the estimation:

Total number of children who are experiencing homelessness \times (49/100) = Number of K-12 children who are experiencing homelessness

Total number of children who are experiencing homelessness \times (49/100) = 1,216,934

Therefore, the total number of children who are experiencing homelessness is 2,483,539 in the U.S, and the number of children who are experiencing homelessness under the age of 6 is 1,266,605. Employing the same method, the profile obtains the count for children who are experiencing homelessness under the age of 6 for each state.

Using this AIR methodology, this project takes AIR’s 2012-13 number for the total number of all children (18 and under) experiencing homelessness in each state, and multiplies this number by (51/100), to provide an estimate of the number of children under age 6 who experienced homelessness in a given state in 2012-13.

By dividing the total number of children under the age of 6 using US Census American Community Survey 1-year estimate data for 2013 (23,535,026), the profile finds that one in eleven children under the age of 6 was experiencing homelessness in 2013.

¹ Bassuk, et al., “America’s Youngest Outcasts: A Report Card on Child Homelessness,” The National Center on Family Homelessness, 2013. Published in November 2014.



The Department of Education(ED) data is used as a primary source for estimating the total population of children who are experiencing homelessness under the age of 6 because it comprehensively assesses the number of children who are experiencing homelessness by state. All school districts are required to report complete data sets; however not all school districts provided the data sets. Moreover, data includes children who are enrolled in public schools only. Because of these reasons, the estimated count for the total population of children who are experiencing homelessness under the age of 6 is significantly undercounted.

Although Head Start and Early Head Start data serving children who are experiencing homelessness is available for the estimation, the data is collected at the local level; therefore there are limitations to estimating the number of children who are experiencing homelessness by state. As discussed previously, the data contained in these profiles may include duplicate data.

Despite these limitations, the ED data is the best data available nationally for the purpose of developing state profiles on early childhood homelessness. Efforts to improve data on early childhood homelessness may be possible with the new provision in the reauthorization of the Child Care Development Block Grant for collecting data on children and families who are experiencing homelessness.

