

DEPARTMENT OF THE INTERIOR  
BUREAU OF EDUCATION

BULLETIN, 1920, No. 3

# PRIVATE HIGH SCHOOLS AND ACADEMIES, 1917-18

PREPARED BY THE STATISTICAL DIVISION  
OF THE BUREAU OF EDUCATION  
UNDER THE SUPERVISION OF H. R. BONNER  
COLLECTOR AND COMPILER OF STATISTICS

[Advance sheets from the Biennial Survey of Education in  
the United States, 1916-1918]



WASHINGTON  
GOVERNMENT PRINTING OFFICE  
1920

## PRIVATE HIGH SCHOOLS AND ACADEMIES, 1917-18.

CONTENTS.—Schools—Length of course and term—Instructors—Students—Amount of schooling offered—Graduates—Military drill—Property—Income—Four-year high schools—Statistical tables.

### SCHOOLS INCLUDED.

The schools represented in this chapter are either private secondary schools or schools ranking higher than secondary schools but not offering a four-year collegiate course or not classed as junior colleges. Only a very small percentage of them offer any work beyond the secondary grades. A large number offer elementary as well as secondary work; in fact, the number of elementary pupils exceeds the number of secondary students, as will be noted in Table 6. The statistics in this chapter, however, relate only to private *secondary* schools unless elementary schools are specifically designated. The private secondary schools offering only a commercial course have been included in the report on private commercial and business schools. About 60 schools, formerly included in this chapter, have been transferred to the chapter on commercial schools, thereby tending to reduce the list of schools represented herein. No school has been included which does not enroll at least 10 secondary students.

### NUMBER OF SCHOOLS REPORTING.

The number of private secondary schools reporting since 1900 shows considerable variation, as will be noted in figure 1. It is doubtful if the total number of such schools in the United States has decreased during any interval represented in the graph. There was apparently a rapid decrease from 1900 to 1909, but the very abrupt rise in the curve after that date seems to indicate that a decreasing number of schools submitted a report within this period. Many private secondary schools are organized each year, and many go out of existence annually. A frequent and thorough revision of the mailing list maintained by the Bureau of Education is necessary in order to insure comparable returns from year to year. It is evident that a thorough revision of the list was made in the years following 1909. A slight decrease is shown for 1916, and a decided decrease for 1918. It is not possible from the inquiries sent out to ascertain how many of these private secondary schools were closed on account of the war. The greatest number of schools reported in 1915 and the

# BIENNIAL SURVEY OF EDUCATION, 1910-1918.

TABLE 1.—Review of statistics of private high schools and academies, 1900-1918

| Items.                                    | 1900    | 1901    | 1902    | 1903    | 1904    | 1905    | 1906    | 1907   | 1908   | 1909   | 1910    | 1911    | 1912    | 1913    | 1914    | 1915    | 1916    | 1918    |
|---|---------|---------|---------|---------|---------|---------|---------|--------|--------|--------|---------|---------|---------|---------|---------|---------|---------|---------|
| Schools reporting.....                    | 1,978   | 1,862   | 1,835   | 1,660   | 1,606   | 1,627   | 1,628   | 1,434  | 1,309  | 1,301  | 1,781   | 1,979   | 2,044   | 2,168   | 2,190   | 2,248   | 2,203   | 2,088   |
| Instructors:                              |         |         |         |         |         |         |         |        |        |        |         |         |         |         |         |         |         |         |
| Men.....                                  | 4,275   | 4,211   | 4,073   | 4,013   | 4,061   | 4,083   | 4,028   | 3,718  | 3,600  | 3,462  | 4,512   | 4,986   | 5,307   | 5,656   | 5,820   | 5,776   | 5,821   | 5,411   |
| Women.....                                | 5,852   | 5,794   | 5,632   | 5,533   | 5,516   | 5,785   | 5,758   | 5,238  | 4,944  | 5,042  | 6,634   | 7,067   | 7,076   | 7,666   | 8,070   | 8,250   | 8,137   | 8,788   |
| Total.....                                | 10,127  | 10,005  | 9,705   | 9,546   | 9,576   | 9,868   | 9,786   | 8,956  | 8,544  | 8,504  | 11,146  | 12,053  | 12,383  | 13,324  | 13,890  | 14,026  | 13,958  | 14,199  |
| Secondary students:                       |         |         |         |         |         |         |         |        |        |        |         |         |         |         |         |         |         |         |
| Boys.....                                 | 55,734  | 53,813  | 51,636  | 50,434  | 51,599  | 51,779  | 49,106  | 47,804 | 45,862 | 46,495 | 55,474  | 61,298  | 66,742  | 69,542  | 72,871  | 73,298  | 73,215  | 72,238  |
| Girls.....                                | 55,068  | 54,408  | 52,154  | 51,413  | 51,898  | 53,429  | 52,649  | 49,306 | 46,070 | 47,161 | 61,028  | 69,331  | 74,725  | 78,096  | 81,998  | 81,856  | 81,920  | 86,507  |
| Total.....                                | 110,802 | 108,221 | 103,790 | 101,847 | 103,497 | 105,207 | 101,755 | 97,110 | 91,932 | 93,656 | 117,400 | 130,629 | 141,467 | 147,638 | 154,870 | 155,154 | 155,135 | 158,745 |
| Colored students, included above:         |         |         |         |         |         |         |         |        |        |        |         |         |         |         |         |         |         |         |
| Boys.....                                 | 900     | 904     | 1,100   | 968     | 1,094   | 1,013   | 1,066   | 1,202  | 1,200  | 1,261  | 1,408   | 2,291   | 1,817   | 2,268   | 2,372   | 2,222   | 2,634   | 3,088   |
| Girls.....                                | 1,400   | 1,261   | 1,638   | 989     | 1,363   | 1,761   | 1,655   | 1,726  | 1,731  | 1,901  | 2,460   | 3,036   | 3,262   | 3,856   | 4,286   | 4,316   | 4,546   | 6,021   |
| Total.....                                | 2,300   | 2,165   | 2,738   | 1,957   | 2,457   | 2,774   | 2,721   | 2,928  | 2,931  | 3,162  | 3,868   | 5,327   | 5,079   | 6,124   | 6,658   | 6,538   | 7,180   | 9,107   |
| Graduates:                                |         |         |         |         |         |         |         |        |        |        |         |         |         |         |         |         |         |         |
| Boys.....                                 | 6,226   | 6,023   | 5,699   | 5,718   | 5,844   | 6,246   | 6,042   | 5,833  | 5,680  | 5,991  | 6,876   | 7,589   | 8,254   | 8,939   | 9,613   | 10,419  | 10,768  | 10,218  |
| Girls.....                                | 5,960   | 5,658   | 5,817   | 5,848   | 6,394   | 6,401   | 6,386   | 5,837  | 5,596  | 5,875  | 7,533   | 8,675   | 9,622   | 10,104  | 10,660  | 11,866  | 12,223  | 13,614  |
| Total.....                                | 12,186  | 11,681  | 11,516  | 11,566  | 12,238  | 12,647  | 12,428  | 11,700 | 11,276 | 11,866 | 14,409  | 16,264  | 17,876  | 19,043  | 20,273  | 22,285  | 22,991  | 23,832  |
| Military drill:                           |         |         |         |         |         |         |         |        |        |        |         |         |         |         |         |         |         |         |
| Students in.....                          | 8,900   | 9,038   | 9,156   | 9,046   | 9,753   | 8,919   | 8,496   |        |        |        |         |         |         |         |         |         |         |         |
| Schools in.....                           |         |         |         |         |         |         |         |        |        |        |         |         |         |         |         |         |         |         |
| Boys only.....                            |         |         | 333     | 225     | 318     | 327     | 304     | 307    | 300    | 281    | 348     | 388     | 423     | 441     | 444     | 431     | 439     | 390     |
| Girls only.....                           |         |         | 535     | 577     | 497     | 508     | 500     | 479    | 445    | 361    | 511     | 602     | 749     | 782     | 784     | 796     | 767     | 732     |
| Coeducational.....                        |         |         | 967     | 838     | 791     | 762     | 725     | 642    | 578    | 659    | 922     | 989     | 872     | 943     | 971     | 948     | 977     | 686     |
| Enrollment in—                            |         |         |         |         |         |         |         |        |        |        |         |         |         |         |         |         |         |         |
| Boys' schools.....                        | 21,878  | 22,177  | 22,098  | 22,796  | 23,796  | 24,619  | 22,619  | 22,391 | 22,858 | 23,115 | 26,838  | 30,266  | 34,533  | 36,941  | 38,421  | 39,543  | 39,675  | 42,006  |
| Girls' schools.....                       | 25,075  | 25,370  | 25,122  | 27,438  | 27,631  | 27,403  | 26,030  | 24,403 | 26,030 | 27,608 | 31,717  | 34,135  | 43,254  | 45,553  | 46,053  | 46,945  | 46,653  | 45,043  |
| Coeducational schools.....                | 58,297  | 54,300  | 53,659  | 55,989  | 53,655  | 47,316  | 42,744  | 48,996 | 62,245 | 66,246 | 83,676  | 83,676  | 83,676  | 83,676  | 83,676  | 83,676  | 83,676  | 83,676  |
| Students to a school.....                 | 5.1     | 5.1     | 5.3     | 5.0     | 5.1     | 5.1     | 5.1     | 5.1    | 5.1    | 5.1    | 5.1     | 5.1     | 5.1     | 5.1     | 5.1     | 5.1     | 5.1     | 5.1     |
| Students to a teacher.....                | 58.0    | 67.1    | 64.4    | 60.7    | 60.8    | 61.1    | 60.5    | 67.2   | 66.5   | 71.9   | 65.9    | 65.0    | 69.2    | 70.4    | 70.4    | 70.0    | 70.6    | 77.1    |
| Average number of volumes per school..... | 1,372   | 1,342   | 1,422   | 1,266   | 1,305   | 1,381   | 1,300   | 1,270  | 1,120  | 975    | 1,222   | 1,373   | 1,406   | 1,449   | 1,448   | 1,577   | 1,616   | 1,671   |
| Volumes (in thousands).....               | 1,734   | 1,813   | 1,901   | 1,919   | 2,055   | 2,300   | 2,300   | 2,199  | 2,060  | 1,835  | 1,976   | 2,343   | 2,343   | 2,404   | 2,461   | 2,817   | 3,084   | 3,666   |
| Average number of volumes per school..... | 1,264   | 1,331   | 1,370   | 1,516   | 2,265   | 1,709   | 1,673   | 1,731  | 1,844  | 1,882  | 1,617   | 1,710   | 1,668   | 1,659   | 1,699   | 1,786   | 1,877   | 2,122   |

# PRIVATE HIGH SCHOOLS AND ACADEMIES, 1917-1918.

5

TABLE 2.—Review of statistics of private high schools and academies, 1900-1918, as to denominational control.

| Denominations.        | 1900   | 1901   | 1902   | 1903   | 1904   | 1905   | 1906   | 1907   | 1908   | 1909   | 1910   | 1911   | 1912   | 1913   | 1914    | 1915    | 1916    | 1917    | 1918    |
|-----------------------|--------|--------|--------|--------|--------|--------|--------|--------|--------|--------|--------|--------|--------|--------|---------|---------|---------|---------|---------|
| Baptist:              |        |        |        |        |        |        |        |        |        |        |        |        |        |        |         |         |         |         |         |
| Schools.....          | 80     | 80     | 83     | 84     | 86     | 74     | 63     | 61     | 54     | 56     | 74     | 100    | 110    | 114    | 112     | 105     | 101     | 99      | 99      |
| Students.....         | 7,172  | 6,455  | 7,039  | 6,619  | 6,768  | 6,450  | 5,776  | 5,544  | 5,324  | 5,221  | 6,083  | 8,743  | 10,017 | 10,159 | 9,605   | 7,439   | 7,359   | 8,129   | 8,129   |
| Christian:            |        |        |        |        |        |        |        |        |        |        |        |        |        |        |         |         |         |         |         |
| Schools.....          |        |        |        |        |        |        |        |        |        |        |        |        |        |        |         |         |         |         |         |
| Students.....         |        |        |        |        |        |        |        |        |        |        |        |        |        |        |         |         |         |         |         |
| Catholic:             |        |        |        |        |        |        |        |        |        |        |        |        |        |        |         |         |         |         |         |
| Schools.....          | 51     | 45     | 45     | 40     | 40     | 41     | 40     | 36     | 29     | 29     | 45     | 31     | 37     | 33     | 20      | 16      | 17      | 19      | 19      |
| Students.....         | 2,071  | 2,762  | 2,771  | 2,272  | 2,253  | 2,402  | 2,037  | 2,011  | 2,060  | 2,037  | 2,322  | 1,869  | 2,459  | 2,250  | 1,435   | 1,100   | 1,089   | 1,256   | 1,256   |
| Episcopal:            |        |        |        |        |        |        |        |        |        |        |        |        |        |        |         |         |         |         |         |
| Schools.....          | 88     | 88     | 89     | 88     | 80     | 91     | 81     | 71     | 67     | 70     | 71     | 79     | 96     | 106    | 109     | 99      | 85      | 78      | 78      |
| Students.....         | 5,145  | 4,882  | 4,747  | 5,138  | 4,810  | 5,460  | 5,391  | 4,804  | 4,048  | 4,728  | 5,229  | 6,152  | 6,985  | 6,774  | 6,389   | 5,499   | 5,499   | 5,826   | 5,826   |
| Methodist:            |        |        |        |        |        |        |        |        |        |        |        |        |        |        |         |         |         |         |         |
| Schools.....          | 55     | 53     | 53     | 47     | 45     | 46     | 43     | 40     | 36     | 38     | 48     | 44     | 44     | 41     | 37      | 36      | 34      | 36      | 36      |
| Students.....         | 3,428  | 2,709  | 3,146  | 2,833  | 3,063  | 3,526  | 2,737  | 2,135  | 1,980  | 2,812  | 2,243  | 2,841  | 2,942  | 2,832  | 2,680   | 2,444   | 2,362   | 2,269   | 2,269   |
| Presbyterian:         |        |        |        |        |        |        |        |        |        |        |        |        |        |        |         |         |         |         |         |
| Schools.....          | 32     | 31     | 30     | 28     | 28     | 28     | 26     | 25     | 23     | 21     | 42     | 51     | 50     | 50     | 19      | 18      | 19      | 19      | 19      |
| Students.....         | 2,052  | 1,726  | 2,077  | 1,912  | 1,983  | 1,819  | 1,789  | 1,762  | 1,761  | 1,599  | 3,339  | 3,453  | 3,637  | 3,311  | 5,008   | 4,703   | 5,453   | 5,453   | 5,453   |
| Protestant:           |        |        |        |        |        |        |        |        |        |        |        |        |        |        |         |         |         |         |         |
| Schools.....          | 65     | 67     | 79     | 68     | 53     | 60     | 64     | 52     | 48     | 50     | 67     | 69     | 72     | 64     | 70      | 77      | 76      | 69      | 69      |
| Students.....         | 5,522  | 5,384  | 6,856  | 6,267  | 5,599  | 6,328  | 6,353  | 5,356  | 4,612  | 5,182  | 6,007  | 5,751  | 5,776  | 5,021  | 6,308   | 6,506   | 6,496   | 6,367   | 6,367   |
| Other denominations:  |        |        |        |        |        |        |        |        |        |        |        |        |        |        |         |         |         |         |         |
| Schools.....          | 28     | 28     | 31     | 30     | 35     | 36     | 33     | 33     | 20     | 22     | 25     | 33     | 36     | 42     | 40      | 33      | 33      | 26      | 26      |
| Students.....         | 2,863  | 3,202  | 2,710  | 2,332  | 3,212  | 3,035  | 2,179  | 3,336  | 2,702  | 1,910  | 2,281  | 3,292  | 3,858  | 4,029  | 4,278   | 3,011   | 2,907   | 2,900   | 2,900   |
| Non-denominational:   |        |        |        |        |        |        |        |        |        |        |        |        |        |        |         |         |         |         |         |
| Schools.....          | 83     | 92     | 82     | 72     | 76     | 68     | 55     | 59     | 57     | 51     | 67     | 68     | 68     | 72     | 63      | 65      | 68      | 56      | 56      |
| Students.....         | 4,574  | 4,885  | 4,076  | 3,912  | 3,846  | 3,511  | 2,907  | 3,571  | 3,039  | 2,971  | 3,570  | 3,915  | 4,021  | 4,431  | 4,027   | 3,731   | 3,519   | 3,531   | 3,531   |
| Other denominations:  |        |        |        |        |        |        |        |        |        |        |        |        |        |        |         |         |         |         |         |
| Schools.....          | 361    | 361    | 362    | 362    | 347    | 369    | 362    | 364    | 365    | 373    | 365    | 365    | 365    | 365    | 365     | 365     | 365     | 365     | 365     |
| Students.....         | 15,872 | 17,171 | 16,786 | 17,007 | 17,309 | 20,150 | 19,618 | 18,167 | 19,259 | 20,377 | 30,124 | 35,757 | 41,079 | 45,303 | 49,005  | 50,152  | 53,327  | 61,823  | 61,823  |
| Other denominations:  |        |        |        |        |        |        |        |        |        |        |        |        |        |        |         |         |         |         |         |
| Schools.....          | 50     | 54     | 55     | 48     | 50     | 50     | 54     | 45     | 42     | 53     | 84     | 89     | 94     | 117    | 57      | 54      | 51      | 44      | 44      |
| Students.....         | 4,344  | 4,974  | 4,862  | 4,494  | 5,786  | 6,575  | 6,454  | 4,606  | 3,033  | 6,208  | 9,490  | 9,514  | 10,047 | 11,779 | 4,208   | 4,220   | 3,923   | 3,358   | 3,358   |
| Total denominational: |        |        |        |        |        |        |        |        |        |        |        |        |        |        |         |         |         |         |         |
| Schools.....          | 945    | 918    | 923    | 897    | 828    | 883    | 831    | 798    | 747    | 704    | 1,143  | 1,290  | 1,381  | 1,461  | 1,490   | 1,590   | 1,570   | 1,478   | 1,478   |
| Students.....         | 53,634 | 54,189 | 54,110 | 52,808 | 54,318 | 59,256 | 56,146 | 51,536 | 50,431 | 52,435 | 71,147 | 80,364 | 90,598 | 96,730 | 101,329 | 103,626 | 104,490 | 106,004 | 106,004 |
| Non-denominational:   |        |        |        |        |        |        |        |        |        |        |        |        |        |        |         |         |         |         |         |
| Schools.....          | 1,033  | 976    | 912    | 828    | 778    | 744    | 698    | 641    | 573    | 537    | 638    | 699    | 863    | 707    | 710     | 662     | 633     | 590     | 590     |
| Students.....         | 57,173 | 54,041 | 50,574 | 48,911 | 49,089 | 47,951 | 45,800 | 45,574 | 41,231 | 41,201 | 46,253 | 50,256 | 59,579 | 51,513 | 53,528  | 51,215  | 50,649  | 50,772  | 50,772  |



TABLE 3.—Review of statistics of private high schools and academies, 1907-1918—Distribution of students by years and by course of study.

|   | 1907   | 1908   | 1909   | 1910   | 1911    | 1912    | 1913    | 1914    | 1915    | 1916    | 1918    |
|---|--------|--------|--------|--------|---------|---------|---------|---------|---------|---------|---------|
| <b>Students in first year:</b>              |        |        |        |        |         |         |         |         |         |         |         |
| Boys.....                                   | 11,008 | 13,528 | 14,445 | 17,680 | 19,851  | 21,653  | 22,782  | 23,674  | 23,745  | 23,887  | 26,633  |
| Girls.....                                  | 10,848 | 13,233 | 14,677 | 19,395 | 22,001  | 23,919  | 25,686  | 26,939  | 26,921  | 27,244  | 31,510  |
| Total.....                                  | 21,856 | 26,761 | 29,122 | 37,075 | 41,852  | 45,572  | 48,468  | 50,613  | 50,666  | 51,131  | 58,143  |
| Per cent.....                               | 33.1   | 33.6   | 34.4   | 35.2   | 34.7    | 34.9    | 34.9    | 34.8    | 34.4    | 34.3    | 36.6    |
| <b>Students in second year:</b>             |        |        |        |        |         |         |         |         |         |         |         |
| Boys.....                                   | 9,223  | 11,011 | 11,523 | 13,851 | 15,460  | 16,619  | 17,511  | 18,597  | 18,622  | 18,661  | 18,500  |
| Girls.....                                  | 8,287  | 10,392 | 11,197 | 15,285 | 17,066  | 18,473  | 19,671  | 20,421  | 20,474  | 21,045  | 22,251  |
| Total.....                                  | 17,510 | 21,403 | 22,720 | 29,136 | 32,526  | 35,092  | 37,182  | 39,018  | 39,096  | 39,706  | 40,751  |
| Per cent.....                               | 26.5   | 26.9   | 26.9   | 27.1   | 26.9    | 26.8    | 26.8    | 26.8    | 26.9    | 26.6    | 25.7    |
| <b>Students in third year:</b>              |        |        |        |        |         |         |         |         |         |         |         |
| Boys.....                                   | 7,737  | 8,827  | 9,119  | 10,812 | 12,222  | 12,941  | 13,726  | 14,159  | 14,227  | 14,469  | 14,263  |
| Girls.....                                  | 7,050  | 8,554  | 8,967  | 11,881 | 13,479  | 14,394  | 15,045  | 15,914  | 15,997  | 15,976  | 16,733  |
| Total.....                                  | 14,787 | 17,381 | 18,086 | 22,693 | 25,701  | 27,335  | 28,821  | 30,073  | 30,224  | 30,445  | 31,016  |
| Per cent.....                               | 22.4   | 21.9   | 21.3   | 21.2   | 21.3    | 20.9    | 20.7    | 20.6    | 20.6    | 20.4    | 19.5    |
| <b>Students in fourth year:</b>             |        |        |        |        |         |         |         |         |         |         |         |
| Boys.....                                   | 6,141  | 6,985  | 7,327  | 8,251  | 9,664   | 10,567  | 11,395  | 12,219  | 12,721  | 12,955  | 12,842  |
| Girls.....                                  | 5,825  | 7,024  | 7,497  | 9,423  | 11,034  | 12,202  | 13,078  | 13,750  | 14,387  | 14,964  | 15,993  |
| Total.....                                  | 11,966 | 14,009 | 14,824 | 17,674 | 20,698  | 22,769  | 24,473  | 25,969  | 27,106  | 27,939  | 28,835  |
| Per cent.....                               | 18.0   | 17.6   | 17.4   | 16.5   | 17.1    | 17.4    | 17.6    | 17.8    | 18.4    | 18.7    | 18.2    |
| <b>Academic course:</b>                     |        |        |        |        |         |         |         |         |         |         |         |
| Schools reporting.....                      |        |        |        |        | 1,979   | 2,044   | 2,168   | 2,199   | 2,248   | 2,203   | 2,019   |
| Students.....                               |        |        | 63,193 | 70,302 | 113,239 | 121,296 | 126,380 | 132,115 | 136,264 | 137,303 | 132,621 |
| <b>Commercial course:</b>                   |        |        |        |        |         |         |         |         |         |         |         |
| Schools reporting.....                      |        |        |        |        | 614     | 603     | 704     | 723     | 762     | 748     | 872     |
| Students.....                               |        |        |        |        | 11,956  | 14,173  | 15,940  | 17,457  | 17,706  | 17,229  | 23,801  |
| <b>Technical or manual training course:</b> |        |        |        |        |         |         |         |         |         |         |         |
| Schools reporting.....                      |        |        |        |        | 102     | 117     | 138     | 122     | 204     | 168     | 194     |
| Students.....                               |        |        |        |        | 3,502   | 4,033   | 4,583   | 4,333   | 5,644   | 4,927   | 5,780   |
| <b>Teacher training course:</b>             |        |        |        |        |         |         |         |         |         |         |         |
| Schools reporting.....                      |        |        |        |        | 259     | 268     | 265     | 268     | 292     | 280     | 281     |
| Students.....                               |        |        |        |        | 5,246   | 5,819   | 5,620   | 6,094   | 5,952   | 6,006   | 6,208   |
| <b>Agricultural course:</b>                 |        |        |        |        |         |         |         |         |         |         |         |
| Schools reporting.....                      |        |        |        |        | 100     | 96      | 117     | 124     | 253     | 198     | 152     |
| Students.....                               |        |        |        |        | 2,188   | 2,203   | 2,327   | 2,346   | 4,440   | 3,824   | 3,623   |
| <b>Home economics course:</b>               |        |        |        |        |         |         |         |         |         |         |         |
| Schools reporting.....                      |        |        |        |        | 186     | 203     | 288     | 276     | 511     | 379     | 411     |
| Students.....                               |        |        |        |        | 5,028   | 5,642   | 7,312   | 7,133   | 11,507  | 8,447   | 12,145  |

\* This is the only year in which all schools reported enrollment by years in the course.

smallest number in 1909. The total number reporting in 1900 was 1,978, and the number reporting in 1918 was 2,058. Considering only the number of schools reporting in 1900 and 1915 (a period unaffected by war conditions), there was an increase of 270 schools, or almost 14 per cent.

Prior to 1902 no data were collected as to the number of schools open exclusively for boys or for girls, or as to the number which were coeducational. The three lower curves in figure 1 show the number of schools of each type reporting each year since that date (except in 1917, when no reports were solicited). In 1902, 53 per cent of the schools were coeducational, but in 1918 only 45 per cent were coeducational. In 1902, the number of girls' schools was only 29 per cent of the total number, but in 1918 they constituted 36 per cent of the total. Within the same period the percentage of boys' schools increased only from 18 to 19 per cent. In other words, within the

last 16 years the percentage of coeducational private high schools and academies has decreased 15 per cent; the percentage of such schools exclusively for girls has increased 24 per cent; and the percentage exclusively for boys has remained practically the same, the increase being only a little over 5 per cent. The validity of these percentages is based on the assumption that the same relative percentage of each of the three types of schools in the United States reported in 1902

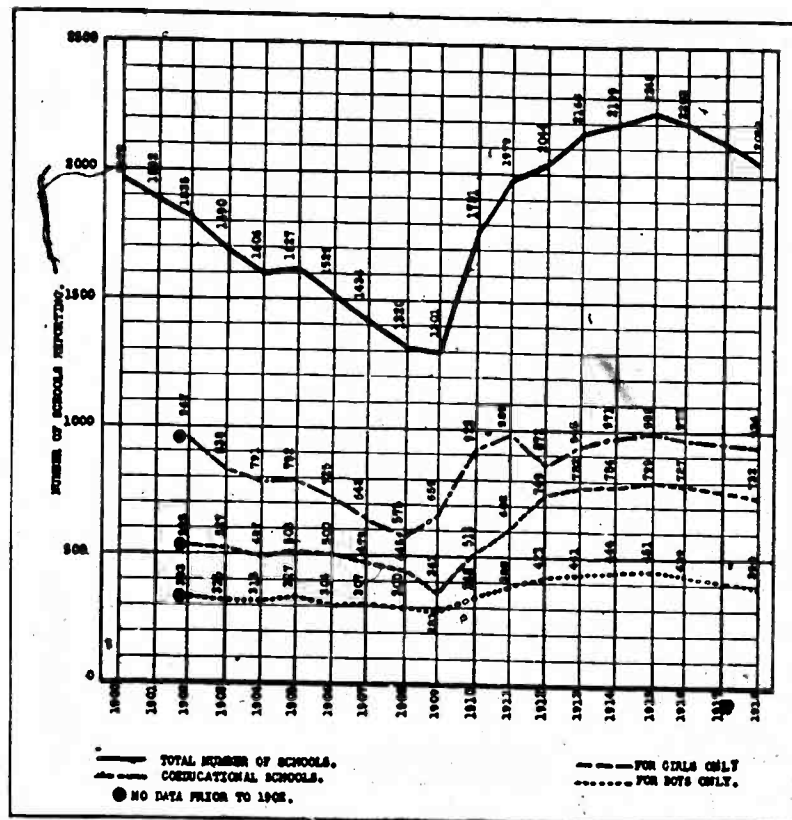


FIG. 1.—Number of private high schools and academies reporting, 1900-1918.

and in 1918. Since 1915, the year in which the greatest number of schools reported, each type of school shows about the same proportional rate of decrease.

#### DENOMINATIONAL AND NONSECTARIAN SCHOOLS.

A casual inspection of figure 2 reveals the fact that the nonsectarian private high schools and academies have gradually decreased. The abrupt rise in the upper curve in figure 1 in the period 1910 to 1915 is due almost wholly to the increase in the number of denominational

schools reporting. In 1900, over 52 per cent of all private secondary schools were nonsectarian, while in 1918 only 28 per cent of such schools were nonsectarian. In other words, there are now only about half as many nonsectarian private secondary schools as there were 18 years ago, while the number of schools controlled by church organizations has increased over 56 per cent.

A review of the chronological statistics summarized in Table 2 shows that this increase has been due very largely to the increase in the number of Roman Catholic schools, and to a much smaller

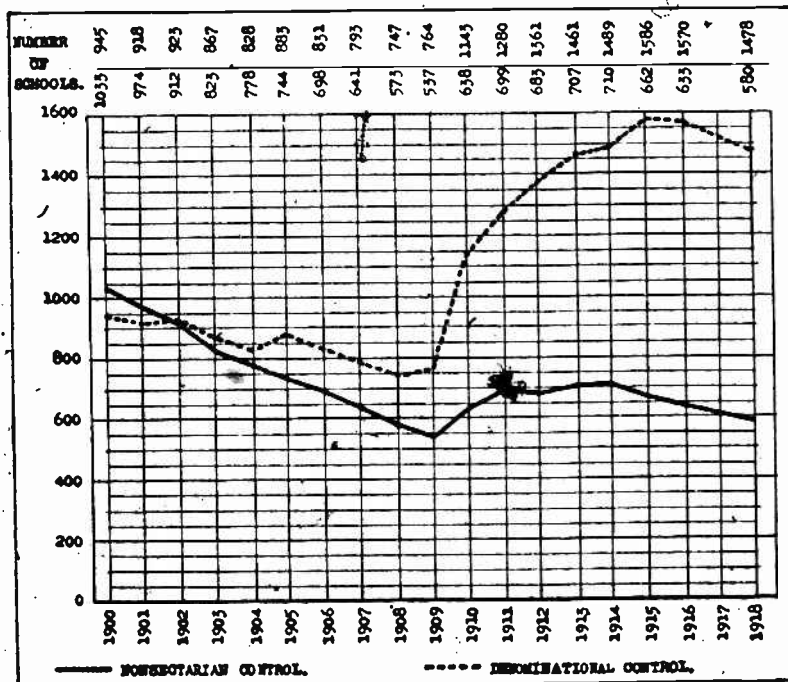


FIG. 2.—Denominational and nonsectarian private high schools and academies, 1900-1918.

extent to the increase in the number of Lutheran schools. Within this period the number of Roman Catholic schools has increased from 361 to 940, and the number of Lutheran schools from 32 to 53. The number of Baptist schools also has increased very slightly. All other private secondary denominational schools for which statistics are available during this entire period show decreases.

#### SIZE OF SCHOOLS.

The distribution of private high schools and academies, according to the number of secondary students enrolled in each, is shown graphically in figure 3. The largest group of schools enrolls fewer than

50 students, 990 schools falling in this group, or 48 per cent of the total number. The next largest group, enrolling from 51 to 100 students, includes 611 schools, or almost 30 per cent of the total number. Altogether, 467 schools enroll over 100 students. Three of these schools enroll over 1,000 students, as indicated by the last

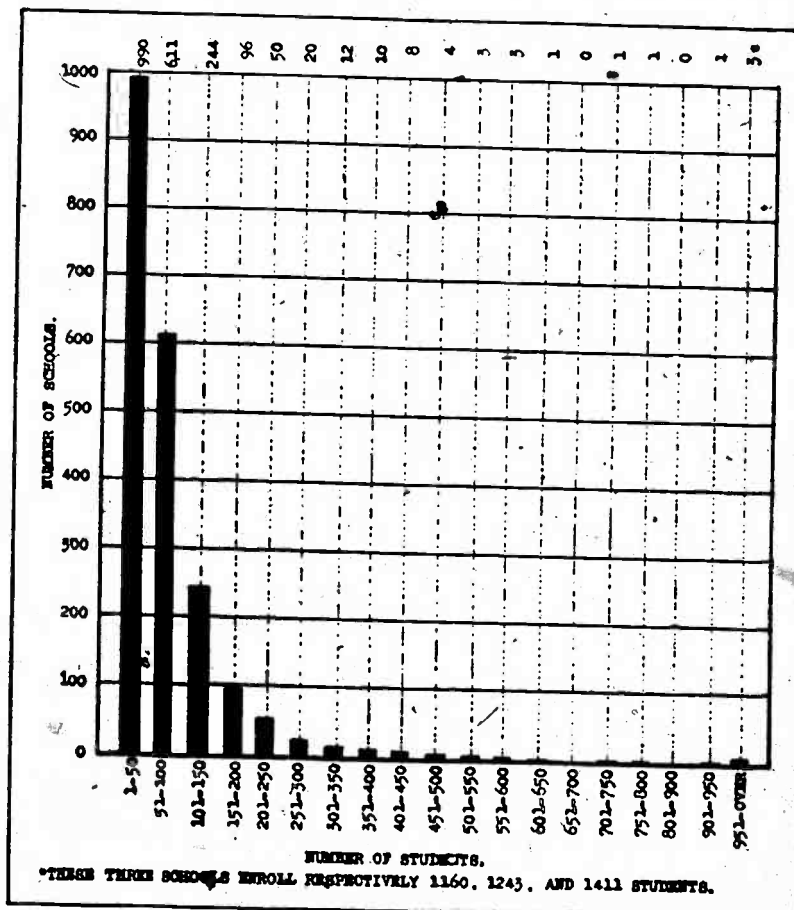


FIG. 3.—Distribution of private high schools and academies according to the number of students enrolled, 1917-18.

vertical bar in the diagram. Certain detailed statistics of all schools enrolling 100 students or more are given in Tables 28 and 29.

The central tendency with reference to the size of schools may be indicated by the arithmetical average, the median, and the mode. The average enrollment in all schools reporting is 77 students. The median enrollment is 53 students. In other words, as many schools have more than 53 students as have fewer than that number.



Half the schools have from 30 students (first quartile) to 94 students (third quartile). One-fourth of the schools have fewer than 30 students, and another one-fourth have more than 94 students. More schools enroll 40 students than any other single number (mode).

#### PERCENTAGE DISTRIBUTION OF STUDENTS.

From figure 4 it is possible to ascertain the percentage of students in any given percentage of schools and vice versa. For example, 20 per cent of the schools enroll 50 per cent of the students, and 50 per cent of the schools enroll almost 80 per cent of the students. Conversely, 20 per cent of the students are enrolled in about 5 per cent of the schools, etc. If the enrollment in each school were the same, the "curve of actual distribution" would follow the "line of equal distribution." The bowing of the curve of actual distribution away from the line of equal distribution indicates the degree of inequality in the distribution of students.

TABLE 4.—Method used in securing the data used in the construction of figure 4.

| Groups.    | Per cent of schools in each group. | Accumulated per centages of schools. | Enrollment in schools of each group. | Per cent of total enrollment in each group. | Accumulated per centages of enrollment. |
|------------|------------------------------------|--------------------------------------|--------------------------------------|---|---|
| 1          | 2                                  | 3                                    | 4                                    | 5   | 6                                       |
| 1.....     | 5                                  | 5                                    | 33,652                               | 21.2  | 21.2                                    |
| 2.....     | 5                                  | 10                                   | 19,880                               | 12.5  | 33.7                                    |
| 3.....     | 5                                  | 15                                   | 14,441                               | 9.1   | 42.8                                    |
| 4.....     | 5                                  | 20                                   | 11,764                               | 7.4   | 50.2                                    |
| 5.....     | 5                                  | 25                                   | 10,406                               | 6.6   | 56.8                                    |
| 6.....     | 5                                  | 30                                   | 9,004                                | 5.6   | 62.4                                    |
| 7.....     | 5                                  | 35                                   | 7,940                                | 5.0   | 67.4                                    |
| 8.....     | 5                                  | 40                                   | 7,107                                | 4.4   | 71.8                                    |
| 9.....     | 5                                  | 45                                   | 6,323                                | 4.0   | 75.8                                    |
| 10.....    | 5                                  | 50                                   | 5,197                                | 3.3   | 79.1                                    |
| 11.....    | 5                                  | 55                                   | 4,909                                | 3.2   | 82.3                                    |
| 12.....    | 5                                  | 60                                   | 4,740                                | 3.1   | 85.4                                    |
| 13.....    | 5                                  | 65                                   | 4,316                                | 2.7   | 88.1                                    |
| 14.....    | 5                                  | 70                                   | 3,895                                | 2.5   | 90.6                                    |
| 15.....    | 5                                  | 75                                   | 3,560                                | 2.3   | 92.9                                    |
| 16.....    | 5                                  | 80                                   | 3,098                                | 2.0   | 94.9                                    |
| 17.....    | 5                                  | 85                                   | 2,818                                | 1.8   | 96.7                                    |
| 18.....    | 5                                  | 90                                   | 2,406                                | 1.4   | 98.1                                    |
| 19.....    | 5                                  | 95                                   | 1,912                                | 1.2   | 99.3                                    |
| 20.....    | 5                                  | 100                                  | 1,208                                | .7  | 100.0                                   |
| Total..... | 100                                |                                      | 158,745                              | 100.0                                       |   |

#### LENGTH OF COURSE AND TERM.

Figure 5 shows the distribution of private high schools and academies according to the length of course offered and according to the length of the term in days. Over 85 per cent of the schools offer a four-year course; over 7 per cent, a three-year course; almost 4 per cent, a two-year course; and 3.5 per cent, a one-year course. The number of schools offering a four-year course is almost six times as great as the combined number offering a one, two, or three year course.

Less than 10 per cent of the four-year schools have a term of 160 days, or fewer. Over 40 per cent of these schools have a term exceeding 180 days. About half of them have a term of 161 to 180 days. Similar computations can be made for one, two, and three-year schools.

One significant feature of the figure is that the shorter the course offered, the greater the percentage of schools having the short term

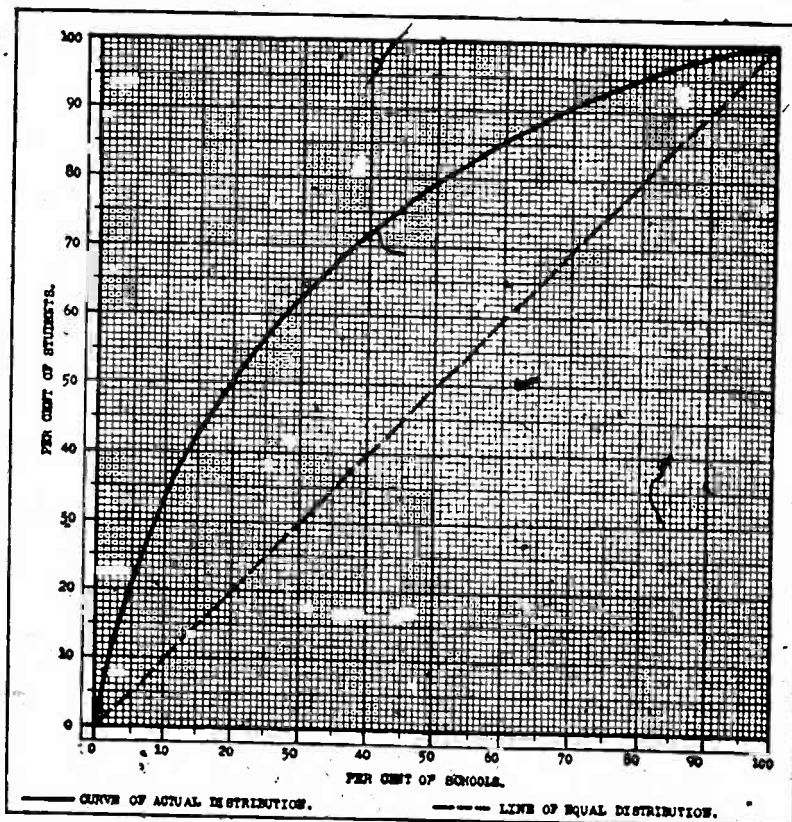


FIG. 4.—Percentage of students enrolled in any desired percentage of schools, 1917-18. To read the curve from the base line, follow the vertical line to the curve of actual distribution. Find the point on the vertical scale corresponding to this intersection. In a similar way the curve may be read from the vertical scale.

of 140 days or fewer. This figure should be compared with the corresponding one for public high schools in another chapter.

If the four groups of schools having one, two, three, and four year courses are combined, it is found that 1.1 per cent of all private secondary schools have a term of 140 days, or fewer; 9.5 per cent, 141 to 160 days; 47.9 per cent, 161 to 180 days; 23.8 per cent, 181 to 200 days; and 12.7 per cent, over 200 days.

## INSTRUCTORS.

The curve representing the total number of instructors in figure 6 has the same general outline as the curve for the total number of schools reporting in figure 1. The decrease from 1900 to 1909 is not so rapid, however, and after 1916 the curve for instructors shows an

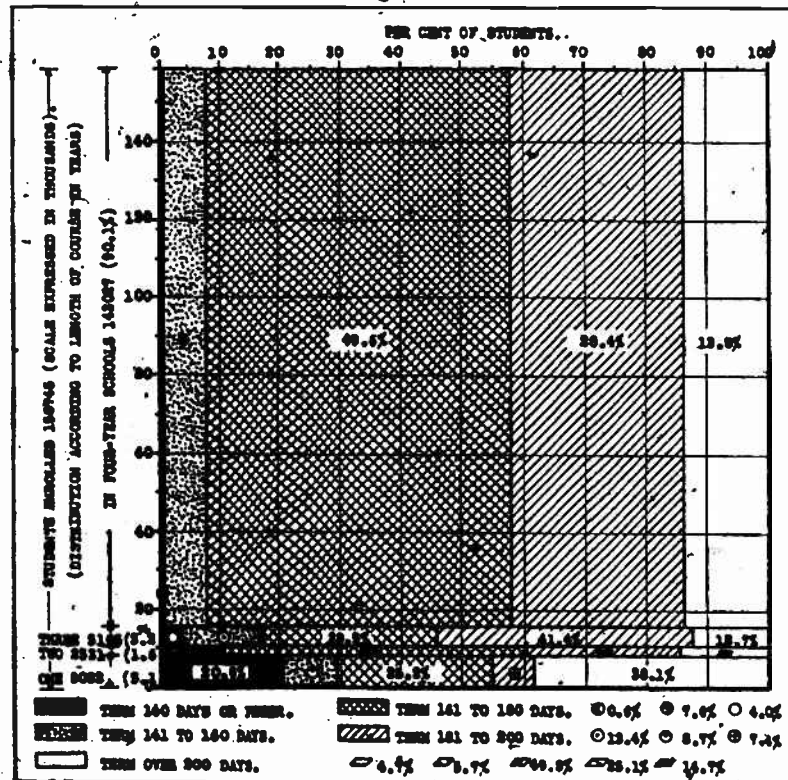


FIG. 5.—Distribution of the 2,088 private high schools and academies according to the length of the course offered and the length of session, 1917-18.

increase. With an increasing number of students in 1918, as shown in Table 1, an increase in the teaching force is to be expected.

The number of women teachers has exceeded the number of men teachers each year since 1900. In more recent years the proportion of women teachers has increased the more rapidly, as indicated by the divergence of the two curves since 1912. In 1900 almost 58 per cent of the instructors were women, while in 1918 almost 62 per cent were women.



## SIZE OF FACULTY AND THE TEACHING "LOAD."

The average number of pupils to each teacher employed has not increased materially since 1900. In 1900 the average number was 10.9, while in 1918 it had increased to only 11.3 students to a teacher.

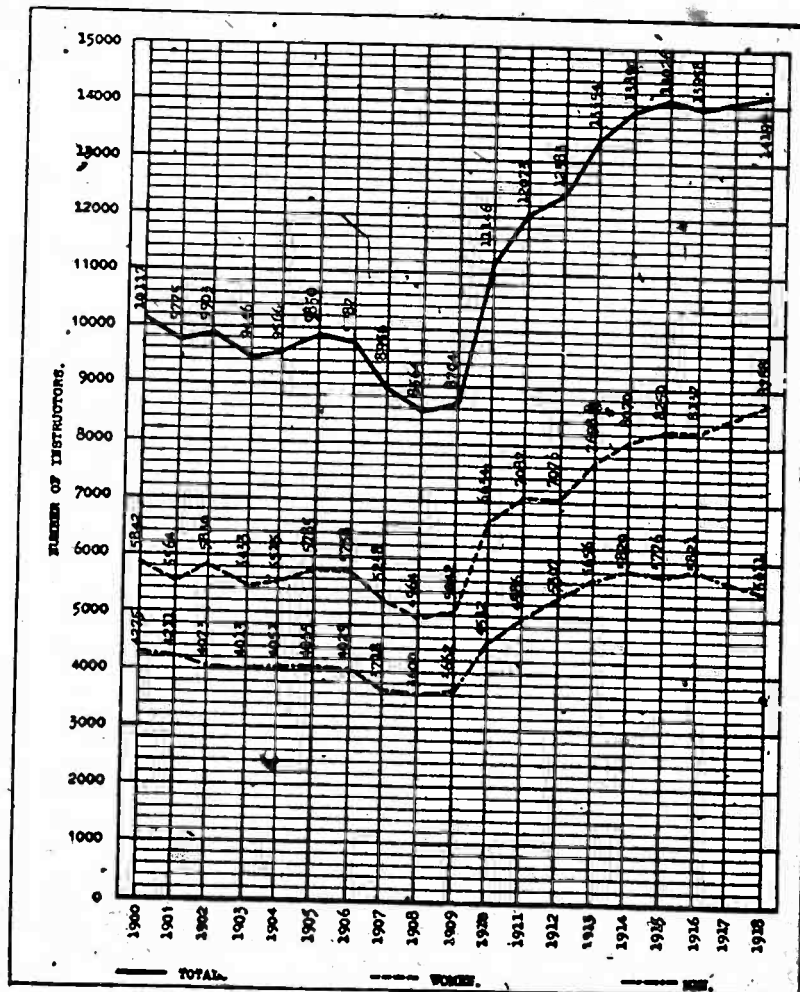


FIG. 6.—Instructors in private high schools and academies, 1900-1918.

This curve is practically unaffected by the variation in the number of schools reporting, since a representative sample was secured each year.

The average size of faculty has increased from 5.1 in 1900 to 6.9 in 1918. When the number of schools reporting was small, 1905 to 1909 (see fig. 1), the average size of faculty was comparatively large,



varying from 6.1 to 6.7. This condition indicates that the larger schools continued to report from 1900 to 1909, while the smaller schools kept dropping off and new ones were not added. It appears, therefore, that the list of schools, from which reports were sought

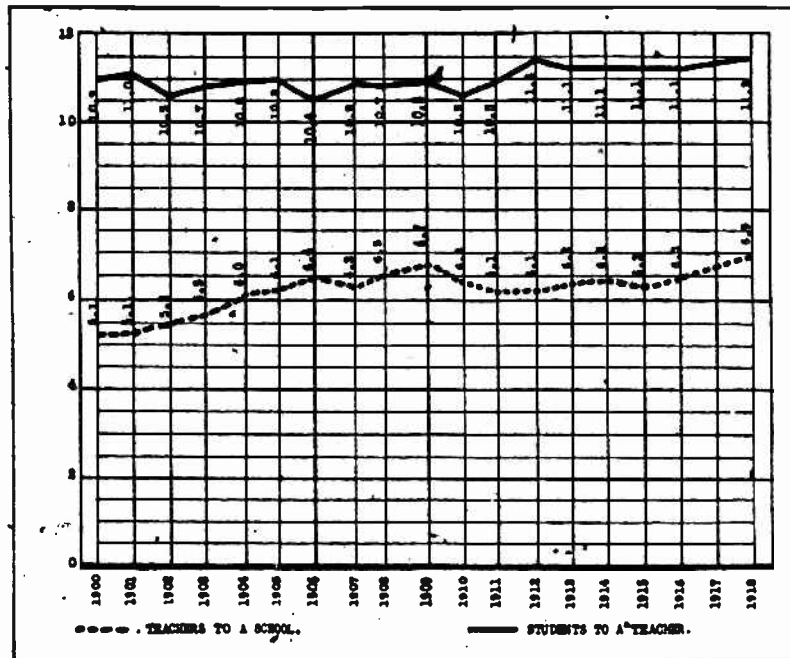


FIG. 7.—Average size of faculty and the "teaching load" in private high schools and academies, 1900-1918.

during these years, was not carefully revised annually in such a way as to include newly organized schools, which are necessarily small.

#### STUDENTS.

The total number of students reported in 1918 was 158,745, including 86,507 girls and 72,238 boys. The total is a small increase over the enrollment in 1916. Within this two-year period the number of girls increased from 81,920 to 86,507, while the number of boys decreased from 73,215 to 72,238. The "total" curve in figure 8 takes the same general trend as the number of schools reporting, shown graphically in figure 1. The highest enrollment reported was for the year 1918, while the greatest number of schools reported in 1915. The divergence of the two curves for girls and for boys since 1909 indicates that the proportion of girls in private secondary schools has increased more rapidly than the number of boys. Until 1909 the number of boys was about equal to the number of girls. In 1918 54.5 per cent of the students were girls. Undoubtedly the propor-

tionally greater increase in the number of girls is due to the fact that the number of private secondary schools exclusively for girls has increased more rapidly since 1909 than the number of such schools

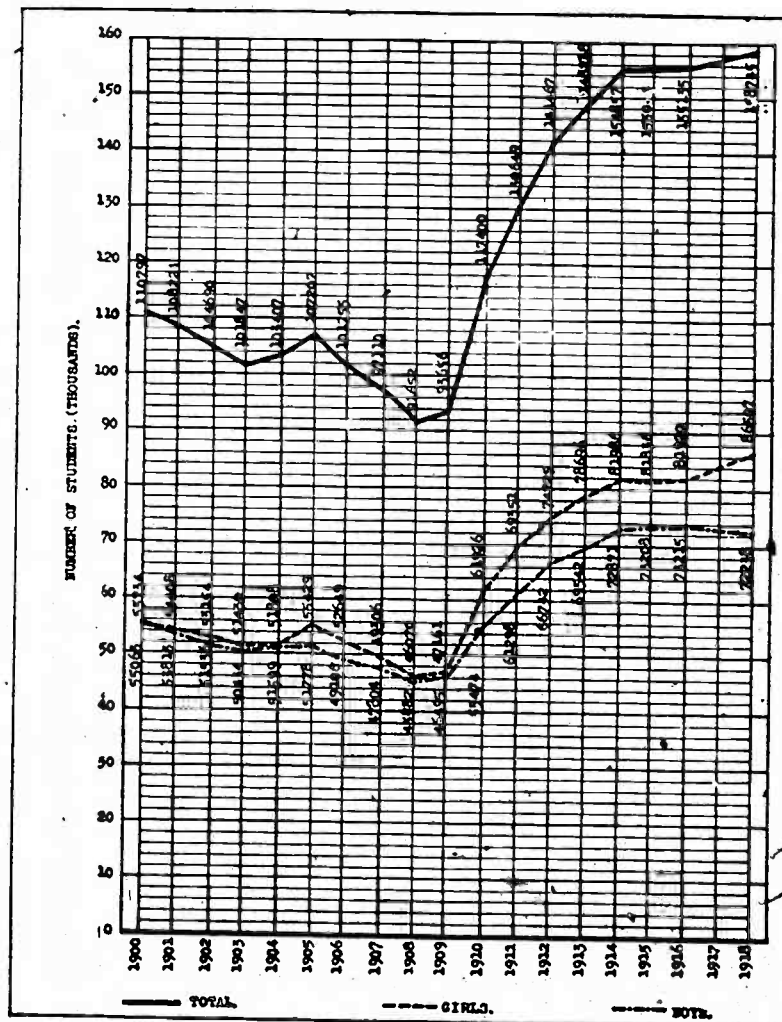


FIG. 8.—Secondary students in private high schools and academies, 1900-1918.

exclusively for boys, as shown in figure 1. How much of this increase in the number of girls enrolled is due to an increase in a greater proportion of additional reports received from girls' schools than from boys' schools since 1909 can not be ascertained.

**ELEMENTARY PUPILS.**

Of the 2,058 schools reporting, 1,517 reported pupils in elementary grades. The total number of such pupils, 207,525, includes 87,495 boys and 120,030 girls. In 1916 only 89,679 elementary pupils were reported, including 37,311 boys and 52,368 girls. This difference is accounted for by the fact that a large number of elementary pupils in private schools in years preceding 1918 were rejected from the tabulation.

**ENROLLMENT IN BOYS' SCHOOLS, GIRLS' SCHOOLS, AND COEDUCATIONAL SCHOOLS.**

It was shown in figure 1 that the number of coeducational schools reporting exceeded the number of girls' schools, and that the number of girls' schools exceeded the number of boys' schools each year since 1900. The same relationship exists among the number of students reported by these three types of schools as shown in figure 9. One exception to the comparison occurs, viz, in 1909, when the enrollment in boys' schools exceeded the enrollment in girls' schools. In 1918 44.7 per cent of the students were enrolled in coeducational schools; 28.4 per cent, in girls' schools; and 26.9 per cent, in boys' schools. In 1915, 44.3 per cent of the students were enrolled in coeducational schools; 30.1 per cent, in girls' schools; and 25.6 per cent in boys' schools. It is evident, therefore, that the percentage of students enrolled in girls' schools has decreased slightly within the last three years. The increased enrollment in boys' schools in 1918 is probably due to the demand for military training, which is usually given in schools exclusively for boys. The decrease in the number of students enrolled in girls' schools is partly caused by the transfer of 60 private secondary schools, offering only a commercial course to the chapter on private commercial schools, since the enrollment in such schools in 1918 consisted chiefly of girls.

In 1900, 55.6 per cent of the students were enrolled in coeducational schools; 24 per cent in girls' schools; and 20.4 per cent in boys' schools. Comparing these percentages with the corresponding percentages above for 1918, it is found that there has been a noticeable decrease in the proportion of students enrolled in coeducational schools within this period of 18 years, and an increase in the proportion of students enrolled in schools open exclusively to boys and to girls. It appears, therefore, that private secondary schools are becoming more and more noncoeducational.

**ENROLLMENT BY YEARS AND THE NUMBER GRADUATING.**

The relationship of the curves in figure 10 is significant. From them it is possible to compare the enrollment in any year of the course with the enrollment in any other year of the course by noting

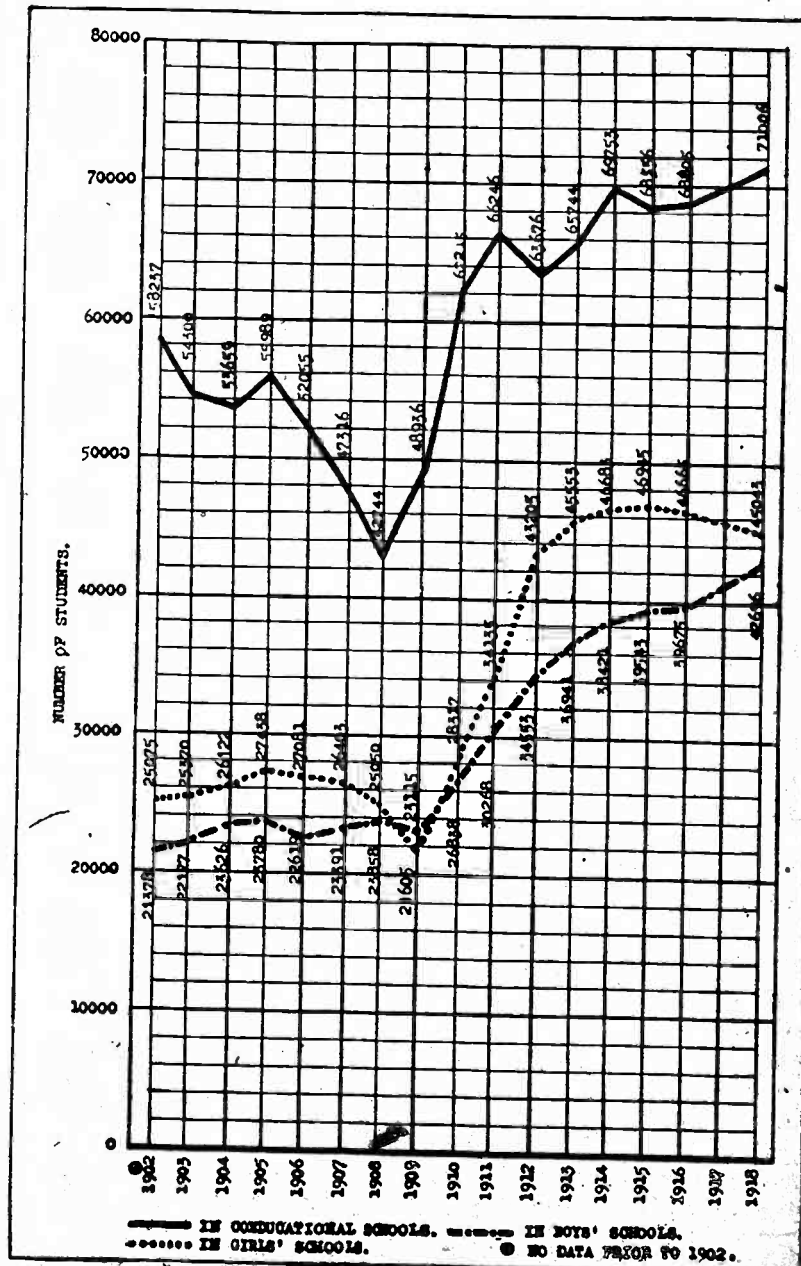


FIG. 9.—Distribution of students in private high schools and academies among coeducational, boys', and girls' schools, 1900-1918.

156714°-20-2



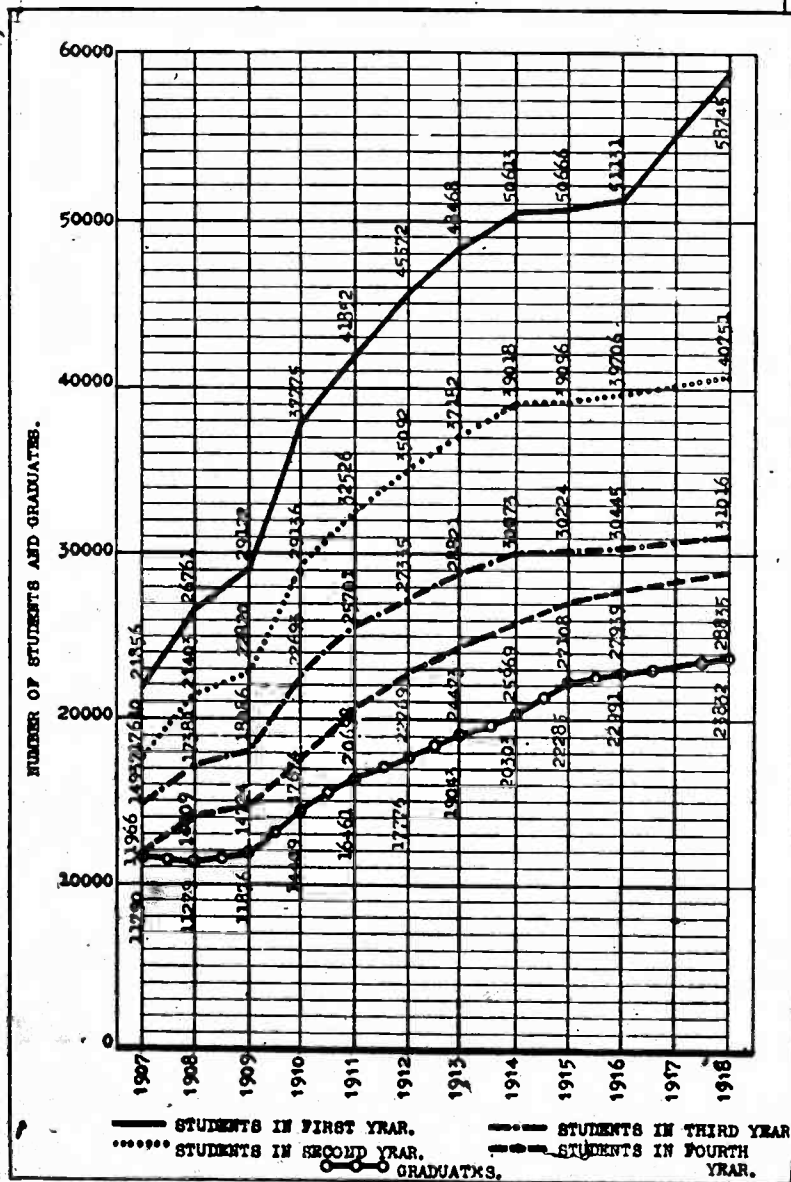


FIG. 10.—Distribution of students in private high schools and academies according to the year in which they are enrolled and the number graduating, 1900-1918.

the relative distances of the curves from the base line. In 1918 the enrollment in the third year is about equal to the enrollment in the fourth year, both curves on this year being about equidistant from the zero line. The enrollment in the first year in 1918 is proportionally greater than that in preceding years, probably accounted for by the fact that unclassified students are tabulated in the first year and by the fact that a greater number of special students were enrolled in private secondary schools, especially in military schools, during the period of the war than in preceding years. The number graduating is less than the number in the fourth year and the relative distances between these two curves is becoming greater year after year. It should be added in this connection that the curve representing the number of graduates has in it two compensating errors. Schools which offer a course extending a year or two beyond the usual secondary course will report fewer graduates than they would have reported if their course ended at the completion of the twelfth grade. This factor tends to reduce the number of students completing the secondary course and at the same time to increase the enrollment in the fourth year, since all collegiate students in these schools are classed as fourth-year students in the tabulation. Schools which offer only a one, two, or three year course often report graduates which are included with the graduates from four-year schools. This factor tends to increase the number of graduates and to decrease the enrollment in the fourth year from what it would be if all schools offered a four-year course. As these factors counteract each other, the relative positions of the curves in figure 10 are essentially correct. The greatest inaccuracy is found in the enrollment in the first year, since it includes all special and unclassified students.

In Table 3 the percentage of students enrolled in each year of the course since 1907 is shown. For example, 34.9 per cent of the students in 1912 were enrolled in the first year, 26.8 per cent in the second year, 20.9 per cent in the third year, and 17.4 per cent in the fourth year. Since 1907, when these data were first collected, the proportion of students enrolled in each year of the course has not changed materially. In the first year there has been an increase from 33.1 per cent in 1907 to 36.6 per cent in 1918; in the second year a slight decrease, from 26.5 per cent to 25.7 per cent; in the third year a more pronounced decrease, from 22.4 per cent to 19.5 per cent; and in the fourth year a slight increase, from 18 per cent to 18.2 per cent. These slight proportional changes are not readily apparent from the figure.

A comparison between the curves in figure 10 indicates fairly accurately the school mortality. The enrollment in the first year in 1907 becomes the enrollment in the second year in 1908, the enrollment in the third year in 1909, and the enrollment in the fourth year in 1910.

The enrollment of 21,856 in the first year in 1907 reduces to 17,674 in the fourth year in 1910. The mortality within these secondary schools is therefore 4,182, or 19.1 per cent for students entering in 1907. This percentage does not include the number enrolled in the fourth year who fail to graduate. If these are included the mortality increases to 7,447, or to 34.1 per cent.

It is desirable to secure a series of stable percentages showing the mortality of students as they advance in the course from the first to the second year, from the second to the third, from the third to the fourth, and from the fourth year to graduation. To ascertain these percentages the progress of a single class through school would not give a dependable ratio; it would be subject to variation with different classes entering the private secondary schools in different years. A more stable group of ratios, unaffected by variable reports, may be computed by securing the average enrollment for a period of consecutive years for the number of students in each year of the course and by ascertaining the mortality percentages between these averages. It is necessary to observe that the average enrollment in any class (first year, second year, etc.) lags one year behind the average enrollment in the class next above it. The averages must be computed, therefore, for different consecutive periods as follows: The average enrollment in the first year from 1907 to 1915 was 39,187; in the second year from 1908 to 1916, 32,887; in the third year from 1909 to 1917, 26,672; and in the fourth year from 1910 to 1918, 24,833. The average number graduating from 1910 to 1918 was 19,638. The loss between the first average and the second is 6,300, or 16.1 per cent of the number in the first year; between the second and the third is 6,215, or 18.9 per cent of the number in the second year; between the third and fourth is 1,839, or 6.9 per cent of the number in the third year; and between the average fourth-year enrollment and the average number of graduates is 5,195, or 20.9 per cent of the number in the fourth year. The total loss between the first-year average enrollment and the fourth is 14,354, or 36.7 per cent, and between the first-year average and the average number who graduate is 19,549, or almost 50 per cent. In other words, only four-fifths of the students enrolled in the fourth year graduate and only half of those who enter private secondary schools graduate.

Considering the average enrollment in the first year (39,187) as the base, it is found that 16.1 per cent of this number will not enter the second year, an additional 15.9 per cent will not enter the third year, an additional 4.7 per cent will not enter the fourth year, and an additional 13.3 per cent of those who do enroll the fourth year will not graduate. Care should be taken not to confuse these mortality percentages, viz, 16.1, 15.9, 4.7, and 13.3, with the percentages given above, viz, 16.1, 18.9, 6.9, and 20.9, which are computed respec-

tively on the average enrollments for the first, second, third, and fourth years of the course. The former series when added give the total mortality of 50 per cent, while the latter series can not be accumulated.

The methods suggested above for estimating school mortality are only approximate. Students attending schools offering a course shorter than four years often have no opportunity to continue their school work after they have completed the course offered. These students are counted, by the methods employed above, as among those who drop out of school. Possibly they may complete the secondary course in a public high school. Students who transfer from a private high school to other types of schools not represented in this chapter have been considered among those dropping out of school. On the other hand, pupils completing a public high school offering a short course may enter private secondary schools. Also some transfer from public to private secondary schools. It is assumed that these two factors compensate for each other, or are of minor importance. Since all appreciable errors likely to occur are compensating, it is held that the mortality percentages given above are essentially correct.

If there were no school mortality, the four curves representing enrollment would fall nearer together, and the enrollment in any class in any year would be equal to the enrollment in the class below it for the year just preceding. A line joining these hypothetical points representing the enrollment of the same class for four consecutive years would run parallel to the base line. The negative slope, or declination of any line joining the actual enrollment points representing the same class in different years indicates approximately the mortality rate. If there is no mortality, such lines will run parallel to the zero line. The greater the incline the greater the mortality. For example, the line joining the point 21,856 in 1907 with 21,403 in 1908 is not so precipitous as the line joining the latter point with the point 18,086 in 1909. The mortality between the second and the third year is greater, therefore, than that between the first and the second year for the class entering in 1907. Caution should be used in employing this method of comparing mortality rates since the same declination on widely different parts of the scale does not give close approximations.

#### STUDENTS IN DENOMINATIONAL AND NONSECTARIAN SCHOOLS.

An inspection of figure 11 shows that the enrollment in denominational schools has exceeded the enrollment in nonsectarian schools since 1900. The increase in enrollment since 1900 has been almost wholly due to students in denominational schools. The enrollment in nonsectarian schools since 1900 has decreased from 57,173 to



50,721, while the enrollment in denominational schools has increased from 53,624 to 108,024, or has more than doubled. An inspection of Table 2 shows that the increase in enrollment in denominational schools has been due almost wholly to the increasing number of students in Roman Catholic schools. The Baptist, Episcopal, and Lutheran schools show slight gains for this 18-year period. The curves in figure 11 are very similar in outline to those in figure 2, which represent the number of schools reporting.

TABLE 5.—*Denominational high schools and academies, 1917-18.*

| Religious denominations.               | Schools. | Instruct-<br>ors. | Stu-<br>dents. |
|--|----------|-------------------|----------------|
| Baptist.....                           | 99       | 559               | 8,129          |
| Christian.....                         | 19       | 105               | 1,256          |
| Christian Science.....                 | 2        | 21                | 157            |
| Church of the Brethren.....            | 4        | 22                | 329            |
| Congregational.....                    | 23       | 212               | 2,086          |
| Episcopal.....                         | 78       | 745               | 5,826          |
| Evangelical.....                       | 1        | 9                 | 115            |
| Friends.....                           | 23       | 227               | 2,289          |
| Jewish.....                            | 1        | 11                | 226            |
| Latter Day Saints.....                 | 19       | 256               | 5,483          |
| Lutheran.....                          | 53       | 333               | 3,081          |
| Mennonite Brethren.....                | 5        | 30                | 497            |
| Methodist.....                         | 69       | 469               | 6,367          |
| Methodist Episcopal South.....         | 25       | 142               | 2,090          |
| Methodist Protestant.....              | 1        | 2                 | 14             |
| Moravian.....                          | 2        | 17                | 70             |
| Nazarene.....                          | 6        | 44                | 316            |
| New Church.....                        | 3        | 25                | 112            |
| Norwegian Evangelical Free Church..... | 1        | 2                 | 19             |
| Pentecostal Holiness.....              | 1        | 1                 | 22             |
| Pillar of Fire.....                    | 1        | 8                 | 40             |
| Presbyterian.....                      | 66       | 367               | 3,531          |
| Reformed Church.....                   | 7        | 64                | 710            |
| Roman Catholic.....                    | 910      | 5,591             | 61,823         |
| Seventh Day Adventist.....             | 20       | 141               | 1,805          |
| Unitarian.....                         | 1        | 8                 | 80             |
| United Brethren.....                   | 4        | 22                | 208            |
| United Evangelical.....                | 1        | 5                 | 52             |
| Universalist.....                      | 3        | 26                | 361            |
| Total.....                             | 1,478    | 9,482             | 108,024        |

A complete distribution of instructors and students in private high schools and academies as to denominational control is given in Table 5. A distribution of schools, instructors, and students for the leading denominations is shown by States in Table 15.

#### STUDENTS TO A SCHOOL.

The average number of students in private high schools and academies has increased from 56 in 1900 to 77.1 in 1918, or an increase of 37.7 per cent. A marked increase in the size of schools occurred between 1916 and 1918, when the average was raised from 70.5 to 77.1. The relatively high averages occurring from 1903 to 1909 are probably due to the fact that the larger schools continued to report while a number of the smaller schools did not report or were discontinued as has been explained elsewhere. It is doubtful, therefore, if these high averages (1903-1909) are consistent with the averages for other years.

PRIVATE HIGH SCHOOLS AND ACADEMIES, 1917-1918.

29

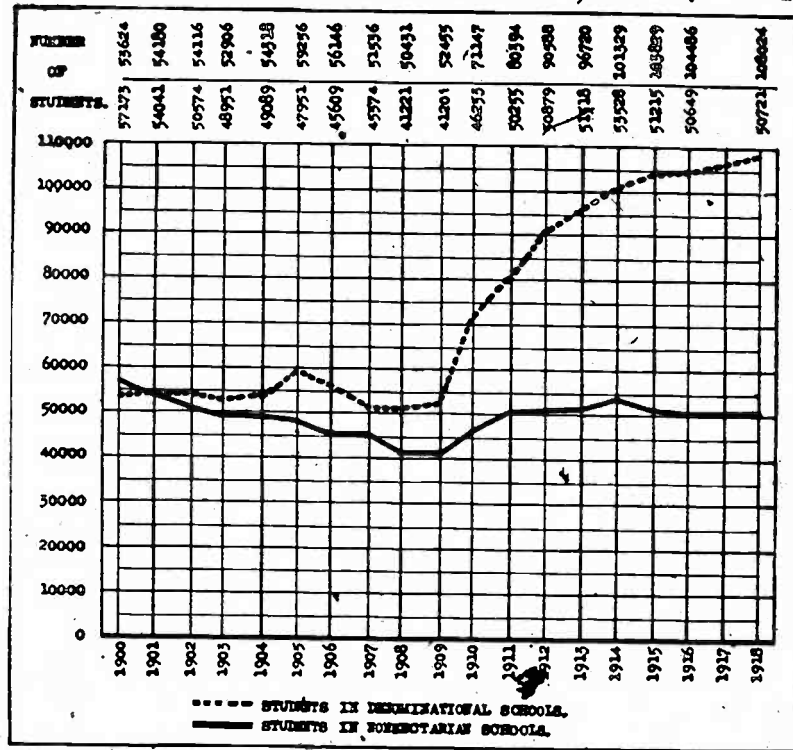


FIG. 11.—Students enrolled in denominational and non-sectarian private high schools and academies, 1900-1918.

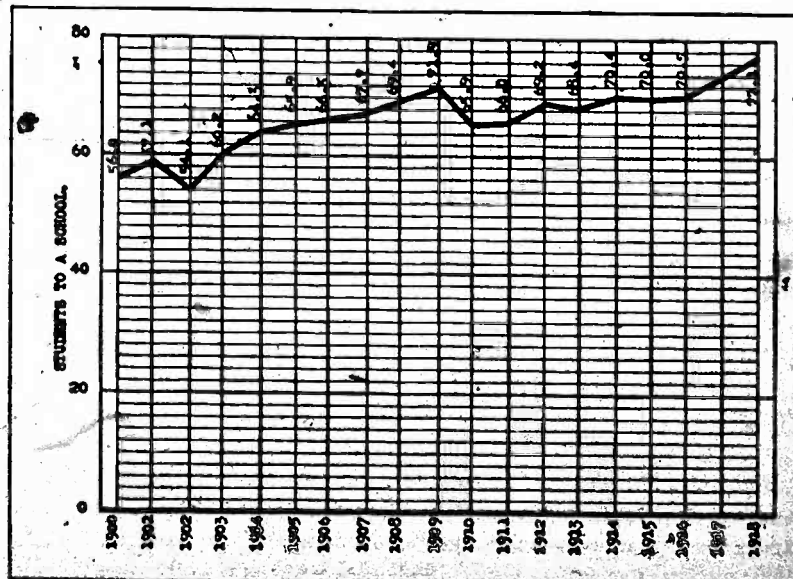


FIG. 12.—Average number of students in private high schools and academies, 1900-1918.

## WHITE AND COLORED STUDENTS.

The distribution of students as to sex and color is shown graphically in figure 13. The number of colored students enrolled in private high schools and academies is only 5.7 per cent of the total number. In white schools the number of boys equals 45.5 per cent of the total, but in schools for colored youth the number of boys equals only 33.9 per cent of the total. It is evident therefore from figure 13 that

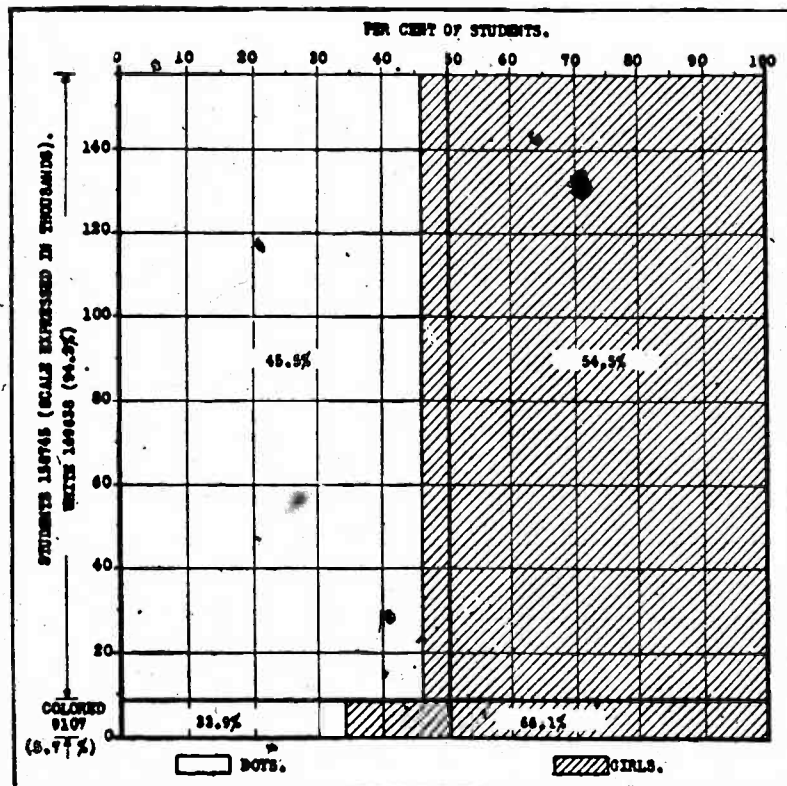


FIG. 13.—Enrollment of white and of colored students by sex in private high schools and academies, 1917-18.

private secondary schools for colored students do not enroll as large a percentage of boys as is characteristic of private schools for white students.

## COLORED STUDENTS.

Figure 14 shows over a series of years the distribution of colored students in private secondary schools as to sex. The number of colored girls has exceeded the number of colored boys each year since 1900, except in 1903. Until 1911 the boys and girls were about



equally divided. Since that date the two lower curves diverge, indicating that there is a tendency for these private schools to enroll a much larger percentage of girls than boys. The total number of colored students enrolled has increased from 2,390 in 1900 to 9,107 in 1918, or 253 per cent. This percentage is significant in view of the fact that the corresponding increase in the number of white students

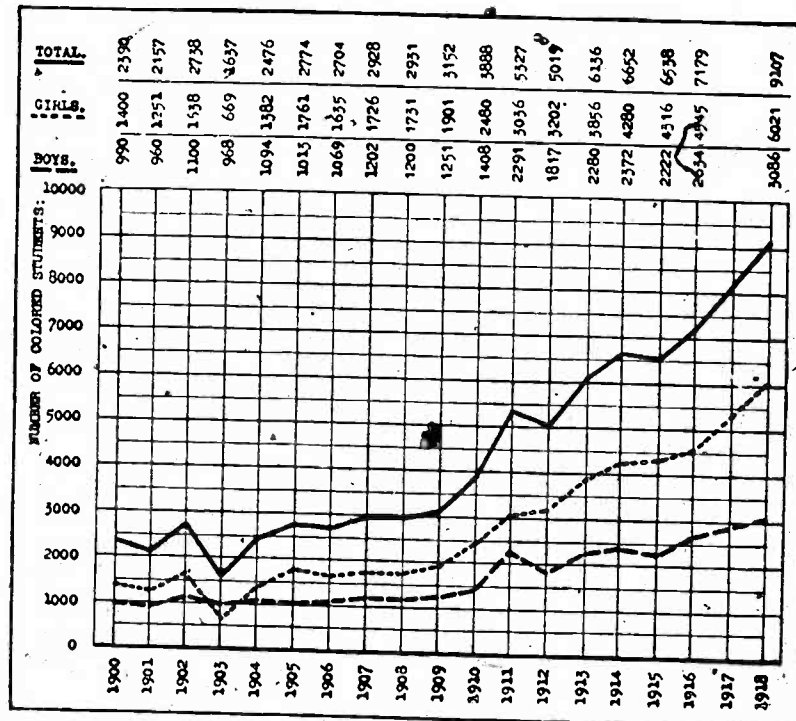


FIG. 14.—Number of colored students in private high schools and academies, 1900-1918.

enrolled in private secondary schools has been only 38 per cent within the same period.

#### PRIVATE HIGH SCHOOLS EXCLUSIVELY FOR COLORED STUDENTS.

The statistics of private high schools exclusively for colored youth are shown in detail in Table 29 and in summarized form in Tables 26 and 27. Altogether, 133 schools of this type reported. Of these schools, 105 offer a four-year course. The total number of instructors was 780 and the total number of students 9,032. Of this number, 7,885 students are enrolled in four-year schools. An additional number of 75 colored students were enrolled in other private secondary schools. The total number of graduates reported was 1,189. The total number of colored students in military drill was 850. The



distribution of enrollment by course of study is shown in Table 26. The total number of volumes in the libraries of these schools was 122,765, and the total valuation of all property was \$6,036,849. In all, 129 schools reported a total income of \$999,765.

#### DISTRIBUTION OF STUDENTS AS TO ADVANCEMENT AND AS TO SEX.

The vertical scale in figure 15 shows the distribution of students as to the class in which they are enrolled. Over one-third of the stu-

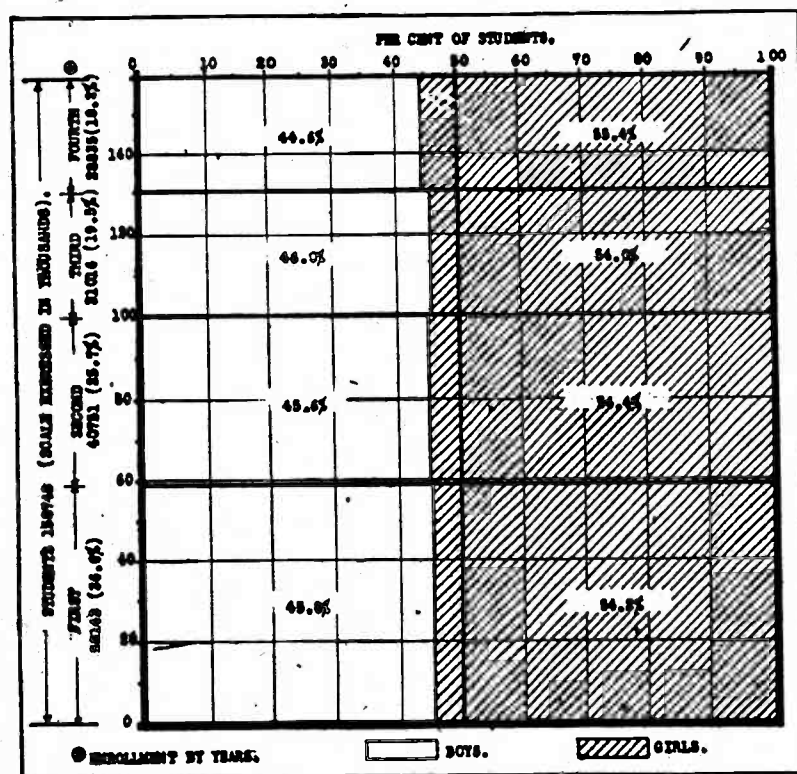


FIG. 15.—Distribution of students in private high schools and academies as to the year in which they are enrolled and as to sex; 1917-18.

dents (58,143) are in the first year; about one-fourth (40,751) are in the second year; almost one-fifth (31,016) are in the third year; and 18.2 per cent (28,835) are in the fourth year. The horizontal scale shows the distribution of boys and girls in each year of the course. A very striking feature of this sex distribution is that the percentage of boys and girls remains about the same as students advance in the course. Some force must operate in private secondary schools to keep the boys in school. The number of girls, however, constitutes over half the total enrollment in each year.

## AMOUNT OF SCHOOLING OFFERED TO STUDENTS.

By noting the vertical axis in figure 16 it is found that 90.1 per cent of the students in private secondary schools are enrolled in four-year schools; 3.2 per cent in three-year schools; 1.6 per cent in two-year schools; and 5.1 per cent in one-year schools. These percentages should be compared with the corresponding percentages for the number of schools in figure 5. While 85.6 per cent of the schools

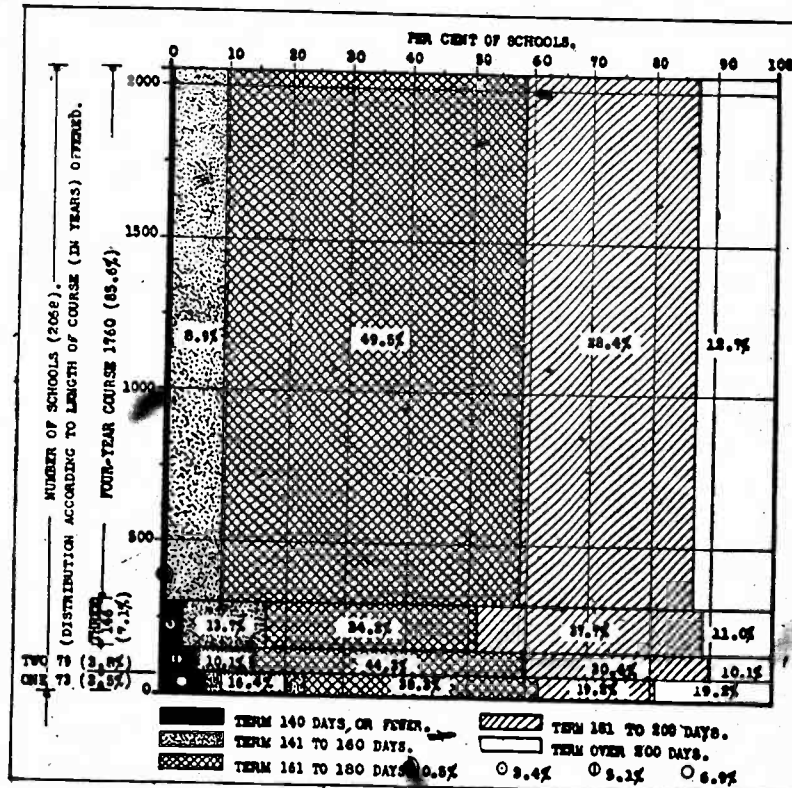


FIG. 16.—Distribution of 158,745 students enrolled in private high schools and academies according to the amount of schooling offered, 1917-18.

offer a four-year course, they enroll 90.1 per cent of the students; while 7.1 per cent of the schools offer a three-year course, they enroll only 3.2 per cent of the students; while 3.8 per cent of the schools offer a two-year course, they enroll only 1.6 per cent of the students; and while 3.5 per cent of the schools offer a one-year course, they register 5.1 per cent of the students. It is evident, therefore, that the larger schools offer a four-year or one-year course. The exact average size of schools in each class may be obtained by dividing the number of students in each group of schools by the corresponding number of

schools. The average size of the four-year schools is 81; of the three-year schools, 35; of the two-year schools, 32; and of the one-year schools, 111.

The horizontal scale of figure 16 shows the percentage distribution of students according to the length of the school term. A very small percentage of students in four-year schools have a term of 140 days or fewer, as indicated by that part of the diagram colored black. About half of the students in four-year schools have a term of 161 to

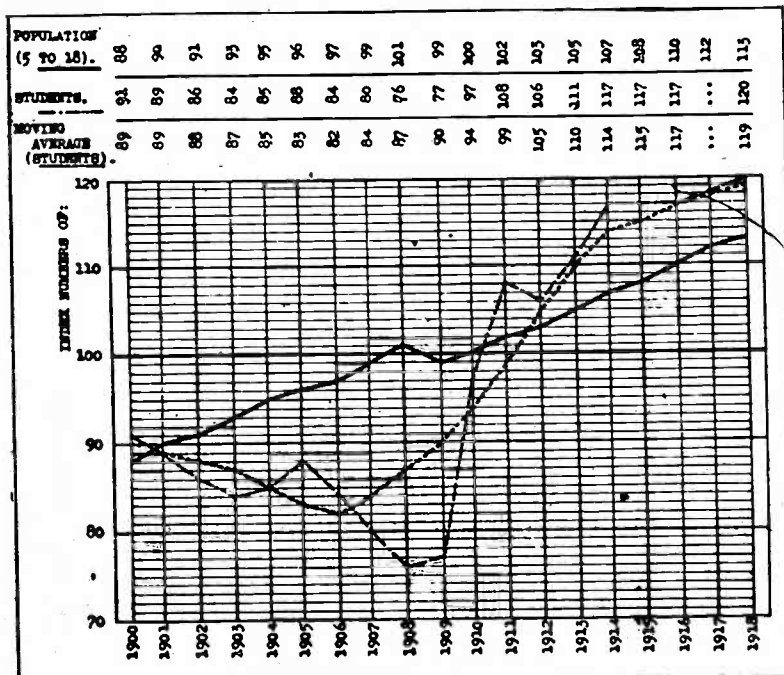


FIG. 17.—Rate of increase in the number of students in private high schools and academies as compared with that in the total population 5 to 18 years, 1900-1918. (The average enrollment since 1900 is 121,215. The enrollment for each year since 1900 is divided by this average to get the index numbers for students. The similar method used in securing the population indices is given in detail in the chapter on "Industrial Schools for Delinquents." The "moving average" is secured by averaging the indices for seven consecutive years and plotting the average for the fourth year of the series. The moving average shows the general trend.)

180 days. Over one-fourth have a term of 181 to 200 days. Combining the last two groups, it is found that about one-third of the students in four-year schools have a term exceeding 180 days. For all schools combined, it is found that 1.8 per cent of the students have a term of 140 days or fewer; that 7.8 per cent have a term of 141 to 160 days; that 47.7 per cent have a term of 161 to 180 days; that 27.7 per cent have a term of 181 to 200 days; and that 15 per cent have a term exceeding 200 days. The corresponding percentages appearing on



the graph should be compared with these percentages for all types combined. Thus the percentage of students in three-year schools having a term of 161 to 180 days (28.5 per cent) is not nearly so large as the corresponding percentage (47.7 per cent) for all groups combined. The students in one-year schools have either a very short term (20.6 per cent of the students) or a very long term (38.1 per cent of the students.)

**COMPARATIVE RATES OF INCREASE IN THE NUMBER OF SECONDARY STUDENTS IN PRIVATE SECONDARY SCHOOLS AND IN THE TOTAL POPULATION 5 TO 18 YEARS.**

By reducing the population 5 to 18 years and the enrollment in private secondary schools to index numbers, it is possible to compare rates of increase. The method used in securing the indices is to divide the population each year by the average population for the period 1900-1918, and to divide the enrollment each year by the average enrollment for the same period. The respective curves are then plotted according to the indices appearing at the top of the figure. The population curve shows a fairly steady increase, but the enrollment curve takes the same general course as that representing the total enrollment in figure 8. The sudden fluctuations in this curve have been eliminated by applying a moving average to the index numbers for enrollment, as explained above. The rate of increase between any two consecutive years is indicated approximately by the slope of the curve joining these points. Thus from 1914 to 1915 the population curve has about the same slope as the moving average, indicating that rates of increase are about equal. Since 1914 the enrollment and the population have also increased at about the same rate. If the extremities of the two curves are compared, it is found that the moving average has increased a little more rapidly than the population curve. The drop in the enrollment curve from 1900 to 1909 has been explained elsewhere. This part of the enrollment curve and the corresponding moving average should not be compared with the population indices. It would have been impossible to compare graphically the absolute enrollment with the total population 5 to 18 years without reducing the actual numbers to indices. Any relationship existing would have been imperceptible, since the totals would have occupied widely different parts of the scale.

**NUMBER OF GRADUATES.**

A distribution of graduates according to sex is shown graphically in figure 18. Until 1909 the number of boys graduating was about the same as the number of girls. Since that date the number of girls graduating has increased more rapidly than the number of boys, as indicated by the divergence of the two lower curves in the figure.



There was a slight decrease in the number of boys graduating in 1918. This is probably accounted for by war conditions, many of the older boys probably coming within the draft age or leaving school to accept positions made vacant by draftees. The number of girls graduating continued to increase regardless of war conditions.

#### GRADUATES GOING TO OTHER INSTITUTIONS OF LEARNING.

In 1916, and in years preceding, data were collected to show the number of graduates from private secondary schools who were preparing to enter college or other institutions of learning. The replies to this question did not show how many graduates actually went to higher institutions. In 1918 the inquiry was changed so as to secure the actual number who go to other schools after graduation from the private secondary school. At the time these reports are furnished, just after the close of the school term, graduates have not yet entered college or other institutions. Consequently, principals were asked to give the number of graduates from the class of 1917 who went to college or to other institutions of learning in 1719-18. The replies, therefore, to this inquiry are not directly com-

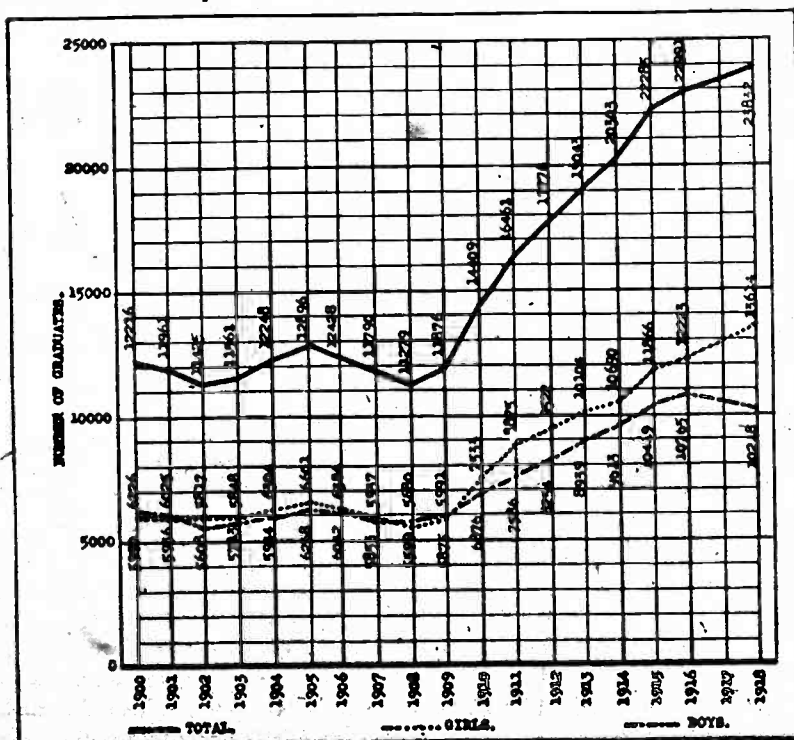


FIG. 18.—Number of graduates from private high schools and academics, 1900-1918.

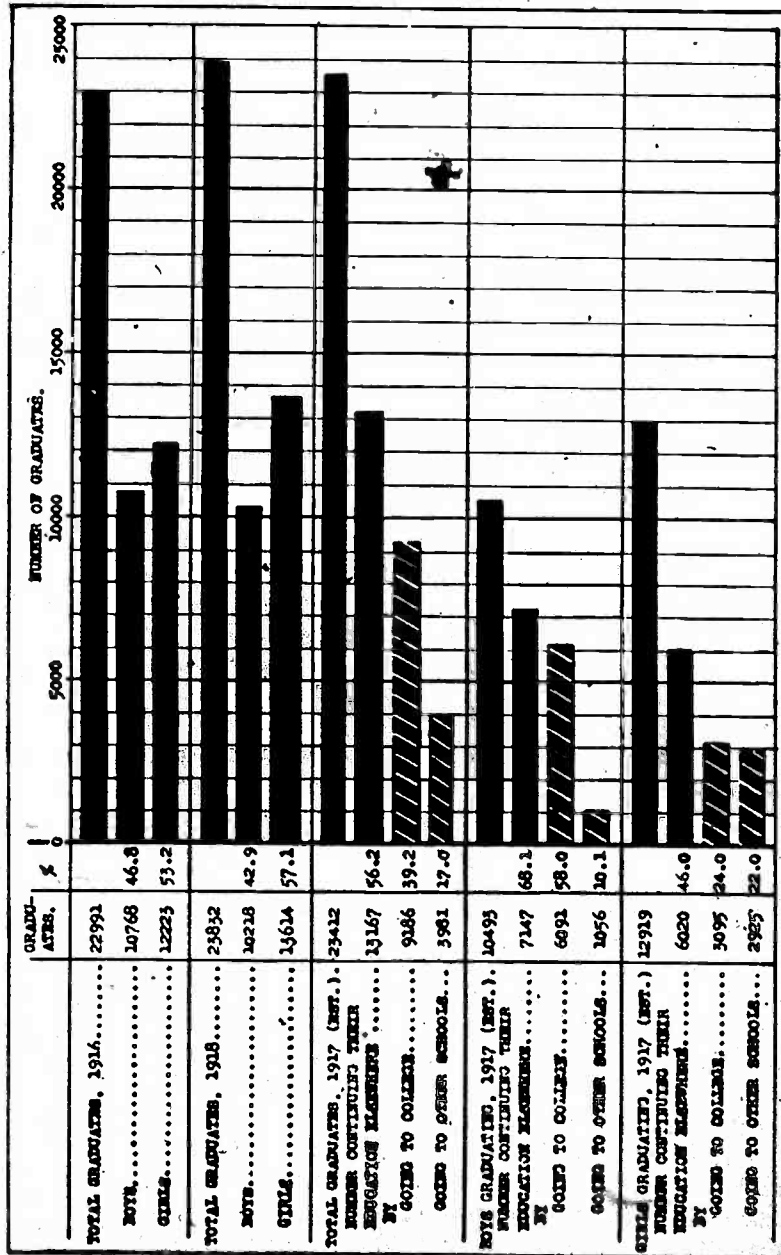


FIG. 19.—Graduates from private high schools going to other institutions of learning.

parable to the number graduating in 1918. Since the Bureau of Education collects statistics only for even-numbered years, the exact number of graduates in 1917 is not known. It can be estimated, however, from the number graduating in 1916 and 1918. In 1916 the total number of graduates was 22,991, including 10,768 boys and 12,223 girls. In 1918 the total number of graduates was 23,832, including 10,218 boys and 13,614 girls. The average of these respective numbers gives approximately the number of graduates in 1917, viz, total, 23,412; boys, 10,493; and girls, 12,919. It is found from Table 11 that the total number of graduates (class 1917) who went to college in 1917-18 was 9,186, including 6,091 boys and 3,095 girls, and that the total number who went to other institutions, such as normal schools, business schools, trade schools, etc., was 3,981, including 1,056 boys and 2,925 girls. Assuming that the estimates made above are correct, it is found that 39.2 per cent of the graduates in 1917 went to college in 1917-18 and that an additional 17 per cent went to other schools, making a total of 56.2 per cent who continued their education after graduating from the private secondary school. These percentages are not essentially different from those shown in Table 11, columns 11 and 15, which are based on the number graduating in 1918.

It is of special interest to compare the percentages of boys and girls graduating from private secondary schools who go to other institutions of learning. Of the 10,493 boys graduating in 1917, 58 per cent went to college in 1917-18 and an additional 10.1 per cent went to other schools. Altogether, 68.1 per cent of the boys continued their education after completing the work of the private secondary school. Of the 12,919 girls graduating in 1917, 24 per cent went to college in 1917-18 and an additional 22 per cent went to other schools. Altogether, only 46 per cent of the girls graduating in 1917 continued their education after completing the secondary school. By comparing the percentages of boys and girls going to college it is found that 2.4 times as great a proportion of boys as girls, graduating from the private secondary school, will attend college, while almost 2.2 times as great a proportion of girls as boys will go to other schools. The great influx of girls to private commercial schools during the war, shown elsewhere in this report, may partly account for the large percentage of girls graduating from private secondary schools who go to other schools not of collegiate rank. The small percentage of boys enrolled in normal schools and private commercial schools indicates that teaching, bookkeeping, stenographic and secretarial work, etc., are not so attractive to boys as to girls. Consequently, boys go to colleges and universities, while a proportionally large percentage of girls go to other schools, such as normal schools, business schools, etc.

It has been estimated above that 50 per cent of the students entering private secondary schools do not remain to graduate. It has just been shown that only 56.2 per cent of those graduating continue their education in other institutions. There is an additional loss, therefore, of 43.8 per cent after graduation from the secondary school. Of 100 students entering private secondary schools, only 50 will graduate and only 28 or a little over one-fourth the original number will enter college or other educational institutions. Considering only the graduates going to college, it is found that only 20 students out of the 100 entering the secondary school will enter college four years later. In other words, four-fifths of the students entering high school will not enter college.

#### NUMBER OF SCHOOLS REPORTING THE VARIOUS COURSES OF STUDY.

It will be observed in figure 20 that practically all schools (2,019) offer the academic course. Until 1918 all schools were considered as offering an academic course. The number of schools offering a commercial course has increased from 614 in 1911 to 872 in 1918. The number of schools offering a course in home economics has increased from 186 in 1911 to 411 in 1918. The high point in the curve in 1915, viz, 511, is probably an error. The number of schools offering a teachers' training course has remained practically the same, increasing only from 259 in 1911 to 281 in 1918. The number of schools offering a course in agriculture has increased from 100 to 152 within the same period, and the number offering a technical or manual training course from 102 to 194.<sup>1</sup> The number of students enrolled in each course for each year since 1910 is given in Table 3. Only a small percentage of students in private secondary schools are enrolled in these special courses, outside of the commercial. Only a small percentage of schools offer a course in manual training, in home economics, in agriculture, or in teacher training. The private high schools are largely academic.

#### STUDENTS IN MILITARY DRILL.

As will be noted in Table 1, no data were collected from 1907 to 1913, inclusive, from private secondary schools concerning the number of students in military drill. Since 1913 the enrollment in this subject has increased. In 1914, 86 schools reported 6,835 students in this subject; in 1915, 113 schools reported 8,836 students; in 1916, 134 schools reported 10,324 students; and in 1918, 532 schools reported 31,532 students in military drill. Within the last two years the number of schools offering military drill has increased almost four-fold.

<sup>1</sup> As shown in Table 13, 118 schools offer trade training courses in which 3,834 students are enrolled, including 1,878 boys and 1,956 girls. The purely trade training schools, public and private, will be treated in another chapter.



and the number of students enrolled in this subject over three-fold. By reference to Table 9 it will be noted that 65 schools offer military drill for girls, enrolling 2,639 girls in this work. Previous to 1918 no

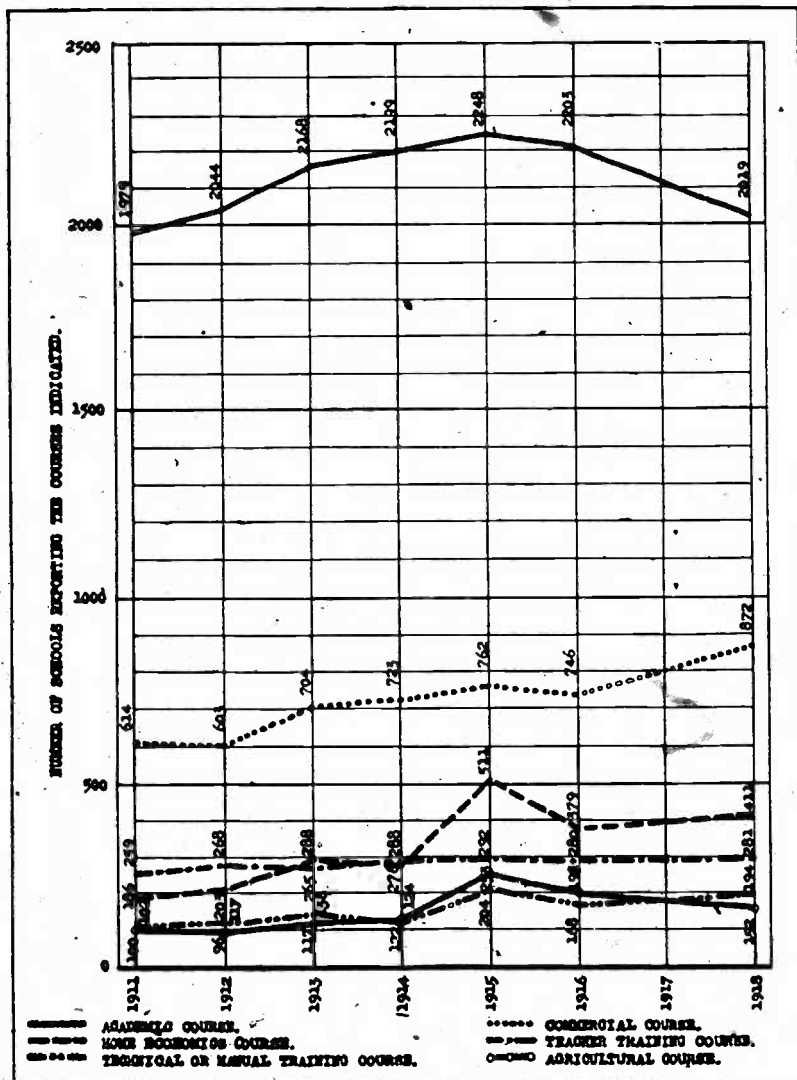


FIG. 20.—Private high schools and academies offering the various courses of study, 1900-1918.

girls were reported as being enrolled in military drill. The boys taking military drill number 28,893 and are enrolled in 474 schools. About one-fourth of the private secondary schools offer military drill and about one-fifth of all secondary students in all private secondary

schools are enrolled in this work. The effect of the war in stimulating private secondary schools to offer military training is clearly evident.

#### LIBRARIES.

The average number of volumes in the libraries of private high schools and academies has increased from 1,264 volumes in 1900 to 2,122 volumes in 1918. The relatively high averages from 1904 to 1909 are probably due to the fact that only the larger schools reported during this period. The data for 1904 are probably erroneous.

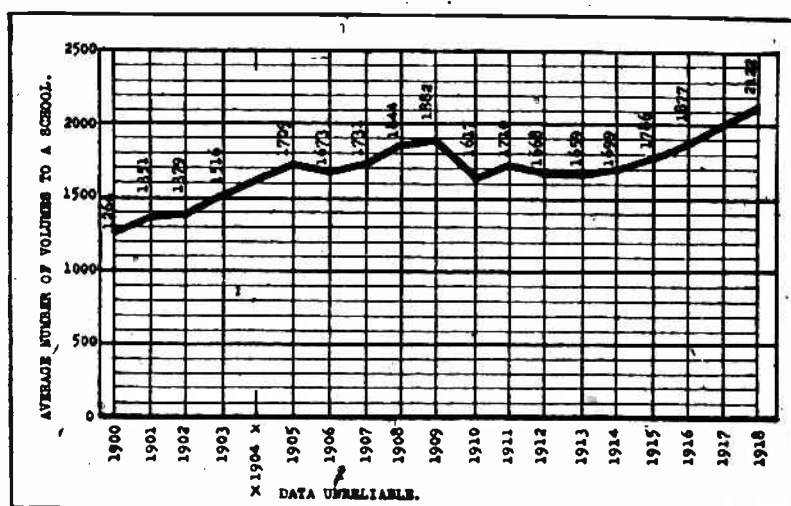


FIG. 21.—Average number of volumes in the libraries of private high schools and academies, 1900-1918.

#### PROPERTY.

By reference to Table 23 it will be found that 1,680 schools reported grounds and buildings valued at \$176,897,467. If each of the other schools had the same average valuation (\$105,296), the aggregate for all 2,058 schools would be \$216,699,168. It should be remembered that the property is used by both elementary and secondary pupils.

Altogether, 1,638 schools reported the value of scientific apparatus, furniture, machinery, libraries, etc., amounting to \$15,568,693. If each school not reporting this information had the same average valuation (\$9,505), the total valuation of such property in the 2,058 schools would be \$19,561,290.

Only 336 schools reported endowment funds, aggregating \$34,179,242.

In all, 788 schools reported expenditures for sites and buildings during the year amounting to \$5,052,289.

## INCOME.

As shown in Table 24, only 168 private secondary schools received money from public appropriations. The total amount thus appropriated was \$441,463.

The total amount received from tuition and other educational fees was \$13,662,413, as reported by 1,393 schools. The total amount received from productive funds was \$1,945,781, as reported by 331 schools. The number of schools reporting this information agrees fairly well with the number reporting the value of productive endowment funds, viz, 336 schools. Assuming that the \$1,945,781 is the income on the total amount of productive funds, \$34,179,242, the rate of interest received is 5.69 per cent.

Altogether, 977 schools reported an income from "other sources" amounting to \$6,602,372. The total income available for use was \$22,652,029. The total number of schools reporting income was 1,761. These schools enrolled 126,720 students. The average income per secondary student, therefore, was \$179, as shown in Table 25. This average should be used with care, since the income reported includes receipts for both the elementary and the secondary school. The income from tuition fees per secondary student was \$108, as shown in Table 25. Pupils in the elementary grades contribute also to this tuition fund of \$13,662,413. The total per capita income of \$179 and the per capita income of \$108 from student fees, while not strictly accurate, in that elementary pupils are not considered, are probably equally erroneous. The ratio between them, 60 per cent, indicates the extent to which student fees support private secondary schools.

Altogether, 186 schools received endowment funds amounting to \$1,748,258.

## FOUR-YEAR HIGH SCHOOLS.

For several reasons it is desirable to show separately the statistics of four-year private secondary schools. Of the 2,058 schools reporting, 1,760 offer a course of at least four years. Of the 14,199 instructors in private secondary schools, 13,011, or over 91 per cent, are employed in four-year schools. These four-year schools enroll 143,027 secondary students, or 90.1 per cent of the total number of students reported. In 1918, of the 23,832 graduates reported, 21,256, or 89.2 per cent, were graduates of four-year schools. Strictly speaking, these are the only graduates who are eligible to attend college. The number of graduates from these four-year schools is 73.7 per cent of the enrollment in the fourth year. In other words, 26.3 per cent of students in the fourth year of four-year schools fail to graduate. As pointed out elsewhere, the fourth-year enrollment often includes students registered in grades beyond the secondary school. This condition tends to increase the graduation mortality.

percentage (26.3 per cent) above what it really should be. It is impossible to compute mortality percentages between the enrollment of one year and another in four-year schools, since statistics of such schools have not been segregated in preceding reports.

If the total number of graduates reported for all schools (23,832) is divided by the total number of students in the fourth year (28,835), a quotient of 82.6 per cent is obtained. This quotient, indicating a loss of only 17.4 per cent, is erroneous, since one-year, two-year, and three-year schools also report graduates but have no fourth-year enrollment. The method used in connection with a discussion of figure 10, in estimating mortality between the fourth year and graduation, is likewise probably erroneous to the same degree, since a similar method has been used in ascertaining it. Expressed mathematically, 17.4 per cent is to 26.3 per cent as 20.9 per cent is to an unknown quantity, which is found to be 31.6 per cent. This result means that 31.6 per cent of students enrolled in the fourth year of private secondary schools, from 1910 to 1918, did not graduate, a loss of almost one-third instead of one-fifth (20.9 per cent) as computed above. Both percentages, however, have value, the one showing the graduation mortality for all schools combined and the other for four-year schools only. The decrease in graduation mortality from 31.6 per cent for a nine-year period to 26.3 per cent in 1918 is very commendable.

From the 1917 class 8,378 graduates of four-year schools went to college and an additional 3,647 graduates went to other institutions. Assuming that the same number of graduates from the class of 1918 will continue their education in 1918-19, it is found that 39.4 per cent will attend college and 17.2 per cent will go to other schools. In other words, 56.6 per cent of the graduates of four-year schools will continue their education.

Of 100 students registered in the fourth year of four-year schools, only 74 will graduate and only 42 will enter college or other institutions of learning. A high mortality rate is, therefore, shown between the last year in high schools and the first year in college.

By reference to Table 22 it is found that 32.4 per cent of the students enrolled in four-year schools are in the first year, 26.6 per cent in the second year, 20.8 per cent in the third year, and 20.2 per cent in the fourth year. The corresponding percentage distribution of enrollment for all private secondary schools is 36.6, 25.7, 19.5, and 18.2 per cent for these respective years. Since the first percentage in the latter group (36.6) includes unclassified and special students, the first percentage in the former group (32.4) comes more nearly representing the correct percentage in the first year. Since the last percentage in the former group includes students enrolled beyond secondary grades, the latter percentage comes more nearly representing the correct percentage enrolled in the fourth year of the secondary school. For all schools combined the following distribution percent-



ages are estimated to be essentially correct: First year, 34 per cent; second year, 27 per cent; third year, 21 per cent; and fourth year, 18 per cent; the fourth year including all students in these schools doing collegiate work.

TABLE 6.—*Private high schools and academies—Schools, instructors, secondary students, and elementary pupils, 1917-18.*

| States.              | Schools reporting. | Secondary instructors. |        |        | Secondary students. |        |         | Elementary pupils not included in secondary grade. |        |         |         | Colored secondary students included in columns 6, 7, and 8. |       |        |
|----------------------|--------------------|------------------------|--------|--------|---------------------|--------|---------|--|--------|---------|---------|---|-------|--------|
|                      |                    | Men.                   | Women. | Total. | Boys.               | Girls. | Total.  | Schools reporting.                                 | Boys.  | Girls.  | Total.  | Schools reporting.  | Boys. | Girls. |
| 1                    | 2                  | 3                      | 4      | 5      | 6                   | 7      | 8       | 9  | 10     | 11      | 12      | 13  | 14    | 15     |
| United States        | 2,069              | 5,411                  | 8,788  | 14,199 | 72,238              | 86,507 | 158,745 | 1,517  | 87,495 | 120,030 | 207,525 | 106   | 3,089 | 4,021  |
| Alabama              | 42                 | 69                     | 125    | 188    | 896                 | 1,398  | 2,294   | 32   | 1,542  | 2,694   | 4,220   | 11  | 233   | 392    |
| Arizona              | 7                  | 18                     | 18     | 36     | 230                 | 286    | 516     | 2  | 110    | 285     | 395     |   |       |        |
| Arkansas             | 15                 | 32                     | 29     | 61     | 337                 | 424    | 761     | 13   | 595    | 873     | 1,468   | 6   | 146   | 178    |
| California           | 83                 | 151                    | 399    | 550    | 1,645               | 3,007  | 4,652   | 70   | 3,831  | 5,545   | 9,376   | 1   | 0     | 3      |
| Colorado             | 13                 | 18                     | 65     | 80     | 143                 | 652    | 795     | 11   | 567    | 949     | 1,516   |   |       |        |
| Connecticut          | 45                 | 209                    | 216    | 425    | 2,312               | 1,037  | 4,249   | 22   | 217    | 486     | 703     | 3   | 3     | 3      |
| Delaware             | 6                  | 15                     | 32     | 47     | 199                 | 142    | 341     | 4  | 51     | 123     | 174     |   |       |        |
| District of Columbia | 28                 | 71                     | 197    | 268    | 831                 | 1,875  | 2,706   | 17   | 808    | 1,941   | 2,749   | 1   | 0     | 25     |
| Florida              | 18                 | 37                     | 85     | 92     | 303                 | 470    | 779     | 12   | 990    | 1,423   | 2,413   | 5   | 131   | 186    |
| Georgia              | 58                 | 100                    | 215    | 315    | 1,332               | 2,294  | 3,626   | 43   | 2,147  | 3,700   | 5,853   | 22  | 211   | 838    |
| Idaho                | 13                 | 49                     | 58     | 107    | 647                 | 765    | 1,412   | 8  | 187    | 309     | 496     |   |       |        |
| Illinois             | 94                 | 210                    | 425    | 635    | 2,915               | 4,645  | 7,560   | 65   | 4,692  | 5,918   | 10,510  | 2   | 0     | 7      |
| Indiana              | 36                 | 101                    | 120    | 221    | 1,430               | 1,257  | 2,687   | 30   | 1,901  | 2,090   | 4,591   | 1   | 1     | 1      |
| Iowa                 | 86                 | 91                     | 285    | 376    | 1,126               | 2,568  | 3,694   | 70   | 4,073  | 5,287   | 9,360   | 1   | 0     | 1      |
| Kansas               | 24                 | 50                     | 87     | 140    | 700                 | 1,248  | 1,954   | 14   | 545    | 700     | 1,254   |   |       |        |
| Kentucky             | 66                 | 101                    | 226    | 327    | 1,372               | 1,791  | 3,163   | 55   | 2,209  | 3,601   | 5,810   | 3   | 38    | 38     |
| Louisiana            | 39                 | 91                     | 100    | 200    | 1,083               | 1,200  | 2,283   | 32   | 2,059  | 2,099   | 4,158   | 12  | 287   | 623    |
| Maine                | 31                 | 76                     | 93     | 169    | 1,287               | 1,414  | 2,701   | 11   | 204    | 79      | 280     | 1   | 1     | 0      |
| Maryland             | 41                 | 143                    | 186    | 329    | 1,471               | 1,311  | 2,782   | 28   | 1,161  | 1,430   | 2,657   |   |       |        |
| Massachusetts        | 97                 | 334                    | 581    | 915    | 5,034               | 5,611  | 10,645  | 65   | 4,033  | 8,615   | 12,648  | 8   | 16    | 7      |
| Michigan             | 58                 | 64                     | 268    | 332    | 1,474               | 2,865  | 4,339   | 47   | 5,297  | 6,772   | 12,569  | 1   | 4     | 0      |
| Minnesota            | 54                 | 176                    | 231    | 407    | 2,439               | 2,922  | 5,361   | 45   | 2,354  | 2,974   | 5,328   | 1   | 1     | 0      |
| Mississippi          | 27                 | 82                     | 98     | 180    | 1,010               | 853    | 1,865   | 18   | 1,142  | 1,000   | 2,238   | 9   | 184   | 431    |
| Missouri             | 54                 | 141                    | 255    | 396    | 2,013               | 2,161  | 4,174   | 26   | 1,151  | 2,187   | 3,338   | 1   | 21    | 44     |
| Montana              | 10                 | 28                     | 53     | 81     | 341                 | 555    | 896     | 8  | 678    | 833     | 1,511   | 2   | 2     | 0      |
| Nebraska             | 25                 | 40                     | 92     | 132    | 415                 | 892    | 1,307   | 17   | 886    | 1,135   | 2,091   |   |       |        |
| New Hampshire        | 23                 | 126                    | 67     | 193    | 1,856               | 813    | 2,672   | 10   | 1,140  | 1,036   | 2,176   |   |       |        |
| New Jersey           | 63                 | 277                    | 257    | 534    | 3,033               | 1,728  | 4,761   | 50   | 3,180  | 3,321   | 6,501   | 1   | 1     | 0      |
| New Mexico           | 7                  | 11                     | 34     | 45     | 95                  | 158    | 253     | 7  | 402    | 760     | 1,162   |   |       |        |
| New York             | 222                | 646                    | 1,168  | 1,803  | 8,509               | 9,489  | 17,968  | 178  | 12,062 | 14,214  | 26,306  | 5   | 2     | 11     |
| North Carolina       | 66                 | 100                    | 194    | 294    | 2,407               | 2,644  | 5,051   | 48   | 1,918  | 2,638   | 4,456   | 22  | 460   | 948    |
| North Dakota         | 4                  | 16                     | 40     | 56     | 132                 | 356    | 488     | 9  | 465    | 629     | 994     |   |       |        |
| Ohio                 | 26                 | 91                     | 402    | 493    | 1,519               | 3,802  | 5,321   | 61   | 5,453  | 6,994   | 12,447  | 2   | 3     | 2      |
| Oklahoma             | 23                 | 29                     | 64     | 93     | 269                 | 580    | 849     | 20   | 1,120  | 1,436   | 2,556   |   |       |        |
| Oregon               | 16                 | 35                     | 87     | 122    | 237                 | 577    | 814     | 11   | 517    | 1,051   | 1,568   |   |       |        |
| Pennsylvania         | 140                | 477                    | 728    | 1,205  | 6,384               | 7,116  | 13,500  | 108  | 8,021  | 10,016  | 18,037  |   |       |        |
| Rhode Island         | 10                 | 42                     | 52     | 94     | 730                 | 432    | 1,162   | 6  | 172    | 341     | 513     |   |       |        |
| South Carolina       | 27                 | 70                     | 70     | 140    | 1,031               | 912    | 1,943   | 21   | 1,089  | 1,370   | 2,459   | 13  | 475   | 601    |
| South Dakota         | 11                 | 35                     | 48     | 78     | 259                 | 479    | 729     | 7  | 374    | 403     | 777     |   |       |        |
| Tennessee            | 58                 | 174                    | 125    | 299    | 3,027               | 1,904  | 4,931   | 48   | 2,288  | 2,606   | 4,894   | 6   | 246   | 880    |
| Texas                | 64                 | 177                    | 203    | 380    | 2,138               | 2,384  | 4,527   | 58   | 2,063  | 3,519   | 5,612   | 9   | 401   | 600    |
| Utah                 | 16                 | 128                    | 96     | 224    | 1,661               | 2,621  | 4,282   | 7  | 330    | 566     | 895     |   |       |        |
| Vermont              | 16                 | 31                     | 80     | 111    | 752                 | 1,019  | 1,771   | 6  | 62     | 176     | 238     |   |       |        |
| Virginia             | 60                 | 169                    | 194    | 363    | 2,587               | 1,613  | 4,200   | 44   | 1,154  | 2,105   | 3,259   | 13  | 189   | 592    |
| Washington           | 27                 | 58                     | 170    | 228    | 421                 | 1,016  | 1,437   | 19   | 752    | 1,488   | 2,240   |   |       |        |
| West Virginia        | 14                 | 32                     | 75     | 107    | 389                 | 495    | 884     | 11   | 494    | 493     | 987     |   |       |        |
| Wisconsin            | 35                 | 125                    | 166    | 294    | 1,688               | 1,672  | 3,360   | 22   | 704    | 1,109   | 1,813   | 2   | 2     | 1      |
| Wyoming              | 5                  | 6                      | 13     | 19     | 94                  | 146    | 240     | 1  | 22     | 106     | 128     |   |       |        |

For colored students enrolled in schools exclusively for colored youth, see Table 29

## PRIVATE HIGH SCHOOLS AND ACADEMIES, 1917-1918.

39

TABLE 7.—Private high schools and academies—Enrollment of secondary students by years, in the 2,058 schools reporting, 1917-18.

| States.                   | First year.        |        |        | Second year.       |        |        | Third year.        |        |        | Fourth year.       |        |        |
|---------------------------|--------------------|--------|--------|--------------------|--------|--------|--------------------|--------|--------|--------------------|--------|--------|
|                           | Schools reporting. | Boys.  | Girls. | Schools reporting. | Boys.  | Girls. | Schools reporting. | Boys.  | Girls. | Schools reporting. | Boys.  | Girls. |
| 1                         | 2                  | 3      | 4      | 5                  | 6      | 7      | 8                  | 9      | 10     | 11                 | 12     | 13     |
| United States.....        | 2,041              | 26,633 | 31,310 | 1,950              | 18,600 | 22,251 | 1,874              | 14,293 | 16,753 | 1,780              | 12,842 | 15,993 |
| Alabama.....              | 42                 | 386    | 491    | 38                 | 210    | 352    | 38                 | 165    | 313    | 33                 | 135    | 242    |
| Arizona.....              | 6                  | 85     | 108    | 7                  | 59     | 80     | 7                  | 46     | 57     | 7                  | 40     | 41     |
| Arkansas.....             | 15                 | 180    | 188    | 14                 | 79     | 91     | 15                 | 64     | 83     | 12                 | 34     | 62     |
| California.....           | 83                 | 585    | 934    | 83                 | 443    | 832    | 79                 | 315    | 641    | 75                 | 302    | 580    |
| Colorado.....             | 13                 | 74     | 244    | 13                 | 36     | 182    | 13                 | 24     | 125    | 11                 | 9      | 101    |
| Connecticut.....          | 44                 | 683    | 866    | 39                 | 645    | 384    | 38                 | 470    | 350    | 38                 | 514    | 337    |
| Delaware.....             | 6                  | 54     | 50     | 5                  | 35     | 31     | 5                  | 42     | 28     | 4                  | 68     | 33     |
| District of Columbia..... | 27                 | 471    | 892    | 25                 | 118    | 290    | 25                 | 111    | 301    | 24                 | 131    | 392    |
| Florida.....              | 17                 | 100    | 202    | 17                 | 78     | 97     | 17                 | 47     | 91     | 17                 | 78     | 96     |
| Georgia.....              | 58                 | 528    | 845    | 51                 | 344    | 625    | 47                 | 202    | 451    | 44                 | 200    | 373    |
| Idaho.....                | 13                 | 310    | 347    | 10                 | 152    | 201    | 9                  | 118    | 143    | 8                  | 67     | 74     |
| Illinois.....             | 94                 | 1,111  | 1,643  | 91                 | 791    | 1,202  | 87                 | 558    | 839    | 80                 | 455    | 961    |
| Indiana.....              | 36                 | 383    | 436    | 36                 | 439    | 35     | 384                | 298    | 33     | 244                | 227    | 227    |
| Iowa.....                 | 85                 | 505    | 957    | 84                 | 282    | 674    | 73                 | 178    | 474    | 67                 | 161    | 519    |
| Kansas.....               | 24                 | 262    | 429    | 24                 | 201    | 358    | 22                 | 90     | 218    | 22                 | 153    | 243    |
| Kentucky.....             | 64                 | 529    | 723    | 64                 | 357    | 470    | 60                 | 250    | 335    | 59                 | 227    | 263    |
| Louisiana.....            | 39                 | 430    | 479    | 38                 | 294    | 288    | 36                 | 224    | 262    | 28                 | 135    | 171    |
| Maine.....                | 31                 | 400    | 403    | 31                 | 334    | 340    | 31                 | 297    | 321    | 31                 | 258    | 350    |
| Maryland.....             | 41                 | 685    | 307    | 38                 | 334    | 422    | 37                 | 234    | 285    | 36                 | 218    | 297    |
| Massachusetts.....        | 94                 | 2,368  | 2,184  | 88                 | 984    | 1,290  | 80                 | 809    | 1,035  | 85                 | 785    | 1,102  |
| Michigan.....             | 58                 | 598    | 639    | 58                 | 376    | 728    | 56                 | 290    | 619    | 54                 | 240    | 579    |
| Minnesota.....            | 34                 | 967    | 1,036  | 52                 | 681    | 848    | 50                 | 467    | 558    | 49                 | 324    | 480    |
| Mississippi.....          | 27                 | 372    | 306    | 27                 | 282    | 221    | 27                 | 212    | 196    | 23                 | 144    | 132    |
| Missouri.....             | 54                 | 720    | 817    | 51                 | 505    | 692    | 47                 | 429    | 396    | 44                 | 260    | 346    |
| Montana.....              | 10                 | 142    | 214    | 10                 | 94     | 134    | 10                 | 60     | 102    | 10                 | 45     | 106    |
| Nebraska.....             | 25                 | 199    | 294    | 24                 | 75     | 227    | 23                 | 33     | 212    | 22                 | 88     | 159    |
| New Hampshire.....        | 23                 | 389    | 238    | 23                 | 487    | 219    | 22                 | 454    | 185    | 20                 | 529    | 171    |
| New Jersey.....           | 63                 | 829    | 519    | 62                 | 828    | 411    | 61                 | 728    | 389    | 58                 | 648    | 409    |
| New Mexico.....           | 7                  | 34     | 60     | 7                  | 36     | 42     | 6                  | 13     | 29     | 6                  | 12     | 27     |
| New York.....             | 221                | 3,301  | 3,202  | 204                | 2,231  | 2,319  | 199                | 1,629  | 1,854  | 197                | 1,848  | 2,114  |
| North Carolina.....       | 65                 | 942    | 923    | 62                 | 613    | 707    | 58                 | 455    | 548    | 53                 | 397    | 468    |
| North Dakota.....         | 9                  | 45     | 164    | 9                  | 32     | 94     | 9                  | 26     | 60     | 8                  | 19     | 38     |
| Ohio.....                 | 78                 | 615    | 1,488  | 76                 | 408    | 1,005  | 72                 | 398    | 737    | 61                 | 188    | 572    |
| Oklahoma.....             | 23                 | 114    | 209    | 23                 | 60     | 159    | 20                 | 74     | 98     | 20                 | 41     | 114    |
| Oregon.....               | 16                 | 90     | 197    | 16                 | 66     | 163    | 16                 | 51     | 112    | 15                 | 30     | 106    |
| Pennsylvania.....         | 139                | 2,188  | 3,023  | 131                | 1,582  | 1,643  | 123                | 1,254  | 1,157  | 110                | 1,360  | 1,293  |
| Rhode Island.....         | 10                 | 223    | 121    | 10                 | 179    | 116    | 10                 | 147    | 103    | 10                 | 181    | 92     |
| South Carolina.....       | 26                 | 449    | 464    | 24                 | 280    | 181    | 22                 | 173    | 177    | 17                 | 129    | 90     |
| South Dakota.....         | 11                 | 115    | 183    | 11                 | 66     | 136    | 11                 | 84     | 94     | 10                 | 35     | 66     |
| Tennessee.....            | 58                 | 1,001  | 761    | 56                 | 736    | 459    | 50                 | 651    | 367    | 48                 | 639    | 317    |
| Texas.....                | 64                 | 726    | 916    | 61                 | 600    | 639    | 59                 | 447    | 463    | 60                 | 380    | 366    |
| Utah.....                 | 16                 | 591    | 791    | 15                 | 525    | 1,069  | 15                 | 306    | 421    | 15                 | 239    | 340    |
| Vermont.....              | 16                 | 273    | 263    | 16                 | 209    | 288    | 16                 | 137    | 242    | 16                 | 133    | 226    |
| Virginia.....             | 69                 | 767    | 660    | 66                 | 673    | 424    | 62                 | 599    | 319    | 47                 | 545    | 310    |
| Washington.....           | 27                 | 163    | 343    | 27                 | 105    | 268    | 27                 | 92     | 207    | 24                 | 61     | 198    |
| West Virginia.....        | 14                 | 104    | 139    | 14                 | 120    | 140    | 14                 | 86     | 117    | 14                 | 79     | 99     |
| Wisconsin.....            | 35                 | 644    | 671    | 35                 | 413    | 498    | 33                 | 323    | 313    | 32                 | 408    | 290    |
| Wyoming.....              | 3                  | 27     | 41     | 3                  | 23     | 42     | 3                  | 18     | 30     | 3                  | 26     | 33     |

TABLE 8.—Private high schools and academies—Distribution of students according to the length of course offered, 1917-18.

| States.                   | One-year high schools. |           |                    | Two-year high schools. |           |                    | Three-year high schools. |           |                    | Four-year high schools. |           |                    |
|---------------------------|------------------------|-----------|--------------------|------------------------|-----------|--------------------|--------------------------|-----------|--------------------|-------------------------|-----------|--------------------|
|                           | Number reporting.      | Students. | Per cent of total. | Number reporting.      | Students. | Per cent of total. | Number reporting.        | Students. | Per cent of total. | Number reporting.       | Students. | Per cent of total. |
| 1                         | 2                      | 3         | 4                  | 5                      | 6         | 7                  | 8                        | 9         | 10                 | 11                      | 12        | 13                 |
| United States.....        | 73                     | 8,082     | 5.1                | 79                     | 2,531     | 1.6                | 146                      | 5,105     | 3.2                | 1,760                   | 143,027   | 90.1               |
| Alabama.....              | 2                      | 97        | 4.2                | 3                      | 62        | 2.7                | 4                        | 136       | 6.0                | 33                      | 1,999     | 87.1               |
| Arizona.....              |                        |           |                    |                        |           |                    |                          |           |                    | 7                       | 516       | 100.0              |
| Arkansas.....             |                        |           |                    |                        |           |                    | 3                        | 85        | 10.9               | 12                      | 696       | 89.1               |
| California.....           |                        |           |                    | 1                      | 36        | .8                 | 7                        | 203       | 4.4                | 75                      | 4,413     | 94.8               |
| Colorado.....             |                        |           |                    |                        |           |                    | 2                        | 26        | 3.3                | 11                      | 769       | 96.7               |
| Connecticut.....          | 5                      | 472       | 11.1               | 2                      | 134       | 3.2                |                          |           |                    | 38                      | 3,643     | 85.7               |
| Delaware.....             | 1                      | 21        | 6.2                |                        |           |                    |                          | 18        | 5.3                | 4                       | 302       | 88.5               |
| District of Columbia..... | 2                      | 900       | 33.3               | 1                      | 35        | 1.4                | 1                        | 20        | .7                 | 24                      | 1,751     | 64.7               |
| Florida.....              | 1                      | 40        | 5.1                |                        |           |                    |                          |           |                    | 17                      | 739       | 94.9               |
| Georgia.....              | 3                      | 185       | 5.1                | 5                      | 106       | 2.9                | 6                        | 103       | 2.9                | 44                      | 3,232     | 89.1               |
| Idaho.....                | 3                      | 72        | 5.1                | 1                      | 14        | 1.0                | 1                        | 128       | 9.1                | 8                       | 1,108     | 84.8               |
| Illinois.....             | 3                      | 53        | .7                 | 4                      | 170       | 2.2                | 7                        | 194       | 2.6                | 80                      | 7,143     | 94.5               |
| Indiana.....              |                        |           |                    | 1                      | 10        | .4                 | 2                        | 88        | 3.3                | 33                      | 2,589     | 96.3               |
| Iowa.....                 | 2                      | 157       | 4.2                | 5                      | 115       | 3.1                | 12                       | 302       | 8.2                | 67                      | 3,120     | 84.5               |
| Kansas.....               |                        |           |                    | 2                      | 206       | 10.5               |                          |           |                    | 22                      | 1,748     | 89.5               |
| Kentucky.....             | 1                      | 11        | .4                 | 4                      | 168       | 5.3                | 2                        | 34        | 1.1                | 59                      | 2,950     | 93.2               |
| Louisiana.....            | 1                      | 176       | 7.7                | 2                      | 46        | 2.0                | 8                        | 245       | 10.8               | 28                      | 1,816     | 79.5               |
| Maine.....                |                        |           |                    |                        |           |                    |                          |           |                    | 31                      | 2,701     | 100.0              |
| Maryland.....             | 3                      | 255       | 9.2                | 1                      | 15        | .5                 | 1                        | 35        | 1.2                | 36                      | 2,477     | 89.1               |
| Massachusetts.....        | 6                      | 1,890     | 17.7               |                        |           |                    | 6                        | 267       | 2.5                | 85                      | 8,498     | 79.8               |
| Michigan.....             | 0                      | 0         | .0                 | 1                      | 16        | .4                 | 3                        | 99        | 2.3                | 54                      | 4,224     | 97.3               |
| Minnesota.....            | 1                      | 373       | 7.0                | 3                      | 64        | 1.2                | 1                        | 202       | 3.8                | 49                      | 4,722     | 88.0               |
| Mississippi.....          |                        |           |                    |                        |           |                    | 4                        | 178       | 9.6                | 23                      | 1,687     | 90.5               |
| Missouri.....             | 3                      | 132       | 3.2                | 4                      | 84        | 2.0                | 3                        | 98        | 2.3                | 44                      | 3,860     | 92.5               |
| Montana.....              |                        |           |                    |                        |           |                    |                          |           |                    | 10                      | 890       | 100.0              |
| Nebraska.....             | 1                      | 20        | 1.5                | 1                      | 17        | 1.3                | 1                        | 30        | 2.3                | 22                      | 1,240     | 94.9               |
| New Hampshire.....        |                        |           |                    | 1                      | 27        | 1.0                | 2                        | 78        | 2.9                | 20                      | 2,569     | 96.1               |
| New Jersey.....           | 1                      | 13        | .3                 | 0                      | 0         | .0                 | 4                        | 171       | 3.6                | 58                      | 4,572     | 96.1               |
| New Mexico.....           |                        |           |                    | 1                      | 11        | 4.3                |                          |           |                    | 6                       | 242       | 95.7               |
| New York.....             | 14                     | 509       | 2.9                | 6                      | 118       | .6                 | 5                        | 128       | .7                 | 197                     | 17,243    | 95.8               |
| North Carolina.....       | 3                      | 319       | 6.3                | 2                      | 38        | .8                 | 8                        | 247       | 4.9                | 53                      | 4,447     | 88.0               |
| North Dakota.....         |                        |           |                    |                        |           |                    | 1                        | 47        | 9.6                | 8                       | 441       | 90.4               |
| Ohio.....                 | 1                      | 58        | 1.1                | 4                      | 182       | 3.4                | 12                       | 561       | 10.6               | 61                      | 4,520     | 84.9               |
| Oklahoma.....             |                        |           |                    | 1                      | 24        | 2.8                | 2                        | 35        | 4.1                | 20                      | 790       | 113.1              |
| Oregon.....               |                        |           |                    | 1                      | 18        | 2.2                |                          |           |                    | 15                      | 790       | 97.8               |
| Pennsylvania.....         | 7                      | 1,350     | 10.0               | 9                      | 509       | 3.7                | 14                       | 719       | 5.4                | 110                     | 10,622    | 80.8               |
| Rhode Island.....         |                        |           |                    |                        |           |                    |                          |           |                    | 10                      | 1,162     | 100.0              |
| South Carolina.....       | 3                      | 418       | 21.5               |                        |           |                    | 7                        | 309       | 15.9               | 17                      | 1,216     | 62.6               |
| South Dakota.....         |                        |           |                    |                        |           |                    | 1                        | 24        | 3.3                | 10                      | 705       | 96.7               |
| Tennessee.....            | 1                      | 138       | 2.8                | 6                      | 117       | 2.4                | 3                        | 68        | 1.4                | 48                      | 4,608     | 93.4               |
| Texas.....                | 1                      | 210       | 4.6                | 1                      | 23        | .3                 | 2                        | 21        | .5                 | 60                      | 4,283     | 94.4               |
| Utah.....                 | 1                      | 125       | 2.9                |                        |           |                    |                          |           |                    | 15                      | 4,157     | 97.1               |
| Vermont.....              |                        |           |                    |                        |           |                    |                          |           |                    | 16                      | 1,771     | 100.0              |
| Virginia.....             | 3                      | 98        | 2.3                | 4                      | 75        | 1.8                | 6                        | 97        | 2.3                | 47                      | 3,930     | 93.6               |
| Washington.....           |                        |           |                    |                        |           |                    | 3                        | 57        | 3.9                | 24                      | 1,380     | 96.1               |
| West Virginia.....        |                        |           |                    |                        |           |                    |                          |           |                    | 14                      | 884       | 100.0              |
| Wisconsin.....            |                        |           |                    | 2                      | 91        | 2.7                | 1                        | 54        | 1.6                | 32                      | 3,215     | 95.7               |
| Wyoming.....              |                        |           |                    |                        |           |                    |                          |           |                    | 3                       | 240       | 100.0              |

TABLE 9.—Private high schools and academies—Military drill in 1917-18.

| States                    | Total secondary students in military drill. |                                    |                           | Boys in military drill. |  |                                   | Girls in military drill. |   |                                    | Boys in military drill in 1915-16. |  |                                   |
|---------------------------|---|------------------------------------|---------------------------|-------------------------|--|-----------------------------------|--------------------------|---|------------------------------------|------------------------------------|--|-----------------------------------|
|                           | Schools reporting.                          | Total enrollment in these schools. | Number in military drill. | Schools reporting.      | Total number of boys in these schools. | Number of boys in military drill. | Schools reporting.       | Total number of girls in these schools. | Number of girls in military drill. | Schools reporting.                 | Total number of boys in these schools. | Number of boys in military drill. |
| 1                         | 2   | 3                                  | 4                         | 5                       | 6                                      | 7                                 | 8                        | 9                                       | 10                                 | 11                                 | 12                                     | 13                                |
| United States.....        | 532   | 39,908                             | 31,532                    | 474                     | 36,380                                 | 28,893                            | 65                       | 3,528                                   | 2,839                              | 134                                | 11,977                                 | 10,324                            |
| Alabama.....              | 9   | 575                                | 485                       | 8                       | 475                                    | 410                               | 1                        | 100                                     | 75                                 | 3                                  | 286                                    | 222                               |
| Arizona.....              | 2   | 127                                | 127                       | 2                       | 127                                    | 127                               |                          |   |                                    |                                    |  |                                   |
| Arkansas.....             | 1   | 330                                | 206                       | 7                       | 286                                    | 176                               | 1                        | 44                                      | 30                                 |                                    |  |                                   |
| California.....           | 15  | 879                                | 717                       | 13                      | 684                                    | 597                               | 3                        | 195                                     | 150                                | 7                                  | 327                                    | 327                               |
| Colorado.....             | 1   | 27                                 | 27                        | 1                       | 27                                     | 27                                |                          |   |                                    |                                    |  |                                   |
| Connecticut.....          | 18  | 1,721                              | 1,624                     | 17                      | 1,683                                  | 1,586                             | 1                        | 38                                      | 38                                 | 2                                  | 172                                    | 147                               |
| Delaware.....             | 1   | 47                                 | 47                        | 1                       | 47                                     | 47                                |                          |   |                                    |                                    |  |                                   |
| District of Columbia..... | 4   | 376                                | 374                       | 4                       | 376                                    | 374                               |                          |   |                                    | 1                                  | 148                                    | 112                               |
| Florida.....              | 6   | 182                                | 172                       | 6                       | 167                                    | 161                               | 1                        | 22                                      | 11                                 | 3                                  | 157                                    | 120                               |
| Georgia.....              | 18  | 946                                | 605                       | 14                      | 600                                    | 453                               | 5                        | 346                                     | 152                                | 6                                  | 556                                    | 556                               |
| Idaho.....                | 4   | 185                                | 94                        | 4                       | 185                                    | 94                                |                          |   |                                    |                                    |  |                                   |
| Illinois.....             | 18  | 1,200                              | 948                       | 14                      | 1,023                                  | 806                               | 5                        | 177                                     | 142                                | 3                                  | 805                                    | 305                               |
| Indiana.....              | 5   | 876                                | 804                       | 5                       | 828                                    | 864                               |                          |   |                                    | 3                                  | 610                                    | 534                               |
| Iowa.....                 | 14  | 384                                | 230                       | 13                      | 285                                    | 151                               | 1                        | 79                                      | 79                                 |                                    |  |                                   |
| Kansas.....               | 6   | 370                                | 231                       | 6                       | 370                                    | 231                               |                          |   |                                    | 1                                  | 14                                     | 14                                |
| Kentucky.....             | 11  | 481                                | 409                       | 11                      | 481                                    | 409                               |                          |   |                                    | 3                                  | 247                                    | 236                               |
| Louisiana.....            | 10  | 358                                | 328                       | 10                      | 358                                    | 328                               |                          |   |                                    |                                    |  |                                   |
| Maine.....                | 2   | 111                                | 105                       | 2                       | 111                                    | 105                               |                          |   |                                    |                                    |  |                                   |
| Maryland.....             | 19  | 488                                | 451                       | 9                       | 422                                    | 388                               | 1                        | 66                                      | 63                                 | 4                                  | 205                                    | 192                               |
| Massachusetts.....        | 23  | 2,192                              | 1,849                     | 20                      | 1,951                                  | 1,647                             | 3                        | 241                                     | 202                                | 3                                  | 733                                    | 225                               |
| Michigan.....             | 12  | 645                                | 503                       | 12                      | 645                                    | 503                               |                          |   |                                    |                                    |  |                                   |
| Minnesota.....            | 14  | 1,389                              | 1,120                     | 14                      | 1,362                                  | 1,118                             | 1                        | 21                                      | 2                                  | 3                                  | 617                                    | 617                               |
| Mississippi.....          | 10  | 716                                | 694                       | 10                      | 716                                    | 694                               |                          |   |                                    | 6                                  | 316                                    | 316                               |
| Missouri.....             | 9   | 1,064                              | 1,034                     | 9                       | 1,064                                  | 1,034                             |                          |   |                                    | 5                                  | 517                                    | 517                               |
| Montana.....              | 3   | 165                                | 120                       | 3                       | 137                                    | 108                               | 1                        | 28                                      | 12                                 |                                    |  |                                   |
| Nebraska.....             | 5   | 129                                | 96                        | 5                       | 129                                    | 96                                |                          |   |                                    | 1                                  | 15                                     | 15                                |
| New Hampshire.....        | 7   | 1,255                              | 611                       | 7                       | 1,255                                  | 611                               |                          |   |                                    | 2                                  | 386                                    | 179                               |
| New Jersey.....           | 29  | 2,916                              | 1,933                     | 24                      | 2,612                                  | 1,740                             | 5                        | 304                                     | 193                                | 7                                  | 348                                    | 235                               |
| New York.....             | 97  | 7,220                              | 4,783                     | 79                      | 6,399                                  | 4,171                             | 18                       | 821                                     | 612                                | 24                                 | 1,852                                  | 1,628                             |
| North Carolina.....       | 22  | 1,419                              | 908                       | 21                      | 1,331                                  | 818                               | 1                        | 88                                      | 68                                 | 6                                  | 334                                    | 334                               |
| North Dakota.....         | 1   | 10                                 | 10                        | 1                       | 10                                     | 10                                |                          |   |                                    |                                    |  |                                   |
| Ohio.....                 | 9   | 569                                | 483                       | 7                       | 386                                    | 318                               | 3                        | 213                                     | 167                                | 1                                  | 142                                    | 142                               |
| Oklahoma.....             | 4   | 76                                 | 36                        | 2                       | 9                                      | 5                                 | 2                        | 67                                      | 31                                 |                                    |  |                                   |
| Oregon.....               | 7   | 297                                | 235                       | 4                       | 163                                    | 160                               | 3                        | 134                                     | 76                                 | 1                                  | 80                                     | 80                                |
| Pennsylvania.....         | 38  | 3,244                              | 2,594                     | 32                      | 2,796                                  | 2,152                             | 6                        | 448                                     | 442                                | 9                                  | 847                                    | 686                               |
| Rhode Island.....         | 1   | 140                                | 136                       | 1                       | 140                                    | 136                               |                          |   |                                    | 3                                  | 248                                    | 202                               |
| South Carolina.....       | 7   | 519                                | 507                       | 7                       | 519                                    | 507                               |                          |   |                                    | 1                                  | 153                                    | 97                                |
| South Dakota.....         | 2   | 57                                 | 43                        | 2                       | 57                                     | 43                                |                          |   |                                    | 2                                  | 79                                     | 51                                |
| Tennessee.....            | 15  | 1,537                              | 1,468                     | 14                      | 1,530                                  | 1,441                             | 1                        | 27                                      | 27                                 | 4                                  | 431                                    | 393                               |
| Texas.....                | 16  | 1,146                              | 1,064                     | 15                      | 1,138                                  | 1,062                             | 1                        | 7                                       | 2                                  | 5                                  | 364                                    | 330                               |
| Utah.....                 | 3   | 213                                | 79                        | 3                       | 213                                    | 79                                |                          |   |                                    |                                    |  |                                   |
| Vermont.....              | 4   | 208                                | 161                       | 4                       | 208                                    | 161                               |                          |   |                                    |                                    |  |                                   |
| Virginia.....             | 10  | 1,857                              | 1,809                     | 16                      | 1,837                                  | 1,809                             |                          |   |                                    | 9                                  | 873                                    | 873                               |
| Washington.....           | 5   | 104                                | 86                        | 3                       | 42                                     | 40                                | 2                        | 62                                      | 46                                 |                                    |  |                                   |
| West Virginia.....        | 4   | 286                                | 285                       | 4                       | 286                                    | 285                               |                          |   |                                    | 3                                  | 267                                    | 267                               |
| Wisconsin.....            | 8   | 872                                | 813                       | 8                       | 872                                    | 813                               |                          |   |                                    | 3                                  | 404                                    | 344                               |



TABLE 10.—Private high schools and academies—Percentage distribution of total enrollment of secondary students by sex and by enrollment in each year of the course, 1917-18.

| States.                   | Total number of secondary student. | Per cent of total number. |        | In first year. |                    | In second year. |                    | In third year. |                    | In fourth year. |                    |
|---------------------------|------------------------------------|---------------------------|--------|----------------|--------------------|-----------------|--------------------|----------------|--------------------|-----------------|--------------------|
|                           |                                    | Boys.                     | Girls. | Total number.  | Per cent of total. | Total number.   | Per cent of total. | Total number.  | Per cent of total. | Total number.   | Per cent of total. |
| 1                         | 2                                  | 3                         | 4      | 5              | 6                  | 7               | 8                  | 9              | 10                 | 11              | 12                 |
| United States.....        | 158,745                            | 45.5                      | 54.5   | 58,143         | 36.6               | 40,751          | 25.7               | 31,016         | 19.5               | 28,835          | 18.2               |
| Alabama.....              | 2,204                              | 39.1                      | 60.9   | 877            | 39.2               | 562             | 24.5               | 478            | 20.9               | 377             | 16.4               |
| Arizona.....              | 516                                | 44.6                      | 55.4   | 193            | 37.4               | 139             | 26.9               | 103            | 20.0               | 81              | 15.9               |
| Arkansas.....             | 781                                | 45.7                      | 54.3   | 368            | 47.1               | 170             | 21.7               | 147            | 18.9               | 96              | 12.3               |
| California.....           | 4,652                              | 35.4                      | 64.6   | 1,519          | 32.7               | 1,295           | 27.8               | 956            | 20.6               | 882             | 18.9               |
| Colorado.....             | 795                                | 17.9                      | 82.1   | 318            | 40.0               | 218             | 27.4               | 149            | 18.8               | 110             | 13.8               |
| Connecticut.....          | 4,249                              | 54.4                      | 45.6   | 1,549          | 36.5               | 1,029           | 24.2               | 820            | 19.3               | 851             | 20.0               |
| Delaware.....             | 341                                | 58.4                      | 41.6   | 104            | 30.5               | 66              | 19.4               | 70             | 20.5               | 101             | 29.6               |
| District of Columbia..... | 2,706                              | 30.7                      | 69.3   | 1,363          | 50.3               | 408             | 15.0               | 412            | 15.5               | 523             | 19.2               |
| Florida.....              | 779                                | 38.9                      | 61.1   | 302            | 38.8               | 175             | 22.5               | 138            | 17.7               | 164             | 21.0               |
| Georgia.....              | 3,626                              | 36.8                      | 63.2   | 1,371          | 37.8               | 969             | 26.7               | 713            | 19.7               | 573             | 15.8               |
| Idaho.....                | 1,412                              | 45.8                      | 54.2   | 657            | 46.5               | 353             | 25.0               | 261            | 18.5               | 141             | 10.0               |
| Illinois.....             | 7,580                              | 38.6                      | 61.4   | 2,754          | 36.4               | 1,993           | 26.4               | 1,397          | 18.5               | 1,416           | 18.7               |
| Indiana.....              | 2,687                              | 53.2                      | 46.8   | 819            | 30.5               | 735             | 27.4               | 602            | 24.6               | 471             | 17.5               |
| Iowa.....                 | 3,694                              | 30.5                      | 69.5   | 1,462          | 39.6               | 900             | 24.3               | 652            | 17.7               | 680             | 18.4               |
| Kansas.....               | 1,954                              | 36.1                      | 63.9   | 691            | 35.4               | 559             | 28.6               | 308            | 15.7               | 396             | 20.3               |
| Kentucky.....             | 3,163                              | 43.4                      | 56.6   | 1,252          | 39.6               | 827             | 26.1               | 594            | 18.8               | 490             | 15.6               |
| Louisiana.....            | 2,283                              | 17.4                      | 82.6   | 909            | 39.8               | 582             | 25.5               | 486            | 21.3               | 308             | 13.4               |
| Maine.....                | 2,701                              | 7.7                       | 92.3   | 803            | 29.7               | 674             | 25.0               | 618            | 22.9               | 606             | 22.4               |
| Maryland.....             | 2,782                              | 52.9                      | 47.1   | 992            | 35.7               | 756             | 27.2               | 519            | 18.6               | 515             | 18.6               |
| Massachusetts.....        | 10,445                             | 47.3                      | 52.7   | 4,550          | 42.7               | 2,274           | 21.4               | 1,934          | 18.2               | 1,887           | 17.7               |
| Michigan.....             | 4,339                              | 34.0                      | 66.0   | 1,507          | 34.7               | 1,104           | 25.5               | 909            | 20.9               | 819             | 18.9               |
| Minnesota.....            | 5,361                              | 45.5                      | 54.5   | 2,013          | 37.3               | 1,529           | 28.5               | 1,025          | 19.2               | 804             | 15.0               |
| Mississippi.....          | 1,465                              | 54.1                      | 45.9   | 678            | 36.4               | 503             | 27.0               | 408            | 21.8               | 276             | 14.8               |
| Missouri.....             | 4,174                              | 48.2                      | 51.8   | 1,537          | 36.9               | 1,107           | 26.5               | 825            | 19.8               | 705             | 16.8               |
| Montana.....              | 890                                | 38.1                      | 61.9   | 356            | 39.7               | 229             | 25.5               | 162            | 18.1               | 150             | 16.7               |
| Nebraska.....             | 1,307                              | 31.8                      | 68.2   | 493            | 37.7               | 302             | 23.1               | 265            | 20.3               | 247             | 18.9               |
| New Hampshire.....        | 2,672                              | 69.6                      | 30.4   | 627            | 23.5               | 706             | 26.4               | 639            | 23.9               | 700             | 26.2               |
| New Jersey.....           | 4,761                              | 63.7                      | 36.3   | 1,345          | 28.3               | 1,239           | 26.0               | 1,117          | 23.5               | 1,057           | 22.2               |
| New Mexico.....           | 253                                | 37.6                      | 62.4   | 94             | 37.2               | 78              | 30.8               | 42             | 16.6               | 39              | 15.4               |
| New York.....             | 17,998                             | 47.3                      | 52.7   | 6,503          | 36.2               | 4,550           | 25.3               | 3,483          | 19.3               | 3,462           | 19.2               |
| North Carolina.....       | 5,051                              | 47.7                      | 52.3   | 1,845          | 36.9               | 1,320           | 26.2               | 1,001          | 19.8               | 865             | 17.1               |
| North Dakota.....         | 486                                | 27.1                      | 72.9   | 219            | 44.9               | 126             | 25.8               | 86             | 17.6               | 57              | 11.7               |
| Ohio.....                 | 6,321                              | 28.6                      | 71.4   | 2,103          | 33.5               | 1,413           | 26.6               | 1,045          | 19.6               | 760             | 14.3               |
| Oklahoma.....             | 849                                | 31.7                      | 68.3   | 323            | 38.1               | 219             | 25.8               | 152            | 17.9               | 155             | 18.2               |
| Oregon.....               | 814                                | 29.1                      | 70.9   | 287            | 35.3               | 229             | 28.1               | 163            | 20.0               | 135             | 16.6               |
| Pennsylvania.....         | 13,500                             | 47.3                      | 52.7   | 5,211          | 38.6               | 3,225           | 23.9               | 2,411          | 17.9               | 2,658           | 19.6               |
| Rhode Island.....         | 1,162                              | 62.8                      | 37.2   | 344            | 29.6               | 296             | 25.4               | 250            | 21.5               | 233             | 23.5               |
| South Carolina.....       | 1,943                              | 53.1                      | 46.9   | 913            | 47.0               | 461             | 23.7               | 350            | 18.0               | 219             | 11.3               |
| South Dakota.....         | 729                                | 34.3                      | 65.7   | 298            | 40.9               | 202             | 27.7               | 128            | 17.6               | 101             | 13.8               |
| Tennessee.....            | 4,061                              | 61.4                      | 38.6   | 1,762          | 35.7               | 1,196           | 24.3               | 1,018          | 20.7               | 966             | 19.4               |
| Texas.....                | 4,537                              | 47.4                      | 52.6   | 1,642          | 36.2               | 1,239           | 27.3               | 910            | 20.1               | 746             | 16.4               |
| Utah.....                 | 4,282                              | 38.8                      | 61.2   | 1,382          | 32.2               | 1,594           | 37.2               | 727            | 17.0               | 579             | 13.6               |
| Vermont.....              | 1,771                              | 57.5                      | 42.5   | 536            | 30.3               | 497             | 28.1               | 379            | 21.4               | 359             | 20.2               |
| Virginia.....             | 4,200                              | 61.6                      | 38.4   | 1,327          | 31.6               | 1,097           | 26.1               | 918            | 21.9               | 858             | 20.4               |
| Washington.....           | 1,437                              | 29.3                      | 70.7   | 506            | 35.2               | 378             | 26.0               | 299            | 20.8               | 269             | 18.0               |
| West Virginia.....        | 884                                | 44.0                      | 56.0   | 243            | 27.5               | 260             | 29.4               | 203            | 22.9               | 178             | 20.2               |
| Wisconsin.....            | 3,860                              | 50.2                      | 49.8   | 1,115          | 28.9               | 911             | 27.1               | 636            | 18.9               | 608             | 20.8               |
| Wyoming.....              | 240                                | 39.2                      | 60.8   | 68             | 28.3               | 65              | 27.1               | 48             | 20.0               | 59              | 24.6               |

TABLE 11.—Private high schools and academies—Graduates, 1917-18.

| States.                   | Graduates in 1918. <sup>1</sup> |        |        |        |                               | Graduates, class 1917, who went to college or university in 1917-18. |       |        |        | Graduates, class 1917, who went to other schools in 1917-18. |       |        |        | Graduates, class 1917, who went to higher institutions in 1917-18 (columns 10 and 14). |   |
|---------------------------|---------------------------------|--------|--------|--------|-------------------------------|--|-------|--------|--------|--|-------|--------|--------|--|---|
|                           | Schools reporting.              | Boys.  | Girls. | Total. | Per cent of total enrollment. | Schools reporting.   | Boys. | Girls. | Total. | Per cent of graduates in 1918. <sup>2</sup>                  | Boys. | Girls. | Total. |  | Per cent of graduates in 1918. <sup>2</sup> |
| 1                         | 2                               | 3      | 4      | 5      | 6                             | 7  | 8     | 9      | 10     | 11   | 12    | 13     | 14     | 15   | 16  |
| United States.....        | 1,852                           | 10,218 | 13,614 | 23,832 | 15.0                          | 1,326  | 6,091 | 3,095  | 9,186  | 38.5   | 1,056 | 2,925  | 3,981  | 16.7   | 13,167                                      |
| Alabama.....              | 36                              | 92     | 218    | 310    | 13.5                          | 19   | 54    | 51     | 105    | 33.9   | 3     | 32     | 35     | 11.8   | 140   |
| Arizona.....              | 7                               | 35     | 36     | 71     | 13.8                          | 4  | 6     | 2      | 8      | 11.3   | 5     | 3      | 8      | 11.3   | 16  |
| Arkansas.....             | 13                              | 32     | 57     | 89     | 11.4                          | 4  | 10    | 1      | 11     | 12.4   | 1     | 6      | 7      | 7.9  | 18  |
| California.....           | 76                              | 268    | 476    | 744    | 16.0                          | 53   | 162   | 183    | 345    | 44.4   | 18    | 161    | 179    | 24.1   | 534   |
| Colorado.....             | 11                              | 9      | 89     | 98     | 13.1                          | 9  | 6     | 25     | 31     | 31.6   | 1     | 32     | 33     | 33.6   | 64  |
| Connecticut.....          | 43                              | 442    | 342    | 824    | 19.4                          | 34   | 271   | 82     | 353    | 42.8   | 82    | 13     | 95     | 11.5   | 448   |
| Delaware.....             | 5                               | 23     | 21     | 44     | 12.9                          | 5  | 28    | 13     | 41     | 93.2   | 2     | 3      | 5      | 11.4   | 46  |
| District of Columbia..... | 22                              | 52     | 171    | 223    | 8.2                           | 15   | 40    | 50     | 90     | 40.4   | 5     | 20     | 25     | 11.2   | 115   |
| Florida.....              | 17                              | 36     | 75     | 111    | 14.2                          | 8  | 12    | 9      | 21     | 18.9   | 0     | 15     | 15     | 13.5   | 86  |
| Georgia.....              | 48                              | 117    | 300    | 417    | 11.5                          | 35   | 75    | 79     | 154    | 36.9   | 50    | 58     | 117    | 28.1   | 271   |
| Idaho.....                | 10                              | 68     | 74     | 142    | 10.1                          | 10   | 27    | 16     | 43     | 30.3   | 2     | 6      | 8      | 5.6  | 51  |
| Illinois.....             | 86                              | 540    | 640    | 1,180  | 16.1                          | 62   | 500   | 141    | 701    | 57.4   | 111   | 242    | 353    | 28.9   | 1,064                                       |
| Indiana.....              | 35                              | 241    | 236    | 477    | 17.8                          | 26   | 131   | 54     | 185    | 38.8   | 26    | 63     | 89     | 18.6   | 274   |
| Iowa.....                 | 76                              | 198    | 470    | 668    | 16.1                          | 50   | 89    | 83     | 172    | 25.7   | 23    | 127    | 150    | 22.5   | 322   |
| Kansas.....               | 24                              | 119    | 205    | 324    | 16.0                          | 21   | 31    | 42     | 73     | 22.5   | 14    | 28     | 42     | 13.0   | 115   |
| Kentucky.....             | 53                              | 161    | 233    | 394    | 12.5                          | 37   | 73    | 61     | 134    | 34.0   | 18    | 67     | 85     | 21.6   | 219   |
| Louisiana.....            | 34                              | 119    | 117    | 236    | 10.3                          | 24   | 68    | 47     | 115    | 48.8   | 28    | 27     | 55     | 23.3   | 170   |
| Maine.....                | 30                              | 200    | 272    | 472    | 17.5                          | 23   | 98    | 42     | 140    | 29.7   | 16    | 34     | 50     | 10.6   | 190   |
| Maryland.....             | 36                              | 244    | 207    | 451    | 16.2                          | 26   | 121   | 56     | 180    | 39.9   | 12    | 35     | 47     | 10.4   | 227   |
| Massachusetts.....        | 90                              | 674    | 1,042  | 1,716  | 16.1                          | 64   | 457   | 203    | 660    | 38.4   | 68    | 214    | 282    | 16.4   | 942   |
| Michigan.....             | 50                              | 217    | 451    | 668    | 15.4                          | 38   | 99    | 120    | 219    | 32.8   | 27    | 98     | 125    | 18.7   | 344   |
| Minnesota.....            | 49                              | 309    | 433    | 742    | 13.8                          | 48   | 211   | 6      | 217    | 29.2   | 16    | 137    | 153    | 20.6   | 370   |
| Mississippi.....          | 24                              | 116    | 113    | 229    | 12.2                          | 17   | 68    | 27     | 95     | 41.5   | 9     | 12     | 21     | 9.2  | 116   |
| Missouri.....             | 51                              | 298    | 313    | 611    | 13.9                          | 36   | 118   | 83     | 201    | 34.6   | 10    | 67     | 77     | 16.7   | 298   |
| Montana.....              | 10                              | 52     | 92     | 145    | 16.2                          | 9  | 33    | 31     | 64     | 44.1   | 5     | 20     | 25     | 17.2   | 89  |
| Nebraska.....             | 20                              | 56     | 147    | 203    | 15.6                          | 13   | 17    | 18     | 35     | 17.2   | 9     | 17     | 26     | 12.8   | 61  |
| New Hampshire.....        | 28                              | 342    | 146    | 488    | 18.3                          | 16   | 202   | 15     | 217    | 44.4   | 20    | 34     | 54     | 11.1   | 271   |
| New Jersey.....           | 60                              | 476    | 373    | 849    | 17.8                          | 46   | 304   | 97     | 401    | 47.2   | 24    | 83     | 117    | 13.8   | 318   |
| New Mexico.....           | 6                               | 12     | 14     | 26     | 13.4                          | 3  | 3     | 7      | 10     | 29.4   | 2     | 5      | 7      | 20.6   | 17  |
| New York.....             | 200                             | 1,133  | 1,422  | 2,557  | 14.2                          | 150  | 526   | 327    | 855    | 33.4   | 150   | 420    | 570    | 22.3   | 1,425                                       |
| North Carolina.....       | 58                              | 287    | 366    | 653    | 12.9                          | 45   | 210   | 64     | 274    | 42.0   | 24    | 36     | 60     | 9.1  | 334   |
| North Dakota.....         | 9                               | 15     | 49     | 64     | 13.1                          | 6  | 8     | 9      | 17     | 26.5   | 3     | 29     | 32     | 50.0   | 49  |
| Ohio.....                 | 75                              | 248    | 625    | 873    | 16.4                          | 20   | 188   | 141    | 279    | 31.9   | 9     | 168    | 177    | 20.3   | 456   |
| Oklahoma.....             | 16                              | 36     | 52     | 88     | 9.7                           | 11   | 7     | 17     | 24     | 29.3   | 2     | 14     | 16     | 19.5   | 40  |
| Oregon.....               | 15                              | 27     | 90     | 117    | 14.4                          | 9  | 24    | 30     | 54     | 46.2   | 13    | 30     | 43     | 36.7   | 97  |
| Pennsylvania.....         | 125                             | 1,064  | 1,657  | 2,721  | 20.2                          | 94   | 701   | 373    | 1,074  | 39.5   | 44    | 205    | 249    | 9.2  | 1,323                                       |
| Rhode Island.....         | 10                              | 47     | 75     | 122    | 13.9                          | 7  | 73    | 7      | 80     | 49.4   | 7     | 17     | 24     | 11.7   | 99  |
| South Carolina.....       | 21                              | 68     | 93     | 161    | 9.3                           | 18   | 84    | 40     | 124    | 68.5   | 11    | 17     | 28     | 15.5   | 122   |
| South Dakota.....         | 10                              | 29     | 62     | 91     | 15.9                          | 8  | 12    | 11     | 23     | 22.8   | 15    | 20     | 35     | 34.6   | 68  |
| Tennessee.....            | 53                              | 398    | 245    | 644    | 13.1                          | 36   | 228   | 74     | 302    | 46.9   | 43    | 35     | 78     | 12.1   | 360   |
| Texas.....                | 60                              | 288    | 333    | 621    | 13.7                          | 44   | 170   | 121    | 291    | 46.8   | 33    | 48     | 81     | 13.0   | 372   |
| Utah.....                 | 14                              | 158    | 226    | 384    | 8.9                           | 9  | 32    | 48     | 80     | 21.0   | 7     | 18     | 25     | 6.6  | 105   |
| Vermont.....              | 16                              | 111    | 226    | 337    | 19.0                          | 14   | 50    | 19     | 69     | 20.5   | 10    | 21     | 31     | 9.2  | 100   |
| Virginia.....             | 51                              | 328    | 197    | 525    | 12.4                          | 38   | 241   | 59     | 300    | 62.4   | 37    | 32     | 69     | 13.2   | 369   |
| Washington.....           | 25                              | 49     | 118    | 167    | 11.6                          | 15   | 28    | 36     | 64     | 38.3   | 6     | 53     | 59     | 35.3   | 123   |
| West Virginia.....        | 14                              | 76     | 77     | 153    | 17.3                          | 11   | 44    | 10     | 54     | 35.3   | 1     | 16     | 17     | 11.1   | 71  |
| Wisconsin.....            | 33                              | 226    | 273    | 500    | 14.9                          | 25   | 132   | 59     | 191    | 38.3   | 30    | 54     | 84     | 16.8   | 275   |
| Wyoming.....              | 2                               | 9      | 17     | 26     | 10.8                          | 3  | 4     | 6      | 10     | 38.5   | 0     | 3      | 3      | 11.5   | 13  |

<sup>1</sup> Many of these graduates did not complete a 4-year course. See Table 21.<sup>2</sup> These percentages are essentially correct. No data on the number of graduates in 1917 were collected.

TABLE 12.—Private high schools and academies—Enrollment of secondary students by courses of study, 1917-18.

| States.                   | In academic courses. |        |        |         | In commercial courses. <sup>1</sup> |       |        |        | In technical or manual training courses. |       |        |        |
|---------------------------|----------------------|--------|--------|---------|-------------------------------------|-------|--------|--------|--|-------|--------|--------|
|                           | Schools reporting.   | Boys.  | Girls. | Total.  | Schools reporting.                  | Boys. | Girls. | Total. | Schools reporting.                       | Boys. | Girls. | Total. |
| 1                         | 2                    | 3      | 4      | 5       | 6                                   | 7     | 8      | 9      | 10                                       | 11    | 12     | 13     |
| United States.....        | 2,019                | 61,587 | 71,034 | 132,621 | 872                                 | 9,157 | 14,644 | 23,801 | 194                                      | 3,301 | 2,479  | 5,780  |
| Alabama.....              | 42                   | 799    | 1,117  | 1,916   | 8                                   | 49    | 89     | 138    | 3  | 153   | 21     | 174    |
| Arizona.....              | 7                    | 204    | 264    | 468     | 2                                   | 26    | 18     | 44     | 1  | 38    | 2      | 40     |
| Arkansas.....             | 15                   | 314    | 401    | 715     | 7                                   | 35    | 44     | 79     | 1  | 5     | 0      | 5      |
| California.....           | 83                   | 1,537  | 2,089  | 4,286   | 38                                  | 157   | 408    | 565    | 4  | 41    | 20     | 61     |
| Colorado.....             | 13                   | 143    | 643    | 786     | 6                                   | 29    | 155    | 184    | 0  | 0     | 0      | 0      |
| Connecticut.....          | 45                   | 2,066  | 1,629  | 3,695   | 7                                   | 155   | 319    | 474    | 2  | 44    | 22     | 66     |
| Delaware.....             | 6                    | 156    | 129    | 285     | 3                                   | 43    | 13     | 56     | 0  | 0     | 0      | 0      |
| District of Columbia..... | 27                   | 698    | 1,781  | 2,479   | 12                                  | 104   | 175    | 279    | 1  | 10    | 20     | 30     |
| Florida.....              | 17                   | 265    | 354    | 619     | 4                                   | 44    | 51     | 95     | 3  | 51    | 22     | 73     |
| Georgia.....              | 54                   | 1,178  | 2,098  | 3,276   | 13                                  | 87    | 113    | 200    | 8  | 33    | 141    | 174    |
| Idaho.....                | 12                   | 441    | 560    | 1,001   | 7                                   | 45    | 129    | 174    | 6  | 203   | 17     | 220    |
| Illinois.....             | 94                   | 2,507  | 4,098  | 6,605   | 49                                  | 459   | 1,019  | 1,478  | 5  | 18    | 141    | 159    |
| Indiana.....              | 35                   | 1,299  | 1,139  | 2,438   | 21                                  | 140   | 208    | 348    | 2  | 15    | 0      | 15     |
| Iowa.....                 | 86                   | 1,037  | 2,409  | 3,446   | 35                                  | 289   | 411    | 700    | 6  | 82    | 107    | 189    |
| Kansas.....               | 24                   | 596    | 942    | 1,538   | 16                                  | 103   | 211    | 314    | 1  | 12    | 0      | 12     |
| Kentucky.....             | 62                   | 1,274  | 1,650  | 2,894   | 23                                  | 148   | 270    | 418    | 7  | 44    | 22     | 66     |
| Louisiana.....            | 37                   | 91     | 895    | 986     | 18                                  | 231   | 217    | 448    | 4  | 69    | 49     | 118    |
| Maine.....                | 31                   | 1,107  | 942    | 2,049   | 12                                  | 95    | 112    | 207    | 12                                       | 31    | 14     | 45     |
| Maryland.....             | 41                   | 1,240  | 1,136  | 2,376   | 15                                  | 223   | 174    | 397    | 8  | 21    | 50     | 71     |
| Massachusetts.....        | 95                   | 4,545  | 4,312  | 8,897   | 43                                  | 427   | 1,321  | 1,748  | 8  | 310   | 67     | 377    |
| Michigan.....             | 59                   | 1,403  | 2,661  | 4,064   | 31                                  | 191   | 465    | 656    | 5  | 60    | 37     | 106    |
| Minnesota.....            | 54                   | 1,857  | 2,070  | 4,541   | 33                                  | 641   | 526    | 1,167  | 9  | 116   | 42     | 158    |
| Mississippi.....          | 27                   | 757    | 741    | 1,498   | 14                                  | 266   | 67     | 333    | 6  | 112   | 29     | 141    |
| Missouri.....             | 51                   | 1,822  | 1,918  | 3,740   | 29                                  | 251   | 286    | 537    | 4  | 131   | 46     | 177    |
| Montana.....              | 10                   | 232    | 377    | 609     | 8                                   | 129   | 205    | 334    | 3  | 56    | 72     | 128    |
| Nebraska.....             | 25                   | 303    | 736    | 1,099   | 14                                  | 73    | 128    | 201    | 3  | 17    | 53     | 70     |
| New Hampshire.....        | 23                   | 1,454  | 548    | 2,202   | 11                                  | 178   | 200    | 378    | 2  | 19    | 2      | 21     |
| New Jersey.....           | 62                   | 2,899  | 1,484  | 4,373   | 16                                  | 144   | 273    | 417    | 9  | 78    | 268    | 346    |
| New Mexico.....           | 7                    | 95     | 158    | 253     | 2                                   | 2     | 39     | 41     | 0  | 0     | 0      | 0      |
| New York.....             | 221                  | 7,149  | 8,425  | 15,574  | 77                                  | 1,210 | 1,050  | 2,260  | 10                                       | 166   | 203    | 369    |
| North Carolina.....       | 60                   | 1,945  | 1,978  | 3,923   | 13                                  | 133   | 85     | 218    | 12                                       | 167   | 231    | 398    |
| North Dakota.....         | 8                    | 61     | 199    | 260     | 7                                   | 30    | 66     | 96     | 0  | 0     | 0      | 0      |
| Ohio.....                 | 76                   | 1,346  | 3,125  | 4,471   | 47                                  | 332   | 940    | 1,272  | 6  | 46    | 265    | 311    |
| Oklahoma.....             | 22                   | 260    | 484    | 744     | 12                                  | 35    | 106    | 141    | 3  | 16    | 16     | 32     |
| Oregon.....               | 16                   | 197    | 497    | 694     | 8                                   | 28    | 95     | 123    | 1  | 3     | 2      | 5      |
| Pennsylvania.....         | 133                  | 5,478  | 5,059  | 10,537  | 67                                  | 1,167 | 2,223  | 3,390  | 12                                       | 478   | 168    | 646    |
| Rhode Island.....         | 10                   | 667    | 319    | 986     | 7                                   | 63    | 109    | 172    | 0  | 0     | 0      | 0      |
| South Carolina.....       | 26                   | 746    | 457    | 1,203   | 10                                  | 83    | 119    | 202    | 5  | 59    | 121    | 180    |
| South Dakota.....         | 11                   | 153    | 256    | 409     | 7                                   | 85    | 64     | 149    | 0  | 0     | 0      | 0      |
| Tennessee.....            | 57                   | 2,707  | 1,640  | 4,407   | 13                                  | 81    | 122    | 203    | 3  | 55    | 31     | 86     |
| Texas.....                | 68                   | 1,717  | 1,961  | 3,678   | 27                                  | 281   | 237    | 518    | 4  | 81    | 37     | 118    |
| Utah.....                 | 16                   | 1,112  | 1,368  | 2,480   | 7                                   | 302   | 707    | 1,009  | 9  | 323   | 20     | 349    |
| Vermont.....              | 16                   | 690    | 748    | 1,317   | 10                                  | 155   | 238    | 393    | 2  | 85    | 0      | 85     |
| Virginia.....             | 69                   | 2,489  | 1,251  | 3,713   | 20                                  | 97    | 241    | 338    | 1  | 4     | 0      | 4      |
| Washington.....           | 27                   | 371    | 926    | 1,297   | 10                                  | 50    | 82     | 132    | 1  | 7     | 0      | 7      |
| West Virginia.....        | 14                   | 390    | 419    | 779     | 10                                  | 43    | 92     | 135    | 3  | 0     | 41     | 41     |
| Wisconsin.....            | 35                   | 1,514  | 1,340  | 2,854   | 23                                  | 187   | 350    | 546    | 4  | 36    | 74     | 110    |
| Wyoming.....              | 3                    | 93     | 138    | 231     | 1                                   | 1     | 3      | 4      | 0  | 0     | 0      | 0      |

<sup>1</sup> Schools offering only the commercial course have been included in the chapter on private commercial schools.

TABLE 13.—Private high schools and academies—Enrollment of secondary students by courses of study, 1917-18.

| States.                   | Teacher training courses. |       |        |        | Agricultural courses. |       |        |        | Home economics courses. |       |        |        | Industrial or trade training courses. |       |        |        |
|---------------------------|---------------------------|-------|--------|--------|-----------------------|-------|--------|--------|-------------------------|-------|--------|--------|---------------------------------------|-------|--------|--------|
|                           | Schools reporting.        | Boys. | Girls. | Total. | Schools reporting.    | Boys. | Girls. | Total. | Schools reporting.      | Boys. | Girls. | Total. | Schools reporting.                    | Boys. | Girls. | Total. |
| 1                         | 2                         | 3     | 4      | 5      | 6                     | 7     | 8      | 9      | 10                      | 11    | 12     | 13     | 14                                    | 15    | 16     | 17     |
| United States.....        | 291                       | 1,324 | 4,884  | 6,208  | 152                   | 2,299 | 1,324  | 3,623  | 411                     | 698   | 11,447 | 12,145 | 118                                   | 1,875 | 1,959  | 3,834  |
| Alabama.....              | 5                         | 10    | 54     | 64     | 6                     | 107   | 217    | 324    | 5                       | 57    | 275    | 332    | 2                                     | 57    | 87     | 144    |
| Arizona.....              | 2                         | 0     | 0      | 0      | 1                     | 18    | 22     | 40     | 1                       | 0     | 30     | 30     | 0                                     | 0     | 0      | 0      |
| Arkansas.....             | 2                         | 8     | 38     | 46     | 3                     | 16    | 17     | 33     | 6                       | 0     | 46     | 46     | 2                                     | 2     | 27     | 29     |
| California.....           | 2                         | 3     | 54     | 57     | 1                     | 4     | 0      | 4      | 10                      | 0     | 159    | 159    | 4                                     | 15    | 124    | 139    |
| Colorado.....             | 1                         | 2     | 5      | 7      | 2                     | 18    | 0      | 18     | 1                       | 0     | 14     | 14     | 1                                     | 1     | 2      | 3      |
| Connecticut.....          | 7                         | 2     | 23     | 25     | 2                     | 26    | 0      | 26     | 4                       | 0     | 192    | 192    | 0                                     | 0     | 0      | 0      |
| Delaware.....             | 0                         | 0     | 0      | 0      | 0                     | 0     | 0      | 0      | 0                       | 0     | 0      | 0      | 0                                     | 0     | 0      | 0      |
| District of Columbia..... | 29                        | 0     | 9      | 9      | 1                     | 0     | 0      | 0      | 6                       | 0     | 77     | 77     | 1                                     | 0     | 3      | 3      |
| Florida.....              | 1                         | 13    | 11     | 24     | 2                     | 13    | 40     | 53     | 4                       | 4     | 94     | 98     | 1                                     | 9     | 0      | 9      |
| Georgia.....              | 14                        | 7     | 147    | 154    | 9                     | 62    | 185    | 247    | 23                      | 24    | 744    | 768    | 7                                     | 40    | 64     | 104    |
| Idaho.....                | 4                         | 23    | 45     | 68     | 4                     | 204   | 0      | 204    | 7                       | 0     | 412    | 412    | 2                                     | 7     | 18     | 25     |
| Illinois.....             | 11                        | 2     | 99     | 101    | 0                     | 0     | 0      | 0      | 17                      | 25    | 504    | 529    | 2                                     | 14    | 15     | 29     |
| Indiana.....              | 1                         | 0     | 15     | 15     | 1                     | 6     | 0      | 6      | 0                       | 3     | 188    | 191    | 0                                     | 0     | 0      | 0      |
| Iowa.....                 | 17                        | 2     | 161    | 163    | 5                     | 32    | 23     | 55     | 25                      | 0     | 472    | 472    | 3                                     | 13    | 46     | 59     |
| Kansas.....               | 7                         | 8     | 84     | 92     | 1                     | 7     | 10     | 17     | 2                       | 0     | 35     | 35     | 0                                     | 0     | 0      | 0      |
| Kentucky.....             | 19                        | 181   | 271    | 452    | 7                     | 53    | 41     | 94     | 14                      | 3     | 244    | 247    | 3                                     | 23    | 6      | 29     |
| Louisiana.....            | 10                        | 10    | 126    | 136    | 4                     | 55    | 29     | 84     | 10                      | 30    | 254    | 284    | 2                                     | 95    | 128    | 223    |
| Maine.....                | 10                        | 4     | 255    | 259    | 6                     | 75    | 0      | 75     | 7                       | 5     | 162    | 167    | 2                                     | 22    | 34     | 56     |
| Maryland.....             | 1                         | 0     | 10     | 10     | 3                     | 24    | 10     | 34     | 7                       | 0     | 221    | 221    | 2                                     | 30    | 34     | 64     |
| Massachusetts.....        | 6                         | 25    | 260    | 285    | 3                     | 61    | 0      | 61     | 15                      | 12    | 604    | 620    | 3                                     | 60    | 35     | 95     |
| Michigan.....             | 5                         | 76    | 244    | 320    | 2                     | 9     | 0      | 9      | 4                       | 7     | 45     | 52     | 0                                     | 0     | 0      | 0      |
| Minnesota.....            | 7                         | 0     | 133    | 133    | 0                     | 0     | 0      | 0      | 11                      | 0     | 259    | 259    | 1                                     | 0     | 0      | 0      |
| Mississippi.....          | 8                         | 21    | 120    | 141    | 0                     | 90    | 61     | 151    | 11                      | 2     | 457    | 459    | 3                                     | 79    | 0      | 79     |
| Missouri.....             | 4                         | 27    | 53     | 80     | 3                     | 38    | 22     | 60     | 11                      | 319   | 0      | 319    | 0                                     | 0     | 0      | 0      |
| Montana.....              | 1                         | 0     | 3      | 3      | 0                     | 0     | 0      | 0      | 2                       | 29    | 46     | 75     | 0                                     | 0     | 0      | 0      |
| Nebraska.....             | 15                        | 28    | 195    | 223    | 5                     | 21    | 42     | 63     | 14                      | 17    | 209    | 225    | 1                                     | 0     | 14     | 14     |
| New Hampshire.....        | 0                         | 0     | 0      | 0      | 8                     | 85    | 0      | 85     | 11                      | 0     | 159    | 159    | 0                                     | 0     | 0      | 0      |
| New Jersey.....           | 3                         | 0     | 23     | 23     | 2                     | 17    | 1      | 18     | 9                       | 0     | 171    | 171    | 3                                     | 32    | 56     | 88     |
| New Mexico.....           | 2                         | 0     | 20     | 20     | 0                     | 0     | 0      | 0      | 2                       | 0     | 52     | 52     | 0                                     | 0     | 0      | 0      |
| New York.....             | 10                        | 30    | 148    | 178    | 4                     | 234   | 12     | 246    | 30                      | 78    | 1,142  | 1,220  | 7                                     | 116   | 179    | 295    |
| North Carolina.....       | 20                        | 81    | 436    | 517    | 15                    | 187   | 339    | 526    | 27                      | 30    | 818    | 848    | 11                                    | 208   | 202    | 410    |
| North Dakota.....         | 4                         | 1     | 24     | 25     | 2                     | 17    | 46     | 63     | 4                       | 0     | 50     | 50     | 1                                     | 14    | 7      | 21     |
| Ohio.....                 | 3                         | 0     | 54     | 54     | 2                     | 5     | 20     | 25     | 12                      | 0     | 604    | 604    | 1                                     | 24    | 34     | 58     |
| Oklahoma.....             | 3                         | 2     | 21     | 23     | 4                     | 14    | 23     | 37     | 7                       | 0     | 74     | 74     | 2                                     | 23    | 6      | 29     |
| Oregon.....               | 8                         | 2     | 81     | 83     | 0                     | 3     | 3      | 6      | 0                       | 0     | 177    | 177    | 1                                     | 2     | 3      | 5      |
| Pennsylvania.....         | 10                        | 393   | 259    | 652    | 3                     | 88    | 0      | 88     | 11                      | 0     | 245    | 245    | 5                                     | 264   | 95     | 359    |
| Rhode Island.....         | 0                         | 0     | 0      | 0      | 0                     | 0     | 0      | 0      | 1                       | 0     | 25     | 25     | 0                                     | 0     | 0      | 0      |
| South Carolina.....       | 9                         | 128   | 319    | 447    | 5                     | 82    | 34     | 116    | 5                       | 21    | 66     | 87     | 6                                     | 55    | 74     | 129    |
| South Dakota.....         | 5                         | 13    | 177    | 190    | 0                     | 0     | 0      | 0      | 4                       | 0     | 78     | 78     | 2                                     | 29    | 32     | 61     |
| Tennessee.....            | 7                         | 59    | 121    | 180    | 9                     | 233   | 31     | 264    | 11                      | 0     | 296    | 296    | 1                                     | 4     | 0      | 4      |
| Texas.....                | 9                         | 59    | 261    | 320    | 5                     | 83    | 49     | 132    | 18                      | 0     | 486    | 496    | 3                                     | 41    | 131    | 172    |
| Utah.....                 | 7                         | 67    | 159    | 226    | 7                     | 176   | 0      | 176    | 12                      | 25    | 846    | 871    | 15                                    | 204   | 154    | 358    |
| Vermont.....              | 5                         | 0     | 44     | 44     | 1                     | 34    | 0      | 34     | 7                       | 0     | 191    | 191    | 0                                     | 0     | 0      | 0      |
| Virginia.....             | 9                         | 17    | 204    | 221    | 5                     | 27    | 34     | 61     | 9                       | 7     | 177    | 184    | 10                                    | 273   | 271    | 544    |
| Washington.....           | 2                         | 0     | 55     | 55     | 0                     | 0     | 0      | 0      | 8                       | 0     | 141    | 141    | 0                                     | 0     | 0      | 0      |
| West Virginia.....        | 4                         | 9     | 31     | 40     | 1                     | 4     | 2      | 7      | 1                       | 0     | 20     | 20     | 0                                     | 0     | 0      | 0      |
| Wisconsin.....            | 3                         | 2     | 27     | 29     | 2                     | 9     | 4      | 13     | 4                       | 0     | 58     | 58     | 1                                     | 0     | 20     | 20     |
| Wyoming.....              | 1                         | 0     | 5      | 5      | 0                     | 0     | 0      | 0      | 0                       | 0     | 0      | 0      | 0                                     | 0     | 0      | 0      |



TABLE 14.—Private high schools and academies—Comparative data on schools, teachers, students, and graduates, and on high schools for boys only, for girls only, and coeducational, 1917-18.

| States.             | Secondary teachers to a school. | Secondary students to a school. | Secondary students to a teacher. | Graduates to a school. | Private high schools for boys only. |           | Private high schools for girls only. |           | Coeducational private high schools. |           |
|---------------------|---------------------------------|---------------------------------|----------------------------------|------------------------|-------------------------------------|-----------|--------------------------------------|-----------|-------------------------------------|-----------|
|                     |                                 |                                 |                                  |                        | Schools.                            | Students. | Schools.                             | Students. | Schools.                            | Students. |
| 1                   | 2                               | 3                               | 4                                | 5                      | 6                                   | 7         | 8                                    | 9         | 10                                  | 11        |
| United States...    | 6.9                             | 77.1                            | 11.2                             | 11.6                   | 390                                 | 42,696    | 732                                  | 45,023    | 936                                 | 71,026    |
| Alabama.....        | 4.5                             | 54.6                            | 12.2                             | 7.4                    | 6                                   | 406       | 16                                   | 735       | 20                                  | 1,153     |
| Arizona.....        | 5.1                             | 73.7                            | 14.3                             | 10.1                   | 1                                   | 20        | 1                                    | 24        | 5                                   | 468       |
| Arkansas.....       | 5.2                             | 52.1                            | 12.8                             | 5.9                    | 1                                   | 75        | 2                                    | 72        | 12                                  | 634       |
| California.....     | 56.0                            | 8.4                             | 8.9                              | 20                     | 1,306                               | 48        | 2,615                                | 15        | 731                                 | 357       |
| Colorado.....       | 61.2                            | 9.9                             | 7.5                              | 2                      | 26                                  | 6         | 412                                  | 5         | 357                                 |           |
| Connecticut.....    | 9.4                             | 94.4                            | 9.9                              | 18.3                   | 20                                  | 1,760     | 17                                   | 1,322     | 8                                   | 1,167     |
| Delaware.....       | 7.8                             | 56.8                            | 7.3                              | 7.3                    | 1                                   | 105       | 2                                    | 52        | 3                                   | 184       |
| Dist. Columbia..... | 9.0                             | 96.6                            | 10.1                             | 7.9                    | 5                                   | 476       | 19                                   | 1,144     | 4                                   | 1,086     |
| Florida.....        | 5.1                             | 43.3                            | 8.5                              | 6.2                    | 4                                   | 135       | 6                                    | 190       | 8                                   | 454       |
| Georgia.....        | 5.4                             | 62.5                            | 11.5                             | 7.2                    | 5                                   | 355       | 14                                   | 931       | 39                                  | 2,340     |
| Idaho.....          | 8.2                             | 108.6                           | 13.2                             | 10.9                   | 0                                   | 0         | 1                                    | 41        | 12                                  | 1,371     |
| Illinois.....       | 6.8                             | 80.4                            | 11.9                             | 12.9                   | 18                                  | 2,248     | 46                                   | 3,665     | 30                                  | 1,647     |
| Indiana.....        | 6.1                             | 74.6                            | 12.2                             | 13.3                   | 7                                   | 1,286     | 20                                   | 1,019     | 9                                   | 382       |
| Iowa.....           | 4.4                             | 42.9                            | 9.8                              | 7.7                    | 3                                   | 187       | 17                                   | 856       | 66                                  | 2,649     |
| Kansas.....         | 6.1                             | 81.4                            | 13.4                             | 13.5                   | 2                                   | 137       | 8                                    | 553       | 14                                  | 1,264     |
| Kentucky.....       | 5.0                             | 47.9                            | 9.7                              | 5.9                    | 5                                   | 713       | 23                                   | 974       | 38                                  | 1,476     |
| Louisiana.....      | 5.1                             | 58.5                            | 11.4                             | 6.0                    | 10                                  | 709       | 13                                   | 478       | 16                                  | 1,043     |
| Maine.....          | 5.5                             | 87.1                            | 15.9                             | 15.2                   | 3                                   | 121       | 1                                    | 54        | 27                                  | 2,526     |
| Maryland.....       | 8.0                             | 67.8                            | 8.5                              | 11.0                   | 16                                  | 1,051     | 15                                   | 1,022     | 10                                  | 709       |
| Massachusetts.....  | 9.4                             | 109.7                           | 11.6                             | 17.7                   | 24                                  | 4,109     | 54                                   | 4,691     | 19                                  | 1,845     |
| Michigan.....       | 5.7                             | 74.8                            | 13.1                             | 11.5                   | 3                                   | 259       | 13                                   | 1,084     | 42                                  | 2,998     |
| Minnesota.....      | 7.6                             | 99.3                            | 13.1                             | 12.4                   | 11                                  | 1,333     | 16                                   | 1,678     | 27                                  | 2,350     |
| Mississippi.....    | 6.7                             | 69.0                            | 10.4                             | 8.6                    | 9                                   | 706       | 6                                    | 266       | 12                                  | 893       |
| Missouri.....       | 7.3                             | 77.3                            | 10.5                             | 10.8                   | 13                                  | 1,596     | 21                                   | 1,465     | 20                                  | 1,113     |
| Montana.....        | 8.1                             | 89.6                            | 11.1                             | 14.6                   | 2                                   | 121       | 3                                    | 242       | 5                                   | 543       |
| Nebraska.....       | 5.3                             | 62.7                            | 9.9                              | 8.1                    | 4                                   | 193       | 9                                    | 538       | 12                                  | 576       |
| New Hampshire.....  | 8.4                             | 116.1                           | 13.8                             | 21.2                   | 5                                   | 1,145     | 1                                    | 40        | 17                                  | 1,487     |
| New Jersey.....     | 8.5                             | 75.6                            | 8.9                              | 13.4                   | 24                                  | 2,608     | 24                                   | 1,297     | 15                                  | 856       |
| New Mexico.....     | 6.4                             | 26.1                            | 5.6                              | 4.9                    | 2                                   | 93        | 4                                    | 143       | 1                                   | 17        |
| New York.....       | 8.1                             | 81.1                            | 9.9                              | 11.5                   | 56                                  | 6,249     | 90                                   | 6,437     | 76                                  | 5,312     |
| North Carolina..... | 5.4                             | 76.5                            | 14.3                             | 9.9                    | 9                                   | 697       | 8                                    | 748       | 39                                  | 3,606     |
| North Dakota.....   | 6.2                             | 54.2                            | 8.7                              | 7.1                    | 1                                   | 37        | 1                                    | 47        | 7                                   | 404       |
| Ohio.....           | 6.3                             | 68.2                            | 10.8                             | 11.2                   | 6                                   | 480       | 35                                   | 511       | 37                                  | 4,330     |
| Oklahoma.....       | 4.0                             | 36.9                            | 9.1                              | 8.6                    | 2                                   | 60        | 7                                    | 290       | 14                                  | 529       |
| Oregon.....         | 7.6                             | 60.9                            | 6.7                              | 7.3                    | 3                                   | 166       | 8                                    | 436       | 5                                   | 212       |
| Pennsylvania.....   | 8.6                             | 96.4                            | 11.2                             | 19.4                   | 28                                  | 4,091     | 54                                   | 3,800     | 58                                  | 5,600     |
| Rhode Island.....   | 9.4                             | 116.2                           | 12.4                             | 16.2                   | 2                                   | 540       | 5                                    | 342       | 3                                   | 280       |
| South Carolina..... | 5.2                             | 71.9                            | 13.9                             | 6.7                    | 4                                   | 531       | 5                                    | 117       | 18                                  | 1,295     |
| South Dakota.....   | 7.1                             | 66.3                            | 9.3                              | 9.1                    | 1                                   | 520       | 2                                    | 136       | 8                                   | 73        |
| Tennessee.....      | 5.2                             | 85.0                            | 16.4                             | 11.1                   | 10                                  | 1,398     | 12                                   | 508       | 36                                  | 3,025     |
| Texas.....          | 5.9                             | 70.9                            | 11.9                             | 9.7                    | 9                                   | 881       | 24                                   | 975       | 31                                  | 2,681     |
| Utah.....           | 14.0                            | 267.6                           | 11.7                             | 23.8                   | 0                                   | 0         | 3                                    | 118       | 13                                  | 4,164     |
| Vermont.....        | 6.9                             | 110.7                           | 15.9                             | 21.0                   | 1                                   | 73        | 3                                    | 120       | 12                                  | 1,578     |
| Virginia.....       | 6.1                             | 70.0                            | 11.6                             | 8.7                    | 17                                  | 2,133     | 19                                   | 1,040     | 24                                  | 1,027     |
| Washington.....     | 6.4                             | 53.2                            | 8.3                              | 6.2                    | 8                                   | 207       | 14                                   | 637       | 10                                  | 673       |
| West Virginia.....  | 7.6                             | 63.1                            | 8.3                              | 10.9                   | 4                                   | 286       | 5                                    | 311       | 5                                   | 287       |
| Wisconsin.....      | 8.4                             | 96.0                            | 11.4                             | 14.3                   | 8                                   | 1,068     | 11                                   | 852       | 16                                  | 1,440     |
| Wyoming.....        | 6.3                             | 80.0                            | 12.6                             | 8.7                    | 0                                   | 0         | 0                                    | 0         | 3                                   | 240       |

TABLE 15.—Classification of private high schools and academies according to control, 1917-18.—PART I.

| States.             | Total number of schools reporting. | Total number of instructors. | Total number of students. | Baptist. |              |           | Christian. |              |           | Congregational. |              |           |
|---------------------|------------------------------------|------------------------------|---------------------------|----------|--------------|-----------|------------|--------------|-----------|-----------------|--------------|-----------|
|                     |                                    |                              |                           | Schools. | Instructors. | Students. | Schools.   | Instructors. | Students. | Schools.        | Instructors. | Students. |
| 1                   | 2                                  | 3                            | 4                         | 5        | 6            | 7         | 8          | 9            | 10        | 11              | 12           | 13        |
| United States.....  | 2,038                              | 14,199                       | 158,745                   | 99       | 559          | 8,129     | 19         | 105          | 1,256     | 28              | 212          | 2,088     |
| Alabama.....        | 42                                 | 188                          | 2,294                     | 4        | 24           | 391       | 1          | 2            | 10        | 3               | 22           | 144       |
| Arizona.....        | 7                                  | 36                           | 516                       |          |              |           |            |              |           |                 |              |           |
| Arkansas.....       | 15                                 | 61                           | 781                       | 7        | 25           | 426       |            |              |           |                 |              |           |
| California.....     | 83                                 | 550                          | 4,632                     |          |              |           |            |              |           |                 |              |           |
| Colorado.....       | 13                                 | 80                           | 785                       |          |              |           |            |              |           |                 |              |           |
| Connecticut.....    | 45                                 | 425                          | 4,249                     |          |              |           |            |              |           |                 |              |           |
| Delaware.....       | 6                                  | 47                           | 341                       |          |              |           |            |              |           |                 |              |           |
| Dist. Columbia..... | 28                                 | 268                          | 2,706                     |          |              |           |            |              |           |                 |              |           |
| Florida.....        | 18                                 | 92                           | 779                       | 1        | 8            | 91        |            |              |           | 1               | 4            | 26        |
| Georgia.....        | 58                                 | 315                          | 3,626                     | 16       | 76           | 1,320     | 1          | 6            | 117       | 4               | 22           | 212       |
| Idaho.....          | 13                                 | 107                          | 1,412                     |          |              |           |            |              |           |                 |              |           |
| Illinois.....       | 94                                 | 635                          | 7,560                     |          |              |           |            |              |           |                 |              |           |
| Indiana.....        | 36                                 | 221                          | 2,687                     |          |              |           |            |              |           |                 |              |           |
| Iowa.....           | 80                                 | 376                          | 3,694                     |          |              |           |            |              |           |                 |              |           |
| Kansas.....         | 24                                 | 146                          | 1,954                     |          |              |           |            |              |           |                 |              |           |
| Kentucky.....       | 66                                 | 327                          | 3,163                     | 6        | 34           | 280       | 3          | 12           | 180       |                 |              |           |
| Louisiana.....      | 39                                 | 200                          | 2,293                     | 6        | 21           | 221       |            |              |           | 1               | 12           | 208       |
| Maine.....          | 31                                 | 169                          | 2,701                     | 5        | 43           | 773       | 1          | 7            | 54        |                 |              |           |
| Maryland.....       | 41                                 | 329                          | 2,782                     |          |              |           |            |              |           |                 |              |           |
| Massachusetts.....  | 97                                 | 976                          | 10,645                    |          |              |           |            |              |           | 1               | 16           | 170       |
| Michigan.....       | 58                                 | 332                          | 4,339                     |          |              |           |            |              |           |                 |              |           |
| Minnesota.....      | 54                                 | 410                          | 5,361                     | 2        | 13           | 269       |            |              |           | 3               | 38           | 347       |
| Mississippi.....    | 27                                 | 180                          | 1,865                     | 3        | 21           | 210       | 1          | 8            | 44        | 1               | 13           | 159       |
| Missouri.....       | 54                                 | 396                          | 4,174                     | 2        | 13           | 203       | 1          | 6            | 47        | 2               | 8            | 137       |
| Montana.....        | 10                                 | 81                           | 896                       |          |              |           |            |              |           |                 |              |           |
| Nebraska.....       | 25                                 | 132                          | 1,307                     |          |              |           |            |              |           | 1               | 6            | 61        |
| New Hampshire.....  | 21                                 | 193                          | 2,672                     | 1        | 9            | 175       |            |              |           | 2               | 12           | 185       |
| New Jersey.....     | 63                                 | 534                          | 4,761                     | 1        | 17           | 225       |            |              |           |                 |              |           |
| New Mexico.....     | 7                                  | 45                           | 253                       |          |              |           |            |              |           |                 |              |           |
| New York.....       | 222                                | 1,803                        | 17,998                    | 1        | 4            | 37        | 3          | 19           | 160       |                 |              |           |
| North Carolina..... | 66                                 | 354                          | 5,051                     | 16       | 72           | 1,228     | 1          | 6            | 20        | 4               | 20           | 166       |
| North Dakota.....   | 9                                  | 56                           | 488                       |          |              |           |            |              |           |                 |              |           |
| Ohio.....           | 78                                 | 493                          | 5,321                     |          |              |           |            |              |           |                 |              |           |
| Oklahoma.....       | 23                                 | 83                           | 849                       | 1        | 7            | 61        | 1          | 8            | 181       |                 |              |           |
| Oregon.....         | 16                                 | 122                          | 814                       |          |              |           |            |              |           |                 |              |           |
| Pennsylvania.....   | 140                                | 1,205                        | 13,500                    | 2        | 20           | 126       |            |              |           |                 |              |           |
| Rhode Island.....   | 10                                 | 94                           | 1,162                     |          |              |           |            |              |           |                 |              |           |
| South Carolina..... | 27                                 | 140                          | 1,943                     | 4        | 26           | 253       |            |              |           |                 |              |           |
| South Dakota.....   | 11                                 | 78                           | 729                       |          |              |           |            |              |           | 1               | 4            | 24        |
| Tennessee.....      | 58                                 | 290                          | 4,931                     | 5        | 16           | 278       | 3          | 22           | 316       | 1               | 7            | 26        |
| Texas.....          | 64                                 | 380                          | 4,537                     | 5        | 39           | 682       | 1          | 2            | 46        | 1               | 12           | 96        |
| Utah.....           | 16                                 | 224                          | 4,282                     |          |              |           |            |              |           |                 |              |           |
| Vermont.....        | 16                                 | 111                          | 1,771                     |          |              |           |            |              |           |                 |              |           |
| Virginia.....       | 60                                 | 363                          | 4,200                     | 7        | 45           | 588       | 1          | 2            | 12        |                 |              |           |
| Washington.....     | 27                                 | 174                          | 1,437                     |          |              |           |            |              |           |                 |              |           |
| West Virginia.....  | 14                                 | 107                          | 884                       | 3        | 16           | 204       |            |              |           |                 |              |           |
| Wisconsin.....      | 35                                 | 294                          | 3,360                     | 1        | 8            | 98        |            |              |           | 2               | 16           | 146       |
| Wyoming.....        | 3                                  | 19                           | 240                       |          |              |           | 1          | 5            | 60        |                 |              |           |

TABLE 15.—Classification of private high schools and academies according to control, 1917-18.—PART II.

| States.              | Episcopal. |              |           | Friends. |              |           | Latter Day Saints. |              |           | Lutheran. |              |           | Methodist. |              |           | Methodist Episcopal South. |              |           |
|----------------------|------------|--------------|-----------|----------|--------------|-----------|--------------------|--------------|-----------|-----------|--------------|-----------|------------|--------------|-----------|----------------------------|--------------|-----------|
|                      | Schools.   | Instructors. | Students. | Schools. | Instructors. | Students. | Schools.           | Instructors. | Students. | Schools.  | Instructors. | Students. | Schools.   | Instructors. | Students. | Schools.                   | Instructors. | Students. |
| 1                    | 2          | 3            | 4         | 5        | 6            | 7         | 8                  | 9            | 10        | 11        | 12           | 13        | 14         | 15           | 16        | 17                         | 18           | 19        |
| United States..      | 78         | 745          | 5,826     | 28       | 227          | 2,290     | 10                 | 256          | 5,483     | 53        | 333          | 3,981     | 69         | 490          | 6,367     | 25                         | 142          | 2,090     |
| Alabama.....         | 2          | 7            | 70        |          |              |           |                    |              |           |           |              |           | 4          | 17           | 330       | 2                          | 10           | 150       |
| Arizona.....         |            |              |           |          |              |           | 3                  | 19           | 434       |           |              |           |            |              |           |                            |              |           |
| Arkansas.....        |            |              |           |          |              |           |                    |              |           |           |              |           | 2          | 10           | 82        | 1                          | 2            | 48        |
| California.....      | 2          | 18           | 206       |          |              |           |                    |              |           |           |              |           | 1          | 8            | 41        |                            |              |           |
| Colorado.....        |            |              |           |          |              |           | 1                  | 5            | 78        |           |              |           |            |              |           |                            |              |           |
| Connecticut.....     | 5          | 41           | 311       |          |              |           |                    |              |           |           |              |           | 1          | 10           | 87        |                            |              |           |
| Delaware.....        |            |              |           | 1        | 7            | 76        |                    |              |           |           |              |           |            |              |           |                            |              |           |
| District of Columbia | 3          | 39           | 208       |          |              |           |                    |              |           |           |              |           | 2          | 12           | 166       |                            |              |           |
| Florida.....         | 2          | 9            | 86        |          |              |           |                    |              |           |           |              |           | 5          | 15           | 118       | 5                          | 39           | 608       |
| Georgia.....         | 2          | 10           | 60        |          |              |           |                    |              |           |           |              |           |            |              |           |                            |              |           |
| Idaho.....           | 1          | 5            | 41        |          |              |           | 3                  | 41           | 908       |           |              |           | 1          | 10           | 32        |                            |              |           |
| Illinois.....        | 2          | 14           | 63        | 1        | 3            | 41        |                    |              |           | 1         | 8            | 94        | 2          | 16           | 110       |                            |              |           |
| Indiana.....         | 1          | 15           | 162       | 1        | 5            | 69        |                    |              |           | 2         | 13           | 195       |            |              |           |                            |              |           |
| Iowa.....            | 1          | 14           | 66        | 1        | 2            | 32        |                    |              |           | 37        | 353          | 1         | 10         | 56           |           |                            |              |           |
| Kansas.....          | 1          | 10           | 67        | 2        | 6            | 100       |                    |              |           | 1         | 12           | 141       | 1          | 3            | 190       |                            |              |           |
| Kentucky.....        | 1          | 10           | 43        |          |              |           |                    |              |           |           |              |           | 4          | 18           | 307       | 3                          | 14           | 117       |
| Louisiana.....       |            |              |           |          |              |           |                    |              |           | 1         | 2            | 26        | 2          | 7            | 148       |                            |              | 68        |
| Maine.....           |            |              |           | 1        | 5            | 66        |                    |              |           |           |              |           | 1          | 7            | 111       |                            |              |           |
| Maryland.....        | 5          | 31           | 296       | 1        | 13           | 107       |                    |              |           |           |              |           | 1          | 4            | 33        |                            |              |           |
| Massachusetts.....   | 3          | 48           | 295       |          |              |           |                    |              |           |           |              |           |            |              |           |                            |              |           |
| Michigan.....        |            |              |           |          |              |           |                    |              |           | 2         | 8            | 64        | 1          | 6            | 54        |                            |              |           |
| Minnesota.....       |            |              |           |          |              |           |                    |              |           | 10        | 77           | 1,086     | 1          | 6            | 44        |                            |              |           |
| Mississippi.....     |            |              |           |          |              |           |                    |              |           |           |              |           | 2          | 10           | 155       | 2                          | 15           | 149       |
| Missouri.....        |            |              |           |          |              |           |                    |              |           | 1         | 8            | 181       | 2          | 14           | 127       |                            |              |           |
| Montana.....         |            |              |           |          |              |           |                    |              |           |           |              |           | 1          | 7            | 78        |                            |              |           |
| Nebraska.....        | 1          | 4            | 37        | 1        | 4            | 53        |                    |              |           | 6         | 39           | 350       |            |              |           |                            |              |           |
| New Hampshire.....   | 3          | 44           | 482       |          |              |           |                    |              |           |           |              |           | 1          | 12           | 257       |                            |              |           |
| New Jersey.....      | 3          | 19           | 106       |          |              |           |                    |              |           |           |              |           | 2          | 28           | 226       |                            |              |           |
| New York.....        | 10         | 113          | 904       | 4        | 30           | 171       |                    |              |           | 3         | 18           | 141       | 4          | 44           | 316       |                            |              |           |
| North Carolina.....  |            |              |           |          |              |           |                    |              |           | 4         | 16           | 280       | 4          | 27           | 349       | 2                          | 12           | 231       |
| North Dakota.....    |            |              |           |          |              |           |                    |              |           | 2         | 13           | 100       |            |              |           |                            |              |           |
| Ohio.....            | 1          | 7            | 23        | 1        | 5            | 60        |                    |              |           |           |              |           |            |              |           |                            |              |           |
| Oklahoma.....        |            |              |           | 1        | 3            | 29        |                    |              |           |           |              |           |            |              |           |                            |              |           |
| Oregon.....          | 1          | 11           | 54        |          |              |           |                    |              |           | 1         | 2            | 18        |            |              |           |                            |              |           |
| Pennsylvania.....    | 3          | 23           | 133       | 8        | 119          | 1,197     |                    |              |           | 1         | 8            | 27        | 2          | 34           | 207       |                            |              |           |
| Rhode Island.....    | 1          | 11           | 140       | 1        | 15           | 171       |                    |              |           |           |              |           | 6          | 42           | 708       |                            |              |           |
| South Carolina.....  | 1          | 10           | 170       |          |              |           |                    |              |           | 1         | 2            | 22        | 6          | 42           | 103       |                            |              |           |
| South Dakota.....    | 1          | 14           | 61        |          |              |           |                    |              |           | 2         | 15           | 199       | 1          | 7            | 100       |                            |              |           |
| Tennessee.....       | 5          | 38           | 350       | 1        | 3            | 46        |                    |              |           | 3         | 10           | 119       | 4          | 26           | 478       | 4                          | 14           | 206       |
| Texas.....           | 2          | 14           | 181       | 1        | 1            | 11        |                    |              |           |           |              |           | 6          | 42           | 907       | 3                          | 14           | 165       |
| Utah.....            | 1          | 10           | 26        |          |              |           | 11                 | 184          | 3,950     |           |              |           |            |              |           |                            |              |           |
| Vermont.....         | 1          | 8            | 19        |          |              |           |                    |              |           |           |              |           | 1          | 13           | 190       |                            |              |           |
| Virginia.....        | 6          | 58           | 492       | 1        | 2            | 18        |                    |              |           | 2         | 7            | 60        | 1          | 9            | 217       | 2                          | 17           | 257       |
| Washington.....      | 2          | 25           | 136       |          |              |           |                    |              |           | 2         | 12           | 117       | 1          | 8            | 62        |                            |              |           |
| West Virginia.....   | 1          | 8            | 32        |          |              |           |                    |              |           |           |              |           | 1          | 7            | 21        |                            |              |           |
| Wisconsin.....       | 4          | 57           | 477       |          |              |           |                    |              |           | 4         | 26           | 458       |            |              |           |                            |              |           |
| Wyoming.....         |            |              |           |          |              |           | 1                  | 7            | 118       |           |              |           |            |              |           |                            |              |           |

TABLE 15.—Classification of private high schools and academies according to control, 1917-18.—PART III.

| States.                   | Presbyterian. |              |           | Roman Catholic. |              |           | Seventh Day Adventist. |              |           | Other denominations. |              |           | Nonsectarian. |              |           |
|---------------------------|---------------|--------------|-----------|-----------------|--------------|-----------|------------------------|--------------|-----------|----------------------|--------------|-----------|---------------|--------------|-----------|
|                           | Schools.      | Instructors. | Students. | Schools.        | Instructors. | Students. | Schools.               | Instructors. | Students. | Schools.             | Instructors. | Students. | Schools.      | Instructors. | Students. |
| 1                         | 2             | 3            | 4         | 5               | 6            | 7         | 8                      | 9            | 10        | 11                   | 12           | 13        | 14            | 15           | 16        |
| United States.....        | 56            | 367          | 3,531     | 940             | 5,591        | 61,823    | 20                     | 141          | 1,805     | 45                   | 322          | 3,486     | 590           | 4,717        | 50,771    |
| Alabama.....              | 5             | 27           | 255       | 11              | 37           | 250       |                        |              |           |                      |              |           | 10            | 42           | 604       |
| Arizona.....              |               |              |           | 3               | 12           | 62        |                        |              |           |                      |              |           | 1             | 5            | 20        |
| Arkansas.....             |               |              |           | 4               | 20           | 167       |                        |              |           | 1                    | 4            | 58        |               |              |           |
| California.....           |               |              |           | 44              | 272          | 2,548     | 1                      | 8            | 106       | 2                    | 10           | 90        | 33            | 224          | 1,661     |
| Colorado.....             |               |              |           | 9               | 57           | 490       | 1                      | 5            | 74        |                      |              |           | 2             | 13           | 168       |
| Connecticut.....          |               |              |           | 5               | 43           | 311       |                        |              |           |                      |              |           | 35            | 341          | 3,827     |
| Delaware.....             |               |              |           | 3               | 26           | 160       |                        |              |           |                      |              |           | 1             | 4            | 18        |
| District of Columbia..... |               |              |           | 11              | 76           | 640       | 1                      | 23           | 185       |                      |              |           | 13            | 130          | 1,672     |
| Florida.....              | 1             | 7            | 50        | 7               | 26           | 207       |                        |              |           |                      |              |           | 4             | 26           | 153       |
| Georgia.....              | 6             | 45           | 204       | 5               | 24           | 288       |                        |              |           |                      |              |           | 14            | 78           | 698       |
| Idaho.....                |               |              |           | 3               | 11           | 71        | 3                      | 12           | 170       | 2                    | 26           | 231       | 1             | 9            | 87        |
| Illinois.....             | 1             | 6            | 40        | 63              | 429          | 5,676     |                        |              |           |                      |              |           | 24            | 159          | 1,536     |
| Indiana.....              |               |              |           | 24              | 113          | 1,388     | 1                      | 4            | 48        |                      |              | 121       | 5             | 66           | 704       |
| Iowa.....                 |               |              |           | 74              | 298          | 2,835     |                        |              |           | 2                    | 10           | 138       | 8             | 15           | 214       |
| Kansas.....               | 1             | 10           | 62        | 13              | 77           | 919       |                        |              |           | 5                    | 28           | 476       |               |              |           |
| Kentucky.....             | 7             | 26           | 177       | 25              | 142          | 1,104     |                        |              |           | 1                    | 1            | 25        | 16            | 70           | 980       |
| Louisiana.....            |               |              |           | 22              | 123          | 1,157     |                        |              |           |                      |              |           | 6             | 30           | 417       |
| Maine.....                |               |              |           | 1               | 9            | 76        |                        |              |           | 1                    | 10           | 73        | 21            | 88           | 1,518     |
| Maryland.....             |               |              |           | 13              | 98           | 619       |                        |              |           | 1                    | 7            | 44        | 20            | 186          | 1,683     |
| Massachusetts.....        |               |              |           | 33              | 246          | 3,191     | 1                      | 10           | 215       | 1                    | 3            | 16        | 58            | 502          | 6,758     |
| Michigan.....             |               |              |           | 46              | 241          | 3,107     | 2                      | 12           | 111       |                      |              |           | 7             | 65           | 1,008     |
| Minnesota.....            |               |              |           | 28              | 186          | 2,699     | 1                      | 12           | 64        | 1                    | 2            | 19        | 8             | 76           | 833       |
| Mississippi.....          | 3             | 20           | 226       | 10              | 40           | 437       |                        |              |           |                      |              |           | 5             | 80           | 485       |
| Missouri.....             | 1             | 4            | 53        | 36              | 233          | 2,215     |                        |              |           | 1                    | 18           | 143       | 8             | 92           | 1,066     |
| Montana.....              |               |              |           | 8               | 69           | 763       | 1                      | 5            | 55        |                      |              |           |               |              |           |
| Nebraska.....             |               |              |           | 16              | 79           | 804       |                        |              |           |                      |              |           |               |              |           |
| New Hampshire.....        |               |              |           | 4               | 13           | 215       |                        |              |           | 1                    | 8            | 80        | 11            | 96           | 1,328     |
| New Jersey.....           | 1             | 15           | 234       | 20              | 142          | 1,628     |                        |              |           | 1                    | 6            | 40        | 34            | 303          | 2,262     |
| New Mexico.....           | 1             | 2            | 32        | 6               | 43           | 221       |                        |              |           |                      |              |           |               |              |           |
| New York.....             |               |              |           | 117             | 823          | 10,514    |                        |              |           | 2                    | 21           | 277       | 78            | 731          | 5,469     |
| North Carolina.....       | 11            | 83           | 862       | 1               | 2            | 21        |                        |              |           | 2                    | 3            | 36        | 21            | 113          | 1,858     |
| North Dakota.....         |               |              |           | 6               | 37           | 328       | 1                      | 6            | 60        |                      |              |           |               |              |           |
| Ohio.....                 |               |              |           | 62              | 340          | 4,064     |                        |              |           | 1                    | 6            | 24        | 13            | 135          | 1,150     |
| Oklahoma.....             | 1             | 6            | 56        | 18              | 63           | 482       |                        |              |           | 1                    | 6            | 50        |               |              |           |
| Oregon.....               |               |              |           | 10              | 84           | 536       |                        |              |           | 1                    | 8            | 45        | 3             | 17           | 161       |
| Pennsylvania.....         | 2             | 9            | 81        | 70              | 419          | 5,688     |                        |              |           | 7                    | 87           | 869       | 45            | 486          | 5,172     |
| Rhode Island.....         |               |              |           | 6               | 33           | 753       |                        |              |           | 1                    | 7            | 45        | 1             | 8            | 53        |
| South Carolina.....       | 5             | 20           | 236       | 4               | 13           | 84        |                        |              |           |                      |              |           | 6             | 28           | 470       |
| South Dakota.....         |               |              |           | 5               | 81           | 268       |                        |              |           | 1                    | 7            | 74        |               |              |           |
| Tennessee.....            | 2             | 16           | 421       | 6               | 22           | 214       | 2                      | 11           | 143       |                      |              |           | 25            | 124          | 2,344     |
| Texas.....                | 1             | 13           | 58        | 27              | 147          | 1,017     | 1                      | 9            | 210       | 1                    | 3            | 37        | 12            | 74           | 1,009     |
| Utah.....                 | 2             | 16           | 184       | 1               | 6            | 63        |                        |              |           |                      |              |           | 1             | 8            | 86        |
| Vermont.....              |               |              |           | 4               | 19           | 296       |                        |              |           | 1                    | 13           | 299       | 9             | 58           | 1,067     |
| Virginia.....             | 3             | 20           | 199       | 13              | 74           | 411       | 1                      | 4            | 30        | 4                    | 19           | 168       | 19            | 106          | 1,710     |
| Washington.....           |               |              |           | 18              | 106          | 81        | 2                      | 12           | 240       |                      |              |           | 2             | 12           | 52        |
| West Virginia.....        | 2             | 22           | 131       | 5               | 41           | 369       |                        |              |           |                      |              |           | 2             | 13           | 107       |
| Wisconsin.....            |               |              |           | 19              | 140          | 1,627     | 1                      | 8            | 94        | 1                    | 4            | 38        | 8             | 35           | 422       |
| Wyoming.....              |               |              |           | 1               | 7            | 62        |                        |              |           |                      |              |           |               |              |           |



TABLE 16.—Private high schools and academies—Distribution of all students according to the length of school term, 1917-18.

| States.                | Term 120 days or under. |           |                    | Term 121 to 140 days. |            |                    | Term 141 to 160 days. |           |                    | Term 161 to 180 days. |           |                    | Term 181 to 200 days. |           |                    | Term over 200 days. |           |                    |
|------------------------|-------------------------|-----------|--------------------|-----------------------|------------|--------------------|-----------------------|-----------|--------------------|-----------------------|-----------|--------------------|-----------------------|-----------|--------------------|---------------------|-----------|--------------------|
|                        | Schools.                | Students. | Per cent of total. | Schools.              | Students.  | Per cent of total. | Schools.              | Students. | Per cent of total. | Schools.              | Students. | Per cent of total. | Schools.              | Students. | Per cent of total. | Schools.            | Students. | Per cent of total. |
| 1                      | 2                       | 3         | 4                  | 5                     | 6          | 7                  | 8                     | 9         | 10                 | 11                    | 12        | 13                 | 14                    | 15        | 16                 | 17                  | 18        | 19                 |
| United States..        | 61,094                  | 0.7       | 171,070            | 1.1                   | 190,12,386 | 7.8                | 965,75,748            | 47.7      | 593                | 44,035                | 27.7      | 261                | 23,812                | 15.0      |                    |                     |           |                    |
| Alabama.....           | 0                       | 0         | 0                  | 0                     | 0          | 0                  | 11                    | 496       | 21.6               | 23                    | 1,307     | 57.0               | 4                     | 127       | 5.5                | 4                   | 364       | 15.9               |
| Arizona.....           | 0                       | 0         | 0                  | 0                     | 0          | 0                  | 1                     | 70        | 13.6               | 2                     | 246       | 47.7               | 3                     | 62        | 12.0               | 1                   | 138       | 26.7               |
| Arkansas.....          | 0                       | 0         | 0                  | 0                     | 0          | 0                  | 4                     | 66        | 8.5                | 7                     | 547       | 70.0               | 2                     | 72        | 9.2                | 2                   | 95        | 12.3               |
| California.....        | 0                       | 0         | 0                  | 1                     | 12         | (1)                | 3                     | 107       | 2.4                | 34                    | 1,941     | 41.8               | 31                    | 2,061     | 44.3               | 14                  | 531       | 11.5               |
| Colorado.....          | 0                       | 0         | 0                  | 0                     | 0          | 0                  | 2                     | 89        | 11.2               | 9                     | 527       | 66.3               | 2                     | 179       | 22.5               | 0                   | 0         | 0                  |
| Connecticut.....       | 0                       | 0         | 0                  | 0                     | 0          | 0                  | 6                     | 376       | 8.9                | 22                    | 2,394     | 56.3               | 9                     | 735       | 17.3               | 8                   | 744       | 17.5               |
| Delaware.....          | 0                       | 0         | 0                  | 0                     | 0          | 0                  | 0                     | 0         | 0                  | 3                     | 139       | 40.8               | 1                     | 76        | 22.2               | 2                   | 126       | 37.0               |
| Dist. of Columbia..... | 0                       | 0         | 0                  | 0                     | 0          | 0                  | 6                     | 469       | 17.3               | 14                    | 998       | 36.9               | 1                     | 82        | 3.0                | 7                   | 1,157     | 42.8               |
| Florida.....           | 0                       | 0         | 0                  | 0                     | 0          | 0                  | 3                     | 188       | 24.2               | 9                     | 536       | 43.1               | 3                     | 106       | 13.6               | 8                   | 149       | 19.1               |
| Georgia.....           | 0                       | 0         | 0                  | 2                     | 34         | 1.0                | 10                    | 643       | 17.6               | 33                    | 2,253     | 62.1               | 2                     | 62        | 1.7                | 9                   | 630       | 17.4               |
| Idaho.....             | 0                       | 0         | 0                  | 1                     | 442        | 31.3               | 1                     | 128       | 9.1                | 8                     | 659       | 46.6               | 2                     | 80        | 5.7                | 1                   | 103       | 7.2                |
| Illinois.....          | 0                       | 0         | 0                  | 0                     | 0          | 0                  | 3                     | 109       | 1.4                | 40                    | 2,615     | 33.3               | 40                    | 3,890     | 51.3               | 11                  | 1,056     | 14.0               |
| Indiana.....           | 0                       | 0         | 0                  | 0                     | 0          | 0                  | 1                     | 22        | 8.12               | 12                    | 629       | 23.4               | 17                    | 916       | 34.1               | 6                   | 1,120     | 41.7               |
| Iowa.....              | 0                       | 0         | 0                  | 0                     | 0          | 0                  | 2                     | 62        | 1.7                | 55                    | 2,347     | 63.5               | 25                    | 991       | 28.8               | 4                   | 294       | 8.0                |
| Kansas.....            | 0                       | 0         | 0                  | 1                     | 3          | 0                  | 0                     | 0         | 0                  | 10                    | 1,415     | 72.4               | 3                     | 244       | 7.0                | 2                   | 137       | 17.6               |
| Kentucky.....          | 0                       | 0         | 0                  | 1                     | 11         | 3                  | 2                     | 37        | 1.2                | 34                    | 1,496     | 47.3               | 22                    | 1,185     | 37.5               | 7                   | 434       | 13.7               |
| Louisiana.....         | 1                       | 21        | 9.0                | 0                     | 0          | 0                  | 6                     | 504       | 22.1               | 11                    | 484       | 21.2               | 13                    | 578       | 25.3               | 8                   | 696       | 30.5               |
| Maine.....             | 0                       | 0         | 0                  | 0                     | 0          | 0                  | 1                     | 34        | 1.3                | 25                    | 2,080     | 77.0               | 5                     | 587       | 21.7               | 0                   | 0         | 0                  |
| Maryland.....          | 0                       | 0         | 0                  | 0                     | 0          | 0                  | 5                     | 223       | 8.17               | 17                    | 894       | 32.0               | 11                    | 1,102     | 40.0               | 8                   | 563       | 20.0               |
| Massachusetts.....     | 1,1                     | 243       | 11.7               | 0                     | 0          | 0                  | 18                    | 1,767     | 16.5               | 37                    | 3,609     | 33.9               | 23                    | 1,909     | 17.9               | 18                  | 2,127     | 20.0               |
| Michigan.....          | 0                       | 0         | 0                  | 1                     | 12         | 3                  | 1                     | 55        | 1.3                | 18                    | 1,660     | 38.2               | 34                    | 2,468     | 56.9               | 4                   | 144       | 3.3                |
| Minnesota.....         | 1                       | 373       | 6.9                | 0                     | 0          | 0                  | 3                     | 82        | 1.0                | 33                    | 2,900     | 55.2               | 12                    | 1,144     | 21.3               | 5                   | 802       | 15.0               |
| Mississippi.....       | 0                       | 0         | 0                  | 0                     | 0          | 0                  | 7                     | 440       | 24.1               | 8                     | 783       | 42.0               | 9                     | 461       | 24.9               | 3                   | 169       | 9.0                |
| Missouri.....          | 0                       | 0         | 0                  | 0                     | 0          | 0                  | 0                     | 0         | 0                  | 39                    | 2,448     | 58.7               | 15                    | 1,150     | 27.5               | 9                   | 576       | 13.8               |
| Montana.....           | 0                       | 0         | 0                  | 0                     | 0          | 0                  | 0                     | 0         | 0                  | 0                     | 0         | 0                  | 7                     | 624       | 69.6               | 3                   | 472       | 30.4               |
| Nebraska.....          | 0                       | 0         | 0                  | 0                     | 0          | 0                  | 1                     | 20        | 1.5                | 16                    | 913       | 72.2               | 7                     | 305       | 23.3               | 1                   | 39        | 3.0                |
| New Hampshire.....     | 0                       | 0         | 0                  | 0                     | 0          | 0                  | 0                     | 0         | 0                  | 11                    | 920       | 34.4               | 10                    | 1,149     | 43.0               | 2                   | 604       | 22.6               |
| New Jersey.....        | 0                       | 0         | 0                  | 0                     | 0          | 0                  | 9                     | 523       | 11.0               | 29                    | 1,634     | 40.6               | 19                    | 1,532     | 32.6               | 6                   | 792       | 15.8               |
| New Mexico.....        | 0                       | 0         | 0                  | 0                     | 0          | 0                  | 0                     | 0         | 0                  | 1                     | 32        | 12.7               | 4                     | 110       | 43.4               | 2                   | 111       | 43.8               |
| New York.....          | 0                       | 0         | 0                  | 2                     | 74         | 4                  | 24                    | 1,727     | 9.0                | 86                    | 7,587     | 42.2               | 86                    | 6,642     | 38.6               | 21                  | 1,668     | 9.2                |
| North Carolina.....    | 0                       | 0         | 0                  | 4                     | 57         | 1.7                | 16                    | 1,022     | 20.2               | 29                    | 2,567     | 50.8               | 5                     | 389       | 7.7                | 12                  | 966       | 19.6               |
| North Dakota.....      | 0                       | 0         | 0                  | 0                     | 0          | 0                  | 0                     | 0         | 0                  | 3                     | 160       | 32.8               | 5                     | 302       | 61.9               | 1                   | 26        | 5.8                |
| Ohio.....              | 0                       | 0         | 0                  | 0                     | 0          | 0                  | 3                     | 120       | 2.4                | 34                    | 2,357     | 44.3               | 32                    | 1,984     | 36.9               | 9                   | 874       | 16.4               |
| Oklahoma.....          | 0                       | 0         | 0                  | 0                     | 0          | 0                  | 0                     | 0         | 0                  | 16                    | 596       | 70.2               | 3                     | 82        | 9.7                | 4                   | 171       | 20.1               |
| Oregon.....            | 0                       | 0         | 0                  | 0                     | 0          | 0                  | 1                     | 42        | 5.2                | 3                     | 117       | 14.3               | 11                    | 578       | 71.0               | 1                   | 77        | 9.5                |
| Pennsylvania.....      | 1                       | 27        | (1)                | 1                     | 147        | 1.1                | 13                    | 795       | 5.8                | 63                    | 5,524     | 41.0               | 40                    | 4,293     | 31.8               | 22                  | 2,714     | 20.1               |
| Rhode Island.....      | 0                       | 0         | 0                  | 0                     | 0          | 0                  | 1                     | 53        | 4.6                | 1                     | 171       | 14.7               | 5                     | 714       | 61.4               | 3                   | 224       | 19.3               |
| South Carolina.....    | 1                       | 18        | 9.1                | 1                     | 60         | 3.1                | 10                    | 584       | 30.1               | 9                     | 800       | 45.8               | 2                     | 80        | 4.4                | 4                   | 305       | 15.7               |
| South Dakota.....      | 0                       | 0         | 0                  | 0                     | 0          | 0                  | 5                     | 24        | 3.3                | 8                     | 597       | 81.9               | 2                     | 108       | 14.8               | 0                   | 0         | 0                  |
| Tennessee.....         | 0                       | 0         | 0                  | 0                     | 0          | 0                  | 1                     | 203       | 4.1                | 33                    | 3,067     | 62.2               | 11                    | 836       | 17.0               | 9                   | 826       | 16.7               |
| Texas.....             | 0                       | 0         | 0                  | 0                     | 0          | 0                  | 5                     | 562       | 12.4               | 38                    | 3,068     | 67.4               | 11                    | 432       | 9.5                | 10                  | 445       | 10.7               |
| Utah.....              | 0                       | 0         | 0                  | 0                     | 0          | 0                  | 2                     | 232       | 5.4                | 10                    | 3,735     | 87.2               | 2                     | 177       | 4.2                | 2                   | 138       | 3.2                |
| Vermont.....           | 0                       | 0         | 0                  | 0                     | 0          | 0                  | 1                     | 32        | 1.8                | 7                     | 899       | 38.8               | 7                     | 1,121     | 65.2               | 1                   | 19        | 1.1                |
| Virginia.....          | 1                       | 0         | 3                  | 1                     | 78         | 1.7                | 6                     | 280       | 6.9                | 40                    | 2,617     | 62.3               | 6                     | 248       | 6.9                | 7                   | 900       | 22.9               |
| Washington.....        | 0                       | 12        | 0                  | 1                     | 58         | 2.9                | 0                     | 0         | 0                  | 14                    | 777       | 54.1               | 12                    | 604       | 42.0               | 0                   | 0         | 0                  |
| West Virginia.....     | 0                       | 0         | 0                  | 0                     | 0          | 0                  | 0                     | 0         | 0                  | 8                     | 437       | 19.4               | 2                     | 265       | 30.0               | 3                   | 182       | 20.6               |
| Wisconsin.....         | 0                       | 0         | 0                  | 0                     | 0          | 0                  | 1                     | 67        | 2.0                | 22                    | 2,374     | 67.7               | 10                    | 796       | 23.7               | 2                   | 223       | 6.3                |
| Wyoming.....           | 0                       | 0         | 0                  | 0                     | 0          | 0                  | 1                     | 118       | 49.2               | 3                     | 122       | 50.8               | 0                     | 0         | 0                  | 0                   | 0         | 0                  |

1 Per cent, 0.002.

TABLE 17.—One year private high schools and academies—Distribution of students according to the length of the school term, 1917-18.

| States.           | Term 121 to 140 days. |           | Term 141 to 160 days. |           | Term 161 to 180 days. |           | Term 181 to 200 days. |           | Term over 200 days. |           |
|-------------------|-----------------------|-----------|-----------------------|-----------|-----------------------|-----------|-----------------------|-----------|---------------------|-----------|
|                   | Schools.              | Students. | Schools.              | Students. | Schools.              | Students. | Schools.              | Students. | Schools.            | Students. |
| 1                 | 2                     | 3         | 4                     | 5         | 6                     | 7         | 8                     | 9         | 10                  | 11        |
| United States     | 5                     | 1,665     | 12                    | 704       | 28                    | 2,037     | 14                    | 594       | 14                  | 3,082     |
| Alabama           | 0                     | 0         | 0                     | 0         | 1                     | 57        | 0                     | 0         | 1                   | 40        |
| Connecticut       | 0                     | 0         | 2                     | 174       | 1                     | 195       | 1                     | 38        | 1                   | 65        |
| Delaware          | 0                     | 0         | 0                     | 0         | 0                     | 0         | 0                     | 0         | 1                   | 21        |
| Dist. of Columbia | 0                     | 0         | 0                     | 0         | 1                     | 109       | 0                     | 0         | 1                   | 800       |
| Florida           | 0                     | 0         | 0                     | 0         | 1                     | 40        | 0                     | 0         | 0                   | 0         |
| Georgia           | 0                     | 0         | 1                     | 55        | 2                     | 150       | 0                     | 0         | 0                   | 0         |
| Idaho             | 0                     | 0         | 0                     | 0         | 3                     | 72        | 0                     | 0         | 0                   | 0         |
| Illinois          | 0                     | 0         | 0                     | 0         | 1                     | 28        | 1                     | 12        | 1                   | 13        |
| Iowa              | 0                     | 0         | 0                     | 0         | 1                     | 11        | 1                     | 146       | 0                   | 0         |
| Kentucky          | 1                     | 11        | 0                     | 0         | 0                     | 0         | 0                     | 0         | 0                   | 0         |
| Louisiana         | 0                     | 0         | 0                     | 0         | 0                     | 0         | 0                     | 0         | 1                   | 176       |
| Maryland          | 0                     | 0         | 0                     | 0         | 1                     | 25        | 0                     | 0         | 2                   | 230       |
| Massachusetts     | 1                     | 1,243     | 2                     | 275       | 2                     | 172       | 0                     | 0         | 1                   | 190       |
| Minnesota         | 1                     | 373       | 0                     | 0         | 0                     | 0         | 0                     | 0         | 0                   | 0         |
| Missouri          | 0                     | 0         | 0                     | 0         | 3                     | 132       | 0                     | 0         | 0                   | 0         |
| Nebraska          | 0                     | 0         | 1                     | 20        | 0                     | 0         | 0                     | 0         | 0                   | 0         |
| New Jersey        | 0                     | 0         | 1                     | 13        | 0                     | 0         | 0                     | 0         | 0                   | 0         |
| New York          | 0                     | 0         | 0                     | 0         | 4                     | 76        | 9                     | 281       | 1                   | 132       |
| North Carolina    | 1                     | 20        | 0                     | 0         | 1                     | 145       | 0                     | 0         | 1                   | 154       |
| Ohio              | 0                     | 0         | 0                     | 0         | 0                     | 0         | 1                     | 58        | 0                   | 0         |
| Pennsylvania      | 0                     | 0         | 2                     | 30        | 1                     | 27        | 1                     | 50        | 3                   | 1,241     |
| South Carolina    | 1                     | 18        | 1                     | 11        | 1                     | 386       | 0                     | 0         | 0                   | 0         |
| Tennessee         | 0                     | 0         | 0                     | 0         | 1                     | 138       | 0                     | 0         | 0                   | 0         |
| Texas             | 0                     | 0         | 0                     | 0         | 1                     | 210       | 0                     | 0         | 0                   | 0         |
| Utah              | 0                     | 0         | 1                     | 125       | 0                     | 0         | 0                     | 0         | 0                   | 0         |
| Virginia          | 0                     | 0         | 1                     | 19        | 2                     | 80        | 0                     | 0         | 0                   | 0         |

1 This school has a term of 120 days or fewer.

TABLE 18.—Two-year private high schools and academies—Distribution of students according to length of the school term, 1917-18.

| States.                   | Term 121 to 140 days. |           | Term 141 to 160 days. |           | Term 161 to 180 days. |           | Term 181 to 200 days. |           | Term over 200 days. |           |
|---------------------------|-----------------------|-----------|-----------------------|-----------|-----------------------|-----------|-----------------------|-----------|---------------------|-----------|
|                           | Schools.              | Students. | Schools.              | Students. | Schools.              | Students. | Schools.              | Students. | Schools.            | Students. |
| 1                         | 2                     | 3         | 4                     | 5         | 6                     | 7         | 8                     | 9         | 10                  | 11        |
| United States...          | 4                     | 118       | 8                     | 143       | 35                    | 1,262     | 24                    | 636       | 8                   | 372       |
| Alabama.....              | 0                     | 0         | 2                     | 36        | 1                     | 26        | 0                     | 0         | 0                   | 0         |
| California.....           | 0                     | 0         | 0                     | 0         | 0                     | 6         | 0                     | 0         | 1                   | 36        |
| Connecticut.....          | 0                     | 0         | 0                     | 0         | 0                     | 0         | 0                     | 0         | 2                   | 134       |
| District of Columbia..... | 0                     | 0         | 0                     | 0         | 1                     | 33        | 0                     | 0         | 0                   | 0         |
| Georgia.....              | 0                     | 0         | 1                     | 11        | 4                     | 95        | 0                     | 0         | 0                   | 0         |
| Idaho.....                | 0                     | 0         | 0                     | 0         | 1                     | 14        | 0                     | 0         | 0                   | 0         |
| Illinois.....             | 0                     | 0         | 0                     | 0         | 1                     | 14        | 1                     | 33        | 2                   | 123       |
| Indiana.....              | 0                     | 0         | 0                     | 0         | 1                     | 10        | 0                     | 0         | 0                   | 0         |
| Iowa.....                 | 0                     | 0         | 0                     | 0         | 3                     | 61        | 2                     | 54        | 0                   | 0         |
| Kansas.....               | 1                     | 58        | 0                     | 0         | 1                     | 148       | 0                     | 0         | 0                   | 0         |
| Kentucky.....             | 0                     | 0         | 0                     | 0         | 4                     | 168       | 0                     | 0         | 0                   | 0         |
| Louisiana.....            | 1                     | 21        | 0                     | 0         | 1                     | 25        | 0                     | 0         | 0                   | 0         |
| Maryland.....             | 0                     | 0         | 0                     | 0         | 1                     | 15        | 0                     | 0         | 0                   | 0         |
| Michigan.....             | 0                     | 0         | 0                     | 0         | 0                     | 0         | 1                     | 16        | 0                   | 0         |
| Minnesota.....            | 0                     | 0         | 1                     | 19        | 0                     | 0         | 2                     | 45        | 0                   | 0         |
| Missouri.....             | 0                     | 0         | 0                     | 0         | 3                     | 65        | 1                     | 18        | 0                   | 0         |
| Nebraska.....             | 0                     | 0         | 0                     | 0         | 1                     | 17        | 0                     | 0         | 0                   | 0         |
| New Hampshire.....        | 0                     | 0         | 0                     | 0         | 0                     | 0         | 1                     | 27        | 0                   | 0         |
| New Mexico.....           | 0                     | 0         | 0                     | 0         | 0                     | 0         | 1                     | 11        | 0                   | 0         |
| New York.....             | 0                     | 0         | 0                     | 0         | 0                     | 0         | 5                     | 104       | 1                   | 14        |
| North Carolina.....       | 0                     | 0         | 1                     | 27        | 1                     | 11        | 0                     | 0         | 0                   | 0         |
| Ohio.....                 | 0                     | 0         | 0                     | 0         | 0                     | 0         | 3                     | 140       | 1                   | 42        |
| Oklahoma.....             | 0                     | 0         | 0                     | 0         | 0                     | 0         | 1                     | 24        | 0                   | 0         |
| Oregon.....               | 0                     | 0         | 0                     | 0         | 0                     | 0         | 1                     | 13        | 0                   | 0         |
| Pennsylvania.....         | 1                     | 27        | 1                     | 17        | 5                     | 398       | 2                     | 69        | 0                   | 0         |
| Tennessee.....            | 0                     | 0         | 1                     | 11        | 2                     | 29        | 3                     | 77        | 0                   | 0         |
| Texas.....                | 0                     | 0         | 0                     | 0         | 0                     | 0         | 0                     | 0         | 1                   | 23        |
| Virginia.....             | 1                     | 12        | 1                     | 22        | 2                     | 41        | 0                     | 0         | 0                   | 0         |
| Wisconsin.....            | 0                     | 0         | 0                     | 0         | 2                     | 91        | 0                     | 0         | 0                   | 0         |

<sup>1</sup> This school has a term of 120 days or fewer.

TABLE 19.—Three-year private high schools and academies—Distribution of students according to length of the school term, 1917-18.

| States.                   | Term 121 to 140 days. |           | Term 141 to 160 days. |           | Term 161 to 180 days. |           | Term 181 to 200 days. |           | Term over 200 days. |           |
|---------------------------|-----------------------|-----------|-----------------------|-----------|-----------------------|-----------|-----------------------|-----------|---------------------|-----------|
|                           | Schools.              | Students. | Schools.              | Students. | Schools.              | Students. | Schools.              | Students. | Schools.            | Students. |
| 1                         | 2                     | 3         | 4                     | 5         | 6                     | 7         | 8                     | 9         | 10                  | 11        |
| United States...          | 5                     | 207       | 20                    | 681       | 50                    | 1,452     | 55                    | 2,115     | 16                  | 650       |
| Alabama.....              | 0                     | 0         | 1                     | 21        | 3                     | 115       | 0                     | 0         | 0                   | 0         |
| Arkansas.....             | 0                     | 0         | 2                     | 27        | 1                     | 58        | 0                     | 0         | 0                   | 0         |
| California.....           | 1                     | 12        | 0                     | 0         | 1                     | 56        | 4                     | 125       | 1                   | 10        |
| Colorado.....             | 0                     | 0         | 1                     | 16        | 1                     | 10        | 0                     | 0         | 0                   | 0         |
| Delaware.....             | 0                     | 0         | 0                     | 0         | 1                     | 18        | 0                     | 0         | 0                   | 0         |
| District of Columbia..... | 0                     | 0         | 0                     | 0         | 0                     | 0         | 0                     | 0         | 1                   | 20        |
| Georgia.....              | 1                     | 18        | 2                     | 40        | 1                     | 11        | 1                     | 21        | 1                   | 13        |
| Idaho.....                | 0                     | 0         | 1                     | 128       | 0                     | 0         | 0                     | 0         | 0                   | 0         |
| Illinois.....             | 0                     | 0         | 1                     | 37        | 2                     | 22        | 4                     | 135       | 0                   | 0         |
| Indiana.....              | 0                     | 0         | 0                     | 0         | 1                     | 48        | 1                     | 30        | 0                   | 0         |
| Iowa.....                 | 0                     | 0         | 1                     | 32        | 4                     | 96        | 7                     | 174       | 0                   | 0         |
| Kentucky.....             | 0                     | 0         | 0                     | 0         | 1                     | 22        | 1                     | 12        | 0                   | 0         |
| Louisiana.....            | 0                     | 0         | 1                     | 41        | 2                     | 50        | 4                     | 91        | 1                   | 63        |
| Maryland.....             | 0                     | 0         | 0                     | 0         | 0                     | 0         | 1                     | 35        | 0                   | 0         |
| Massachusetts.....        | 0                     | 0         | 0                     | 0         | 2                     | 76        | 4                     | 101       | 0                   | 0         |
| Michigan.....             | 1                     | 12        | 0                     | 0         | 1                     | 47        | 1                     | 40        | 0                   | 0         |
| Minnesota.....            | 0                     | 0         | 0                     | 0         | 0                     | 0         | 1                     | 202       | 0                   | 0         |
| Mississippi.....          | 0                     | 0         | 0                     | 0         | 1                     | 94        | 3                     | 84        | 0                   | 0         |
| Missouri.....             | 0                     | 0         | 0                     | 0         | 1                     | 29        | 1                     | 24        | 1                   | 45        |
| Nebraska.....             | 0                     | 0         | 0                     | 0         | 1                     | 30        | 0                     | 0         | 0                   | 0         |
| New Hampshire.....        | 0                     | 0         | 0                     | 0         | 0                     | 0         | 2                     | 76        | 0                   | 0         |
| New Jersey.....           | 0                     | 0         | 0                     | 0         | 0                     | 0         | 3                     | 161       | 1                   | 10        |
| New York.....             | 0                     | 0         | 0                     | 0         | 1                     | 13        | 3                     | 78        | 1                   | 37        |
| North Carolina.....       | 1                     | 18        | 4                     | 98        | 0                     | 0         | 0                     | 0         | 3                   | 131       |
| North Dakota.....         | 0                     | 0         | 0                     | 0         | 1                     | 47        | 0                     | 0         | 0                   | 0         |
| Ohio.....                 | 0                     | 0         | 0                     | 0         | 4                     | 166       | 7                     | 225       | 1                   | 170       |
| Oklahoma.....             | 0                     | 0         | 0                     | 0         | 2                     | 35        | 0                     | 0         | 0                   | 0         |
| Pennsylvania.....         | 1                     | 147       | 0                     | 0         | 6                     | 208       | 5                     | 279       | 2                   | 85        |
| South Carolina.....       | 0                     | 0         | 4                     | 199       | 2                     | 42        | 1                     | 68        | 0                   | 0         |
| South Dakota.....         | 0                     | 0         | 1                     | 24        | 0                     | 0         | 0                     | 0         | 0                   | 0         |
| Tennessee.....            | 0                     | 0         | 0                     | 0         | 2                     | 39        | 0                     | 0         | 1                   | 29        |
| Texas.....                | 0                     | 0         | 0                     | 0         | 1                     | 10        | 0                     | 0         | 0                   | 11        |
| Virginia.....             | 0                     | 0         | 1                     | 18        | 4                     | 53        | 0                     | 0         | 1                   | 26        |
| Washington.....           | 0                     | 0         | 0                     | 0         | 3                     | 57        | 0                     | 0         | 0                   | 0         |
| Wisconsin.....            | 0                     | 0         | 0                     | 0         | 0                     | 0         | 1                     | 54        | 0                   | 0         |

<sup>1</sup> This school has a term of 120 days or fewer.



TABLE 20.—Four-year private high schools—Distribution of students according to length of the school term, 1917-18.

| States.             | Term 121 to 140 days. |           | Term 141 to 160 days. |           | Term 161 to 180 days. |           | Term 181 to 200 days. |           | Term over 200 days. |           |
|---------------------|-----------------------|-----------|-----------------------|-----------|-----------------------|-----------|-----------------------|-----------|---------------------|-----------|
|                     | Schools.              | Students. | Schools.              | Students. | Schools.              | Students. | Schools.              | Students. | Schools.            | Students. |
| 1                   | 2                     | 3         | 4                     | 5         | 6                     | 7         | 8                     | 9         | 10                  | 11        |
| United States.....  | 9                     | 774       | 156                   | 10,858    | 872                   | 70,997    | 500                   | 40,090    | 223                 | 19,708    |
| Alabama.....        |                       |           | 8                     | 439       | 18                    | 1,109     | 4                     | 127       | 3                   | 321       |
| Arizona.....        |                       |           | 1                     | 70        | 2                     | 216       | 3                     | 62        | 1                   | 138       |
| Arkansas.....       |                       |           | 2                     | 39        | 6                     | 489       | 2                     | 72        | 2                   | 96        |
| California.....     |                       |           | 3                     | 107       | 33                    | 1,885     | 27                    | 1,936     | 12                  | 455       |
| Colorado.....       |                       |           | 1                     | 73        | 8                     | 517       | 2                     | 179       | 0                   | 0         |
| Connecticut.....    |                       |           | 4                     | 202       | 21                    | 2,199     | 8                     | 697       | 5                   | 545       |
| Delaware.....       |                       |           | 0                     | 0         | 2                     | 121       | 1                     | 76        | 1                   | 105       |
| Dist. Columbia..... |                       |           | 6                     | 409       | 12                    | 863       | 1                     | 82        | 5                   | 337       |
| Florida.....        |                       |           | 3                     | 188       | 8                     | 296       | 3                     | 106       | 3                   | 119       |
| Georgia.....        | 1                     | 20        | 6                     | 557       | 28                    | 1,997     | 1                     | 41        | 8                   | 617       |
| Idaho.....          | 1                     | 442       | 0                     | 0         | 4                     | 573       | 2                     | 80        | 1                   | 103       |
| Illinois.....       | 0                     | 0         | 2                     | 72        | 36                    | 2,451     | 34                    | 3,700     | 8                   | 920       |
| Indiana.....        | 0                     | 0         | 1                     | 22        | 10                    | 571       | 16                    | 876       | 6                   | 1,120     |
| Iowa.....           | 0                     | 0         | 1                     | 30        | 47                    | 2,179     | 15                    | 617       | 4                   | 234       |
| Kansas.....         | 0                     | 0         | 0                     | 0         | 15                    | 1,267     | 5                     | 344       | 2                   | 137       |
| Kentucky.....       | 0                     | 0         | 2                     | 37        | 29                    | 1,306     | 21                    | 1,173     | 7                   | 434       |
| Louisiana.....      | 0                     | 0         | 5                     | 463       | 8                     | 409       | 9                     | 487       | 6                   | 457       |
| Maine.....          | 0                     | 0         | 1                     | 34        | 25                    | 2,080     | 5                     | 587       | 0                   | 0         |
| Maryland.....       | 0                     | 0         | 5                     | 223       | 15                    | 854       | 10                    | 1,067     | 6                   | 333       |
| Massachusetts.....  | 0                     | 0         | 16                    | 1,482     | 33                    | 3,361     | 19                    | 1,718     | 17                  | 1,937     |
| Michigan.....       | 0                     | 0         | 1                     | 55        | 17                    | 1,613     | 32                    | 2,412     | 4                   | 144       |
| Minnesota.....      | 0                     | 0         | 2                     | 63        | 33                    | 2,960     | 9                     | 897       | 5                   | 802       |
| Mississippi.....    | 0                     | 0         | 7                     | 449       | 7                     | 649       | 6                     | 340       | 3                   | 106       |
| Missouri.....       | 0                     | 0         | 0                     | 0         | 23                    | 2,221     | 13                    | 1,108     | 8                   | 531       |
| Montana.....        | 0                     | 0         | 0                     | 0         | 0                     | 0         | 7                     | 621       | 3                   | 272       |
| Nebraska.....       | 0                     | 0         | 0                     | 0         | 14                    | 896       | 7                     | 305       | 1                   | 39        |
| New Hampshire.....  | 0                     | 0         | 0                     | 0         | 11                    | 920       | 7                     | 1,015     | 2                   | 604       |
| New Jersey.....     | 0                     | 0         | 8                     | 510       | 29                    | 1,931     | 16                    | 1,391     | 5                   | 742       |
| New Mexico.....     | 0                     | 0         | 0                     | 0         | 1                     | 32        | 3                     | 99        | 2                   | 111       |
| New York.....       | 2                     | 74        | 24                    | 1,727     | 81                    | 7,498     | 72                    | 6,479     | 18                  | 1,465     |
| North Carolina..... | 2                     | 49        | 11                    | 897       | 27                    | 2,411     | 5                     | 380       | 8                   | 701       |
| North Dakota.....   | 0                     | 0         | 0                     | 0         | 2                     | 113       | 5                     | 302       | 1                   | 26        |
| Ohio.....           | 0                     | 0         | 3                     | 126       | 30                    | 2,191     | 21                    | 1,511     | 7                   | 662       |
| Oklahoma.....       | 0                     | 0         | 0                     | 0         | 14                    | 561       | 2                     | 58        | 4                   | 171       |
| Oregon.....         | 0                     | 0         | 1                     | 42        | 3                     | 117       | 10                    | 560       | 1                   | 77        |
| Pennsylvania.....   | 0                     | 0         | 10                    | 748       | 51                    | 4,900     | 32                    | 3,886     | 17                  | 1,388     |
| Rhode Island.....   | 0                     | 0         | 1                     | 83        | 1                     | 171       | 5                     | 714       | 3                   | 224       |
| South Carolina..... | 1                     | 60        | 5                     | 371       | 6                     | 462       | 1                     | 14        | 4                   | 305       |
| South Dakota.....   | 0                     | 0         | 0                     | 0         | 8                     | 597       | 2                     | 104       | 0                   | 0         |
| Tennessee.....      | 0                     | 0         | 4                     | 192       | 28                    | 2,861     | 8                     | 758       | 8                   | 727       |
| Texas.....          | 0                     | 0         | 5                     | 562       | 36                    | 2,838     | 11                    | 432       | 8                   | 451       |
| Utah.....           | 0                     | 0         | 1                     | 107       | 10                    | 8,735     | 2                     | 177       | 2                   | 138       |
| Vermont.....        | 0                     | 0         | 1                     | 32        | 7                     | 599       | 7                     | 1,121     | 1                   | 19        |
| Virginia.....       | 1                     | 73        | 3                     | 232       | 22                    | 2,443     | 5                     | 218       | 6                   | 934       |
| Washington.....     | 1                     | 56        | 0                     | 0         | 11                    | 720       | 12                    | 604       | 0                   | 0         |
| West Virginia.....  | 0                     | 0         | 0                     | 0         | 8                     | 437       | 3                     | 265       | 3                   | 182       |
| Wisconsin.....      | 0                     | 0         | 1                     | 67        | 20                    | 2,183     | 0                     | 742       | 2                   | 223       |
| Wyoming.....        | 0                     | 0         | 1                     | 118       | 2                     | 122       | 0                     | 0         | 0                   | 0         |

1 This school has a term of 120 days or fewer.

TABLE 21.—Four-year private high schools—Schools, instructors, students, and graduates, 1917-18.

| States.             | Four-year schools reporting. | Instructors of secondary students. |        |        | Secondary students. |        |         | Graduates. |        |        |                               |  |
|---------------------|------------------------------|------------------------------------|--------|--------|---------------------|--------|---------|------------|--------|--------|-------------------------------|--|
|                     |                              | Men.                               | Women. | Total. | Boys.               | Girls. | Total.  | Boys.      | Girls. | Total. | Per cent of total enrollment. | Per cent of enrollment in fourth year. |
| 1                   | 2                            | 3                                  | 4      | 5      | 6                   | 7      | 8       | 9          | 10     | 11     | 12                            | 13                                     |
| United States.....  | 1,760                        | 4,969                              | 8,012  | 13,011 | 65,321              | 77,706 | 143,027 | 9,118      | 12,138 | 21,256 | 15.6                          | 73.7                                   |
| Alabama.....        | 33                           | 51                                 | 108    | 159    | 775                 | 1,224  | 1,999   | 86         | 183    | 269    | 13.5                          | 71.3                                   |
| Arizona.....        | 7                            | 18                                 | 18     | 36     | 230                 | 286    | 516     | 35         | 36     | 71     | 13.7                          | 87.7                                   |
| Arkansas.....       | 12                           | 29                                 | 23     | 52     | 330                 | 366    | 696     | 32         | 53     | 85     | 12.2                          | 88.5                                   |
| California.....     | 75                           | 147                                | 373    | 520    | 1,603               | 2,810  | 4,413   | 255        | 419    | 674    | 15.3                          | 76.4                                   |
| Colorado.....       | 11                           | 11                                 | 65     | 76     | 117                 | 652    | 769     | 9          | 89     | 98     | 12.7                          | 80.1                                   |
| Connecticut.....    | 38                           | 186                                | 157    | 343    | 2,140               | 1,503  | 3,643   | 362        | 295    | 657    | 18.0                          | 77.2                                   |
| Delaware.....       | 4                            | 15                                 | 27     | 42     | 192                 | 110    | 302     | 23         | 19     | 42     | 13.9                          | 41.6                                   |
| Dist. Columbia..... | 24                           | 64                                 | 186    | 250    | 531                 | 1,220  | 1,751   | 52         | 158    | 210    | 12.0                          | 40.1                                   |
| Florida.....        | 17                           | 37                                 | 62     | 99     | 303                 | 436    | 739     | 26         | 73     | 109    | 14.8                          | 66.5                                   |
| Georgia.....        | 44                           | 86                                 | 189    | 275    | 1,172               | 2,060  | 3,232   | 98         | 277    | 375    | 11.6                          | 65.4                                   |
| Idaho.....          | 8                            | 35                                 | 49     | 84     | 554                 | 644    | 1,198   | 63         | 69     | 132    | 11.0                          | 83.6                                   |
| Illinois.....       | 80                           | 191                                | 386    | 577    | 2,683               | 4,460  | 7,143   | 436        | 642    | 1,078  | 16.5                          | 70.1                                   |
| Indiana.....        | 33                           | 99                                 | 114    | 213    | 1,399               | 1,190  | 2,589   | 238        | 215    | 453    | 17.5                          | 96.8                                   |
| Iowa.....           | 67                           | 72                                 | 255    | 327    | 845                 | 2,275  | 3,120   | 141        | 397    | 538    | 17.2                          | 79.0                                   |
| Kansas.....         | 22                           | 51                                 | 80     | 137    | 604                 | 1,144  | 1,748   | 94         | 182    | 276    | 15.5                          | 69.7                                   |
| Kentucky.....       | 59                           | 96                                 | 214    | 310    | 1,273               | 1,677  | 2,950   | 142        | 216    | 358    | 12.1                          | 73.1                                   |
| Louisiana.....      | 28                           | 79                                 | 91     | 170    | 940                 | 876    | 1,816   | 97         | 102    | 199    | 11.0                          | 65.2                                   |
| Maine.....          | 31                           | 76                                 | 93     | 169    | 1,287               | 1,414  | 2,701   | 200        | 272    | 472    | 17.5                          | 77.9                                   |
| Maryland.....       | 36                           | 133                                | 183    | 316    | 1,210               | 1,267  | 2,477   | 170        | 194    | 364    | 14.7                          | 70.7                                   |
| Massachusetts.....  | 85                           | 302                                | 516    | 818    | 3,631               | 4,867  | 8,498   | 657        | 843    | 1,500  | 17.6                          | 79.5                                   |
| Michigan.....       | 54                           | 64                                 | 260    | 321    | 1,434               | 2,790  | 4,224   | 213        | 445    | 658    | 15.6                          | 80.3                                   |
| Minnesota.....      | 49                           | 154                                | 226    | 380    | 2,017               | 2,705  | 4,722   | 260        | 433    | 693    | 14.7                          | 86.1                                   |
| Mississippi.....    | 23                           | 76                                 | 93     | 169    | 929                 | 758    | 1,687   | 110        | 100    | 210    | 12.4                          | 76.2                                   |
| Missouri.....       | 41                           | 121                                | 228    | 352    | 1,880               | 1,980  | 3,860   | 215        | 284    | 529    | 13.7                          | 75.1                                   |
| Montana.....        | 10                           | 28                                 | 53     | 81     | 341                 | 555    | 896     | 53         | 92     | 145    | 10.2                          | 66.6                                   |
| Nebraska.....       | 22                           | 34                                 | 88     | 122    | 367                 | 873    | 1,240   | 66         | 147    | 203    | 16.4                          | 82.8                                   |
| New Hampshire.....  | 20                           | 123                                | 62     | 185    | 1,816               | 753    | 2,569   | 327        | 130    | 457    | 17.8                          | 65.3                                   |
| New Jersey.....     | 58                           | 269                                | 246    | 515    | 2,947               | 1,630  | 4,577   | 465        | 351    | 816    | 17.8                          | 77.1                                   |
| New Mexico.....     | 6                            | 11                                 | 28     | 39     | 95                  | 147    | 242     | 12         | 22     | 34     | 14.1                          | 87.2                                   |
| New York.....       | 197                          | 593                                | 1,107  | 1,700  | 8,111               | 9,132  | 17,243  | 1,015      | 1,279  | 2,294  | 13.3                          | 66.3                                   |
| North Carolina..... | 53                           | 136                                | 109    | 305    | 2,073               | 2,374  | 4,447   | 213        | 424    | 667    | 15.0                          | 77.1                                   |
| North Dakota.....   | 8                            | 13                                 | 36     | 49     | 132                 | 309    | 441     | 15         | 36     | 51     | 11.6                          | 89.4                                   |
| Ohio.....           | 61                           | 77                                 | 373    | 450    | 1,210               | 3,310  | 4,520   | 172        | 542    | 714    | 15.8                          | 83.9                                   |
| Oklahoma.....       | 20                           | 29                                 | 59     | 88     | 261                 | 529    | 790     | 30         | 52     | 82     | 10.4                          | 82.9                                   |
| Oregon.....         | 15                           | 35                                 | 86     | 121    | 227                 | 509    | 736     | 21         | 85     | 109    | 13.7                          | 80.7                                   |
| Pennsylvania.....   | 110                          | 443                                | 625    | 1,068  | 5,530               | 5,392  | 10,922  | 850        | 1,168  | 2,018  | 18.5                          | 76.1                                   |
| Rhode Island.....   | 10                           | 42                                 | 52     | 94     | 730                 | 432    | 1,162   | 87         | 75     | 162    | 13.9                          | 89.4                                   |
| South Carolina..... | 17                           | 52                                 | 39     | 91     | 749                 | 467    | 1,216   | 73         | 52     | 125    | 10.2                          | 87.2                                   |
| South Dakota.....   | 10                           | 32                                 | 42     | 74     | 234                 | 471    | 705     | 39         | 62     | 101    | 14.8                          | 100.0                                  |
| Tennessee.....      | 48                           | 164                                | 104    | 268    | 2,921               | 1,687  | 4,608   | 390        | 215    | 605    | 13.1                          | 61.2                                   |
| Texas.....          | 60                           | 109                                | 194    | 303    | 2,057               | 2,226  | 4,283   | 279        | 315    | 594    | 13.9                          | 79.7                                   |
| Utah.....           | 15                           | 122                                | 94     | 216    | 1,601               | 2,556  | 4,157   | 147        | 216    | 363    | 8.7                           | 62.7                                   |
| Vermont.....        | 16                           | 31                                 | 80     | 111    | 752                 | 1,019  | 1,771   | 111        | 226    | 337    | 19.0                          | 98.9                                   |
| Virginia.....       | 47                           | 161                                | 162    | 323    | 2,641               | 1,389  | 4,030   | 316        | 109    | 425    | 11.5                          | 86.5                                   |
| Washington.....     | 24                           | 66                                 | 110    | 176    | 1,06                | 412    | 1,380   | 49         | 117    | 166    | 12.0                          | 64.2                                   |
| West Virginia.....  | 14                           | 32                                 | 75     | 107    | 389                 | 495    | 884     | 76         | 77     | 153    | 17.3                          | 86.0                                   |
| Wisconsin.....      | 32                           | 118                                | 153    | 271    | 1,652               | 1,563  | 3,215   | 226        | 270    | 496    | 15.4                          | 71.1                                   |
| Wyoming.....        | 3                            | 6                                  | 13     | 19     | 94                  | 146    | 240     | 9          | 17     | 26     | 10.8                          | 64.1                                   |

TABLE 22.—Four-year private high schools—Distribution of enrollment by years, and number of graduates going to college, etc., 1917-18.

| States.             | First year. |                    | Second year. |                    | Third year. |                    | Fourth year. |                    | Graduates, class 1917, who went to college, 1917-18. |   | Graduates, class 1917, who went to other schools than colleges or universities. |
|---------------------|-------------|--------------------|--------------|--------------------|-------------|--------------------|--------------|--------------------|--|---|---|
|                     | Students.   | Per cent of total. | Students.    | Per cent of total. | Students.   | Per cent of total. | Students.    | Per cent of total. | Number.  | Per cent of number of graduates in class of 1918. |   |
| 1                   | 2           | 3                  | 4            | 5                  | 6           | 7                  | 8            | 9                  | 10   | 11  | 12  |
| United States.....  | 46,313      | 32.4               | 38,075       | 26.6               | 29,804      | 20.8               | 28,835       | 20.2               | 8,378  | 39.4  | 3,647   |
| Alabama.....        | 680         | 34.5               | 492          | 24.6               | 441         | 22.1               | 377          | 18.8               | 97   | 36.1  | 33  |
| Arizona.....        | 193         | 27.4               | 139          | 26.9               | 108         | 20.0               | 81           | 15.7               | 8  | 11.3  | 8   |
| Arkansas.....       | 308         | 44.2               | 156          | 22.4               | 136         | 19.6               | 96           | 13.8               | 11   | 12.9  | 7   |
| California.....     | 1,420       | 32.2               | 1,201        | 27.2               | 910         | 20.6               | 882          | 20.0               | 345  | 51.2  | 174   |
| Colorado.....       | 301         | 39.1               | 213          | 27.7               | 145         | 18.9               | 110          | 14.3               | 31   | 31.6  | 33  |
| Connecticut.....    | 1,053       | 28.9               | 919          | 25.2               | 820         | 22.6               | 851          | 23.4               | 312  | 47.5  | 112   |
| Delaware.....       | 73          | 26.8               | 62           | 20.5               | 61          | 20.2               | 101          | 33.5               | 40   | 56.3  | 5   |
| Dist. Columbia..... | 435         | 24.8               | 385          | 22.0               | 408         | 23.3               | 523          | 29.9               | 90   | 42.8  | 25  |
| Florida.....        | 262         | 35.4               | 175          | 23.7               | 138         | 18.7               | 164          | 22.2               | 21   | 19.3  | 15  |
| Georgia.....        | 1,061       | 32.8               | 904          | 28.0               | 694         | 21.5               | 573          | 17.7               | 133  | 35.5  | 112   |
| Idaho.....          | 523         | 43.6               | 304          | 25.4               | 230         | 19.2               | 141          | 11.8               | 37   | 28.0  | 7   |
| Illinois.....       | 2,518       | 35.2               | 1,858        | 28.0               | 1,351       | 18.9               | 1,416        | 19.9               | 633  | 58.7  | 339   |
| Indiana.....        | 782         | 30.2               | 703          | 27.2               | 633         | 24.4               | 471          | 18.2               | 185  | 40.6  | 83  |
| Iowa.....           | 1,091       | 35.0               | 771          | 24.7               | 578         | 18.5               | 680          | 21.8               | 147  | 27.3  | 118   |
| Kansas.....         | 580         | 29.8               | 464          | 23.9               | 308         | 13.9               | 306          | 20.4               | 59   | 21.4  | 39  |
| Kentucky.....       | 1,123       | 38.1               | 746          | 25.3               | 591         | 20.0               | 400          | 16.6               | 120  | 33.5  | 77  |
| Louisiana.....      | 605         | 33.3               | 480          | 26.4               | 425         | 23.4               | 306          | 16.9               | 97   | 48.8  | 43  |
| Maine.....          | 803         | 29.7               | 674          | 25.0               | 618         | 22.9               | 606          | 22.4               | 140  | 29.7  | 50  |
| Maryland.....       | 717         | 29.0               | 732          | 29.5               | 513         | 20.7               | 515          | 20.8               | 179  | 49.2  | 47  |
| Massachusetts.....  | 2,562       | 30.1               | 2,173        | 25.6               | 1,876       | 22.1               | 1,887        | 22.2               | 627  | 41.8  | 252   |
| Michigan.....       | 1,457       | 34.5               | 1,060        | 25.1               | 888         | 21.0               | 819          | 19.4               | 209  | 31.8  | 119   |
| Minnesota.....      | 1,495       | 31.7               | 1,445        | 30.6               | 978         | 20.7               | 804          | 17.0               | 168  | 24.3  | 153   |
| Mississippi.....    | 608         | 35.4               | 445          | 26.4               | 368         | 21.8               | 276          | 16.4               | 90   | 42.9  | 19  |
| Missouri.....       | 1,322       | 34.3               | 1,028        | 26.6               | 806         | 20.8               | 706          | 18.3               | 186  | 35.2  | 92  |
| Montana.....        | 336         | 39.7               | 228          | 25.4               | 162         | 18.1               | 150          | 16.8               | 64   | 44.1  | 25  |
| Nebraska.....       | 450         | 36.3               | 283          | 22.8               | 260         | 21.0               | 247          | 19.9               | 34   | 16.8  | 26  |
| New Hampshire.....  | 572         | 22.3               | 669          | 26.0               | 628         | 24.4               | 700          | 27.3               | 216  | 47.3  | 44  |
| New Jersey.....     | 1,250       | 27.3               | 1,192        | 26.1               | 1,078       | 23.5               | 1,067        | 23.1               | 375  | 46.0  | 110   |
| New Mexico.....     | 86          | 35.6               | 75           | 31.0               | 42          | 17.3               | 39           | 18.1               | 10   | 29.4  | 7   |
| New York.....       | 5,862       | 34.0               | 4,468        | 25.9               | 3,451       | 20.0               | 3,463        | 20.1               | 806  | 35.2  | 464   |
| North Carolina..... | 1,427       | 32.1               | 1,223        | 27.5               | 932         | 20.9               | 865          | 19.5               | 219  | 32.8  | 43  |
| North Dakota.....   | 201         | 45.6               | 110          | 25.0               | 73          | 16.5               | 57           | 12.9               | 17   | 33.3  | 25  |
| Ohio.....           | 1,644       | 36.4               | 1,199        | 26.5               | 917         | 20.3               | 760          | 16.8               | 239  | 33.6  | 167   |
| Oklahoma.....       | 299         | 37.8               | 199          | 25.2               | 137         | 17.4               | 156          | 19.6               | 24   | 29.3  | 14  |
| Oregon.....         | 278         | 34.9               | 220          | 27.6               | 163         | 20.5               | 135          | 17.0               | 54   | 49.5  | 38  |
| Pennsylvania.....   | 3,204       | 29.4               | 2,832        | 26.9               | 2,233       | 20.4               | 2,653        | 24.3               | 786  | 39.0  | 237   |
| Rhode Island.....   | 344         | 20.6               | 295          | 25.4               | 250         | 21.5               | 273          | 23.5               | 80   | 49.4  | 19  |
| South Carolina..... | 375         | 30.9               | 364          | 30.0               | 257         | 21.1               | 319          | 18.0               | 90   | 72.0  | 24  |
| South Dakota.....   | 289         | 41.0               | 193          | 27.3               | 122         | 17.3               | 101          | 14.4               | 20   | 19.8  | 33  |
| Tennessee.....      | 1,520       | 33.0               | 1,130        | 24.5               | 1,002       | 21.8               | 966          | 20.7               | 361  | 59.7  | 67  |
| Texas.....          | 1,408       | 32.9               | 1,221        | 28.5               | 907         | 21.2               | 746          | 17.4               | 270  | 45.4  | 75  |
| Utah.....           | 1,257       | 30.3               | 1,564        | 38.3               | 727         | 17.5               | 579          | 13.9               | 73   | 20.1  | 24  |
| Vermont.....        | 526         | 30.2               | 497          | 28.1               | 879         | 21.4               | 356          | 20.3               | 69   | 20.5  | 31  |
| Virginia.....       | 1,143       | 29.1               | 1,031        | 26.2               | 896         | 22.9               | 858          | 21.8               | 291  | 60.1  | 59  |
| Washington.....     | 482         | 34.9               | 353          | 25.5               | 267         | 20.8               | 259          | 18.8               | 60   | 36.1  | 53  |
| West Virginia.....  | 243         | 27.5               | 260          | 29.4               | 303         | 22.9               | 175          | 20.2               | 54   | 35.3  | 17  |
| Wisconsin.....      | 1,041       | 32.4               | 846          | 26.3               | 630         | 19.6               | 698          | 21.7               | 191  | 33.6  | 84  |
| Wyoming.....        | 65          | 28.3               | 65           | 27.1               | 46          | 20.0               | 59           | 24.6               | 10   | 33.5  | 3   |

TABLE 23.—Private high schools and academies—Property, equipment, and expenditures for permanent improvements, 1917-18.

| States.             | Libraries.         |           | Grounds and buildings. |               | Scientific apparatus, furniture, etc. |              | Total money value of endowment. |              | Expenditures for sites, buildings, and permanent improvements. |             |
|---------------------|--------------------|-----------|------------------------|---------------|---------------------------------------|--------------|---------------------------------|--------------|--|-------------|
|                     | Schools reporting. | Volumes.  | Schools reporting.     | Value.        | Schools reporting.                    | Value.       | Schools reporting.              | Amount.      | Schools reporting.   | Amount.     |
| 1                   | 2                  | 3         | 4                      | 5             | 6                                     | 7            | 8                               | 9            | 10   | 11          |
| United States.....  | 1,742              | 3,695,742 | 1,680                  | \$176,897,467 | 1,638                                 | \$15,568,693 | 336                             | \$34,179,242 | 788  | \$5,052,287 |
| Alabama.....        | 30                 | 32,502    | 38                     | 1,692,273     | 37                                    | 148,295      | 4                               | 191,651      | 15   | 28,846      |
| Arizona.....        | 6                  | 4,785     | 6                      | 216,500       | 5                                     | 17,800       | 0                               | 17,800       | 1  | 1,000       |
| Arkansas.....       | 12                 | 22,854    | 15                     | 896,000       | 14                                    | 29,300       | 3                               | 60,500       | 10   | 46,651      |
| California.....     | 69                 | 108,276   | 62                     | 3,948,628     | 59                                    | 358,556      | 1                               | 5,000        | 30   | 65,715      |
| Colorado.....       | 11                 | 30,430    | 10                     | 1,598,500     | 10                                    | 33,750       | 1                               | 1,250,000    | 3  | 5,550       |
| Connecticut.....    | 36                 | 80,812    | 41                     | 5,671,064     | 33                                    | 500,761      | 10                              | 2,224,500    | 14   | 88,437      |
| Delaware.....       | 6                  | 6,300     | 6                      | 400,000       | 4                                     | 12,000       | 2                               | 115,000      | 2  | 4,600       |
| Dist. Columbia..... | 19                 | 43,375    | 17                     | 2,698,241     | 18                                    | 125,379      | 0                               | 0            | 8  | 99,128      |
| Florida.....        | 13                 | 19,450    | 18                     | 1,469,375     | 17                                    | 90,870       | 2                               | 10,803       | 8  | 15,179      |
| Georgia.....        | 46                 | 53,905    | 56                     | 2,431,643     | 49                                    | 177,429      | 8                               | 206,342      | 24   | 118,812     |
| Idaho.....          | 12                 | 15,959    | 9                      | 732,050       | 8                                     | 46,411       | 1                               | 2,000        | 7  | 129,061     |
| Illinois.....       | 78                 | 206,204   | 70                     | 7,083,194     | 72                                    | 534,606      | 10                              | 1,097,445    | 28   | 89,320      |
| Indiana.....        | 48                 | 75,843    | 24                     | 3,664,993     | 27                                    | 383,933      | 6                               | 476,000      | 11   | 202,426     |
| Iowa.....           | 71                 | 90,256    | 60                     | 3,048,960     | 70                                    | 251,080      | 5                               | 256,668      | 23   | 33,241      |
| Kansas.....         | 22                 | 51,489    | 21                     | 1,511,680     | 23                                    | 120,725      | 4                               | 162,650      | 11   | 28,475      |
| Kentucky.....       | 56                 | 82,971    | 58                     | 3,935,167     | 56                                    | 71,900       | 10                              | 793,475      | 25   | 76,576      |
| Louisiana.....      | 29                 | 52,149    | 28                     | 3,564,466     | 28                                    | 3,564,465    | 28                              | 55,455       | 13   | 39,053      |
| Maine.....          | 28                 | 52,111    | 28                     | 1,755,475     | 29                                    | 135,829      | 24                              | 458,817      | 11   | 26,686      |
| Maryland.....       | 39                 | 97,070    | 35                     | 8,399,534     | 17                                    | 192,072      | 7                               | 2,143,589    | 12   | 216,183     |
| Massachusetts.....  | 82                 | 741,863   | 75                     | 16,511,070    | 73                                    | 1,206,147    | 24                              | 6,423,217    | 33   | 263,153     |
| Michigan.....       | 51                 | 68,964    | 40                     | 2,902,319     | 42                                    | 115,295      | 2                               | 55,000       | 19   | 520,023     |
| Minnesota.....      | 47                 | 36,654    | 50                     | 6,248,178     | 49                                    | 78,629       | 9                               | 649,956      | 31   | 232,773     |
| Mississippi.....    | 24                 | 39,766    | 24                     | 501,118       | 25                                    | 42,048       | 5                               | 243,148      | 18   | 45,062      |
| Missouri.....       | 46                 | 161,746   | 42                     | 5,136,100     | 47                                    | 283,639      | 8                               | 234,800      | 23   | 322,040     |
| Montana.....        | 9                  | 25,900    | 9                      | 875,000       | 10                                    | 40,565       | 2                               | 96,000       | 5  | 96,370      |
| Nebraska.....       | 23                 | 32,345    | 23                     | 1,449,750     | 23                                    | 16,230       | 5                               | 133,105      | 14   | 15,544      |
| New Hampshire.....  | 21                 | 69,533    | 23                     | 3,616,626     | 21                                    | 178,655      | 18                              | 3,365,640    | 7  | 27,073      |
| New Jersey.....     | 64                 | 90,024    | 45                     | 3,596,244     | 44                                    | 229,113      | 3                               | 166,718      | 11   | 96,427      |
| New Mexico.....     | 6                  | 7,533     | 5                      | 266,500       | 5                                     | 28,935       | 0                               | 0            | 3  | 3,300       |
| New York.....       | 199                | 544,585   | 189                    | 29,477,380    | 194                                   | 2,566,399    | 28                              | 4,784,118    | 111  | 732,701     |
| North Carolina..... | 52                 | 121,544   | 60                     | 2,838,778     | 54                                    | 209,726      | 7                               | 142,108      | 40   | 96,526      |
| North Dakota.....   | 9                  | 8,990     | 7                      | 320,489       | 8                                     | 65,978       | 2                               | 45,500       | 6  | 17,219      |
| Ohio.....           | 63                 | 138,111   | 51                     | 5,428,842     | 56                                    | 364,063      | 6                               | 623,000      | 24   | 164,414     |
| Oklahoma.....       | 20                 | 28,311    | 19                     | 1,301,000     | 19                                    | 15,691       | 4                               | 222,300      | 11   | 44,000      |
| Oregon.....         | 13                 | 35,836    | 14                     | 631,000       | 14                                    | 84,350       | 1                               | 65,000       | 3  | 4,800       |
| Pennsylvania.....   | 105                | 269,127   | 104                    | 17,216,492    | 98                                    | 1,350,063    | 20                              | 4,357,541    | 48   | 373,654     |
| Rhode Island.....   | 9                  | 25,428    | 8                      | 1,649,763     | 6                                     | 26,525       | 1                               | 250,000      | 4  | 16,433      |
| South Carolina..... | 22                 | 26,295    | 23                     | 1,375,700     | 19                                    | 106,800      | 4                               | 326,300      | 9  | 51,574      |
| South Dakota.....   | 10                 | 15,817    | 9                      | 807,000       | 11                                    | 74,752       | 2                               | 153,000      | 5  | 31,409      |
| Tennessee.....      | 49                 | 110,747   | 54                     | 3,166,679     | 46                                    | 150,008      | 6                               | 169,787      | 20   | 65,668      |
| Texas.....          | 58                 | 106,187   | 58                     | 5,212,998     | 60                                    | 356,128      | 8                               | 599,500      | 13   | 84,364      |
| Utah.....           | 15                 | 57,802    | 15                     | 491,558       | 14                                    | 256,206      | 0                               | 84,928       | 8  | 22,851      |
| Vermont.....        | 12                 | 16,017    | 15                     | 842,400       | 14                                    | 74,850       | 13                              | 812,044      | 5  | 1,440       |
| Virginia.....       | 48                 | 63,529    | 47                     | 3,356,028     | 44                                    | 316,935      | 7                               | 125,660      | 19   | 119,678     |
| Washington.....     | 25                 | 40,968    | 24                     | 2,049,400     | 22                                    | 74,378       | 6                               | 62,400       | 16   | 101,844     |
| West Virginia.....  | 9                  | 26,780    | 10                     | 734,801       | 8                                     | 62,800       | 4                               | 79,910       | 4  | 7,109       |
| Wisconsin.....      | 33                 | 81,758    | 31                     | 3,622,658     | 34                                    | 321,144      | 8                               | 410,778      | 21   | 135,402     |
| Wyoming.....        | 3                  | 2,560     | 2                      | 58,000        | 2                                     | 2,500        | 1                               | 15,000       | 1  | 30,000      |



TABLE 24.—Private high schools and academies—Available income, 1917-18.

| States.                | From public appropriations. |           | From tuition and other educational fees. |              | From productive funds. |             | From all other sources and unclassified. |             | Total working income from all sources. <sup>1</sup> |
|------------------------|-----------------------------|-----------|--|--------------|------------------------|-------------|--|-------------|---|
|                        | Schools reporting.          | Amount.   | Schools reporting.                       | Amount.      | Schools reporting.     | Amount.     | Schools reporting.                       | Amount.     |   |
| 1                      | 2                           | 3         | 4  | 5            | 6                      | 7           | 8  | 9           | 10  |
| United States.....     | 168                         | \$441,463 | 1,393                                    | \$13,662,413 | 331                    | \$1,945,781 | 977                                      | \$6,602,372 | \$22,652,029  |
| Alabama.....           | 1                           | 600       | 36                                       | 126,008      | 4                      | 7,983       | 22                                       | 114,209     | 248,800   |
| Arizona.....           | 0                           | 0         | 5  | 9,419        | 1                      | 1,340       | 5  | 20,205      | 29,705  |
| Arkansas.....          | 4                           | 8,080     | 4  | 20,776       | 1                      | 650         | 9  | 38,556      | 60,002  |
| California.....        | 2                           | 13,000    | 55                                       | 497,401      | 4                      | 1,624       | 28                                       | 89,353      | 601,378   |
| Colorado.....          | 0                           | 0         | 8  | 60,411       | 1                      | 58,000      | 3  | 22,789      | 141,200   |
| Connecticut.....       | 3                           | 12,700    | 36                                       | 552,220      | 11                     | 112,333     | 15                                       | 97,316      | 774,569   |
| Delaware.....          | 0                           | 0         | 5  | 59,836       | 1                      | 1,340       | 4  | 13,150      | 74,486  |
| Dist. of Columbia..... | 1                           | 0         | 18                                       | 222,802      | 1                      | 470         | 7  | 45,492      | 268,674   |
| Florida.....           | 2                           | 510       | 17                                       | 55,317       | 2                      | 500         | 10                                       | 62,342      | 118,669   |
| Georgia.....           | 7                           | 9,253     | 49                                       | 225,994      | 8                      | 11,923      | 34                                       | 153,493     | 400,663   |
| Idaho.....             | 2                           | 16,500    | 10                                       | 34,354       | 2                      | 4,200       | 8  | 59,700      | 114,754   |
| Illinois.....          | 0                           | 0         | 69                                       | 490,428      | 13                     | 37,634      | 39                                       | 200,161     | 728,223   |
| Indiana.....           | 0                           | 0         | 28                                       | 495,592      | 5                      | 16,343      | 12                                       | 89,415      | 601,350   |
| Iowa.....              | 1                           | 650       | 49                                       | 109,913      | 4                      | 1,340       | 42                                       | 125,068     | 235,731   |
| Kansas.....            | 0                           | 0         | 24                                       | 93,460       | 7                      | 12,312      | 9  | 62,136      | 167,908   |
| Kentucky.....          | 2                           | 1,778     | 51                                       | 193,513      | 10                     | 34,655      | 20                                       | 165,546     | 395,492   |
| Louisiana.....         | 1                           | 100       | 27                                       | 106,663      | 6                      | 10,450      | 14                                       | 52,559      | 170,072   |
| Maine.....             | 23                          | 44,063    | 28                                       | 94,621       | 24                     | 68,346      | 18                                       | 46,428      | 253,456   |
| Maryland.....          | 2                           | 12,500    | 30                                       | 460,499      | 5                      | 86,967      | 13                                       | 114,725     | 674,691   |
| Massachusetts.....     | 6                           | 7,292     | 69                                       | 1,286,908    | 24                     | 317,233     | 36                                       | 472,152     | 2,083,595   |
| Michigan.....          | 1                           | 1,000     | 32                                       | 245,562      | 4                      | 7,441       | 30                                       | 138,252     | 392,255   |
| Minnesota.....         | 1                           | 1,000     | 44                                       | 491,590      | 12                     | 64,008      | 31                                       | 324,204     | 880,802   |
| Mississippi.....       | 5                           | 5,366     | 24                                       | 61,407       | 5                      | 12,435      | 16                                       | 127,772     | 207,053   |
| Missouri.....          | 0                           | 0         | 40                                       | 368,491      | 7                      | 14,206      | 26                                       | 172,837     | 553,534   |
| Montana.....           | 0                           | 0         | 7  | 14,638       | 1                      | 4,500       | 4  | 15,615      | 31,753  |
| Nebraska.....          | 0                           | 0         | 20                                       | 68,591       | 5                      | 4,913       | 13                                       | 92,001      | 165,505   |
| New Hampshire.....     | 2                           | 4,075     | 19                                       | 264,424      | 18                     | 147,476     | 11                                       | 48,837      | 464,832   |
| New Jersey.....        | 0                           | 0         | 44                                       | 601,320      | 7                      | 18,777      | 17                                       | 60,298      | 680,395   |
| New Mexico.....        | 0                           | 0         | 3  | 7,425        | 1                      | 1,500       | 1  | 4,000       | 12,925  |
| New York.....          | 55                          | 226,529   | 60                                       | 2,783,292    | 34                     | 353,295     | 121                                      | 840,682     | 4,208,998   |
| North Carolina.....    | 10                          | 9,236     | 60                                       | 171,420      | 8                      | 22,051      | 44                                       | 321,733     | 524,440   |
| North Dakota.....      | 0                           | 0         | 8  | 16,258       | 2                      | 30,884      | 3  | 15,859      | 63,001  |
| Ohio.....              | 1                           | 2,500     | 38                                       | 421,028      | 6                      | 16,350      | 31                                       | 190,266     | 630,144   |
| Oklahoma.....          | 0                           | 0         | 17                                       | 44,834       | 4                      | 12,390      | 11                                       | 41,400      | 98,626  |
| Oregon.....            | 0                           | 0         | 13                                       | 47,965       | 2                      | 3,950       | 5  | 6,150       | 58,065  |
| Pennsylvania.....      | 1                           | 9,000     | 79                                       | 1,226,015    | 23                     | 243,590     | 62                                       | 999,736     | 2,478,341   |
| Rhode Island.....      | 0                           | 0         | 8  | 114,628      | 1                      | 15,000      | 4  | 62,614      | 192,242   |
| South Carolina.....    | 7                           | 3,380     | 21                                       | 67,658       | 5                      | 11,692      | 16                                       | 92,401      | 175,131   |
| South Dakota.....      | 0                           | 0         | 11                                       | 52,708       | 2                      | 8,982       | 8  | 50,808      | 112,498   |
| Tennessee.....         | 16                          | 20,298    | 50                                       | 276,598      | 7                      | 4,100       | 28                                       | 162,425     | 463,409   |
| Texas.....             | 4                           | 5,605     | 42                                       | 258,585      | 10                     | 41,131      | 37                                       | 153,357     | 456,658   |
| Utah.....              | 1                           | 14,000    | 14                                       | 100,694      | 4                      | 12,652      | 14                                       | 257,497     | 384,733   |
| Vermont.....           | 4                           | 3,452     | 14                                       | 68,180       | 12                     | 36,883      | 13                                       | 46,338      | 157,833   |
| Virginia.....          | 3                           | 7,505     | 49                                       | 327,600      | 6                      | 16,930      | 26                                       | 149,221     | 501,276   |
| Washington.....        | 0                           | 0         | 20                                       | 93,321       | 8                      | 30,008      | 19                                       | 69,111      | 182,640   |
| West Virginia.....     | 0                           | 0         | 9  | 49,201       | 1                      | 672         | 3  | 15,840      | 65,713  |
| Wisconsin.....         | 1                           | 1,500     | 27                                       | 190,832      | 7                      | 26,872      | 24                                       | 85,115      | 303,819   |
| Wyoming.....           | 0                           | 0         | 2  | 4,370        | 0                      | 0           | 2  | 6,600       | 10,970  |

<sup>1</sup> For the total number of schools reporting income see Table 23, column 4.

TABLE 25.—Private high schools and academies—Benefactions, per capita income, and tuition, 1917-18.

| States.                | Benefactions received during the year. |             | Data on per capita income and total estimated income. <sup>1</sup> |                                      |                                |                               |  | Income from tuition and other educational fees. |                               |
|------------------------|--|-------------|--|--------------------------------------|--------------------------------|-------------------------------|--|---|-------------------------------|
|                        | Schools reporting.                     | Amount.     | Schools reporting working income.                                  | Secondary students in these schools. | Total working income reported. | Income per secondary student. | Estimated income for all private high schools. | Amount.   | Income per secondary student. |
| 1                      | 2                                      | 3           | 4  | 5                                    | 6                              | 7                             | 8  | 9   | 10                            |
| United States.....     | 186                                    | \$1,745,258 | 1,761  | 126,720                              | \$22,652,029                   | \$179                         | \$34,025,276                                   | \$13,662,413                                    | \$106                         |
| Alabama.....           | 3                                      | 2,479       | 38   | 2,130                                | 248,800                        | 117                           | 268,398  | 126,008   | 59                            |
| Arizona.....           | 0                                      | 0           | 5  | 468                                  | 29,705                         | 63                            | 32,508   | 9,410   | 20                            |
| Arkansas.....          | 2                                      | 50,400      | 14   | 722                                  | 69,062                         | 96                            | 74,976   | 20,776  | 29                            |
| California.....        | 2                                      | 8,039       | 61   | 3,506                                | 601,378                        | 172                           | 800,144  | 497,401   | 136                           |
| Colorado.....          | 0                                      | 0           | 10   | 677                                  | 141,200                        | 209                           | 166,155  | 60,411  | 89                            |
| Connecticut.....       | 5                                      | 241,913     | 89   | 3,619                                | 774,569                        | 214                           | 909,286  | 552,220   | 153                           |
| Delaware.....          | 1                                      | 100,000     | 6  | 341                                  | 74,486                         | 218                           | 74,338   | 59,836  | 175                           |
| Dist. of Columbia..... | 2                                      | 410         | 18   | 2,016                                | 268,674                        | 133                           | 359,898  | 222,802   | 111                           |
| Florida.....           | 2                                      | 4,103       | 17   | 733                                  | 118,699                        | 162                           | 126,198  | 65,317  | 66                            |
| Georgia.....           | 1                                      | 1,365       | 73   | 3,407                                | 400,663                        | 117                           | 424,242  | 225,994   | 66                            |
| Idaho.....             | 1                                      | 4,000       | 12   | 1,380                                | 114,754                        | 83                            | 117,196  | 34,354  | 25                            |
| Illinois.....          | 3                                      | 9,296       | 78   | 6,205                                | 728,223                        | 138                           | 1,043,280                                      | 490,428   | 98                            |
| Indiana.....           | 2                                      | 34,566      | 32   | 2,200                                | 601,350                        | 273                           | 733,551  | 485,592   | 225                           |
| Iowa.....              | 5                                      | 139,644     | 66   | 2,835                                | 235,631                        | 80                            | 295,520  | 109,913   | 37                            |
| Kansas.....            | 3                                      | 145,000     | 24   | 1,954                                | 167,908                        | 86                            | 168,044  | 93,460  | 48                            |
| Kentucky.....          | 8                                      | 21,810      | 55   | 2,619                                | 395,492                        | 151                           | 477,613  | 193,513   | 73                            |
| Louisiana.....         | 1                                      | 140         | 29   | 1,770                                | 170,072                        | 96                            | 219,168  | 106,663   | 60                            |
| Maine.....             | 5                                      | 55,411      | 31   | 2,774                                | 253,456                        | 91                            | 245,791  | 94,621  | 34                            |
| Maryland.....          | 2                                      | 56,000      | 33   | 2,026                                | 674,691                        | 333                           | 926,406  | 460,499   | 227                           |
| Massachusetts.....     | 16                                     | 51,397      | 83   | 9,102                                | 2,063,585                      | 227                           | 2,416,415                                      | 1,286,908                                       | 140                           |
| Michigan.....          | 2                                      | 5,654       | 53   | 3,316                                | 392,255                        | 118                           | 512,002  | 245,562   | 94                            |
| Minnesota.....         | 5                                      | 40,127      | 48   | 5,015                                | 880,802                        | 176                           | 943,536  | 491,590   | 96                            |
| Mississippi.....       | 2                                      | 2,332       | 25   | 1,741                                | 307,033                        | 119                           | 221,935  | 61,407  | 35                            |
| Missouri.....          | 10                                     | 64,536      | 48   | 3,870                                | 585,534                        | 151                           | 630,274  | 368,491   | 102                           |
| Montana.....           | 1                                      | 2,000       | 9  | 688                                  | 34,753                         | 51                            | 45,696   | 14,638  | 21                            |
| Nebraska.....          | 4                                      | 38,450      | 21   | 1,099                                | 165,595                        | 151                           | 197,357  | 68,561  | 63                            |
| New Hampshire.....     | 4                                      | 60,829      | 22   | 2,501                                | 464,832                        | 182                           | 486,504  | 264,424   | 103                           |
| New Jersey.....        | 3                                      | 18,000      | 47   | 3,359                                | 656,395                        | 204                           | 495,144  | 601,320   | 179                           |
| New Mexico.....        | 0                                      | 0           | 5  | 1,100                                | 12,925                         | 12                            | 3,036  | 7,428   | 7                             |
| New York.....          | 24                                     | 151,684     | 192  | 6,094                                | 4,203,928                      | 690                           | 12,418,620                                     | 2,783,292                                       | 457                           |
| North Carolina.....    | 6                                      | 44,452      | 64   | 4,765                                | 524,440                        | 110                           | 556,610  | 171,420   | 35                            |
| North Dakota.....      | 1                                      | 800         | 8  | 352                                  | 63,001                         | 179                           | 87,352   | 16,268  | 44                            |
| Ohio.....              | 6                                      | 28,200      | 54   | 3,968                                | 636,144                        | 160                           | 851,360  | 421,028   | 106                           |
| Oklahoma.....          | 1                                      | 65,000      | 18   | 713                                  | 96,626                         | 138                           | 117,162  | 44,836  | 69                            |
| Oregon.....            | 1                                      | 25,000      | 18   | 608                                  | 58,065                         | 96                            | 78,144   | 47,965  | 79                            |
| Pennsylvania.....      | 8                                      | 116,605     | 105  | 10,279                               | 2,478,341                      | 241                           | 3,263,500                                      | 1,226,015                                       | 119                           |
| Rhode Island.....      | 1                                      | 2,000       | 8  | 1,056                                | 192,242                        | 182                           | 211,484  | 114,628   | 100                           |
| South Carolina.....    | 5                                      | 14,895      | 23   | 1,815                                | 175,131                        | 96                            | 186,528  | 67,658  | 37                            |
| South Dakota.....      | 6                                      | 3,959       | 11   | 729                                  | 112,468                        | 154                           | 112,266  | 52,708  | 73                            |
| Tennessee.....         | 6                                      | 13,697      | 53   | 4,665                                | 468,409                        | 99                            | 488,169  | 276,598   | 80                            |
| Texas.....             | 6                                      | 17,175      | 58   | 4,161                                | 456,658                        | 110                           | 499,070  | 256,565   | 63                            |
| Utah.....              | 4                                      | 10,400      | 16   | 4,282                                | 284,723                        | 90                            | 385,390  | 100,664   | 28                            |
| Vermont.....           | 1                                      | 180         | 14   | 1,666                                | 157,833                        | 95                            | 168,245  | 66,180  | 41                            |
| Virginia.....          | 6                                      | 47,213      | 50   | 3,839                                | 601,276                        | 181                           | 850,200  | 327,600   | 85                            |
| Washington.....        | 7                                      | 27,770      | 23   | 1,207                                | 182,640                        | 151                           | 216,967  | 93,821  | 77                            |
| West Virginia.....     | 1                                      | 1,012       | 9  | 563                                  | 65,713                         | 117                           | 108,428  | 49,201  | 37                            |
| Wisconsin.....         | 2                                      | 315         | 33   | 3,253                                | 308,819                        | 93                            | 312,480  | 180,522   | 59                            |
| Wyoming.....           | 0                                      | 0           | 2  | 178                                  | 10,970                         | 62                            | 14,880   | 4,370   | 26                            |

<sup>1</sup> This computation is more or less vitiated by the fact that elementary pupils, in schools having such, are not considered in securing the per capita income, nor in estimating the total income for all schools. There is no better basis, however, for making these estimates.

TABLE 26.—Statistics of private high schools for the Negro race, 1917-18.

| States.                | Schools reporting. | Instructors. |        | Secondary students. |        | Graduates. | Number in military drill. | Enrollment by courses of study. |             |                               |                                |               |                 |                |
|------------------------|--------------------|--------------|--------|---------------------|--------|------------|---------------------------|---------------------------------|-------------|-------------------------------|--------------------------------|---------------|-----------------|----------------|
|                        |                    | Men.         | Women. | Boys.               | Girls. |            |                           | Academic.                       | Commercial. | Technical or manual training. | Training courses for teachers. | Agricultural. | Home economics. | Trade courses. |
| 1                      | 2                  | 3            | 4      | 5                   | 6      | 7          | 8                         | 9                               | 10          | 11                            | 12                             | 13            | 14              | 15             |
| United States...       | 133                | 322          | 458    | 3,048               | 5,984  | 1,189      | 850                       | 5,755                           | 644         | 1,190                         | 1,787                          | 1,542         | 2,724           | 1,363          |
| Alabama.....           | 11                 | 25           | 28     | 253                 | 392    | 85         | 120                       | 408                             | 5           | 174                           | 24                             | 308           | 211             | 57             |
| Arkansas.....          | 6                  | 13           | 8      | 146                 | 178    | 55         | 68                        | 291                             | 11          | 40                            | 24                             | 22            | 29              | 29             |
| Dist. of Columbia..... | 1                  | 0            | 3      | 0                   | 25     | 0          | 0                         | 25                              | 13          | 0                             | 17                             | 3             | 3               | 3              |
| Florida.....           | 5                  | 17           | 14     | 131                 | 146    | 47         | 52                        | 183                             | 27          | 73                            | 24                             | 88            | 96              | 9              |
| Georgia.....           | 22                 | 34           | 87     | 211                 | 838    | 230        | 111                       | 966                             | 38          | 143                           | 128                            | 209           | 497             | 104            |
| Kentucky.....          | 3                  | 8            | 6      | 38                  | 38     | 18         | 1                         | 65                              | 10          | 20                            | 3                              | 5             | 35              | 11             |
| Louisiana.....         | 12                 | 20           | 20     | 287                 | 623    | 70         | 44                        | 642                             | 204         | 104                           | 122                            | 77            | 243             | 168            |
| Mississippi.....       | 9                  | 38           | 55     | 184                 | 431    | 87         | 50                        | 468                             | 80          | 94                            | 142                            | 129           | 280             | 113            |
| Missouri.....          | 1                  | 3            | 4      | 21                  | 44     | 7          | 0                         | 23                              | 14          | 0                             | 5                              | 0             | 37              | 0              |
| North Carolina.....    | 22                 | 46           | 76     | 466                 | 945    | 202        | 75                        | 709                             | 60          | 289                           | 299                            | 382           | 565             | 254            |
| South Carolina.....    | 13                 | 39           | 38     | 475                 | 601    | 84         | 103                       | 415                             | 63          | 112                           | 447                            | 116           | 85              | 110            |
| Tennessee.....         | 6                  | 23           | 28     | 246                 | 389    | 73         | 144                       | 415                             | 35          | 78                            | 112                            | 20            | 132             | 0              |
| Texas.....             | 9                  | 31           | 39     | 401                 | 699    | 137        | 2                         | 694                             | 72          | 103                           | 237                            | 126           | 341             | 172            |
| Virginia.....          | 13                 | 25           | 44     | 189                 | 592    | 90         | 90                        | 451                             | 12          | 0                             | 214                            | 52            | 133             | 324            |

TABLE 27.—Statistics of private high schools for the Negro race, 1917-18.

| States.                | Colored students in four-year schools for the Negro race. |       |        | Volumen in library. | Value of grounds, buildings, furniture, and scientific apparatus. | Receipts.          |                    |                    |                        |                            |
|------------------------|---|-------|--------|---------------------|---|--------------------|--------------------|--------------------|------------------------|----------------------------|
|                        | Schools reporting.  | Boys. | Girls. |                     |   | Schools reporting. | From public funds. | From tuition fees. | From productive funds. | Total income for the year. |
| 1                      | 2   | 3     | 4      | 5                   | 6   | 7                  | 8                  | 9                  | 10                     | 11                         |
| United States...       | 105   | 2,690 | 5,195  | 122,765             | \$9,086,849   | 129                | \$26,825           | \$154,088          | \$50,703               | \$768,149                  |
| Alabama.....           | 7   | 232   | 312    | 5,700               | 417,850   | 11                 | 0                  | 10,398             | 1,002                  | 63,447                     |
| Arkansas.....          | 4   | 140   | 157    | 3,102               | 145,850   | 6                  | 5,080              | 7,008              | 650                    | 24,317                     |
| Dist. of Columbia..... | 1   | 0     | 25     | 5,000               | 67,003  | 1                  | 0                  | 3,000              | 470                    | 15,619                     |
| Florida.....           | 5   | 131   | 186    | 4,350               | 460,050   | 5                  | 510                | 5,096              | 300                    | 44,315                     |
| Georgia.....           | 16  | 177   | 749    | 16,120              | 134,868   | 21                 | 4,286              | 27,968             | 4,391                  | 116,812                    |
| Kentucky.....          | 2   | 33    | 32     | 325                 | 91,700  | 2                  | 0                  | 158                | 150                    | 2,650                      |
| Louisiana.....         | 9   | 239   | 426    | 7,632               | 460,750   | 11                 | 100                | 10,110             | 5,200                  | 44,059                     |
| Mississippi.....       | 9   | 184   | 431    | 16,665              | 798,181   | 9                  | 2,049              | 11,091             | 8,885                  | 113,185                    |
| Missouri.....          | 1   | 21    | 44     | 3,000               | 76,500  | 1                  | 0                  | 1,721              | 0                      | 8,520                      |
| North Carolina.....    | 20  | 452   | 925    | 15,373              | 790,199   | 21                 | 3,816              | 13,705             | 5,360                  | 99,245                     |
| South Carolina.....    | 7   | 255   | 291    | 5,774               | 708,800   | 13                 | 3,380              | 16,403             | 7,792                  | 83,781                     |
| Tennessee.....         | 5   | 246   | 379    | 8,700               | 256,660   | 6                  | 300                | 18,445             | 1,200                  | 19,101                     |
| Texas.....             | 9   | 401   | 699    | 15,800              | 972,700   | 9                  | 1,400              | 16,304             | 9,803                  | 54,344                     |
| Virginia.....          | 10  | 179   | 546    | 14,924              | 654,038   | 13                 | 5,905              | 12,683             | 5,500                  | 81,554                     |

TABLE 28.—Statistics of private high schools and academies which enroll 100 or more pupils.

| Location.          | School.                              | Management or control. | Boarding in school course. | Instructors. |         | Secondary students. |        | Num-ber in mili-tary drill. | Enrollment by courses of study. |               |                                   |                                    |                 |                    |                |    |    |
|--------------------|--------------------------------------|------------------------|----------------------------|--------------|---------|---------------------|--------|-----------------------------|---------------------------------|---------------|-----------------------------------|------------------------------------|-----------------|--------------------|----------------|----|----|
|                    |                                      |                        |                            |              |         | Boys.               | Girls. |                             | Acad-emic.                      | Com-mer-cial. | Tech-nical or man-u-al train-ing. | Train-ing or course for teach-ers. | Agri-cul-tural. | Home-ec-on-om-ics. | Trade courses. |    |    |
|                    |                                      |                        |                            | Men.         | Wom-en. |                     |        |                             |                                 |               |                                   |                                    |                 |                    |                |    |    |
| 1                  | 2                                    | 3                      | 4                          | 5            | 6       | 7                   | 8      | 9                           | 10                              | 11            | 12                                | 13                                 | 14              | 15                 | 16             | 17 | 18 |
| ALABAMA.           |                                      |                        |                            |              |         |                     |        |                             |                                 |               |                                   |                                    |                 |                    |                |    |    |
| Birmingham.....    | Louis Compton Seminary.....          | Nonsect.               | Yes                        | 4            | 0       | 8                   | 0      | 158                         | 12                              | 0             | 142                               | 4                                  | 0               | 0                  | 0              | 12 | 0  |
| Boaz.....          | John H. Sneed Seminary.....          | M. E.                  | Yes                        | 4            | 2       | 3                   | 73     | 99                          | 22                              | 40            | 172                               | 0                                  | 0               | 0                  | 0              | 0  | 0  |
| Mobile.....        | University Military School.....      | Nonsect.               | No.                        | 4            | 2       | 106                 | 0      | 19                          | 106                             | 106           | 136                               | 0                                  | 0               | 0                  | 0              | 0  | 0  |
| Tallapoosa.....    | Isabel College for Girls.....        | Fresh.                 | Yes.                       | 4            | 2       | 10                  | 0      | 100                         | 13                              | 75            | 33                                | 30                                 | 0               | 10                 | 0              | 33 | 0  |
| ARIZONA.           |                                      |                        |                            |              |         |                     |        |                             |                                 |               |                                   |                                    |                 |                    |                |    |    |
| Snowflake.....     | Snowflake State Academy.....         | L. D. S.               | Yes.                       | 4            | 4       | 2                   | 58     | 80                          | 22                              | 0             | 132                               | 0                                  | 40              | 0                  | 40             | 50 | 0  |
| Tucson.....        | Gila Academy.....                    | L. D. S.               | No.                        | 4            | 6       | 2                   | 107    | 119                         | 26                              | 107           | 184                               | 42                                 | 0               | 0                  | 0              | 0  | 0  |
| CALIFORNIA.        |                                      |                        |                            |              |         |                     |        |                             |                                 |               |                                   |                                    |                 |                    |                |    |    |
| Lodi.....          | Lodi Academy.....                    | S. D. A.               | Yes.                       | 4            | 5       | 3                   | 36     | 70                          | 17                              | 0             | 94                                | 12                                 | 40              | 0                  | 0              | 14 | 0  |
| Los Angeles.....   | Cathedral High School for Girls..... | R. C.                  | No.                        | 4            | 2       | 15                  | 0      | 191                         | 32                              | 0             | 120                               | 71                                 | 0               | 42                 | 0              | 15 | 0  |
| Do.....            | Harvard School (military).....       | P. E.                  | Yes.                       | 4            | 10      | 2                   | 137    | 0                           | 20                              | 137           | 128                               | 10                                 | 11              | 0                  | 0              | 0  | 0  |
| Do.....            | Loyola College.....                  | R. C.                  | No.                        | 4            | 9       | 0                   | 200    | 0                           | 24                              | 0             | 200                               | 0                                  | 0               | 0                  | 0              | 0  | 0  |
| Do.....            | Marborough School for Girls.....     | Nonsect.               | Yes.                       | 4            | 0       | 18                  | 0      | 150                         | 36                              | 0             | 133                               | 0                                  | 0               | 0                  | 0              | 13 | 0  |
| San Francisco..... | College of Notre Dame.....           | R. C.                  | Yes.                       | 4            | 0       | 12                  | 0      | 136                         | 16                              | 0             | 136                               | 0                                  | 0               | 0                  | 0              | 23 | 0  |
| Do.....            | The Lyceum.....                      | Nonsect.               | No.                        | 4            | 4       | 3                   | 85     | 33                          | 23                              | 11            | 120                               | 0                                  | 0               | 0                  | 0              | 0  | 0  |
| Do.....            | Sacred Heart College.....            | R. C.                  | No.                        | 4            | 8       | 0                   | 177    | 0                           | 25                              | 0             | 140                               | 37                                 | 0               | 0                  | 0              | 0  | 0  |
| San Jose.....      | Notre Dame College.....              | R. C.                  | Yes.                       | 4            | 0       | 20                  | 0      | 148                         | 23                              | 0             | 140                               | 15                                 | 0               | 0                  | 0              | 0  | 0  |
| COLORADO.          |                                      |                        |                            |              |         |                     |        |                             |                                 |               |                                   |                                    |                 |                    |                |    |    |
| Denver.....        | Cathedral High School.....           | R. C....               | No.                        | 4            | 3       | 4                   | 27     | 95                          | 22                              | 27            | 122                               | 122                                | 0               | 0                  | 0              | 0  | 0  |
| Do.....            | The Woburn School.....               | Nonsect.               | Yes.                       | 4            | 0       | 12                  | 0      | 148                         | 23                              | 0             | 148                               | 0                                  | 0               | 0                  | 0              | 0  | 0  |



TABLE 23.—Statistics of private high schools and academies which enroll 100 or more pupils—Continued.

| Location.             | School.                              | Management or control. | Boarding in school. | Years in course. | Instructors. |        | Secondary students. |        | Number in military drill. | Enrollment by courses of study. |           |             |                               |                        |               |                 |                |
|-----------------------|--------------------------------------|------------------------|---------------------|------------------|--------------|--------|---------------------|--------|---------------------------|---------------------------------|-----------|-------------|-------------------------------|------------------------|---------------|-----------------|----------------|
|                       |                                      |                        |                     |                  | Men.         | Women. | Boys.               | Girls. |                           | Graduates.                      | Academic. | Commercial. | Technical or manual training. | Training for teachers. | Agricultural. | Home economics. | Trade courses. |
| 1                     | 3                                    | 3                      | 4                   | 5                | 6            | 7      | 8                   | 9      | 10                        | 11                              | 12        | 13          | 14                            | 15                     | 16            | 17              | 18             |
| CONNECTICUT.          |                                      |                        |                     |                  |              |        |                     |        |                           |                                 |           |             |                               |                        |               |                 |                |
| Theshire.             | Roxbury School.                      | Nonsect.               | Yes.                | 2                | 10           | 0      | 110                 | 0      | 98                        | 110                             | 110       | 0           | 0                             | 0                      | 0             | 0               | 0              |
| Farmington.           | Miss Porter's School.                | Nonsect.               | Yes.                | 4                | 2            | 26     | 0                   | 195    | 0                         | 0                               | 175       | 25          | 0                             | 0                      | 0             | 0               | 0              |
| Greenwich.            | Rosemary Hall.                       | Nonsect.               | Yes.                | 4                | 12           | 16     | 0                   | 113    | 10                        | 0                               | 113       | 0           | 0                             | 0                      | 0             | 0               | 0              |
| Hartford.             | St. Thomas' Preparatory Seminary     | R. C.                  | Yes.                | 6                | 11           | 0      | 114                 | 0      | 15                        | 0                               | 114       | 0           | 0                             | 0                      | 0             | 0               | 0              |
| Kent.                 | Kent School.                         | P. E.                  | Yes.                | 4                | 12           | 0      | 122                 | 0      | 27                        | 122                             | 122       | 0           | 0                             | 0                      | 0             | 0               | 0              |
| Lebanon.              | Hochkiss School.                     | Nonsect.               | Yes.                | 4                | 25           | 0      | 265                 | 8      | 55                        | 250                             | 265       | 0           | 0                             | 0                      | 0             | 0               | 0              |
| Middlebury.           | Westover School.                     | Nonsect.               | Yes.                | 6                | 0            | 16     | 0                   | 154    | 29                        | 0                               | 154       | 0           | 0                             | 0                      | 0             | 75              | 0              |
| New London.           | Bullsey School.                      | Nonsect.               | No.                 | 4                | 8            | 1      | 204                 | 0      | 23                        | 201                             | 166       | 45          | 0                             | 0                      | 0             | 0               | 0              |
| Do.                   | Williams Memorial Institute.         | Nonsect.               | No.                 | 4                | 1            | 11     | 0                   | 298    | 47                        | 0                               | 286       | 0           | 0                             | 0                      | 0             | 0               | 0              |
| North.                | Norwich Free Academy.                | Nonsect.               | No.                 | 4                | 6            | 18     | 202                 | 243    | 77                        | 0                               | 292       | 203         | 0                             | 0                      | 0             | 0               | 0              |
| Shelton.              | Shelton School.                      | Nonsect.               | Yes.                | 4                | 8            | 1      | 101                 | 45     | 30                        | 90                              | 146       | 0           | 0                             | 0                      | 0             | 0               | 0              |
| Wallingford.          | St. George's School.                 | Nonsect.               | Yes.                | 4                | 18           | 0      | 167                 | 0      | 36                        | 167                             | 167       | 0           | 0                             | 0                      | 0             | 0               | 0              |
| Wallingford.          | The Taft School.                     | Nonsect.               | Yes.                | 5                | 19           | 0      | 243                 | 0      | 29                        | 220                             | 243       | 0           | 0                             | 0                      | 0             | 0               | 0              |
| Whitsett.             | The Olcott School.                   | Nonsect.               | No.                 | 4                | 5            | 12     | 162                 | 193    | 65                        | 162                             | 104       | 145         | 44                            | 25                     | 0             | 37              | 0              |
| DELAWARE.             |                                      |                        |                     |                  |              |        |                     |        |                           |                                 |           |             |                               |                        |               |                 |                |
| Wilmington.           | Salisbury High School.               | R. C.                  | No.                 | 4                | 8            | 11     | 105                 | 0      | 11                        | 0                               | 60        | 36          | 0                             | 0                      | 0             | 0               | 0              |
| DISTRICT OF COLUMBIA. |                                      |                        |                     |                  |              |        |                     |        |                           |                                 |           |             |                               |                        |               |                 |                |
| Washington.           | Army and Navy Academy.               | Nonsect.               | No.                 | 3                | 0            | 100    | 0                   | 0      | 0                         | 0                               | 100       | 0           | 0                             | 0                      | 0             | 0               | 0              |
| Do.                   | Army and Navy Preparatory School.    | Nonsect.               | Yes.                | 4                | 0            | 105    | 0                   | 5      | 105                       | 105                             | 0         | 0           | 0                             | 0                      | 0             | 0               | 0              |
| Do.                   | Holton-Arms School for Girls.        | Nonsect.               | Yes.                | 4                | 1            | 9      | 0                   | 103    | 15                        | 0                               | 103       | 0           | 0                             | 0                      | 0             | 0               | 0              |
| Do.                   | Kenyon College High School.          | R. C.                  | No.                 | 4                | 10           | 0      | 121                 | 0      | 15                        | 122                             | 121       | 0           | 0                             | 0                      | 0             | 0               | 0              |
| Do.                   | McDonogh School.                     | Nonsect.               | Yes.                | 4                | 0            | 19     | 0                   | 136    | 10                        | 0                               | 136       | 0           | 0                             | 0                      | 0             | 0               | 0              |
| Do.                   | Mount Vernon Seminary.               | Nonsect.               | Yes.                | 4                | 3            | 17     | 0                   | 124    | 27                        | 0                               | 124       | 19          | 0                             | 0                      | 0             | 35              | 0              |
| Do.                   | National Cathedral School for Girls. | P. E.                  | Yes.                | 5                | 4            | 23     | 0                   | 139    | 27                        | 0                               | 150       | 0           | 0                             | 0                      | 0             | 0               | 0              |

[illegible]

TABLE 28.—Statistics of private high schools and academies which enroll 100 or more pupils.—Continued.

| Location.              | School.                                 | Management or control. | Boards: Years in school course. | Instructors. |         | Secondary students. |        | Num-ber in mil-itary drill. | Enrollment by course of study. |               |                                  |                                  |                 |                   |                |    |
|------------------------|---|------------------------|---------------------------------|--------------|---------|---------------------|--------|-----------------------------|--------------------------------|---------------|----------------------------------|----------------------------------|-----------------|-------------------|----------------|----|
|                        |   |                        |                                 | Men.         | Wom-en. | Boys.               | Girls. |                             | Acad-emic.                     | Com-mer-cial. | Tech-nical or man-ual train-ing. | Tran-ning courses for teach-ers. | Agri-cul-tural. | Home-eco-nom-ics. | Trade courses. |    |
| 1                      | 3                                       | 3                      | 4                               | 6            | 7       | 8                   | 9      | 10                          | 11                             | 12            | 13                               | 14                               | 15              | 16                | 17             | 18 |
| INDIANA                |   |                        |                                 |              |         |                     |        |                             |                                |               |                                  |                                  |                 |                   |                |    |
| Collegiate.            | St. Joseph's College.                   | R. C.                  | Yes.                            | 16           | 0       | 225                 | 0      | 31                          | 0                              | 185           | 40                               | 0                                | 0               | 0                 | 0              | 0  |
| Culver.                | Culver Military Academy.                | Nonsect.               | Yes.                            | 40           | 0       | 494                 | 0      | 88                          | 494                            | 454           | 40                               | 0                                | 0               | 0                 | 0              | 0  |
| Fort Wayne.            | Central Catholic High School.           | R. C.                  | Yes.                            | 5            | 0       | 123                 | 0      | 20                          | 123                            | 0             | 0                                | 0                                | 0               | 0                 | 0              | 0  |
| Do.                    | Concordia College.                      | Ev. Luth.              | Yes.                            | 10           | 0       | 176                 | 0      | 34                          | 176                            | 176           | 0                                | 0                                | 0               | 0                 | 0              | 0  |
| Howe.                  | Howe School.                            | P. E.                  | Yes.                            | 14           | 1       | 162                 | 0      | 32                          | 162                            | 162           | 0                                | 0                                | 0               | 0                 | 0              | 0  |
| Indianapolis.          | St. John Academy.                       | R. C.                  | Yes.                            | 5            | 5       | 0                   | 111    | 13                          | 0                              | 73            | 36                               | 0                                | 0               | 0                 | 111            | 0  |
| Do.                    | Truist Hall School for Girls.           | Nonsect.               | Yes.                            | 0            | 11      | 0                   | 131    | 26                          | 0                              | 131           | 0                                | 0                                | 0               | 0                 | 0              | 0  |
| St. Mary-of-the-Woods. | St. Mary-of-the-Woods.                  | R. C.                  | Yes.                            | 0            | 12      | 0                   | 113    | 33                          | 0                              | 113           | 0                                | 0                                | 0               | 0                 | 0              | 0  |
| IOWA                   |   |                        |                                 |              |         |                     |        |                             |                                |               |                                  |                                  |                 |                   |                |    |
| Davenport.             | Immaculate Conception Academy.          | R. C.                  | Yes.                            | 0            | 7       | 0                   | 119    | 25                          | 0                              | 119           | 20                               | 0                                | 0               | 0                 | 44             | 0  |
| Forest City.           | Walton Lutheran College.                | N. Luth.               | Yes.                            | 7            | 6       | 51                  | 69     | 25                          | 0                              | 120           | 76                               | 100                              | 38              | 12                | 0              | 14 |
| Fort Dodge.            | Tobin College.                          | Nonsect.               | No.                             | 2            | 3       | 61                  | 85     | 44                          | 0                              | 146           | 83                               | 0                                | 0               | 0                 | 0              | 0  |
| Harvel.                | Lewell Lutheran College.                | N. Luth.               | Yes.                            | 4            | 5       | 22                  | 85     | 12                          | 0                              | 31            | 21                               | 0                                | 0               | 0                 | 9              | 0  |
| Waverly.               | Warburg Teachers' Seminary and Academy. | Ev. Luth.              | Yes.                            | 7            | 3       | 39                  | 71     | 15                          | 0                              | 70            | 38                               | 0                                | 30              | 0                 | 13             | 0  |
| KANSAS                 |   |                        |                                 |              |         |                     |        |                             |                                |               |                                  |                                  |                 |                   |                |    |
| Empire.                | Taber College Academy.                  | Menn. Dr.              | Yes.                            | 6            | 1       | 74                  | 74     | 17                          | 0                              | 148           | 0                                | 0                                | 0               | 0                 | 0              | 0  |
| Empire.                | Catholic High School.                   | R. C.                  | No.                             | 2            | 5       | 40                  | 19     | 19                          | 0                              | 39            | 70                               | 0                                | 0               | 0                 | 0              | 0  |
| Kansas City.           | Central College and Academy.            | P. M.                  | Yes.                            | 2            | 3       | 60                  | 15     | 35                          | 4                              | 102           | 20                               | 0                                | 22              | 0                 | 0              | 0  |
| Newton.                | Reel College Academy.                   | Menn. Dr.              | Yes.                            | 5            | 3       | 58                  | 6      | 14                          | 0                              | 125           | 0                                | 12                               | 16              | 17                | 15             | 0  |
| Winfield.              | St. John's College.                     | Luth.                  | Yes.                            | 9            | 3       | 116                 | 20     | 22                          | 116                            | 109           | 32                               | 0                                | 0               | 0                 | 0              | 0  |
| KENTUCKY               |   |                        |                                 |              |         |                     |        |                             |                                |               |                                  |                                  |                 |                   |                |    |
| London.                | Sue Bennett Memorial School.            | M. E.                  | Yes.                            | 2            | 4       | 46                  | 56     | 18                          | 46                             | 102           | 70                               | 0                                | 78              | 15                | 22             | 0  |
| Lexington.             | St. Xavier's College.                   | R. C.                  | No.                             | 20           | 0       | 243                 | 0      | 36                          | 0                              | 220           | 23                               | 0                                | 0               | 0                 | 0              | 0  |

PRIVATE HIGH SCHOOLS AND ACADEMIES, 1917-1918.

[illegible]

**Estimated.**



TABLE 28.—Statistics of private high schools and academies which enroll 100 or more pupils.—Continued.

| Location.                 | School.                              | Management or control. | Boarding school. | Years in course. | Instructors. |        | Secondary students. |        | Graduates. | Num-ber in military drill. | Enrollment by courses of study. |               |                           |                           |                 |                   |                |
|---------------------------|--------------------------------------|------------------------|------------------|------------------|--------------|--------|---------------------|--------|------------|----------------------------|---------------------------------|---------------|---------------------------|---------------------------|-----------------|-------------------|----------------|
|                           |                                      |                        |                  |                  | Men.         | Women. | Boys.               | Girls. |            |                            | Acad-emic.                      | Com-mer-cial. | Train-ing or voca-tional. | Train-ing or voca-tional. | Agri-cul-tural. | Home-eco-nom-ics. | Trade courses. |
| 1                         | 2                                    | 3                      | 4                | 5                | 6            | 7      | 8                   | 9      | 10         | 11                         | 12                              | 13            | 14                        | 15                        | 16              | 17                | 18             |
| MASSACHUSETTS—con.        |                                      |                        |                  |                  |              |        |                     |        |            |                            |                                 |               |                           |                           |                 |                   |                |
| East Northfield.          | Northfield Seminary.                 | Nonsect.               | Yes.             | 1                | 1            | 25     | 0                   | 125    | 44         | 0                          | 100                             | 0             | 0                         | 0                         | 0               | 298               | 0              |
| Groton.                   | Groton School.                       | P. E.                  | Yes.             | 4                | 21           | 0      | 111                 | 0      | 23         | 78                         | 68                              | 138           | 56                        | 3                         | 0               | 0                 | 0              |
| St. James High School.    | St. James High School.               | R. C.                  | No.              | 4                | 0            | 8      | 65                  | 134    | 32         | 0                          | 68                              | 108           | 0                         | 28                        | 0               | 0                 | 0              |
| St. Mary's High School.   | St. Mary's High School.              | R. C.                  | No.              | 4                | 0            | 5      | 135                 | 177    | 27         | 0                          | 82                              | 13            | 0                         | 0                         | 0               | 0                 | 0              |
| Monson.                   | Monson Academy.                      | Nonsect.               | Yes.             | 4                | 14           | 3      | 43                  | 47     | 50         | 32                         | 204                             | 0             | 0                         | 0                         | 0               | 0                 | 0              |
| Mount Hermon.             | Mount Hermon School.                 | Nonsect.               | Yes.             | 4                | 14           | 15     | 283                 | 110    | 26         | 0                          | 110                             | 0             | 0                         | 0                         | 30              | 0                 | 0              |
| Natick.                   | Natick High School.                  | Nonsect.               | Yes.             | 4                | 0            | 18     | 0                   | 120    | 32         | 0                          | 130                             | 0             | 0                         | 0                         | 0               | 63                | 0              |
| Needham.                  | Needham School.                      | Nonsect.               | Yes.             | 4                | 6            | 14     | 0                   | 120    | 32         | 0                          | 130                             | 0             | 0                         | 0                         | 0               | 12                | 0              |
| Northampton.              | Miss Gaven's School.                 | Nonsect.               | Yes.             | 4                | 1            | 24     | 0                   | 161    | 59         | 0                          | 191                             | 22            | 0                         | 0                         | 0               | 14                | 0              |
| Quincy.                   | Woodward Institute.                  | Nonsect.               | No.              | 4                | 1            | 8      | 0                   | 144    | 26         | 0                          | 144                             | 43            | 0                         | 0                         | 0               | 0                 | 0              |
| St. Joseph's High School. | St. Joseph's High School.            | R. C.                  | No.              | 4                | 0            | 8      | 0                   | 106    | 19         | 0                          | 116                             | 66            | 0                         | 0                         | 0               | 0                 | 0              |
| South Lancaster.          | South Lancaster Academy.             | S. D. A.               | Yes.             | 4                | 6            | 4      | 94                  | 119    | 28         | 0                          | 194                             | 17            | 0                         | 27                        | 0               | 35                | 0              |
| Springfield.              | American International College.      | Nonsect.               | Yes.             | 4                | 5            | 4      | 75                  | 37     | 2          | 0                          | 54                              | 0             | 0                         | 0                         | 0               | 0                 | 0              |
| Do.                       | Academy Dept.                        | R. C.                  | No.              | 4                | 0            | 15     | 149                 | 142    | 34         | 0                          | 251                             | 10            | 0                         | 0                         | 0               | 0                 | 0              |
| Waltham.                  | Cathedral High School.               | R. C.                  | No.              | 4                | 0            | 6      | 0                   | 146    | 35         | 0                          | 181                             | 76            | 0                         | 0                         | 0               | 0                 | 0              |
| Worcester.                | St. Joseph's High School.            | R. C.                  | No.              | 4                | 0            | 7      | 0                   | 109    | 9          | 0                          | 109                             | 0             | 0                         | 0                         | 0               | 0                 | 0              |
| Do.                       | Ascension High School.               | Nonsect.               | Yes.             | 4                | 18           | 0      | 171                 | 0      | 34         | 171                        | 171                             | 0             | 0                         | 0                         | 0               | 0                 | 0              |
| MICHIGAN.                 |                                      |                        |                  |                  |              |        |                     |        |            |                            |                                 |               |                           |                           |                 |                   |                |
| Adrian.                   | St. Joseph's Academy.                | R. C.                  | Yes.             | 1                | 0            | 11     | 0                   | 141    | 88         | 73                         | 73                              | 68            | 0                         | 0                         | 0               | 0                 | 0              |
| Big Rapids.               | Perrie Institute.                    | Nonsect.               | No.              | 4                | 10           | 1      | 180                 | 240    | 88         | 73                         | 100                             | 19            | 0                         | 295                       | 0               | 0                 | 0              |
| Calvin.                   | St. Joseph's High School.            | R. C.                  | No.              | 4                | 0            | 6      | 61                  | 78     | 25         | 61                         | 119                             | 119           | 15                        | 0                         | 0               | 0                 | 0              |
| Detroit.                  | Holy Redeemer School.                | R. C.                  | No.              | 4                | 5            | 6      | 124                 | 125    | 27         | 0                          | 253                             | 29            | 0                         | 0                         | 0               | 0                 | 0              |
| Do.                       | Lillegitt School.                    | Nonsect.               | No.              | 5                | 0            | 20     | 0                   | 106    | 30         | 185                        | 198                             | 0             | 0                         | 0                         | 0               | 0                 | 0              |
| Grand Rapids.             | Boys' Catholic Central High School.  | R. C.                  | No.              | 4                | 1            | 12     | 190                 | 0      | 30         | 185                        | 182                             | 8             | 0                         | 0                         | 0               | 0                 | 0              |
| Do.                       | Calvin College.                      | Christ. Ref.           | No.              | 4                | 11           | 0      | 177                 | 105    | 57         | 0                          | 270                             | 0             | 0                         | 12                        | 0               | 0                 | 0              |
| Do.                       | Girls' Catholic Central High School. | R. C.                  | No.              | 4                | 0            | 13     | 0                   | 183    | 32         | 0                          | 183                             | 18            | 0                         | 0                         | 0               | 0                 | 0              |
| Monroe.                   | St. Mary's Academy.                  | R. C.                  | Yes.             | 4                | 0            | 22     | 0                   | 174    | 49         | 0                          | 126                             | 48            | 0                         | 0                         | 0               | 0                 | 0              |

**PRIVATE HIGH SCHOOLS AND ACADEMIES, 1917-1918.**

67

|            |             |                 |   |   |   |    |    |    |    |     |    |   |   |   |   |   |   |   |   |   |   |   |   |   |   |   |   |   |   |   |   |   |   |   |   |   |   |   |   |   |   |   |   |   |   |   |   |   |   |   |   |   |   |   |   |   |   |   |   |   |   |   |   |   |   |   |   |   |   |   |   |   |   |   |   |   |   |   |   |   |   |   |   |   |   |   |   |   |   |   |   |   |   |   |   |   |   |   |   |   |   |   |   |   |   |   |   |   |   |   |   |   |   |   |   |   |   |   |   |   |   |   |   |   |   |   |   |   |   |   |   |   |   |   |   |   |   |   |   |   |   |   |   |   |   |   |   |   |   |   |   |   |   |   |   |   |   |   |   |   |   |   |   |   |   |   |   |   |   |   |   |   |   |   |   |   |   |   |   |   |   |   |   |   |   |   |   |   |   |   |   |   |   |   |   |   |   |   |   |   |   |   |   |   |   |   |   |   |   |   |   |   |   |   |   |   |   |   |   |   |   |   |   |   |   |   |   |   |   |   |   |   |   |   |   |   |   |   |   |   |   |   |   |   |   |   |   |   |   |   |   |   |   |   |   |   |   |   |   |   |   |   |   |   |   |   |   |   |   |   |   |   |   |   |   |   |   |   |   |   |   |   |   |   |   |   |   |   |   |   |   |   |   |   |   |   |   |   |   |   |   |   |   |   |   |   |   |   |   |   |   |   |   |   |   |   |   |   |   |   |   |   |   |   |   |   |   |   |   |   |   |   |   |   |   |   |   |   |   |   |   |   |   |   |   |   |   |   |   |   |   |   |   |   |   |   |   |   |   |   |   |   |   |   |   |   |   |   |   |   |   |   |   |   |   |   |   |   |   |   |   |   |   |   |   |   |   |   |   |   |   |   |   |   |   |   |   |   |   |   |   |   |   |   |   |   |   |   |   |   |   |   |   |   |   |   |   |   |   |   |   |   |   |   |   |   |   |   |   |   |   |   |   |   |   |   |   |   |   |   |   |   |   |   |   |   |   |   |   |   |   |   |   |   |   |   |   |   |   |   |   |   |   |   |   |   |   |   |   |   |   |   |   |   |   |   |   |   |   |   |   |   |   |   |   |   |   |   |   |   |   |   |   |   |   |   |   |   |   |   |   |   |   |   |   |   |   |   |   |   |   |   |   |   |   |   |   |   |   |   |   |   |   |   |   |   |   |   |   |   |   |   |   |   |   |   |   |   |   |   |   |   |   |   |   |   |   |   |   |   |   |   |   |   |   |   |   |   |   |   |   |   |   |   |   |   |   |   |   |   |   |   |   |   |   |   |   |   |   |   |   |   |   |   |   |   |   |   |   |   |   |   |   |   |   |   |   |   |   |   |   |   |   |   |   |   |   |   |   |   |   |   |   |   |   |   |   |   |   |   |   |   |   |   |   |   |   |   |   |   |   |   |   |   |   |   |   |   |   |   |   |   |   |   |   |   |   |   |   |   |   |   |   |   |   |   |   |   |   |   |   |   |   |   |   |   |   |   |   |   |   |   |   |   |   |   |   |   |   |   |   |   |   |   |   |   |   |   |   |   |   |   |   |   |   |   |   |   |   |   |   |   |   |   |   |   |   |   |   |   |   |   |   |   |   |   |   |   |   |   |   |   |   |   |   |   |   |   |   |   |   |   |   |   |   |   |   |   |   |   |   |   |   |   |   |   |   |   |   |   |   |   |   |   |   |   |   |   |   |   |   |   |   |   |   |   |   |   |   |   |   |   |   |   |   |   |   |   |   |   |   |   |   |   |   |   |   |   |   |   |   |   |   |   |   |   |   |   |   |   |   |   |   |   |   |   |   |   |   |   |   |   |   |   |   |   |   |   |   |   |   |   |   |   |   |   |   |   |   |   |   |   |   |   |   |   |   |   |   |   |   |   |   |   |   |   |   |   |   |   |   |   |   |   |   |   |   |   |   |   |   |   |   |   |   |   |   |   |   |   |   |   |   |   |   |   |   |   |   |   |   |   |   |   |   |   |   |   |   |   |   |   |   |   |   |   |   |   |   |   |   |   |   |   |   |   |   |   |   |   |   |   |   |   |   |   |   |   |   |   |   |   |   |   |   |   |   |   |   |   |   |   |   |   |   |   |   |   |   |   |   |   |   |   |   |   |   |   |   |   |   |   |   |   |   |   |   |   |   |   |   |   |   |   |   |   |   |   |   |   |   |   |   |   |   |   |   |   |   |   |   |   |   |   |   |   |   |   |   |   |   |   |   |   |   |   |   |   |   |   |   |   |   |   |   |   |   |   |   |   |   |   |   |   |   |   |   |   |   |   |   |   |   |   |   |   |   |   |   |   |   |   |   |   |   |   |   |   |   |   |   |   |   |   |   |   |   |   |   |   |   |   |   |   |   |   |   |   |   |   |   |   |   |   |   |   |   |   |   |   |   |   |   |   |   |   |   |   |   |   |   |   |   |   |   |   |   |   |   |   |   |   |   |   |   |   |   |   |   |   |   |   |   |   |   |   |   |   |   |   |   |   |   |   |   |   |   |   |   |   |   |   |   |   |   |   |   |   |   |   |   |   |   |   |   |   |   |   |   |   |   |   |   |   |   |   |   |   |   |   |   |   |   |   |   |   |   |   |   |   |   |   |   |   |   |   |   |   |   |   |   |   |   |   |   |   |   |   |   |   |   |   |   |   |   |   |   |   |   |   |   |   |   |   |   |   |   |   |   |   |   |   |   |   |   |   |   |   |   |   |   |   |   |   |   |   |   |   |   |   |   |   |   |     |
|------------|-------------|-----------------|---|---|---|----|----|----|----|-----|----|---|---|---|---|---|---|---|---|---|---|---|---|---|---|---|---|---|---|---|---|---|---|---|---|---|---|---|---|---|---|---|---|---|---|---|---|---|---|---|---|---|---|---|---|---|---|---|---|---|---|---|---|---|---|---|---|---|---|---|---|---|---|---|---|---|---|---|---|---|---|---|---|---|---|---|---|---|---|---|---|---|---|---|---|---|---|---|---|---|---|---|---|---|---|---|---|---|---|---|---|---|---|---|---|---|---|---|---|---|---|---|---|---|---|---|---|---|---|---|---|---|---|---|---|---|---|---|---|---|---|---|---|---|---|---|---|---|---|---|---|---|---|---|---|---|---|---|---|---|---|---|---|---|---|---|---|---|---|---|---|---|---|---|---|---|---|---|---|---|---|---|---|---|---|---|---|---|---|---|---|---|---|---|---|---|---|---|---|---|---|---|---|---|---|---|---|---|---|---|---|---|---|---|---|---|---|---|---|---|---|---|---|---|---|---|---|---|---|---|---|---|---|---|---|---|---|---|---|---|---|---|---|---|---|---|---|---|---|---|---|---|---|---|---|---|---|---|---|---|---|---|---|---|---|---|---|---|---|---|---|---|---|---|---|---|---|---|---|---|---|---|---|---|---|---|---|---|---|---|---|---|---|---|---|---|---|---|---|---|---|---|---|---|---|---|---|---|---|---|---|---|---|---|---|---|---|---|---|---|---|---|---|---|---|---|---|---|---|---|---|---|---|---|---|---|---|---|---|---|---|---|---|---|---|---|---|---|---|---|---|---|---|---|---|---|---|---|---|---|---|---|---|---|---|---|---|---|---|---|---|---|---|---|---|---|---|---|---|---|---|---|---|---|---|---|---|---|---|---|---|---|---|---|---|---|---|---|---|---|---|---|---|---|---|---|---|---|---|---|---|---|---|---|---|---|---|---|---|---|---|---|---|---|---|---|---|---|---|---|---|---|---|---|---|---|---|---|---|---|---|---|---|---|---|---|---|---|---|---|---|---|---|---|---|---|---|---|---|---|---|---|---|---|---|---|---|---|---|---|---|---|---|---|---|---|---|---|---|---|---|---|---|---|---|---|---|---|---|---|---|---|---|---|---|---|---|---|---|---|---|---|---|---|---|---|---|---|---|---|---|---|---|---|---|---|---|---|---|---|---|---|---|---|---|---|---|---|---|---|---|---|---|---|---|---|---|---|---|---|---|---|---|---|---|---|---|---|---|---|---|---|---|---|---|---|---|---|---|---|---|---|---|---|---|---|---|---|---|---|---|---|---|---|---|---|---|---|---|---|---|---|---|---|---|---|---|---|---|---|---|---|---|---|---|---|---|---|---|---|---|---|---|---|---|---|---|---|---|---|---|---|---|---|---|---|---|---|---|---|---|---|---|---|---|---|---|---|---|---|---|---|---|---|---|---|---|---|---|---|---|---|---|---|---|---|---|---|---|---|---|---|---|---|---|---|---|---|---|---|---|---|---|---|---|---|---|---|---|---|---|---|---|---|---|---|---|---|---|---|---|---|---|---|---|---|---|---|---|---|---|---|---|---|---|---|---|---|---|---|---|---|---|---|---|---|---|---|---|---|---|---|---|---|---|---|---|---|---|---|---|---|---|---|---|---|---|---|---|---|---|---|---|---|---|---|---|---|---|---|---|---|---|---|---|---|---|---|---|---|---|---|---|---|---|---|---|---|---|---|---|---|---|---|---|---|---|---|---|---|---|---|---|---|---|---|---|---|---|---|---|---|---|---|---|---|---|---|---|---|---|---|---|---|---|---|---|---|---|---|---|---|---|---|---|---|---|---|---|---|---|---|---|---|---|---|---|---|---|---|---|---|---|---|---|---|---|---|---|---|---|---|---|---|---|---|---|---|---|---|---|---|---|---|---|---|---|---|---|---|---|---|---|---|---|---|---|---|---|---|---|---|---|---|---|---|---|---|---|---|---|---|---|---|---|---|---|---|---|---|---|---|---|---|---|---|---|---|---|---|---|---|---|---|---|---|---|---|---|---|---|---|---|---|---|---|---|---|---|---|---|---|---|---|---|---|---|---|---|---|---|---|---|---|---|---|---|---|---|---|---|---|---|---|---|---|---|---|---|---|---|---|---|---|---|---|---|---|---|---|---|---|---|---|---|---|---|---|---|---|---|---|---|---|---|---|---|---|---|---|---|---|---|---|---|---|---|---|---|---|---|---|---|---|---|---|---|---|---|---|---|---|---|---|---|---|---|---|---|---|---|---|---|---|---|---|---|---|---|---|---|---|---|---|---|---|---|---|---|---|---|---|---|---|---|---|---|---|---|---|---|---|---|---|---|---|---|---|---|---|---|---|---|---|---|---|---|---|---|---|---|---|---|---|---|---|---|---|---|---|---|---|---|---|---|---|---|---|---|---|---|---|---|---|---|---|---|---|---|---|---|---|---|---|---|---|---|---|---|---|---|---|---|---|---|---|---|---|---|---|---|---|---|---|---|---|---|---|---|---|---|---|---|---|---|---|---|---|---|---|---|---|---|---|---|---|---|---|---|---|---|---|---|---|---|---|---|---|---|---|---|---|---|---|---|---|---|---|---|---|---|---|---|---|---|---|---|---|---|---|---|---|---|---|---|---|---|---|---|---|---|---|---|---|---|---|---|---|---|---|---|---|---|---|---|---|---|---|---|---|---|---|---|---|---|---|---|---|---|---|---|---|---|---|---|---|---|---|---|---|---|---|---|---|---|---|---|---|---|---|---|---|---|-----|
| MINNESOTA. | Albert Lea. | Luther Academy. | 4 | 5 | 3 | 94 | 98 | 19 | 50 | 142 | 47 | 0 | 0 | 0 | 0 | 0 | 0 | 0 | 0 | 0 | 0 | 0 | 0 | 0 | 0 | 0 | 0 | 0 | 0 | 0 | 0 | 0 | 0 | 0 | 0 | 0 | 0 | 0 | 0 | 0 | 0 | 0 | 0 | 0 | 0 | 0 | 0 | 0 | 0 | 0 | 0 | 0 | 0 | 0 | 0 | 0 | 0 | 0 | 0 | 0 | 0 | 0 | 0 | 0 | 0 | 0 | 0 | 0 | 0 | 0 | 0 | 0 | 0 | 0 | 0 | 0 | 0 | 0 | 0 | 0 | 0 | 0 | 0 | 0 | 0 | 0 | 0 | 0 | 0 | 0 | 0 | 0 | 0 | 0 | 0 | 0 | 0 | 0 | 0 | 0 | 0 | 0 | 0 | 0 | 0 | 0 | 0 | 0 | 0 | 0 | 0 | 0 | 0 | 0 | 0 | 0 | 0 | 0 | 0 | 0 | 0 | 0 | 0 | 0 | 0 | 0 | 0 | 0 | 0 | 0 | 0 | 0 | 0 | 0 | 0 | 0 | 0 | 0 | 0 | 0 | 0 | 0 | 0 | 0 | 0 | 0 | 0 | 0 | 0 | 0 | 0 | 0 | 0 | 0 | 0 | 0 | 0 | 0 | 0 | 0 | 0 | 0 | 0 | 0 | 0 | 0 | 0 | 0 | 0 | 0 | 0 | 0 | 0 | 0 | 0 | 0 | 0 | 0 | 0 | 0 | 0 | 0 | 0 | 0 | 0 | 0 | 0 | 0 | 0 | 0 | 0 | 0 | 0 | 0 | 0 | 0 | 0 | 0 | 0 | 0 | 0 | 0 | 0 | 0 | 0 | 0 | 0 | 0 | 0 | 0 | 0 | 0 | 0 | 0 | 0 | 0 | 0 | 0 | 0 | 0 | 0 | 0 | 0 | 0 | 0 | 0 | 0 | 0 | 0 | 0 | 0 | 0 | 0 | 0 | 0 | 0 | 0 | 0 | 0 | 0 | 0 | 0 | 0 | 0 | 0 | 0 | 0 | 0 | 0 | 0 | 0 | 0 | 0 | 0 | 0 | 0 | 0 | 0 | 0 | 0 | 0 | 0 | 0 | 0 | 0 | 0 | 0 | 0 | 0 | 0 | 0 | 0 | 0 | 0 | 0 | 0 | 0 | 0 | 0 | 0 | 0 | 0 | 0 | 0 | 0 | 0 | 0 | 0 | 0 | 0 | 0 | 0 | 0 | 0 | 0 | 0 | 0 | 0 | 0 | 0 | 0 | 0 | 0 | 0 | 0 | 0 | 0 | 0 | 0 | 0 | 0 | 0 | 0 | 0 | 0 | 0 | 0 | 0 | 0 | 0 | 0 | 0 | 0 | 0 | 0 | 0 | 0 | 0 | 0 | 0 | 0 | 0 | 0 | 0 | 0 | 0 | 0 | 0 | 0 | 0 | 0 | 0 | 0 | 0 | 0 | 0 | 0 | 0 | 0 | 0 | 0 | 0 | 0 | 0 | 0 | 0 | 0 | 0 | 0 | 0 | 0 | 0 | 0 | 0 | 0 | 0 | 0 | 0 | 0 | 0 | 0 | 0 | 0 | 0 | 0 | 0 | 0 | 0 | 0 | 0 | 0 | 0 | 0 | 0 | 0 | 0 | 0 | 0 | 0 | 0 | 0 | 0 | 0 | 0 | 0 | 0 | 0 | 0 | 0 | 0 | 0 | 0 | 0 | 0 | 0 | 0 | 0 | 0 | 0 | 0 | 0 | 0 | 0 | 0 | 0 | 0 | 0 | 0 | 0 | 0 | 0 | 0 | 0 | 0 | 0 | 0 | 0 | 0 | 0 | 0 | 0 | 0 | 0 | 0 | 0 | 0 | 0 | 0 | 0 | 0 | 0 | 0 | 0 | 0 | 0 | 0 | 0 | 0 | 0 | 0 | 0 | 0 | 0 | 0 | 0 | 0 | 0 | 0 | 0 | 0 | 0 | 0 | 0 | 0 | 0 | 0 | 0 | 0 | 0 | 0 | 0 | 0 | 0 | 0 | 0 | 0 | 0 | 0 | 0 | 0 | 0 | 0 | 0 | 0 | 0 | 0 | 0 | 0 | 0 | 0 | 0 | 0 | 0 | 0 | 0 | 0 | 0 | 0 | 0 | 0 | 0 | 0 | 0 | 0 | 0 | 0 | 0 | 0 | 0 | 0 | 0 | 0 | 0 | 0 | 0 | 0 | 0 | 0 | 0 | 0 | 0 | 0 | 0 | 0 | 0 | 0 | 0 | 0 | 0 | 0 | 0 | 0 | 0 | 0 | 0 | 0 | 0 | 0 | 0 | 0 | 0 | 0 | 0 | 0 | 0 | 0 | 0 | 0 | 0 | 0 | 0 | 0 | 0 | 0 | 0 | 0 | 0 | 0 | 0 | 0 | 0 | 0 | 0 | 0 | 0 | 0 | 0 | 0 | 0 | 0 | 0 | 0 | 0 | 0 | 0 | 0 | 0 | 0 | 0 | 0 | 0 | 0 | 0 | 0 | 0 | 0 | 0 | 0 | 0 | 0 | 0 | 0 | 0 | 0 | 0 | 0 | 0 | 0 | 0 | 0 | 0 | 0 | 0 | 0 | 0 | 0 | 0 | 0 | 0 | 0 | 0 | 0 | 0 | 0 | 0 | 0 | 0 | 0 | 0 | 0 | 0 | 0 | 0 | 0 | 0 | 0 | 0 | 0 | 0 | 0 | 0 | 0 | 0 | 0 | 0 | 0 | 0 | 0 | 0 | 0 | 0 | 0 | 0 | 0 | 0 | 0 | 0 | 0 | 0 | 0 | 0 | 0 | 0 | 0 | 0 | 0 | 0 | 0 | 0 | 0 | 0 | 0 | 0 | 0 | 0 | 0 | 0 | 0 | 0 | 0 | 0 | 0 | 0 | 0 | 0 | 0 | 0 | 0 | 0 | 0 | 0 | 0 | 0 | 0 | 0 | 0 | 0 | 0 | 0 | 0 | 0 | 0 | 0 | 0 | 0 | 0 | 0 | 0 | 0 | 0 | 0 | 0 | 0 | 0 | 0 | 0 | 0 | 0 | 0 | 0 | 0 | 0 | 0 | 0 | 0 | 0 | 0 | 0 | 0 | 0 | 0 | 0 | 0 | 0 | 0 | 0 | 0 | 0 | 0 | 0 | 0 | 0 | 0 | 0 | 0 | 0 | 0 | 0 | 0 | 0 | 0 | 0 | 0 | 0 | 0 | 0 | 0 | 0 | 0 | 0 | 0 | 0 | 0 | 0 | 0 | 0 | 0 | 0 | 0 | 0 | 0 | 0 | 0 | 0 | 0 | 0 | 0 | 0 | 0 | 0 | 0 | 0 | 0 | 0 | 0 | 0 | 0 | 0 | 0 | 0 | 0 | 0 | 0 | 0 | 0 | 0 | 0 | 0 | 0 | 0 | 0 | 0 | 0 | 0 | 0 | 0 | 0 | 0 | 0 | 0 | 0 | 0 | 0 | 0 | 0 | 0 | 0 | 0 | 0 | 0 | 0 | 0 | 0 | 0 | 0 | 0 | 0 | 0 | 0 | 0 | 0 | 0 | 0 | 0 | 0 | 0 | 0 | 0 | 0 | 0 | 0 | 0 | 0 | 0 | 0 | 0 | 0 | 0 | 0 | 0 | 0 | 0 | 0 | 0 | 0 | 0 | 0 | 0 | 0 | 0 | 0 | 0 | 0 | 0 | 0 | 0 | 0 | 0 | 0 | 0 | 0 | 0 | 0 | 0 | 0 | 0 | 0 | 0 | 0 | 0 | 0 | 0 | 0 | 0 | 0 | 0 | 0 | 0 | 0 | 0 | 0 | 0 | 0 | 0 | 0 | 0 | 0 | 0 | 0 | 0 | 0 | 0 | 0 | 0 | 0 | 0 | 0 | 0 | 0 | 0 | 0 | 0 | 0 | 0 | 0 | 0 | 0 | 0 | 0 | 0 | 0 | 0 | 0 | 0 | 0 | 0 | 0 | 0 | 0 | 0 | 0 | 0 | 0 | 0 | 0 | 0 | 0 | 0 | 0 | 0 | 0 | 0 | 0 | 0 | 0 | 0 | 0 | 0 | 0 | 0 | 0 | 0 | 0 | 0 | 0 | 0 | 0 | 0 | 0 | 0 | 0 | 0 | 0 | 0 | 0 | 0 | 0 | 0 | 0 | 0 | 0 | 0 | 0 | 0 | 0 | 0 | 0 | 0 | 0 | 0 | 0 | 0 | 0 | 0 | 0 | 0 | 0 | 0 | 0 | 0 | 0 | 0 | 0 | 0 | 0 | 0 | 0 | 0 | 0 | 0 | 0 | 0 | 0 | 0 | 0 | 0 | 0 | 0 | 0 | 0 | 0 | 0 | 0 | 0 | 0 | 0 | 0 | 0 | 0 | 0 | 0 | 0 | 0 | 0 | 0 | 0 | 0 | 0 | 0 | 0 | 0 | 0 | 0 | 0 | 0 | 0 | 0 | 0 | 0 | 0 | 0 | 0 | 0 | 0 | 0 | 0 | 0 | 0 | 0 | 0 | 0 | 0 | 0 | 0 | 0 | 0 | 0 | 0 | 0 | 0 | 0 | 0 | 0 | 0 | 0 | 0 | 0 | 0 | 0 | 0 | 0 | 0 | 0 | 0 | 0 | 0 | 0 | 0 | 0 | 0 | 0 | 0 | 0 | 0 | 0 | 0 | 0 | 0 | 0 | 0 | 0 | 0 | 0 | 0 | 0 | 0 | 0 | 0 | 0 | 0 | 0 | 0 | 0 | 0 | 0 | 0 | 0 | 0 | 0 | 0 | 0 | 0 | 0 | 0 | 0 | 0 | 0 | 0 | 0 | 0 | 0 | 0 | 0 | 0 | 0 | 0 | 0 | 0 | 0 | 0 | 0 | 0 | 0 | 0 | 0 | 0 | 0 | 0 | 0 | 0 | 0 | 0 | 0 | 0 | 0 | 0 | 0 | 0 | 0 | 0 | 0 | 0 | 0 | 0 | 0 | 0 | 0 | 0 | 0 | 0 | 0 | 0 | 0 | 0 | 0 | 0 | 0 | 0 | 0 | 0 | 0 | 0 | 0 | 0 | 0 | 0 | 0 | 0 | 0 | 0 | 0 | 0 | 0 | 0 | 0 | 0 | 0 | 0 | 0 | 0 | 0 | 0 | 0 | 0 | 0 | 0 | 0 | 0 | 0 | 0 | 0 | 0 | 0 | 0 | 0 | 0 | 0 | 0 | 0 | 0 | 0 | 0 | 0 | 0 | 0 | 0 | 0 | 0 | 0 | 0 | 0 | 0 | 0 | 0 | 0 | 0 | 0 | 0 | 0 | 0 | 0 | 0 | 0 | 0</ |
|------------|-------------|-----------------|---|---|---|----|----|----|----|-----|----|---|---|---|---|---|---|---|---|---|---|---|---|---|---|---|---|---|---|---|---|---|---|---|---|---|---|---|---|---|---|---|---|---|---|---|---|---|---|---|---|---|---|---|---|---|---|---|---|---|---|---|---|---|---|---|---|---|---|---|---|---|---|---|---|---|---|---|---|---|---|---|---|---|---|---|---|---|---|---|---|---|---|---|---|---|---|---|---|---|---|---|---|---|---|---|---|---|---|---|---|---|---|---|---|---|---|---|---|---|---|---|---|---|---|---|---|---|---|---|---|---|---|---|---|---|---|---|---|---|---|---|---|---|---|---|---|---|---|---|---|---|---|---|---|---|---|---|---|---|---|---|---|---|---|---|---|---|---|---|---|---|---|---|---|---|---|---|---|---|---|---|---|---|---|---|---|---|---|---|---|---|---|---|---|---|---|---|---|---|---|---|---|---|---|---|---|---|---|---|---|---|---|---|---|---|---|---|---|---|---|---|---|---|---|---|---|---|---|---|---|---|---|---|---|---|---|---|---|---|---|---|---|---|---|---|---|---|---|---|---|---|---|---|---|---|---|---|---|---|---|---|---|---|---|---|---|---|---|---|---|---|---|---|---|---|---|---|---|---|---|---|---|---|---|---|---|---|---|---|---|---|---|---|---|---|---|---|---|---|---|---|---|---|---|---|---|---|---|---|---|---|---|---|---|---|---|---|---|---|---|---|---|---|---|---|---|---|---|---|---|---|---|---|---|---|---|---|---|---|---|---|---|---|---|---|---|---|---|---|---|---|---|---|---|---|---|---|---|---|---|---|---|---|---|---|---|---|---|---|---|---|---|---|---|---|---|---|---|---|---|---|---|---|---|---|---|---|---|---|---|---|---|---|---|---|---|---|---|---|---|---|---|---|---|---|---|---|---|---|---|---|---|---|---|---|---|---|---|---|---|---|---|---|---|---|---|---|---|---|---|---|---|---|---|---|---|---|---|---|---|---|---|---|---|---|---|---|---|---|---|---|---|---|---|---|---|---|---|---|---|---|---|---|---|---|---|---|---|---|---|---|---|---|---|---|---|---|---|---|---|---|---|---|---|---|---|---|---|---|---|---|---|---|---|---|---|---|---|---|---|---|---|---|---|---|---|---|---|---|---|---|---|---|---|---|---|---|---|---|---|---|---|---|---|---|---|---|---|---|---|---|---|---|---|---|---|---|---|---|---|---|---|---|---|---|---|---|---|---|---|---|---|---|---|---|---|---|---|---|---|---|---|---|---|---|---|---|---|---|---|---|---|---|---|---|---|---|---|---|---|---|---|---|---|---|---|---|---|---|---|---|---|---|---|---|---|---|---|---|---|---|---|---|---|---|---|---|---|---|---|---|---|---|---|---|---|---|---|---|---|---|---|---|---|---|---|---|---|---|---|---|---|---|---|---|---|---|---|---|---|---|---|---|---|---|---|---|---|---|---|---|---|---|---|---|---|---|---|---|---|---|---|---|---|---|---|---|---|---|---|---|---|---|---|---|---|---|---|---|---|---|---|---|---|---|---|---|---|---|---|---|---|---|---|---|---|---|---|---|---|---|---|---|---|---|---|---|---|---|---|---|---|---|---|---|---|---|---|---|---|---|---|---|---|---|---|---|---|---|---|---|---|---|---|---|---|---|---|---|---|---|---|---|---|---|---|---|---|---|---|---|---|---|---|---|---|---|---|---|---|---|---|---|---|---|---|---|---|---|---|---|---|---|---|---|---|---|---|---|---|---|---|---|---|---|---|---|---|---|---|---|---|---|---|---|---|---|---|---|---|---|---|---|---|---|---|---|---|---|---|---|---|---|---|---|---|---|---|---|---|---|---|---|---|---|---|---|---|---|---|---|---|---|---|---|---|---|---|---|---|---|---|---|---|---|---|---|---|---|---|---|---|---|---|---|---|---|---|---|---|---|---|---|---|---|---|---|---|---|---|---|---|---|---|---|---|---|---|---|---|---|---|---|---|---|---|---|---|---|---|---|---|---|---|---|---|---|---|---|---|---|---|---|---|---|---|---|---|---|---|---|---|---|---|---|---|---|---|---|---|---|---|---|---|---|---|---|---|---|---|---|---|---|---|---|---|---|---|---|---|---|---|---|---|---|---|---|---|---|---|---|---|---|---|---|---|---|---|---|---|---|---|---|---|---|---|---|---|---|---|---|---|---|---|---|---|---|---|---|---|---|---|---|---|---|---|---|---|---|---|---|---|---|---|---|---|---|---|---|---|---|---|---|---|---|---|---|---|---|---|---|---|---|---|---|---|---|---|---|---|---|---|---|---|---|---|---|---|---|---|---|---|---|---|---|---|---|---|---|---|---|---|---|---|---|---|---|---|---|---|---|---|---|---|---|---|---|---|---|---|---|---|---|---|---|---|---|---|---|---|---|---|---|---|---|---|---|---|---|---|---|---|---|---|---|---|---|---|---|---|---|---|---|---|---|---|---|---|---|---|---|---|---|---|---|---|---|---|---|---|---|---|---|---|---|---|---|---|---|---|---|---|---|---|---|---|---|---|---|---|---|---|---|---|---|---|---|---|---|---|---|---|---|---|---|---|---|---|---|---|---|---|---|---|---|---|---|---|---|---|---|---|---|---|---|---|---|---|---|---|---|---|---|---|---|---|---|---|---|---|---|---|---|---|---|---|---|---|---|---|---|---|---|---|---|---|---|---|---|---|---|---|---|---|---|---|---|---|---|---|---|---|---|---|---|---|---|---|---|---|---|---|-----|

TABLE 28.—Statistics of private high schools and academies which enroll 100 or more pupils—Continued.

| Location.      | School.                            | Management or control. | Boards in school course. | Instructors. |        | Secondary students. |        | Num. by in-ter-drill. | Enrollment by courses of study. |                |                                   |                                   |               |                     |                |    |    |
|----------------|------------------------------------|------------------------|--------------------------|--------------|--------|---------------------|--------|-----------------------|---------------------------------|----------------|-----------------------------------|-----------------------------------|---------------|---------------------|----------------|----|----|
|                |                                    |                        |                          | Men.         | Women. | Boys.               | Girls. |                       | Academi- cal.                   | Com-mer- cial. | Tech- nical or man- ufact- uring. | Tradin- g courses for teach- ers. | Agricultural. | Home eco- nom- ics. | Trade courses. |    |    |
|                |                                    |                        |                          |              |        |                     |        |                       |                                 |                |                                   |                                   |               |                     |                |    |    |
| 1              | 2                                  | 3                      | 4                        | 5            | 6      | 7                   | 8      | 9                     | 10                              | 11             | 12                                | 13                                | 14            | 15                  | 16             | 17 | 18 |
| NEW HAMPSHIRE. |                                    |                        |                          |              |        |                     |        |                       |                                 |                |                                   |                                   |               |                     |                |    |    |
| Concord        | St. Paul's School.                 | P. E.                  | Yes                      | 1            | 35     | 0                   | 411    | 0                     | 93                              | 150            | 411                               | 0                                 | 0             | 0                   | 0              | 0  | 0  |
| Derry Village  | Putnam Academy                     | Nonsect.               | Yes                      | 4            | 4      | 0                   | 585    | 108                   | 118                             | 0              | 69                                | 67                                | 12            | 0                   | 28             | 0  | 0  |
| Exeter         | Phillips Exeter Academy            | Nonsect.               | Yes                      | 4            | 35     | 0                   | 573    | 0                     | 115                             | 240            | 373                               | 18                                | 0             | 0                   | 0              | 0  | 0  |
| Manchester     | St. Joseph's High School           | R. C.                  | No                       | 4            | 5      | 0                   | 112    | 42                    | 22                              | 0              | 96                                | 0                                 | 0             | 0                   | 0              | 0  | 0  |
| Merrimack      | Kimball Union Academy              | Cong.                  | Yes                      | 4            | 5      | 4                   | 71     | 42                    | 11                              | 0              | 78                                | 23                                | 0             | 0                   | 7              | 20 | 0  |
| New Hampton    | New Hampton Literary Institution   | Nonsect.               | Yes                      | 4            | 4      | 3                   | 44     | 59                    | 11                              | 0              | 78                                | 23                                | 0             | 0                   | 0              | 0  | 0  |
| New London     | Norby Academy                      | Presb.                 | Yes                      | 4            | 4      | 5                   | 97     | 78                    | 26                              | 97             | 97                                | 29                                | 0             | 0                   | 11             | 18 | 0  |
| Portsmouth     | Portsmouth Academy                 | M. F.                  | Yes                      | 4            | 5      | 7                   | 138    | 119                   | 53                              | 138            | 243                               | 55                                | 9             | 0                   | 0              | 16 | 0  |
| Windsor        | Brewster Free Academy              | Nonsect.               | Yes                      | 4            | 5      | 5                   | 82     | 108                   | 31                              | 0              | 105                               | 47                                | 0             | 0                   | 0              | 0  | 0  |
| NEW JERSEY.    |                                    |                        |                          |              |        |                     |        |                       |                                 |                |                                   |                                   |               |                     |                |    |    |
| Blairtown      | Blair Academy                      | Presb.                 | Yes                      | 4            | 15     | 0                   | 234    | 0                     | 43                              | 234            | 234                               | 0                                 | 0             | 0                   | 0              | 0  | 0  |
| Blairtown      | Centenary Collegiate Institute.    | M. F.                  | Yes                      | 4            | 3      | 13                  | 0      | 130                   | 23                              | 234            | 71                                | 5                                 | 79            | 0                   | 0              | 0  | 0  |
| Hightstown     | Peddie Institute                   | Bapt.                  | Yes                      | 4            | 17     | 0                   | 255    | 0                     | 21                              | 226            | 246                               | 18                                | 0             | 0                   | 0              | 0  | 0  |
| Hoboken        | Stevens School                     | Nonsect.               | No                       | 4            | 10     | 0                   | 344    | 0                     | 40                              | 240            | 344                               | 0                                 | 0             | 0                   | 0              | 0  | 0  |
| Jersey City    | St. Peter's High School            | R. C.                  | No                       | 4            | 13     | 0                   | 377    | 0                     | 54                              | 100            | 377                               | 0                                 | 0             | 0                   | 0              | 0  | 0  |
| Lawrenceville  | Lawrenceville School               | Nonsect.               | Yes                      | 4            | 36     | 0                   | 365    | 0                     | 54                              | 118            | 365                               | 0                                 | 0             | 0                   | 0              | 0  | 0  |
| Montclair      | Montclair Academy                  | Nonsect.               | Yes                      | 4            | 11     | 0                   | 118    | 0                     | 17                              | 130            | 181                               | 0                                 | 0             | 0                   | 0              | 0  | 0  |
| Newark         | Newark Academy                     | Nonsect.               | No                       | 4            | 16     | 0                   | 181    | 0                     | 22                              | 130            | 181                               | 14                                | 0             | 0                   | 0              | 0  | 0  |
| Do.            | St. Benedict's Preparatory School. | R. C.                  | No                       | 4            | 14     | 0                   | 204    | 0                     | 22                              | 148            | 190                               | 14                                | 0             | 0                   | 0              | 0  | 0  |
| Do.            | St. Vincent's Academy              | R. C.                  | Yes                      | 4            | 2      | 10                  | 0      | 189                   | 30                              | 148            | 190                               | 14                                | 139           | 0                   | 0              | 0  | 0  |
| Orange         | St. Joseph's School                | Nonsect.               | Yes                      | 4            | 0      | 15                  | 90     | 0                     | 115                             | 80             | 115                               | 0                                 | 0             | 0                   | 0              | 0  | 0  |
| Paterson       | St. John the Baptist School        | R. C.                  | No                       | 4            | 1      | 0                   | 20     | 93                    | 58                              | 20             | 93                                | 54                                | 0             | 0                   | 0              | 0  | 0  |
| Paterson       | Paterson School                    | M. F.                  | Yes                      | 4            | 4      | 6                   | 104    | 0                     | 18                              | 108            | 96                                | 10                                | 0             | 0                   | 0              | 0  | 0  |
| Paterson       | St. Mary's Cathedral High School   | R. C.                  | No                       | 4            | 1      | 6                   | 98     | 84                    | 28                              | 16             | 103                               | 39                                | 59            | 6                   | 0              | 0  | 0  |

[illegible]



TABLE 28.—Statistics of private high schools and academies which enroll 100 or more pupils—Continued.

| Location.       | School.                         | Management or control. | Boarding school. | Years in course. | Instructors. |        | Secondary students. |        | Number in military drill. | Enrollment by courses of study. |             |                               |               |                 |                |     |    |
|-----------------|---------------------------------|------------------------|------------------|------------------|--------------|--------|---------------------|--------|---------------------------|---------------------------------|-------------|-------------------------------|---------------|-----------------|----------------|-----|----|
|                 |                                 |                        |                  |                  | Men.         | Women. | Boys.               | Girls. |                           | Academic.                       | Commercial. | Technical or manual training. | Agricultural. | Home economics. | Trade courses. |     |    |
| 1               | 2                               | 3                      | 4                | 5                | 6            | 7      | 8                   | 9      | 10                        | 11                              | 12          | 13                            | 14            | 15              | 16             | 17  | 18 |
| NEW YORK—contd. |                                 |                        |                  |                  |              |        |                     |        |                           |                                 |             |                               |               |                 |                |     |    |
| Rochester       | Nazareth Academy                | R. C.                  | Yes              |                  | 0            | 23     | 0                   | 378    | 32                        | 0                               | 293         | 115                           | 0             | 0               | 0              | 378 | 0  |
| Do.             | Rochester Catholic High School  | R. C.                  | No.              |                  | 8            | 11     | 292                 | 110    | 17                        | 75                              | 227         | 65                            | 31            | 0               | 0              | 42  | 0  |
| Rome            | Academy of the Holy Names       | R. C.                  | Yes              |                  | 0            | 9      | 0                   | 40     | 8                         | 0                               | 52          | 33                            | 0             | 0               | 0              | 0   | 0  |
| Schenectady     | St. Joseph's Academy            | R. C.                  | No.              |                  | 0            | 4      | 49                  | 51     | 2                         | 0                               | 120         | 0                             | 0             | 0               | 0              | 0   | 0  |
| Syracuse        | Christian Brothers' Academy     | R. C.                  | No.              |                  | 10           | 5      | 28                  | 61     | 2                         | 0                               | 220         | 0                             | 0             | 0               | 0              | 0   | 0  |
| Do.             | St. Lucy's Academy              | R. C.                  | No.              |                  | 0            | 3      | 41                  | 61     | 0                         | 41                              | 102         | 0                             | 0             | 0               | 0              | 0   | 0  |
| Do.             | Emma Willard School             | Nonsect.               | Yes              |                  | 0            | 23     | 0                   | 182    | 55                        | 0                               | 142         | 0                             | 0             | 0               | 0              | 0   | 0  |
| Do.             | Le Balie Institute              | R. C.                  | No.              |                  | 7            | 10     | 134                 | 80     | 17                        | 133                             | 134         | 0                             | 0             | 0               | 0              | 0   | 0  |
| Do.             | Utica Catholic Academy          | R. C.                  | No.              |                  | 5            | 10     | 135                 | 80     | 24                        | 0                               | 215         | 0                             | 0             | 0               | 0              | 0   | 0  |
| NORTH CAROLINA. |                                 |                        |                  |                  |              |        |                     |        |                           |                                 |             |                               |               |                 |                |     |    |
| Asheville       | Asheville School (Private)      | Nonsect.               | Yes              | 4                | 12           | 0      | 101                 | 0      | 26                        | 100                             | 101         | 0                             | 0             | 0               | 0              | 0   | 0  |
| Do.             | Bingham Military School         | Nonsect.               | Yes              | 1                | 8            | 0      | 154                 | 0      | 20                        | 154                             | 154         | 0                             | 0             | 0               | 0              | 0   | 0  |
| Do.             | Normal and Collegiate Institute | Presb.                 | Yes              | 1                | 2            | 20     | 0                   | 210    | 14                        | 0                               | 172         | 0                             | 90            | 164             | 90             | 38  | 18 |
| Beaufort        | St. Paul's School               | Nonsect.               | Yes              | 4                | 2            | 4      | 49                  | 77     | 3                         | 0                               | 126         | 0                             | 0             | 0               | 0              | 0   | 0  |
| Bates Creek     | Bacon Creek Academy             | Nonsect.               | Yes              | 4                | 1            | 2      | 113                 | 120    | 20                        | 0                               | 180         | 53                            | 0             | 0               | 0              | 0   | 0  |
| Delway          | Dell School                     | Bapt.                  | Yes              | 4                | 1            | 5      | 72                  | 73     | 6                         | 0                               | 145         | 0                             | 0             | 0               | 0              | 0   | 0  |
| Durham          | Trinity Park School             | M. E. S.               | Yes              | 1                | 3            | 0      | 120                 | 6      | 31                        | 0                               | 126         | 0                             | 0             | 0               | 0              | 0   | 0  |
| Elizabeth City  | Cyren's College Preparatory     | Nonsect.               | No.              | 1                | 1            | 0      | 134                 | 54     | 10                        | 5                               | 26          | 24                            | 0             | 0               | 0              | 0   | 0  |
| Hamdenville     | Fruitland Institute             | Bapt.                  | Yes              | 1                | 2            | 4      | 47                  | 140    | 19                        | 17                              | 101         | 0                             | 0             | 0               | 0              | 0   | 0  |
| Marion          | Mary Hill College               | Bapt.                  | Yes              | 4                | 3            | 5      | 175                 | 140    | 7                         | 21                              | 101         | 0                             | 0             | 0               | 0              | 0   | 0  |
| Marion          | Collegiate Institute            | Bapt.                  | Yes              | 4                | 4            | 4      | 134                 | 17     | 23                        | 73                              | 101         | 0                             | 0             | 0               | 0              | 0   | 0  |
| Marion          | Oak Ridge Institute             | Bapt.                  | Yes              | 4                | 4            | 4      | 134                 | 17     | 23                        | 73                              | 101         | 0                             | 0             | 0               | 0              | 0   | 0  |
| Marion          | Marion College                  | M. E. S.               | Yes              | 1                | 5            | 0      | 117                 | 31     | 19                        | 0                               | 146         | 0                             | 0             | 0               | 0              | 0   | 0  |
| Marion          | Marion College                  | Nonsect.               | Yes              | 1                | 0            | 3      | 0                   | 100    | 4                         | 0                               | 100         | 0                             | 0             | 0               | 0              | 0   | 0  |
| Marion          | Wingate High School             | Bapt.                  | Yes              | 4                | 2            | 3      | 68                  | 53     | 21                        | 40                              | 101         | 22                            | 0             | 0               | 0              | 0   | 0  |



TABLE 28.—Statistics of private high-schools and academies which enroll 100 or more pupils.—Continued.

| Location.           | School.                                 | Management or control. | Boarding in school. | Years in course. | Instructors. |        | Secondary students. |        | Number in military drill. | Enrollment by courses of study. |             |                               |                                |               |                 |                |     |
|---------------------|---|------------------------|---------------------|------------------|--------------|--------|---------------------|--------|---------------------------|---------------------------------|-------------|-------------------------------|--------------------------------|---------------|-----------------|----------------|-----|
|                     |   |                        |                     |                  | Men.         | Women. | Boys.               | Girls. |                           | Academic.                       | Commercial. | Technical or manual training. | Training courses for teachers. | Agricultural. | Home economics. | Trade courses. |     |
| 1                   | 2                                       | 3                      | 4                   | 5                | 6            | 7      | 8                   | 9      | 10                        | 11                              | 12          | 13                            | 14                             | 15            | 16              | 17             | 18  |
| PENNSYLVANIA—contd. |   |                        |                     |                  |              |        |                     |        |                           |                                 |             |                               |                                |               |                 |                |     |
| Philadelphia, Pa.   | Catholic Girls High School.             | R. C.                  | No.                 | 4                | 1            | 26     | 0                   | 925    | 272                       | 0                               | 403         | 322                           | 0                              | 0             | 0               | 0              | 0   |
| Do.                 | Friends' Central School.                | Friends.               | No.                 | 4                | 10           | 11     | 41                  | 130    | 40                        | 0                               | 211         | 0                             | 0                              | 0             | 0               | 0              | 0   |
| Do.                 | Friends' Select School.                 | Friends.               | No.                 | 4                | 5            | 16     | 47                  | 118    | 14                        | 0                               | 105         | 0                             | 0                              | 0             | 0               | 0              | 0   |
| Do.                 | German town Friends' School.            | Friends.               | No.                 | 4                | 3            | 3      | 39                  | 100    | 19                        | 0                               | 159         | 0                             | 0                              | 0             | 0               | 0              | 0   |
| Do.                 | Girard College.                         | Unsect.                | Yes.                | 4                | 30           | 6      | 394                 | 0      | 73                        | 394                             | 282         | 53                            | 0                              | 0             | 0               | 0              | 59  |
| Do.                 | Roman Catholic High School.             | R. C.                  | No.                 | 4                | 20           | 0      | 54                  | 0      | 65                        | 0                               | 443         | 445                           | 320                            | 0             | 0               | 0              | 0   |
| Do.                 | St. John the Baptist High School.       | R. C.                  | No.                 | 4                | 20           | 0      | 30                  | 79     | 31                        | 0                               | 109         | 109                           | 0                              | 0             | 0               | 0              | 0   |
| Do.                 | West Philadelphia Catholic High School. | R. C.                  | No.                 | 4                | 7            | 0      | 230                 | 0      | 0                         | 0                               | 230         | 0                             | 0                              | 0             | 0               | 0              | 0   |
| Do.                 | William Penn Charter School.            | Friends.               | No.                 | 4                | 15           | 0      | 218                 | 0      | 46                        | 0                               | 218         | 0                             | 0                              | 0             | 0               | 0              | 130 |
| Pittsburgh.         | Pittsburgh Academy.                     | Nonsect.               | No.                 | 4                | 6            | 6      | 22                  | 270    | 870                       | 450                             | 520         | 640                           | 0                              | 290           | 0               | 33             | 49  |
| Do.                 | Sacred Heart High School.               | R. C.                  | No.                 | 4                | 1            | 7      | 43                  | 95     | 6                         | 0                               | 102         | 64                            | 49                             | 12            | 0               | 0              | 0   |
| Do.                 | St. Mary's Commercial High School.      | R. C.                  | No.                 | 2                | 0            | 5      | 5                   | 57     | 29                        | 56                              | 63          | 50                            | 0                              | 0             | 0               | 0              | 0   |
| Do.                 | St. Mary's of the Mount.                | Nonsect.               | No.                 | 4                | 0            | 14     | 0                   | 101    | 43                        | 101                             | 101         | 75                            | 0                              | 0             | 0               | 0              | 0   |
| Do.                 | Winchester School.                      | R. C.                  | No.                 | 4                | 0            | 6      | 37                  | 70     | 43                        | 116                             | 116         | 75                            | 0                              | 0             | 0               | 0              | 0   |
| Pittsboro.          | St. John's High School.                 | R. C.                  | No.                 | 4                | 0            | 6      | 37                  | 70     | 43                        | 116                             | 116         | 75                            | 0                              | 0             | 0               | 0              | 0   |
| Pittsboro.          | The Hill School.                        | Nonsect.               | Yes.                | 4                | 32           | 2      | 40                  | 75     | 10                        | 70                              | 300         | 0                             | 0                              | 0             | 0               | 0              | 0   |
| Pittsboro.          | Schuykill Seminary.                     | Ev. Asso.              | Yes.                | 4                | 7            | 1      | 140                 | 2      | 31                        | 50                              | 152         | 40                            | 0                              | 0             | 0               | 0              | 0   |
| Reading.            | Klammittas Springs School.              | Nonsect.               | Yes.                | 4                | 4            | 10     | 1                   | 140    | 2                         | 31                              | 50          | 152                           | 40                             | 0             | 0               | 0              | 0   |
| Reading.            | St. Thomas College (H. S. Dept.).       | R. C.                  | No.                 | 4                | 11           | 9      | 85                  | 113    | 33                        | 0                               | 184         | 76                            | 0                              | 0             | 0               | 0              | 0   |
| Westtown.           | Westtown School.                        | Friends.               | Yes.                | 4                | 11           | 9      | 85                  | 113    | 33                        | 0                               | 184         | 76                            | 0                              | 0             | 0               | 0              | 0   |
| Westtown.           | Westtown School.                        | R. C.                  | No.                 | 4                | 0            | 11     | 64                  | 77     | 39                        | 0                               | 111         | 40                            | 0                              | 0             | 24              | 30             | 0   |
| Westtown.           | St. Marys High School.                  | R. C.                  | No.                 | 4                | 0            | 11     | 64                  | 77     | 39                        | 0                               | 111         | 40                            | 0                              | 0             | 0               | 0              | 0   |
| RHODE ISLAND.       |   |                        |                     |                  |              |        |                     |        |                           |                                 |             |                               |                                |               |                 |                |     |
| Newport.            | St. George's School.                    | P. E.                  | Yes.                | 4                | 11           | 0      | 110                 | 0      | 18                        | 136                             | 140         | 0                             | 0                              | 0             | 0               | 0              | 0   |
| Providence.         | La Salle Academy.                       | R. C.                  | No.                 | 4                | 18           | 0      | 400                 | 0      | 47                        | 0                               | 340         | 40                            | 0                              | 0             | 0               | 0              | 0   |
| Providence.         | Moses Brown School.                     | Friends.               | Yes.                | 4                | 11           | 4      | 117                 | 24     | 25                        | 0                               | 171         | 0                             | 0                              | 0             | 0               | 0              | 0   |
| Providence.         | St. Francis Xavier Academy.             | R. C.                  | No.                 | 4                | 0            | 9      | 0                   | 184    | 0                         | 0                               | 128         | 36                            | 0                              | 0             | 0               | 0              | 0   |

[illegible]



TABLE 28.—Statistics of private high schools and academies which enroll 100 or more pupils.—Continued.

| Location.       | School.                        | Management or control. | Boarding school. | Years in course. | Instructors. |          | Secondary students. |        | Num. military drill. | Enrollment by courses of study. |               |                                   |                                    |                 |                     |               |     |
|-----------------|--------------------------------|------------------------|------------------|------------------|--------------|----------|---------------------|--------|----------------------|---------------------------------|---------------|-----------------------------------|------------------------------------|-----------------|---------------------|---------------|-----|
|                 |                                |                        |                  |                  | Men.         | Wom. en. | Boys.               | Girls. |                      | Acad. ic.                       | Com- mercial. | Techni- cal or man- ufactur- ing. | Train- ing courses for teach- ers. | Agricul- tural. | Home eco- nom- ics. | Trade course. |     |
| 1               | 2                              | 3                      | 4                | 5                | 6            | 7        | 8                   | 9      | 10                   | 11                              | 12            | 13                                | 14                                 | 15              | 16                  | 17            | 18  |
| UTAH—continued. |                                |                        |                  |                  |              |          |                     |        |                      |                                 |               |                                   |                                    |                 |                     |               |     |
| Albany.         | Brigham Young College.         | L. D. S.               | No.              | 4                | 23           | 0        | 203                 | 305    | 91                   | 0                               | 161           | 119                               | 4                                  | 101             | 9                   | 61            | 195 |
| Albany.         | Wash. Acad.                    | Presb.                 | Yes              | 4                | 3            | 5        | 60                  | 65     | 15                   | 0                               | 72            | 53                                | 24                                 | 0               | 0                   | 38            | 0   |
| Albany.         | Weber Normal College.          | L. D. S.               | No.              | 4                | 14           | 5        | 242                 | 254    | 29                   | 0                               | 392           | 47                                | 81                                 | 16              | 0                   | 254           | 0   |
| Albany.         | Brigham Young University.      | L. D. S.               | No.              | 4                | 24           | 11       | 292                 | 319    | 41                   | 0                               | 415           | 120                               | 0                                  | 0               | 26                  | 38            | 114 |
| Albany.         | Latier Day Salter High School. | L. D. S.               | No.              | 4                | 32           | 20       | 450                 | 961    | 106                  | 0                               | 368           | 614                               | 106                                | 0               | 0                   | 333           | 0   |
| Albany.         | Utah Academy.                  | L. D. S.               | No.              | 4                | 5            | 2        | 80                  | 129    | 16                   | 2                               | 249           | 0                                 | 20                                 | 13              | 24                  | 27            | 0   |
| VERMONT.        |                                |                        |                  |                  |              |          |                     |        |                      |                                 |               |                                   |                                    |                 |                     |               |     |
| Bakersfield.    | Brigham Academy.               | Nonsect.               | Yes              | 4                | 3            | 3        | 52                  | 56     | 23                   | 0                               | 108           | 0                                 | 20                                 | 0               | 0                   | 22            | 0   |
| Barnes.         | Goddard Seminary.              | Universalist.          | Yes              | 4                | 3            | 10       | 128                 | 141    | 70                   | 0                               | 140           | 106                               | 0                                  | 11              | 0                   | 12            | 0   |
| Barnes.         | Lyndon Center.                 | Nonsect.               | Yes              | 4                | 4            | 10       | 76                  | 181    | 49                   | 40                              | 193           | 28                                | 0                                  | 14              | 0                   | 22            | 0   |
| Barnes.         | Lyndon Seminary.               | Nonsect.               | Yes              | 4                | 2            | 4        | 48                  | 48     | 19                   | 0                               | 174           | 42                                | 0                                  | 7               | 0                   | 5             | 0   |
| Barnes.         | Troy Conference Academy.       | M. E.                  | Yes              | 4                | 4            | 0        | 96                  | 84     | 71                   | 0                               | 174           | 42                                | 0                                  | 7               | 0                   | 5             | 0   |
| Barnes.         | St. Johnsbury Academy.         | Nonsect.               | Yes              | 4                | 4            | 11       | 143                 | 170    | 57                   | 0                               | 203           | 60                                | 65                                 | 0               | 0                   | 54            | 0   |
| VIRGINIA.       |                                |                        |                  |                  |              |          |                     |        |                      |                                 |               |                                   |                                    |                 |                     |               |     |
| Alexandria.     | Episcopal High School.         | P. E.                  | Yes              | 4                | 13           | 0        | 160                 | 0      | 6                    | 160                             | 160           | 0                                 | 0                                  | 0               | 0                   | 0             | 0   |
| Alexandria.     | Blackstone-Macon Academy.      | M. E. S.               | Yes              | 4                | 8            | 1        | 217                 | 0      | 50                   | 0                               | 217           | 0                                 | 0                                  | 0               | 0                   | 0             | 0   |
| Alexandria.     | Blackstone Military Academy.   | Nonsect.               | Yes              | 4                | 6            | 1        | 100                 | 0      | 13                   | 100                             | 100           | 25                                | 0                                  | 0               | 0                   | 23            | 0   |
| Alexandria.     | Chatham Episcopal Institute.   | P. E.                  | Yes              | 4                | 1            | 8        | 0                   | 150    | 14                   | 0                               | 121           | 12                                | 0                                  | 0               | 0                   | 0             | 0   |
| Alexandria.     | Randolph-Macon Institute.      | M. E. S.               | Yes              | 4                | 1            | 8        | 0                   | 111    | 9                    | 0                               | 111           | 0                                 | 0                                  | 0               | 0                   | 0             | 0   |
| Alexandria.     | Fork Union Military Academy.   | Bapt.                  | Yes              | 4                | 6            | 1        | 115                 | 0      | 8                    | 115                             | 115           | 0                                 | 0                                  | 0               | 0                   | 0             | 0   |
| Alexandria.     | Augusta Military Academy.      | Nonsect.               | Yes              | 4                | 10           | 0        | 200                 | 0      | 16                   | 200                             | 200           | 0                                 | 0                                  | 0               | 0                   | 0             | 0   |
| Alexandria.     | Randolph-Macon Academy.        | M. E. S.               | Yes              | 4                | 7            | 1        | 146                 | 0      | 22                   | 146                             | 146           | 0                                 | 0                                  | 0               | 0                   | 0             | 200 |
| Alexandria.     | McGuire's University School.   | Nonsect.               | No.              | 4                | 7            | 0        | 231                 | 0      | 41                   | 231                             | 231           | 31                                | 0                                  | 0               | 0                   | 0             | 0   |
| Alexandria.     | Stanton Military Academy.      | Nonsect.               | Yes              | 4                | 6            | 0        | 413                 | 0      | 61                   | 413                             | 382           | 31                                | 0                                  | 0               | 0                   | 0             | 0   |
| Alexandria.     | Stuart Hall.                   | P. E.                  | Yes              | 4                | 0            | 14       | 0                   | 105    | 6                    | 0                               | 105           | 0                                 | 0                                  | 0               | 0                   | 0             | 0   |
| Alexandria.     | Fairbourn Military School.     | Nonsect.               | Yes              | 4                | 8            | 0        | 113                 | 0      | 31                   | 113                             | 113           | 0                                 | 0                                  | 0               | 0                   | 0             | 0   |

PRIVATE HIGH SCHOOLS AND ACADEMIES, 1917-1918.

[illegible]

TABLE 29.—Private secondary schools for the Negro race, 1917-18.

| Location.    | School.                                  | Management or control. | Boarding school. | Years in course. | Instructors. |        | Secondary. | Enrollment by courses of study. |        |            |                           |           |             |                               |                        |               |                 | Value of grounds, buildings, furniture, and scientific apparatus. | Receipts.      |                    |                    |                        |                     |                            |        |
|--------------|--|------------------------|------------------|------------------|--------------|--------|------------|---------------------------------|--------|------------|---------------------------|-----------|-------------|-------------------------------|------------------------|---------------|-----------------|---|----------------|--------------------|--------------------|------------------------|---------------------|----------------------------|--------|
|              |  |                        |                  |                  | Men.         | Women. |            | Boys.                           | Girls. | Graduates. | Number in military drill. | Academic. | Commercial. | Technical or manual training. | Training for teachers. | Agricultural. | Home economics. |   | Trade courses. | From public funds. | From tuition fees. | From productive funds. | From other sources. | Total income for the year. |        |
| 1            | 2  | 3                      | 4                | 5                | 6            | 7      | 8          | 9                               | 10     | 11         | 12                        | 13        | 14          | 15                            | 16                     | 17            | 18              | 19  | 20             | 21                 | 22                 | 23                     | 24                  | 25                         |        |
| ALABAMA.     |  |                        |                  |                  |              |        |            |                                 |        |            |                           |           |             |                               |                        |               |                 |   |                |                    |                    |                        |                     |                            |        |
| Birmingham.  | Miles Memorial College.                  | C. M. E.               | Yes.             | 4                | 5            | 3      | 37         | 67                              | 13     | 0          | 0                         | 0         | 0           | 0                             | 0                      | 0             | 0               | 300   | \$73,850       | 0                  | \$1,107            | 0                      | \$5,826             | \$6,733                    |        |
| Do.          | St. Mark's Academic Industrial School.   | P. E.                  | Yes.             | 3                | 1            | 2      | 0          | 37                              | 9      | 0          | 0                         | 0         | 0           | 0                             | 0                      | 0             | 0               | 600   | 32,000         | 0                  | 1,027              | 0                      | 7,072               | 8,099                      |        |
| Camden.      | Camden Academy.                          | U. Presb.              | Yes.             | 2                | 2            | 1      | 5          | 21                              | 14     | 0          | 0                         | 0         | 0           | 0                             | 0                      | 0             | 0               | 0   | 15,600         | 0                  | 180                | 0                      | 3,500               | 3,680                      |        |
| Centerville. | North Alabama Baptist Academy.           | Bapt.                  | Yes.             | 4                | 1            | 1      | 6          | 15                              | 0      | 0          | 0                         | 0         | 0           | 0                             | 0                      | 0             | 0               | 50  | 10,000         | 0                  | 514                | 0                      | 3,216               | 1,729                      |        |
| Florence.    | Burrell Normal Academy.                  | Cong.                  | No.              | 4                | 1            | 3      | 4          | 14                              | 5      | 0          | 0                         | 0         | 0           | 0                             | 0                      | 0             | 0               | 60  | 14,000         | 0                  | 1,192              | 0                      | 3,500               | 4,692                      |        |
| Lebanon.     | Alabama Christian Institute.             | Christ.                | No.              | 2                | 1            | 0      | 6          | 4                               | 0      | 0          | 0                         | 0         | 0           | 0                             | 0                      | 0             | 0               | 0   | 4,500          | 7,500              | 0                  | 270                    | 0                   | 3,000                      | 3,339  |
| Mobile.      | Emerson Normal and Industrial Institute. | Cong.                  | No.              | 4                | 2            | 0      | 32         | 44                              | 13     | 30         | 70                        | 0         | 0           | 0                             | 0                      | 0             | 0               | 930   | 40,000         | 0                  | 2,647              | 0                      | 4,607               | 7,254                      |        |
| Do.          | Zion Institute.                          | A. M. E.               | No.              | 3                | 0            | 2      | 10         | 18                              | 6      | 0          | 28                        | 0         | 0           | 0                             | 0                      | 0             | 0               | 3   | 000            | 0                  | 800                | 0                      | 400                 | 1,200                      |        |
| Do.          | Zion Academy.                            | R. Presb.              | No.              | 4                | 1            | 2      | 6          | 21                              | 3      | 0          | 27                        | 0         | 0           | 0                             | 0                      | 0             | 0               | 300   | 42,000         | 0                  | 1,304              | \$1,002                | 6,353               | 8,661                      |        |
| Do.          | Salem University.                        | Bapt.                  | Yes.             | 4                | 8            | 1      | 90         | 151                             | 16     | 90         | 4                         | 5         | 10          | 0                             | 0                      | 0             | 0               | 2,000   | 75,500         | 0                  | 983                | 0                      | 17,671              | 18,654                     |        |
| Do.          | Sullivan Institute.                      | Presb.                 | Yes.             | 4                | 3            | 0      | 57         | 0                               | 6      | 0          | 57                        | 0         | 57          | 0                             | 0                      | 0             | 0               | 0   | 0              | 0                  | 392                | 0                      | 10,404              | 10,796                     |        |
| ARKANSAS.    |  |                        |                  |                  |              |        |            |                                 |        |            |                           |           |             |                               |                        |               |                 |   |                |                    |                    |                        |                     |                            |        |
| Arkadelphia. | Arkadelphia Baptist Academy.             | Bapt.                  | Yes.             | 3                | 1            | 2      | 5          | 12                              | 0      | 0          | 17                        | 0         | 0           | 0                             | 0                      | 0             | 0               | 0   | 1,500          | \$4,500            | 670                | 0                      | 0                   | 5,110                      |        |
| Brinkley.    | Brinkley Academy.                        | M. Bapt.               | Yes.             | 4                | 0            | 2      | 5          | 16                              | 4      | 5          | 21                        | 0         | 0           | 16                            | 0                      | 12            | 19              | 115   | 27,000         | 0                  | 800                | 0                      | 3,500               | 4,300                      |        |
| Do.          | Southeast Baptist Industrial Academy.    | M. Bapt.               | Yes.             | 4                | 2            | 1      | 12         | 11                              | 3      | 0          | 5                         | 3         | 0           | 0                             | 10                     | 12            | 2               | 288   | 12,500         | 100                | 2,088              | 600                    | 0                   | 2,788                      |        |
| Do.          | Arkansas Baptist College.                | M. Bapt.               | Yes.             | 4                | 3            | 2      | 11         | 12                              | 43     | 45         | 212                       | 5         | 0           | 0                             | 0                      | 0             | 0               | 1,000   | 57,500         | 0                  | 2,500              | 0                      | 8,000               | 10,500                     |        |
| Do.          | Waller's Institute.                      | A. M. E.               | Yes.             | 4                | 4            | 0      | 8          | 1                               | 1      | 16         | 0                         | 0         | 0           | 0                             | 0                      | 0             | 0               | 1,674   | 21,700         | 400                | 600                | 0                      | 41,431              | 12,510                     |        |
| Do.          | Wynne Normal and Industrial Institute.   | M. Bapt.               | Yes.             | 3                | 1            | 1      | 1          | 9                               | 4      | 0          | 10                        | 0         | 0           | 0                             | 0                      | 0             | 0               | 25  | 5,150          | 0                  | 400                | 50                     | 1,580               | 2,030                      |        |
| MISSISSIPPI. | National Training School.                | Bapt.                  | Yes.             | 4                | 0            | 3      | 0          | 25                              | 0      | 0          | 25                        | 13        | 0           | 0                             | 0                      | 0             | 0               | 3   | 5,000          | 67,300             | 0                  | 3,000                  | 470                 | 15,619                     | 19,089 |

PRIVATE HIGH SCHOOLS AND ACADEMIES, 1917-1918.

77

|  |  | Yes | No | 1 | 2 | 3 | 4 | 5 | 6 | 7 | 8 | 9 | 10 | 11 | 12 | 13 | 14 | 15 | 16 | 17 | 18 | 19 | 20 | 21 | 22 | 23 | 24 | 25 | 26 | 27 | 28 | 29 | 30 | 31 | 32 | 33 | 34 | 35 | 36 | 37 | 38 | 39 | 40 | 41 | 42 | 43 | 44 | 45 | 46 | 47 | 48 | 49 | 50 | 51 | 52 | 53 | 54 | 55 | 56 | 57 | 58 | 59 | 60 | 61 | 62 | 63 | 64 | 65 | 66 | 67 | 68 | 69 | 70 | 71 | 72 | 73 | 74 | 75 | 76 | 77 | 78 | 79 | 80 | 81 | 82 | 83 | 84 | 85 | 86 | 87 | 88 | 89 | 90 | 91 | 92 | 93 | 94 | 95 | 96 | 97 | 98 | 99 | 100 | 101 | 102 | 103 | 104 | 105 | 106 | 107 | 108 | 109 | 110 | 111 | 112 | 113 | 114 | 115 | 116 | 117 | 118 | 119 | 120 | 121 | 122 | 123 | 124 | 125 | 126 | 127 | 128 | 129 | 130 | 131 | 132 | 133 | 134 | 135 | 136 | 137 | 138 | 139 | 140 | 141 | 142 | 143 | 144 | 145 | 146 | 147 | 148 | 149 | 150 | 151 | 152 | 153 | 154 | 155 | 156 | 157 | 158 | 159 | 160 | 161 | 162 | 163 | 164 | 165 | 166 | 167 | 168 | 169 | 170 | 171 | 172 | 173 | 174 | 175 | 176 | 177 | 178 | 179 | 180 | 181 | 182 | 183 | 184 | 185 | 186 | 187 | 188 | 189 | 190 | 191 | 192 | 193 | 194 | 195 | 196 | 197 | 198 | 199 | 200 | 201 | 202 | 203 | 204 | 205 | 206 | 207 | 208 | 209 | 210 | 211 | 212 | 213 | 214 | 215 | 216 | 217 | 218 | 219 | 220 | 221 | 222 | 223 | 224 | 225 | 226 | 227 | 228 | 229 | 230 | 231 | 232 | 233 | 234 | 235 | 236 | 237 | 238 | 239 | 240 | 241 | 242 | 243 | 244 | 245 | 246 | 247 | 248 | 249 | 250 | 251 | 252 | 253 | 254 | 255 | 256 | 257 | 258 | 259 | 260 | 261 | 262 | 263 | 264 | 265 | 266 | 267 | 268 | 269 | 270 | 271 | 272 | 273 | 274 | 275 | 276 | 277 | 278 | 279 | 280 | 281 | 282 | 283 | 284 | 285 | 286 | 287 | 288 | 289 | 290 | 291 | 292 | 293 | 294 | 295 | 296 | 297 | 298 | 299 | 300 | 301 | 302 | 303 | 304 | 305 | 306 | 307 | 308 | 309 | 310 | 311 | 312 | 313 | 314 | 315 | 316 | 317 | 318 | 319 | 320 | 321 | 322 | 323 | 324 | 325 | 326 | 327 | 328 | 329 | 330 | 331 | 332 | 333 | 334 | 335 | 336 | 337 | 338 | 339 | 340 | 341 | 342 | 343 | 344 | 345 | 346 | 347 | 348 | 349 | 350 | 351 | 352 | 353 | 354 | 355 | 356 | 357 | 358 | 359 | 360 | 361 | 362 | 363 | 364 | 365 | 366 | 367 | 368 | 369 | 370 | 371 | 372 | 373 | 374 | 375 | 376 | 377 | 378 | 379 | 380 | 381 | 382 | 383 | 384 | 385 | 386 | 387 | 388 | 389 | 390 | 391 | 392 | 393 | 394 | 395 | 396 | 397 | 398 | 399 | 400 | 401 | 402 | 403 | 404 | 405 | 406 | 407 | 408 | 409 | 410 | 411 | 412 | 413 | 414 | 415 | 416 | 417 | 418 | 419 | 420 | 421 | 422 | 423 | 424 | 425 | 426 | 427 | 428 | 429 | 430 | 431 | 432 | 433 | 434 | 435 | 436 | 437 | 438 | 439 | 440 | 441 | 442 | 443 | 444 | 445 | 446 | 447 | 448 | 449 | 450 | 451 | 452 | 453 | 454 | 455 | 456 | 457 | 458 | 459 | 460 | 461 | 462 | 463 | 464 | 465 | 466 | 467 | 468 | 469 | 470 | 471 | 472 | 473 | 474 | 475 | 476 | 477 | 478 | 479 | 480 | 481 | 482 | 483 | 484 | 485 | 486 | 487 | 488 | 489 | 490 | 491 | 492 | 493 | 494 | 495 | 496 | 497 | 498 | 499 | 500 | 501 | 502 | 503 | 504 | 505 | 506 | 507 | 508 | 509 | 510 | 511 | 512 | 513 | 514 | 515 | 516 | 517 | 518 | 519 | 520 | 521 | 522 | 523 | 524 | 525 | 526 | 527 | 528 | 529 | 530 | 531 | 532 | 533 | 534 | 535 | 536 | 537 | 538 | 539 | 540 | 541 | 542 | 543 | 544 | 545 | 546 | 547 | 548 | 549 | 550 | 551 | 552 | 553 | 554 | 555 | 556 | 557 | 558 | 559 | 560 | 561 | 562 | 563 | 564 | 565 | 566 | 567 | 568 | 569 | 570 | 571 | 572 | 573 | 574 | 575 | 576 | 577 | 578 | 579 | 580 | 581 | 582 | 583 | 584 | 585 | 586 | 587 | 588 | 589 | 590 | 591 | 592 | 593 | 594 | 595 | 596 | 597 | 598 | 599 | 600 | 601 | 602 | 603 | 604 | 605 | 606 | 607 | 608 | 609 | 610 | 611 | 612 | 613 | 614 | 615 | 616 | 617 | 618 | 619 | 620 | 621 | 622 | 623 | 624 | 625 | 626 | 627 | 628 | 629 | 630 | 631 | 632 | 633 | 634 | 635 | 636 | 637 | 638 | 639 | 640 | 641 | 642 | 643 | 644 | 645 | 646 | 647 | 648 | 649 | 650 | 651 | 652 | 653 | 654 | 655 | 656 | 657 | 658 | 659 | 660 | 661 | 662 | 663 | 664 | 665 | 666 | 667 | 668 | 669 | 670 | 671 | 672 | 673 | 674 | 675 | 676 | 677 | 678 | 679 | 680 | 681 | 682 | 683 | 684 | 685 | 686 | 687 | 688 | 689 | 690 | 691 | 692 | 693 | 694 | 695 | 696 | 697 | 698 | 699 | 700 | 701 | 702 | 703 | 704 | 705 | 706 | 707 | 708 | 709 | 710 | 711 | 712 | 713 | 714 | 715 | 716 | 717 | 718 | 719 | 720 | 721 | 722 | 723 | 724 | 725 | 726 | 727 | 728 | 729 | 730 | 731 | 732 | 733 | 734 | 735 | 736 | 737 | 738 | 739 | 740 | 741 | 742 | 743 | 744 | 745 | 746 | 747 | 748 | 749 | 750 | 751 | 752 | 753 | 754 | 755 | 756 | 757 | 758 | 759 | 760 | 761 | 762 | 763 | 764 | 765 | 766 | 767 | 768 | 769 | 770 | 771 | 772 | 773 | 774 | 775 | 776 | 777 | 778 | 779 | 780 | 781 | 782 | 783 | 784 | 785 | 786 | 787 | 788 | 789 | 790 | 791 | 792 | 793 | 794 | 795 | 796 | 797 | 798 | 799 | 800 | 801 | 802 | 803 | 804 | 805 | 806 | 807 | 808 | 809 | 810 | 811 | 812 | 813 | 814 | 815 | 816 | 817 | 818 | 819 | 820 | 821 | 822 | 823 | 824 | 825 | 826 | 827 | 828 | 829 | 830 | 831 | 832 | 833 | 834 | 835 | 836 | 837 | 838 | 839 | 840 | 841 | 842 | 843 | 844 | 845 | 846 | 847 | 848 | 849 | 850 | 851 | 852 | 853 | 854 | 855 | 856 | 857 | 858 | 859 | 860 | 861 | 862 | 863 | 864 | 865 | 866 | 867 | 868 | 869 | 870 | 871 | 872 | 873 | 874 | 875 | 876 | 877 | 878 | 879 | 880 | 881 | 882 | 883 | 884 | 885 | 886 | 887 | 888 | 889 | 890 | 891 | 892 | 893 | 894 | 895 | 896 | 897 | 898 | 899 | 900 | 901 | 902 | 903 | 904 | 905 | 906 | 907 | 908 | 909 | 910 | 911 | 912 | 913 | 914 | 915 | 916 | 917 | 918 | 919 | 920 | 921 | 922 | 923 | 924 | 925 | 926 | 927 | 928 | 929 | 930 | 931 | 932 | 933 | 934 | 935 | 936 | 937 | 938 | 939 | 940 | 941 | 942 | 943 | 944 | 945 | 946 | 947 | 948 | 949 | 950 | 951 | 952 | 953 | 954 | 955 | 956 | 957 | 958 | 959 | 960 | 961 | 962 | 963 | 964 | 965 | 966 | 967 | 968 | 969 | 970 | 971 | 972 | 973 | 974 | 975 | 976 | 977 | 978 | 979 | 980 | 981 | 982 | 983 | 984 | 985 | 986 | 987 | 988 | 989 | 990 | 991 | 992 | 993 | 994 | 995 | 996 | 997 | 998 | 999 | 1000 | 1001 | 1002 | 1003 | 1004 | 1005 | 1006 | 1007 | 1008 | 1009 | 1010 | 1011 | 1012 | 1013 | 1014 | 1015 | 1016 | 1017 | 1018 | 1019 | 1020 | 1021 | 1022 | 1023 | 1024 | 1025 | 1026 | 1027 | 1028 | 1029 | 1030 | 1031 | 1032 | 1033 | 1034 | 1035 | 1036 | 1037 | 1038 | 1039 | 1040 | 1041 | 1042 | 1043 | 1044 | 1045 | 1046 | 1047 | 1048 | 1049 | 1050 | 1051 | 1052 | 1053 | 1054 | 1055 | 1056 | 1057 | 1058 | 1059 | 1060 | 1061 | 1062 | 1063 | 1064 | 1065 | 1066 | 1067 | 1068 | 1069 | 1070 | 1071 | 1072 | 1073 | 1074 | 1075 | 1076 | 1077 | 1078 | 1079 | 1080 | 1081 | 1082 | 1083 | 1084 | 1085 | 1086 | 1087 | 1088 | 1089 | 1090 | 1091 | 1092 | 1093 | 1094 | 1095 | 1096 | 1097 | 1098 | 1099 | 1100 | 1101 | 1102 | 1103 | 1104 | 1105 | 1106 | 1107 | 1108 | 1109 | 1110 | 1111 | 1112 | 1113 | 1114 | 1115 | 1116 | 1117 | 1118 | 1119 | 1120 | 1121 | 1122 | 1123 | 1124 | 1125 | 1126 | 1127 | 1128 | 1129 | 1130 | 1131 | 1132 | 1133 | 1134 | 1135 | 1136 | 1137 | 1138 | 1139 | 1140 | 1141 | 1142 | 1143 | 1144 | 1145 | 1146 | 1147 | 1148 | 1149 | 1150 | 1151 | 1152 | 1153 | 1154 | 1155 | 1156 | 1157 | 1158 | 1159 | 1160 | 1161 | 1162 | 1163 | 1164 | 1165 | 1166 | 1167 | 1168 | 1169 | 1170 | 1171 | 1172 | 1173 | 1174 | 1175 | 1176 | 1177 | 1178 | 1179 | 1180 | 1181 | 1182 | 1183 | 1184 | 1185 | 1186 | 1187 | 1188 | 1189 | 1190 | 1191 | 1192 | 1193 | 1194 | 1195 | 1196 | 1197 | 1198 | 1199 | 1200 | 1201 | 1202 | 1203 | 1204 | 1205 | 1206 | 1207 | 1208 | 1209 | 1210 | 1211 | 1212 | 1213 | 1214 | 1215 | 1216 | 1217 | 1218 | 1219 | 1220 | 1221 | 1222 | 1223 | 1224 | 1225 | 1226 | 1227 | 1228 | 1229 | 1230 | 1231 | 1232 | 1233 | 1234 | 1235 | 1236 | 1237 | 1238 | 1239 | 1240 | 1241 | 1242 | 1243 | 1244 | 1245 | 1246 | 1247 | 1248 | 1249 | 1250 | 1251 | 1252 | 1253 | 1254 | 1255 | 1256 | 1257 | 1258 | 1259 | 1260 | 1261 | 1262 | 1263 | 1264 | 1265 | 1266 | 1267 | 1268 | 1269 | 1270 | 1271 | 1272 | 1273 | 1274 | 1275 | 1276 | 1277 | 1278 | 1279 | 1280 | 1281 | 1282 | 1283 | 1284 | 1285 | 1286 | 1287 | 1288 | 1289 | 1290 | 1291 | 1292 | 1293 | 1294 | 1295 | 1296 | 1297 | 1298 | 1299 | 1300 | 1301 | 1302 | 1303 | 1304 | 1305 | 1306 | 1307 | 1308 | 1309 | 1310 | 1311 | 1312 | 1313 | 1314 | 1315 | 1316 | 1317 | 1318 | 1319 | 1320 | 1321 | 1322 | 1323 | 1324 | 1325 | 1326 | 1327 | 1328 | 1329 | 1330 | 1331 | 1332 | 1333 | 1334 | 1335 | 1336 | 1337 | 1338 | 1339 | 1340 | 1341 | 1342 | 1343 | 1344 | 1345 | 1346 | 1347 | 1348 | 1349 | 1350 | 1351 | 1352 | 1353 | 1354 | 1355 | 1356 | 1357 | 1358 | 1359 | 1360 | 1361 | 1362 | 1363 | 1364 | 1365 | 1366 | 1367 | 1368 | 1369 | 1370 | 1371 | 1372 | 1373 | 1374 | 1375 | 1376 | 1377 | 1378 | 1379 | 1380 | 1381 | 1382 | 1383 | 1384 | 1385 | 1386 | 1387 | 1388 | 1389 | 1390 | 1391 | 1392 | 1393 | 1394 | 1395 | 1396 | 1397 | 1398 | 1399 | 1400 | 1401 | 1402 | 1403 | 1404 | 1405 | 1406 | 1407 | 1408 | 1409 | 1410 | 1411 | 1412 | 1413 | 1414 | 1415 | 1416 | 1417 | 1418 | 1419 | 1420 | 1421 | 1422 | 1423 | 1424 | 1425 | 1426 | 1427 | 1428 | 1429 | 1430 | 1431 | 1432 | 1433 | 1434 | 1435 | 1436 | 1437 | 1438 | 1439 | 1440 | 1441 | 1442 | 1443 | 1444 | 1445 | 1446 | 1447 | 1448 | 1449 | 1450 | 1451 | 1452 | 1453 | 1454 | 1455 | 1456 | 1457 | 1458 | 1459 | 1460 | 1461 | 1462 | 1463 | 1464 | 1465 | 1466 | 1467 | 1468 | 1469 | 1470 | 1471 | 1472 | 1473 | 1474 | 1475 | 1476 | 1477 | 1478 | 1479 | 1480 | 1481 |
|--|--|-----|----|---|---|---|---|---|---|---|---|---|----|----|----|----|----|----|----|----|----|----|----|----|----|----|----|----|----|----|----|----|----|----|----|----|----|----|----|----|----|----|----|----|----|----|----|----|----|----|----|----|----|----|----|----|----|----|----|----|----|----|----|----|----|----|----|----|----|----|----|----|----|----|----|----|----|----|----|----|----|----|----|----|----|----|----|----|----|----|----|----|----|----|----|----|----|----|----|----|----|----|-----|-----|-----|-----|-----|-----|-----|-----|-----|-----|-----|-----|-----|-----|-----|-----|-----|-----|-----|-----|-----|-----|-----|-----|-----|-----|-----|-----|-----|-----|-----|-----|-----|-----|-----|-----|-----|-----|-----|-----|-----|-----|-----|-----|-----|-----|-----|-----|-----|-----|-----|-----|-----|-----|-----|-----|-----|-----|-----|-----|-----|-----|-----|-----|-----|-----|-----|-----|-----|-----|-----|-----|-----|-----|-----|-----|-----|-----|-----|-----|-----|-----|-----|-----|-----|-----|-----|-----|-----|-----|-----|-----|-----|-----|-----|-----|-----|-----|-----|-----|-----|-----|-----|-----|-----|-----|-----|-----|-----|-----|-----|-----|-----|-----|-----|-----|-----|-----|-----|-----|-----|-----|-----|-----|-----|-----|-----|-----|-----|-----|-----|-----|-----|-----|-----|-----|-----|-----|-----|-----|-----|-----|-----|-----|-----|-----|-----|-----|-----|-----|-----|-----|-----|-----|-----|-----|-----|-----|-----|-----|-----|-----|-----|-----|-----|-----|-----|-----|-----|-----|-----|-----|-----|-----|-----|-----|-----|-----|-----|-----|-----|-----|-----|-----|-----|-----|-----|-----|-----|-----|-----|-----|-----|-----|-----|-----|-----|-----|-----|-----|-----|-----|-----|-----|-----|-----|-----|-----|-----|-----|-----|-----|-----|-----|-----|-----|-----|-----|-----|-----|-----|-----|-----|-----|-----|-----|-----|-----|-----|-----|-----|-----|-----|-----|-----|-----|-----|-----|-----|-----|-----|-----|-----|-----|-----|-----|-----|-----|-----|-----|-----|-----|-----|-----|-----|-----|-----|-----|-----|-----|-----|-----|-----|-----|-----|-----|-----|-----|-----|-----|-----|-----|-----|-----|-----|-----|-----|-----|-----|-----|-----|-----|-----|-----|-----|-----|-----|-----|-----|-----|-----|-----|-----|-----|-----|-----|-----|-----|-----|-----|-----|-----|-----|-----|-----|-----|-----|-----|-----|-----|-----|-----|-----|-----|-----|-----|-----|-----|-----|-----|-----|-----|-----|-----|-----|-----|-----|-----|-----|-----|-----|-----|-----|-----|-----|-----|-----|-----|-----|-----|-----|-----|-----|-----|-----|-----|-----|-----|-----|-----|-----|-----|-----|-----|-----|-----|-----|-----|-----|-----|-----|-----|-----|-----|-----|-----|-----|-----|-----|-----|-----|-----|-----|-----|-----|-----|-----|-----|-----|-----|-----|-----|-----|-----|-----|-----|-----|-----|-----|-----|-----|-----|-----|-----|-----|-----|-----|-----|-----|-----|-----|-----|-----|-----|-----|-----|-----|-----|-----|-----|-----|-----|-----|-----|-----|-----|-----|-----|-----|-----|-----|-----|-----|-----|-----|-----|-----|-----|-----|-----|-----|-----|-----|-----|-----|-----|-----|-----|-----|-----|-----|-----|-----|-----|-----|-----|-----|-----|-----|-----|-----|-----|-----|-----|-----|-----|-----|-----|-----|-----|-----|-----|-----|-----|-----|-----|-----|-----|-----|-----|-----|-----|-----|-----|-----|-----|-----|-----|-----|-----|-----|-----|-----|-----|-----|-----|-----|-----|-----|-----|-----|-----|-----|-----|-----|-----|-----|-----|-----|-----|-----|-----|-----|-----|-----|-----|-----|-----|-----|-----|-----|-----|-----|-----|-----|-----|-----|-----|-----|-----|-----|-----|-----|-----|-----|-----|-----|-----|-----|-----|-----|-----|-----|-----|-----|-----|-----|-----|-----|-----|-----|-----|-----|-----|-----|-----|-----|-----|-----|-----|-----|-----|-----|-----|-----|-----|-----|-----|-----|-----|-----|-----|-----|-----|-----|-----|-----|-----|-----|-----|-----|-----|-----|-----|-----|-----|-----|-----|-----|-----|-----|-----|-----|-----|-----|-----|-----|-----|-----|-----|-----|-----|-----|-----|-----|-----|-----|-----|-----|-----|-----|-----|-----|-----|-----|-----|-----|-----|-----|-----|-----|-----|-----|-----|-----|-----|-----|-----|-----|-----|-----|-----|-----|-----|-----|-----|-----|-----|-----|-----|-----|-----|-----|-----|-----|-----|-----|-----|-----|-----|-----|-----|-----|-----|-----|-----|-----|-----|-----|-----|-----|-----|-----|-----|-----|-----|-----|-----|-----|-----|-----|-----|-----|-----|-----|-----|-----|-----|-----|-----|-----|-----|-----|-----|-----|-----|-----|-----|-----|-----|-----|-----|-----|-----|-----|-----|-----|-----|-----|-----|-----|-----|-----|-----|-----|-----|-----|-----|-----|-----|-----|-----|-----|-----|-----|-----|-----|-----|-----|-----|-----|-----|-----|-----|-----|-----|-----|-----|-----|-----|-----|-----|-----|-----|-----|-----|-----|-----|-----|-----|-----|-----|-----|-----|-----|-----|-----|-----|-----|-----|-----|-----|-----|-----|-----|-----|-----|-----|-----|-----|-----|-----|-----|-----|-----|-----|-----|-----|-----|-----|-----|-----|-----|-----|-----|-----|-----|-----|-----|-----|-----|-----|-----|-----|-----|-----|-----|-----|-----|-----|-----|-----|-----|-----|-----|-----|-----|-----|-----|-----|-----|-----|-----|-----|-----|-----|-----|-----|-----|-----|-----|-----|-----|-----|-----|-----|-----|-----|-----|-----|-----|-----|-----|-----|-----|-----|-----|-----|-----|-----|-----|-----|-----|-----|-----|-----|-----|-----|-----|-----|-----|-----|-----|-----|-----|-----|-----|-----|-----|-----|-----|-----|-----|-----|-----|-----|-----|-----|-----|-----|-----|-----|-----|-----|-----|-----|-----|-----|-----|-----|-----|-----|-----|-----|-----|-----|-----|-----|-----|-----|-----|-----|-----|-----|-----|-----|-----|-----|-----|-----|-----|-----|-----|-----|-----|-----|-----|-----|-----|-----|-----|-----|-----|-----|-----|-----|-----|-----|-----|-----|------|------|------|------|------|------|------|------|------|------|------|------|------|------|------|------|------|------|------|------|------|------|------|------|------|------|------|------|------|------|------|------|------|------|------|------|------|------|------|------|------|------|------|------|------|------|------|------|------|------|------|------|------|------|------|------|------|------|------|------|------|------|------|------|------|------|------|------|------|------|------|------|------|------|------|------|------|------|------|------|------|------|------|------|------|------|------|------|------|------|------|------|------|------|------|------|------|------|------|------|------|------|------|------|------|------|------|------|------|------|------|------|------|------|------|------|------|------|------|------|------|------|------|------|------|------|------|------|------|------|------|------|------|------|------|------|------|------|------|------|------|------|------|------|------|------|------|------|------|------|------|------|------|------|------|------|------|------|------|------|------|------|------|------|------|------|------|------|------|------|------|------|------|------|------|------|------|------|------|------|------|------|------|------|------|------|------|------|------|------|------|------|------|------|------|------|------|------|------|------|------|------|------|------|------|------|------|------|------|------|------|------|------|------|------|------|------|------|------|------|------|------|------|------|------|------|------|------|------|------|------|------|------|------|------|------|------|------|------|------|------|------|------|------|------|------|------|------|------|------|------|------|------|------|------|------|------|------|------|------|------|------|------|------|------|------|------|------|------|------|------|------|------|------|------|------|------|------|------|------|------|------|------|------|------|------|------|------|------|------|------|------|------|------|------|------|------|------|------|------|------|------|------|------|------|------|------|------|------|------|------|------|------|------|------|------|------|------|------|------|------|------|------|------|------|------|------|------|------|------|------|------|------|------|------|------|------|------|------|------|------|------|------|------|------|------|------|------|------|------|------|------|------|------|------|------|------|------|------|------|------|------|------|------|------|------|------|------|------|------|------|------|------|------|------|------|------|------|------|------|------|------|------|------|------|------|------|------|------|------|------|------|------|------|------|------|------|------|------|------|------|------|------|------|------|------|------|------|------|------|------|------|------|------|------|------|------|------|------|------|------|------|------|------|------|------|------|------|------|------|------|------|------|------|------|------|------|------|------|------|------|------|------|------|------|------|------|------|------|------|------|------|------|------|------|------|------|------|------|------|------|------|------|------|------|------|------|------|------|------|------|------|------|------|------|------|------|------|------|------|------|------|
|--|--|-----|----|---|---|---|---|---|---|---|---|---|----|----|----|----|----|----|----|----|----|----|----|----|----|----|----|----|----|----|----|----|----|----|----|----|----|----|----|----|----|----|----|----|----|----|----|----|----|----|----|----|----|----|----|----|----|----|----|----|----|----|----|----|----|----|----|----|----|----|----|----|----|----|----|----|----|----|----|----|----|----|----|----|----|----|----|----|----|----|----|----|----|----|----|----|----|----|----|----|----|----|-----|-----|-----|-----|-----|-----|-----|-----|-----|-----|-----|-----|-----|-----|-----|-----|-----|-----|-----|-----|-----|-----|-----|-----|-----|-----|-----|-----|-----|-----|-----|-----|-----|-----|-----|-----|-----|-----|-----|-----|-----|-----|-----|-----|-----|-----|-----|-----|-----|-----|-----|-----|-----|-----|-----|-----|-----|-----|-----|-----|-----|-----|-----|-----|-----|-----|-----|-----|-----|-----|-----|-----|-----|-----|-----|-----|-----|-----|-----|-----|-----|-----|-----|-----|-----|-----|-----|-----|-----|-----|-----|-----|-----|-----|-----|-----|-----|-----|-----|-----|-----|-----|-----|-----|-----|-----|-----|-----|-----|-----|-----|-----|-----|-----|-----|-----|-----|-----|-----|-----|-----|-----|-----|-----|-----|-----|-----|-----|-----|-----|-----|-----|-----|-----|-----|-----|-----|-----|-----|-----|-----|-----|-----|-----|-----|-----|-----|-----|-----|-----|-----|-----|-----|-----|-----|-----|-----|-----|-----|-----|-----|-----|-----|-----|-----|-----|-----|-----|-----|-----|-----|-----|-----|-----|-----|-----|-----|-----|-----|-----|-----|-----|-----|-----|-----|-----|-----|-----|-----|-----|-----|-----|-----|-----|-----|-----|-----|-----|-----|-----|-----|-----|-----|-----|-----|-----|-----|-----|-----|-----|-----|-----|-----|-----|-----|-----|-----|-----|-----|-----|-----|-----|-----|-----|-----|-----|-----|-----|-----|-----|-----|-----|-----|-----|-----|-----|-----|-----|-----|-----|-----|-----|-----|-----|-----|-----|-----|-----|-----|-----|-----|-----|-----|-----|-----|-----|-----|-----|-----|-----|-----|-----|-----|-----|-----|-----|-----|-----|-----|-----|-----|-----|-----|-----|-----|-----|-----|-----|-----|-----|-----|-----|-----|-----|-----|-----|-----|-----|-----|-----|-----|-----|-----|-----|-----|-----|-----|-----|-----|-----|-----|-----|-----|-----|-----|-----|-----|-----|-----|-----|-----|-----|-----|-----|-----|-----|-----|-----|-----|-----|-----|-----|-----|-----|-----|-----|-----|-----|-----|-----|-----|-----|-----|-----|-----|-----|-----|-----|-----|-----|-----|-----|-----|-----|-----|-----|-----|-----|-----|-----|-----|-----|-----|-----|-----|-----|-----|-----|-----|-----|-----|-----|-----|-----|-----|-----|-----|-----|-----|-----|-----|-----|-----|-----|-----|-----|-----|-----|-----|-----|-----|-----|-----|-----|-----|-----|-----|-----|-----|-----|-----|-----|-----|-----|-----|-----|-----|-----|-----|-----|-----|-----|-----|-----|-----|-----|-----|-----|-----|-----|-----|-----|-----|-----|-----|-----|-----|-----|-----|-----|-----|-----|-----|-----|-----|-----|-----|-----|-----|-----|-----|-----|-----|-----|-----|-----|-----|-----|-----|-----|-----|-----|-----|-----|-----|-----|-----|-----|-----|-----|-----|-----|-----|-----|-----|-----|-----|-----|-----|-----|-----|-----|-----|-----|-----|-----|-----|-----|-----|-----|-----|-----|-----|-----|-----|-----|-----|-----|-----|-----|-----|-----|-----|-----|-----|-----|-----|-----|-----|-----|-----|-----|-----|-----|-----|-----|-----|-----|-----|-----|-----|-----|-----|-----|-----|-----|-----|-----|-----|-----|-----|-----|-----|-----|-----|-----|-----|-----|-----|-----|-----|-----|-----|-----|-----|-----|-----|-----|-----|-----|-----|-----|-----|-----|-----|-----|-----|-----|-----|-----|-----|-----|-----|-----|-----|-----|-----|-----|-----|-----|-----|-----|-----|-----|-----|-----|-----|-----|-----|-----|-----|-----|-----|-----|-----|-----|-----|-----|-----|-----|-----|-----|-----|-----|-----|-----|-----|-----|-----|-----|-----|-----|-----|-----|-----|-----|-----|-----|-----|-----|-----|-----|-----|-----|-----|-----|-----|-----|-----|-----|-----|-----|-----|-----|-----|-----|-----|-----|-----|-----|-----|-----|-----|-----|-----|-----|-----|-----|-----|-----|-----|-----|-----|-----|-----|-----|-----|-----|-----|-----|-----|-----|-----|-----|-----|-----|-----|-----|-----|-----|-----|-----|-----|-----|-----|-----|-----|-----|-----|-----|-----|-----|-----|-----|-----|-----|-----|-----|-----|-----|-----|-----|-----|-----|-----|-----|-----|-----|-----|-----|-----|-----|-----|-----|-----|-----|-----|-----|-----|-----|-----|-----|-----|-----|-----|-----|-----|-----|-----|-----|-----|-----|-----|-----|-----|-----|-----|-----|-----|-----|-----|-----|-----|-----|-----|-----|-----|-----|-----|-----|-----|-----|-----|-----|-----|-----|-----|-----|-----|-----|-----|-----|-----|-----|-----|-----|-----|-----|-----|-----|-----|-----|-----|-----|-----|-----|-----|-----|-----|-----|-----|-----|-----|-----|-----|-----|-----|-----|-----|-----|-----|-----|-----|-----|-----|-----|-----|-----|-----|-----|-----|-----|-----|-----|-----|-----|-----|-----|-----|-----|-----|-----|-----|-----|-----|-----|-----|-----|-----|-----|-----|-----|-----|-----|-----|-----|-----|-----|-----|-----|-----|-----|-----|-----|-----|-----|-----|-----|-----|-----|-----|-----|-----|-----|-----|-----|-----|-----|-----|-----|-----|-----|-----|-----|-----|-----|-----|-----|-----|-----|-----|-----|-----|-----|-----|-----|-----|-----|-----|-----|-----|-----|-----|-----|-----|-----|-----|-----|-----|-----|-----|-----|-----|-----|-----|-----|-----|-----|-----|-----|-----|-----|-----|-----|-----|-----|-----|-----|-----|-----|-----|-----|-----|-----|-----|-----|-----|-----|-----|-----|-----|-----|-----|-----|-----|-----|-----|-----|-----|-----|-----|-----|-----|-----|-----|-----|-----|-----|-----|-----|-----|-----|-----|-----|-----|-----|-----|-----|-----|-----|------|------|------|------|------|------|------|------|------|------|------|------|------|------|------|------|------|------|------|------|------|------|------|------|------|------|------|------|------|------|------|------|------|------|------|------|------|------|------|------|------|------|------|------|------|------|------|------|------|------|------|------|------|------|------|------|------|------|------|------|------|------|------|------|------|------|------|------|------|------|------|------|------|------|------|------|------|------|------|------|------|------|------|------|------|------|------|------|------|------|------|------|------|------|------|------|------|------|------|------|------|------|------|------|------|------|------|------|------|------|------|------|------|------|------|------|------|------|------|------|------|------|------|------|------|------|------|------|------|------|------|------|------|------|------|------|------|------|------|------|------|------|------|------|------|------|------|------|------|------|------|------|------|------|------|------|------|------|------|------|------|------|------|------|------|------|------|------|------|------|------|------|------|------|------|------|------|------|------|------|------|------|------|------|------|------|------|------|------|------|------|------|------|------|------|------|------|------|------|------|------|------|------|------|------|------|------|------|------|------|------|------|------|------|------|------|------|------|------|------|------|------|------|------|------|------|------|------|------|------|------|------|------|------|------|------|------|------|------|------|------|------|------|------|------|------|------|------|------|------|------|------|------|------|------|------|------|------|------|------|------|------|------|------|------|------|------|------|------|------|------|------|------|------|------|------|------|------|------|------|------|------|------|------|------|------|------|------|------|------|------|------|------|------|------|------|------|------|------|------|------|------|------|------|------|------|------|------|------|------|------|------|------|------|------|------|------|------|------|------|------|------|------|------|------|------|------|------|------|------|------|------|------|------|------|------|------|------|------|------|------|------|------|------|------|------|------|------|------|------|------|------|------|------|------|------|------|------|------|------|------|------|------|------|------|------|------|------|------|------|------|------|------|------|------|------|------|------|------|------|------|------|------|------|------|------|------|------|------|------|------|------|------|------|------|------|------|------|------|------|------|------|------|------|------|------|------|------|------|------|------|------|------|------|------|------|------|------|------|------|------|------|------|------|------|------|------|------|------|------|------|------|------|------|------|------|------|------|------|------|------|------|------|------|------|------|------|------|------|------|------|------|------|------|------|------|------|------|------|------|------|------|------|------|------|------|------|------|------|------|------|------|------|------|------|------|------|------|------|------|------|------|



TABLE 29.—Private secondary schools for the Negro race, 1917-18—Continued.

| Location.           | School.                                     | Management or control. | Boarding school. | Years in course. | In-struction. |        | Enrollment by course of study. |        | Receipts.          |                    | Total income for the year. |                        |                     |    |    |    |    |             |         |        |       |       |         |        |        |
|---------------------|---|------------------------|------------------|------------------|---------------|--------|--------------------------------|--------|--------------------|--------------------|----------------------------|------------------------|---------------------|----|----|----|----|-------------|---------|--------|-------|-------|---------|--------|--------|
|                     |   |                        |                  |                  | Men.          | Women. | Boys.                          | Girls. | From public funds. | From tuition fees. |                            | From productive funds. | From other sources. |    |    |    |    |             |         |        |       |       |         |        |        |
| 1                   | 2   | 3                      | 4                | 5                | 6             | 7      | 8                              | 9      | 10                 | 11                 | 12                         | 13                     | 14                  | 15 | 16 | 17 | 18 | 19          | 20      | 21     | 22    | 23    | 24      | 25     |        |
| LOUISIANA—contd.    |   |                        |                  |                  |               |        |                                |        |                    |                    |                            |                        |                     |    |    |    |    |             |         |        |       |       |         |        |        |
| New Iberia.....     | Howe Institute.....                         | Bapt.....              | Yes.....         | 2                | 1             | 1      | 1                              | 1      | 1                  | 1                  | 1                          | 1                      | 1                   | 1  | 1  | 1  | 1  | 200,336,000 | 0       | \$550  | 0     | \$650 | \$1,200 |        |        |
| New Orleans.....    | Guillaume College.....                      | Nonsect.....           | No.....          | 1                | 1             | 1      | 1                              | 1      | 1                  | 1                  | 1                          | 1                      | 1                   | 1  | 1  | 1  | 1  | 360         | 9,200   | 0      | 60    | 0     | 2,400   | 2,460  |        |
| Do.....             | Luther College.....                         | Ev. Luth.....          | No.....          | 4                | 2             | 2      | 2                              | 2      | 2                  | 2                  | 2                          | 2                      | 2                   | 2  | 2  | 2  | 2  | 3,000       | 150,300 | 0      | 0     | \$750 | 23,345  | 24,105 |        |
| Do.....             | Straight College High School.....           | Cong.....              | Yes.....         | 4                | 5             | 5      | 5                              | 5      | 5                  | 5                  | 5                          | 5                      | 5                   | 5  | 5  | 5  | 5  | 300         | 26,000  | 0      | 2,352 | 0     | 2,500   | 4,852  |        |
| Shreveport.....     | Louisiana Collegiate Institute.....         | Bapt.....              | Yes.....         | 4                | 2             | 2      | 2                              | 2      | 2                  | 2                  | 2                          | 2                      | 2                   | 2  | 2  | 2  | 2  | 0           | 0       | 0      | 0     | 0     | 0       | 0      |        |
| MISSISSIPPI.        |   |                        |                  |                  |               |        |                                |        |                    |                    |                            |                        |                     |    |    |    |    |             |         |        |       |       |         |        |        |
| Bogus Chitto.....   | Bogus Chitto Industrial Colored School..... | Bapt.....              | Yes.....         | 4                | 2             | 2      | 2                              | 2      | 2                  | 2                  | 2                          | 2                      | 2                   | 2  | 2  | 2  | 2  | 60          | 3,335   | 0      | 279   | 0     | 98      | 368    |        |
| Edwards.....        | Southern Christian Institute.....           | Christ.....            | Yes.....         | 4                | 2             | 6      | 22                             | 22     | 5                  | 20                 | 44                         | 0                      | 44                  | 19 | 44 | 22 | 0  | 1,500       | 220,000 | 0      | 500   | 0     | 22,000  | 23,500 |        |
| Jackson.....        | Campbell College.....                       | A. M. F.....           | Yes.....         | 4                | 3             | 2      | 20                             | 41     | 13                 | 0                  | 54                         | 10                     | 0                   | 49 | 8  | 41 | 0  | 350         | 53,000  | 0      | 675   | 8,000 | 4,000   | 12,675 |        |
| Do.....             | Jackson College.....                        | Bapt.....              | Yes.....         | 4                | 6             | 8      | 29                             | 63     | 9                  | 0                  | 83                         | 11                     | 2                   | 7  | 39 | 44 | 2  | 1,500       | 100,000 | 0      | 909   | 0     | 1,177   | 2,086  |        |
| Meridian.....       | St. Joseph's Institute.....                 | R. C.....              | Yes.....         | 4                | 1             | 2      | 0                              | 12     | 0                  | 14                 | 0                          | 14                     | 0                   | 0  | 0  | 0  | 0  | 300         | 34,000  | 0      | 600   | 0     | 5,000   | 5,600  |        |
| Natchez.....        | Natchez College.....                        | Bapt.....              | Yes.....         | 4                | 4             | 4      | 15                             | 16     | 23                 | 0                  | 24                         | 37                     | 14                  | 29 | 7  | 41 | 0  | 3,700       | 120,000 | 300    | 2,319 | 338   | 43,302  | 47,390 |        |
| Tupelo.....         | Tupelo College Academy.....                 | Cong.....              | Yes.....         | 4                | 4             | 9      | 15                             | 16     | 23                 | 12                 | 29                         | 31                     | 9                   | 4  | 19 | 31 | 52 | 81          | 6,945   | 77,276 | 689   | 852   | 546     | 36,278 | 85,312 |
| Utica.....          | Utica Normal and Industrial Institute.....  | Nonsect.....           | Yes.....         | 4                | 13            | 16     | 29                             | 52     | 12                 | 29                 | 31                         | 9                      | 4                   | 19 | 31 | 52 | 81 | 6,945       | 77,276  | 689    | 852   | 546   | 36,278  | 85,312 |        |
| West Point.....     | Mary Holmes Seminary.....                   | Presb.....             | Yes.....         | 4                | 1             | 8      | 0                              | 46     | 5                  | 0                  | 46                         | 13                     | 0                   | 24 | 0  | 46 | 0  | 2,000       | 78,570  | 113    | 1,466 | 0     | 6       | 1,579  |        |
| MISSOURI.           |   |                        |                  |                  |               |        |                                |        |                    |                    |                            |                        |                     |    |    |    |    |             |         |        |       |       |         |        |        |
| St. Louis.....      | Geo. R. Smith College.....                  | M. F.....              | Yes.....         | 4                | 3             | 4      | 21                             | 44     | 7                  | 0                  | 23                         | 14                     | 0                   | 5  | 0  | 37 | 0  | 3,000       | 76,500  | 0      | 1,721 | 0     | 5,500   | 7,241  |        |
| NORTH CAROLINA.     |   |                        |                  |                  |               |        |                                |        |                    |                    |                            |                        |                     |    |    |    |    |             |         |        |       |       |         |        |        |
| Charlotte.....      | Dayton Academy.....                         | Presb.....             | Yes.....         | 4                | 1             | 2      | 2                              | 12     | 0                  | 0                  | 14                         | 0                      | 14                  | 0  | 0  | 0  | 14 | 0           | 3,100   | 0      | 126   | 0     | 856     | 980    |        |
| Concord.....        | Scotia Seminary.....                        | Presb.....             | Yes.....         | 4                | 1             | 1      | 1                              | 1      | 1                  | 1                  | 1                          | 1                      | 1                   | 1  | 1  | 1  | 1  | 65,000      | 0       | 1,200  | 0     | 4,000 | 5,200   |        |        |
| Durham.....         | National Training School.....               | Nonsect.....           | Yes.....         | 4                | 4             | 4      | 4                              | 4      | 4                  | 4                  | 4                          | 4                      | 4                   | 4  | 4  | 4  | 4  | 900         | 65,000  | 0      | 2,000 | 600   | 17,000  | 19,600 |        |
| Elizabeth City..... | Roanoke Collegiate Institute.....           | Bapt.....              | Yes.....         | 4                | 3             | 0      | 16                             | 15     | 2                  | 0                  | 31                         | 0                      | 0                   | 0  | 0  | 0  | 0  | 5,000       | 26,500  | 0      | 300   | 0     | 5,000   | 5,300  |        |



TABLE 29.—Private secondary schools for the Negro race, 1917-18. Continued.

| Location.        | School.                                    | Management or control. | Boarding school. | Years in course. | Instructors. |        | Secondary. |        | Number in military drill. | Enrollment by courses of study. |           |             |                               |                                |               |                 | Receipts.      |   |                     |                    | Total income for the year. |                    |                        |                     |   |
|------------------|--|------------------------|------------------|------------------|--------------|--------|------------|--------|---------------------------|---------------------------------|-----------|-------------|-------------------------------|--------------------------------|---------------|-----------------|----------------|---|---------------------|--------------------|----------------------------|--------------------|------------------------|---------------------|---|
|                  |  |                        |                  |                  | Men.         | Women. | Boys.      | Girls. |                           | Graduates.                      | Academic. | Commercial. | Technical or manual training. | Training courses for teachers. | Agricultural. | Home economics. | Trade courses. | Value of grounds, buildings, furniture, and scientific apparatus. | Volumes in library. | From public funds. |                            | From tuition fees. | From productive funds. | From other sources. |   |
| 1                | 2  | 3                      | 4                | 5                | 6            | 7      | 8          | 9      | 10                        | 11                              | 12        | 13          | 14                            | 15                             | 16            | 17              | 18             | 19  | 20                  | 21                 | 22                         | 23                 | 24                     | 25                  |   |
| TEXAS—continued. |  |                        |                  |                  |              |        |            |        |                           |                                 |           |             |                               |                                |               |                 |                |   |                     |                    |                            |                    |                        |                     |   |
| Memphis          | Bishop College                             | Bapt.                  | Yes              | 4                | 4            | 4      | 4          | 4      | 20                        | 0                               | 0         | 0           | 0                             | 0                              | 0             | 0               | 0              | 5,000   | 265,000             | 0                  | 84,974                     | 0                  | 0                      | 0                   | 0 |
| Do               | Wiley University                           | M. E.                  | Yes              | 4                | 4            | 4      | 4          | 4      | 150                       | 60                              | 0         | 0           | 0                             | 0                              | 0             | 0               | 0              | 6,000   | 248,000             | 0                  | 3,000                      | 0                  | 0                      | 0                   | 0 |
| Do               | East Texas Academy                         | Bapt.                  | Yes              | 4                | 4            | 4      | 4          | 4      | 70                        | 6                               | 0         | 0           | 0                             | 0                              | 0             | 0               | 0              | 38,000  | 3,800               | 0                  | 2,840                      | 0                  | 0                      | 0                   | 0 |
| Do               | Texas College                              | C. M. E.               | Yes              | 4                | 4            | 4      | 4          | 4      | 104                       | 3                               | 0         | 0           | 0                             | 0                              | 0             | 0               | 0              | 1,000   | 80,700              | 0                  | 755                        | 0                  | 0                      | 0                   | 0 |
| Waco City        | Farmers' Improvement Society College.      | Nonsect.               | Yes              | 4                | 4            | 4      | 4          | 4      | 8                         | 3                               | 0         | 0           | 0                             | 0                              | 0             | 0               | 0              | 0   | 23,000              | 0                  | 737                        | 0                  | 0                      | 0                   | 0 |
| VIRGINIA.        |  |                        |                  |                  |              |        |            |        |                           |                                 |           |             |                               |                                |               |                 |                |   |                     |                    |                            |                    |                        |                     |   |
| Boydton          | Boydton Academic and Bible Institute.      | Christ.                | Yes              | 2                | 1            | 1      | 1          | 1      | 11                        | 1                               | 0         | 12          | 1                             | 0                              | 0             | 0               | 0              | 25,500  | 0                   | 480                | 0                          | 500                | 0                      | 0                   | 0 |
| Burkeville       | Inflecks Seminary                          | Fresh.                 | Yes              | 4                | 1            | 8      | 0          | 0      | 107                       | 16                              | 0         | 0           | 0                             | 0                              | 0             | 0               | 0              | 1,000   | 21,000              | 0                  | 0                          | 0                  | 0                      | 0                   | 0 |
| Cambridge        | Christiansburg Industrial Institute        | Friends                | Yes              | 4                | 5            | 2      | 2          | 2      | 16                        | 12                              | 0         | 0           | 0                             | 0                              | 0             | 0               | 0              | 500   | 75,300              | 0                  | 595                        | 0                  | 0                      | 0                   | 0 |
| Chase City       | Rhyme Institute                            | Presb.                 | Yes              | 4                | 2            | 2      | 2          | 2      | 40                        | 10                              | 0         | 0           | 0                             | 0                              | 0             | 0               | 0              | 150   | 0                   | 150                | 0                          | 8,092              | 0                      | 0                   | 0 |
| Charent          | Smallwood Memorial Institute               | Nonsect.               | Yes              | 4                | 2            | 3      | 3          | 3      | 41                        | 7                               | 0         | 11          | 0                             | 0                              | 0             | 0               | 0              | 5,000   | 2,700               | 0                  | 0                          | 0                  | 0                      | 0                   | 0 |
| Do               | Boston Harmony Academy                     | Bapt.                  | Yes              | 4                | 2            | 1      | 4          | 10     | 6                         | 0                               | 0         | 0           | 0                             | 0                              | 0             | 0               | 0              | 2,000   | 0                   | 0                  | 0                          | 1,900              | 0                      | 0                   | 0 |
| Do               | Virginia Theological Seminary and College. | Bapt.                  | Yes              | 4                | 7            | 2      | 6          | 138    | 10                        | 64                              | 92        | 0           | 0                             | 0                              | 0             | 0               | 0              | 4,000   | 180,000             | 0                  | 2,454                      | 0                  | 25,000                 | 0                   | 0 |
| Lynchburg        | Manassas Industrial School                 | Nonsect.               | Yes              | 4                | 2            | 3      | 9          | 13     | 0                         | 9                               | 3         | 0           | 0                             | 0                              | 0             | 0               | 0              | 80,835  | 0                   | 1,412              | 0                          | 26,061             | 0                      | 0                   | 0 |
| Manassas         | Newport Training School (Inc.)             | Nonsect.               | No               | 1                | 0            | 2      | 2          | 16     | 0                         | 0                               | 0         | 0           | 0                             | 0                              | 0             | 0               | 0              | 4,250   | 0                   | 387                | 0                          | 20                 | 0                      | 0                   | 0 |
| Newport News     | Corey Memorial Institute                   | Bapt.                  | Yes              | 4                | 2            | 2      | 10         | 38     | 4                         | 0                               | 20        | 0           | 0                             | 0                              | 0             | 0               | 0              | 234   | 3,475               | 0                  | 300                        | 0                  | 3,000                  | 0                   | 0 |
| Portsmouth       | Hartshorn Memorial College                 | Bapt.                  | Yes              | 4                | 0            | 12     | 0          | 50     | 10                        | 0                               | 0         | 0           | 0                             | 0                              | 0             | 0               | 0              | 2,700   | 200,500             | 0                  | 3,500                      | 0                  | 5,387                  | 0                   | 0 |
| Richmond         | Northern Neck Industrial Academy           | Bapt.                  | Yes              | 2                | 1            | 2      | 7          | 19     | 1                         | 0                               | 0         | 0           | 0                             | 0                              | 0             | 0               | 0              | 308   | 1,038               | 0                  | 194                        | 0                  | 1,900                  | 0                   | 0 |
| Roanoke          | Suffolk Normal Training School.            | Univ.                  | No               | 4                | 1            | 1      | 5          | 14     | 1                         | 1                               | 0         | 12          | 0                             | 0                              | 0             | 0               | 0              | 4,300   | 4,600               | 0                  | 22                         | 0                  | 1,300                  | 0                   | 0 |