

Student Transitions
From the Kindergarten to Grade 12 Education System
to the Public Post-Secondary System:
2002/03 - 2003/04

Prepared by: The Student Transitions Project - a collaborative project between the Ministries of Education and Advanced Education, and British Columbia's public post-secondary education institutions.

Student Transitions From the Kindergarten to Grade 12 Education System to the Public Post-Secondary System: 2002/03 - 2003/04

Table of Contents

<u>Section and Contents</u>	<u>Page</u>
Background - Project	5
Background - Context / Analysis	5
Methodology	6
Key Findings	7
Introduction to the Maps	8
Map #1	9
Percent of 2002/03 Graduates Transitioning Within 1 Year to a BC Public College, University College, or Institute (by School District)	
Map #2	10
Percent of 2002/03 Graduates Transitioning Within 1 Year to a BC Public University (by School District)	
Map #3	11
Percent of 2003/04 Regional Transitions to College, University College, Institute, or University (by College and University College Region)	
Map #4	12
Percent of 2003/04 Total Transitions to College, University College, Institute, or University (by College and University College Region)	
Appendix I	13
Table 1: Summary Transition Numbers	13
Table 2: Transitions by BC K-12 Public School District	14
Table 3: Transitions to BC Public Post-Secondary Institution	16
Table 4: Demographic Characteristics	17
Appendix II	18
Table 5: Transitions by BC K-12 Schools	18
Appendix III	34
Table 6: Transitions to BC Public University by BC K-12 Public School District	34
Appendix IV	41
Table 7: Transitions to BC Public College, University College, and Institute by BC K-12 Public School District	41
Appendix V	61
Table 8: Transitions by BC College and University College Region	61
Appendix VI	72
Technical Notes	72
Appendix VII	73
Glossary	73

Student Transitions From the Kindergarten to Grade 12 Education System to the Public Post-Secondary System: 2002/03 - 2003/04

Background – Project

In the spring of 2005, the Ministry of Advanced Education on behalf of the 22 Central Data Warehouse (CDW) participating institutions, the Ministry of Education, and the BC Universities signed an agreement to establish a formal mechanism that protects individual privacy while enabling the exchange of personal information between the parties for the purpose of investigating student transitions, mobility, and outcomes from the Kindergarten-Grade 12 (K-12) education system to the public post-secondary system. This report summarizes the findings of the first research proposal undertaken by the Student Transitions Project.

In a relatively short timeframe, data were successfully linked between the universities, the Education Data Warehouse (MED EDW) and the Central Data Warehouse (MAVED CDW). In an effort to keep the data exchange as simple as possible, one year of transition data has been analyzed and reported in this document, 2002/03 for the K-12 data and 2003/04 for the public post-secondary data.

The main research question of Student Transitions Project – Research Proposal #1 surrounded immediate transition into BC public post-secondary institutions. As determined/defined by the project Steering Committee, immediate transition to public post-secondary is a student who makes a transition to a public post-secondary institution within one school year of graduating from the K-12 system. The primary question to be investigated was “What is the nature and distribution of the transition from the K-12 education system to public post-secondary institutions within a given timeframe?” Further to that, the Steering Committee identified the following four related sub-questions in addition to the primary research question:

- i. How many BC students make a transition to the BC public post-secondary system after they graduate?*
- ii. Where are these students from?*
- iii. Where did these students attend?*
- iv. What were the demographic characteristics of the transitioning and non-transitioning graduates? (based on demographics collected in the BC K-12 system)*

This report is intended to provide data to begin answering the questions above.

Background – Context / Analysis

The number of BC K-12 schools that had at least one student transitioning within one year of graduating was 416, which includes both BC public and BC independent K-12 schools from all 60 public school districts. Of the 416 K-12 schools, 332 schools were BC public schools and 84 were BC independent schools.

The number of participating universities was 4. Simon Fraser University, University of British Columbia, University of Northern British Columbia, and the University of Victoria all provided data. However, it should be noted that Royal Roads University did not participate as it does not accept students directly out of secondary school so participation in this first data linking project was therefore inappropriate. The number of participating university colleges, colleges, and institutes was 22 (equivalent to all eligible public institutions).

Methodology

To answer the primary research question, and the four related sub-questions, the Ministry of Advanced Education (MAVED), The University Presidents' Council of BC (TUPC), and the Ministry of Education (MEd) were each tasked with producing a data extract according to the specifications outlined by the Steering Committee. Once the extracts were produced they were provided to the Ministry of Education (MEd) for linking and initial data analysis.

The data from each of the three sources was linked using each student's Personal Education Number (PEN). All students within the BC K-12 system and all attending a BC public post-secondary institution are issued a unique PEN. If a student was in the BC K-12 system prior to attending a BC public post-secondary institution then that student retains the same PEN, a new number is not issued. However, historically students have occasionally been issued more than one PEN so MEd has created a table of "True" PEN's that maps any instances of this to the correct PEN. Before linking MEd, CDW and University data on PEN, MEd corrected the PEN's in the post secondary files where necessary using the True PEN file.

From the Central Data Warehouse (CDW), MAVED extracted a cohort of students that registered in at least one course that intersected academic year 2003-04 (began or continued between September 2003 and August 2004 inclusive). Birth date, gender, CIP (Classification of Instructional Programs) of last program enrolled in within the period, institution student number, postal code, minimum start date, institution code and PEN were provided for each student. It should be noted that Continuing Education registrations were included in the CDW extract but not in university data file.

Universities, through The University Presidents' Council of BC (TUPC), provided the Ministry of Education with a similar file but only for students enrolled in credit programs. Instead of CIP code for last program enrolled, faculty was provided.

MEd extracted a file of students who graduated from the BC K-12 system, not including off-shore institutions, between October 2002 and September 2003 inclusive. Students who re-entered the K-12 system after graduation were not excluded, but their graduation school record was used to generate the resulting data (rather than the record of where the student was last seen in the K-12 system). There are students who re-enter the K-12 system after graduation for a variety of reasons including to up-grade a course to improve a grade and to take additional courses required for entrance into a public post-secondary institution. Also included in the file are non-resident students who have graduated from the BC K-12 system.

Once linked, MEd was able to begin investigating how many students transitioned to a public BC post secondary institution within one year of graduating from grade 12. The initial analysis that follows is based on data detailed in the attached appendices.

Inclusions and Exclusions:

- grade 12 school year = 2002/03 (July 1 - June 30)
- K-12 graduation year = 2002/03 (October 1 - September 30)
- Must have one of the following graduation credentials: Dogwood Diploma, Adult Dogwood Diploma, or BC Adult Graduation Certificate (formerly known as Adult Dogwood Diploma – now under only one name)
- Post-secondary school year = 2003/04 (September 1 - August 31)
- Count is distinct PEN's
- all K-12 information is from the K-12 2002/03 school year
- For question #3, count is distinct PEN's within a program (CIP code was used for colleges and faculty for universities)

Additional Definitions:

- Transition: moving between the K-12 system and the post-secondary system. For purposes of this analysis, only the unidirectional transition from K-12 to post-secondary was examined. Students who return to the K-12 system after a transition to a public post-secondary institution were not removed from the examined data.
- Registered/Enrolled: the student is past the date for withdrawing from the post-secondary institution and is, therefore, considered stable-enrolled
- Immediate Transition to Post-secondary: the student makes a transition to a post-secondary institution within one school year of graduating from the K-12 system
- Graduate: K-12 student has received a regular dogwood or an adult dogwood credential
- Non-graduate: K-12 student has not received a regular dogwood or an adult dogwood credential
- School is the graduating school, not the last school attended in the K-12 system

Key Findings

The following analysis of the four identified sub-questions is a top level summary of the data contained in the attached appendices.

Question i: How many BC students make a transition to the BC public post-secondary system after they graduate?

Of the 2002/03 BC K-12 graduates, approximately 52% made a transition to a BC public post-secondary institution within one year (22686 out of 43719). 35% of the 2002/03 BC K-12 graduates transitioned to a BC public college / institute and 17% to a BC public university.

Question ii: Where are these students from?

Of those that made a transition to a BC public post-secondary institution within one year, the vast majority transitioned from the BC public school system (92%). Only 8% transitioned from the BC independent school system. The public school district of Vancouver had the largest number of university and college or institute transitions. The public school district of Surrey had the second largest number of college or institute transitions just behind Vancouver but had only half the amount of university transitions.

Question iii: Where did these students attend?

Of those that made a transition to a BC public post-secondary institution within one year, 68% of graduates transitioned to a BC public college / institute and 32% transitioned to a BC public university. Of those transitioning to a university, 77% attended either Simon Fraser University or University of British Columbia. Of those transitioning to a college or institute, Kwantlen University College had the largest number of registrations. Langara College had the second largest number approximately equal to two thirds of Kwantlen's registrations. All other colleges or institutes had registrations approximately equal to half or less than half of Kwantlen's.

Question iv: What were the demographic characteristics of the transitioning and non-transitioning graduates? (based on demographics collected in the BC K-12 system)

The demographic indicated / recorded within the BC K-12 system of those that made a transition to a BC public post-secondary institution within one year and those that did not were as follows:

Demographic Characteristics	2002/03 K-12 Graduates	Transitioning Students	Non-Transitioning Students
Female	22438	54%	46%
Male	21281	49%	51%
Non-Aboriginal	42096	52%	48%
Self-identified as being of Aboriginal ancestry	1623	37%	63%
Not receiving English as a Second Language (ESL) programs	42867	52%	48%
Receiving English as a Second Language (ESL) programs	852	62%	38%
Receiving special education programs	3900	58%	42%
Of those receiving special education programs, percent that were "Gifted" students	2393	61%	39%

Introduction to the Maps

Three maps have been included in this report.

The first map displays the *Percent of 2002/03 Graduates Transitioning Within 1 Year to a BC Public College, University College, or Institute (by School District)* .

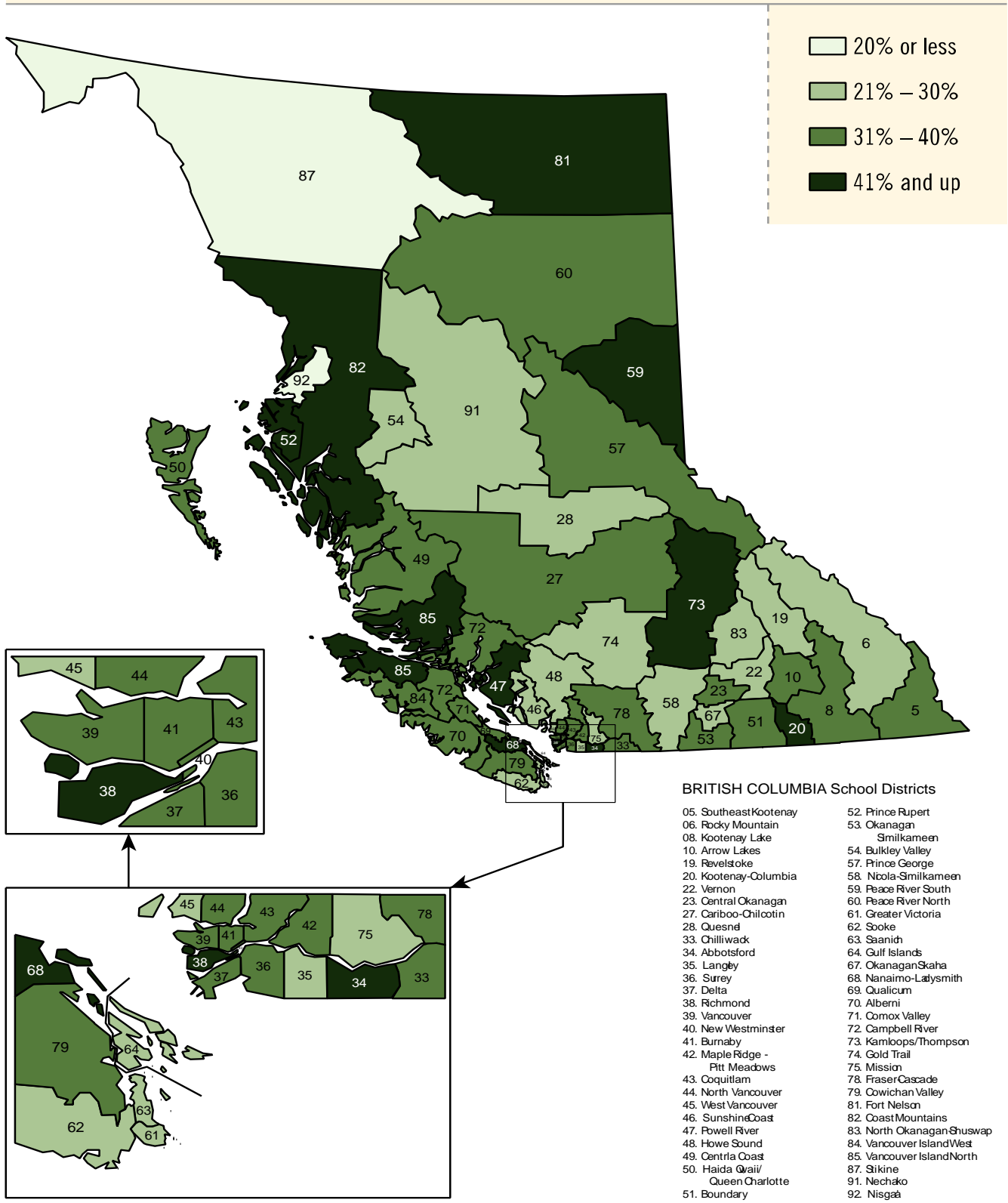
The second map displays the *Percent of 2002/03 Graduates Transitioning Within 1 Year to a BC Public University (by School District)* .

The third map displays the *Percent of 2003/04 Regional Transitions to College, University College, Institute, or University (by College and University College Region)* . All public post-secondary institutions within the geographic boundaries of each college region are included regardless of mandate.

The fourth map displays the *Percent of 2003/04 Total Transitions to College, University College, Institute, or University (by College and University College Region)* . All public post-secondary institutions within the geographic boundaries of each college region are included regardless of mandate.

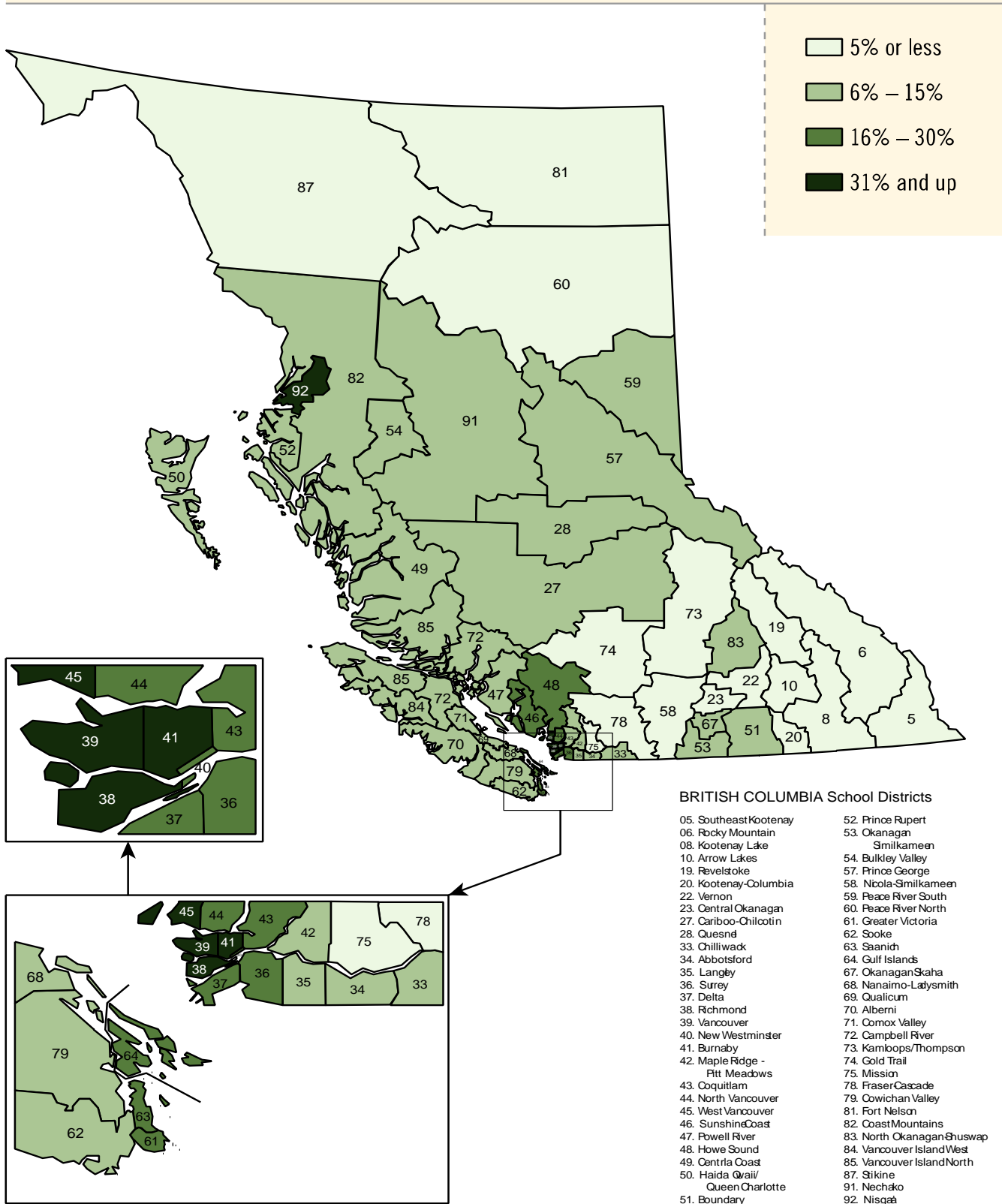
Map 1

Percent of 2002/03 Graduates Transitioning Within 1 Year to a BC Public College, University College, or Institute (by School District)



Map 2

**Percent of 2002/03 Graduates Transitioning Within 1 Year to a BC Public University
(by School District)**



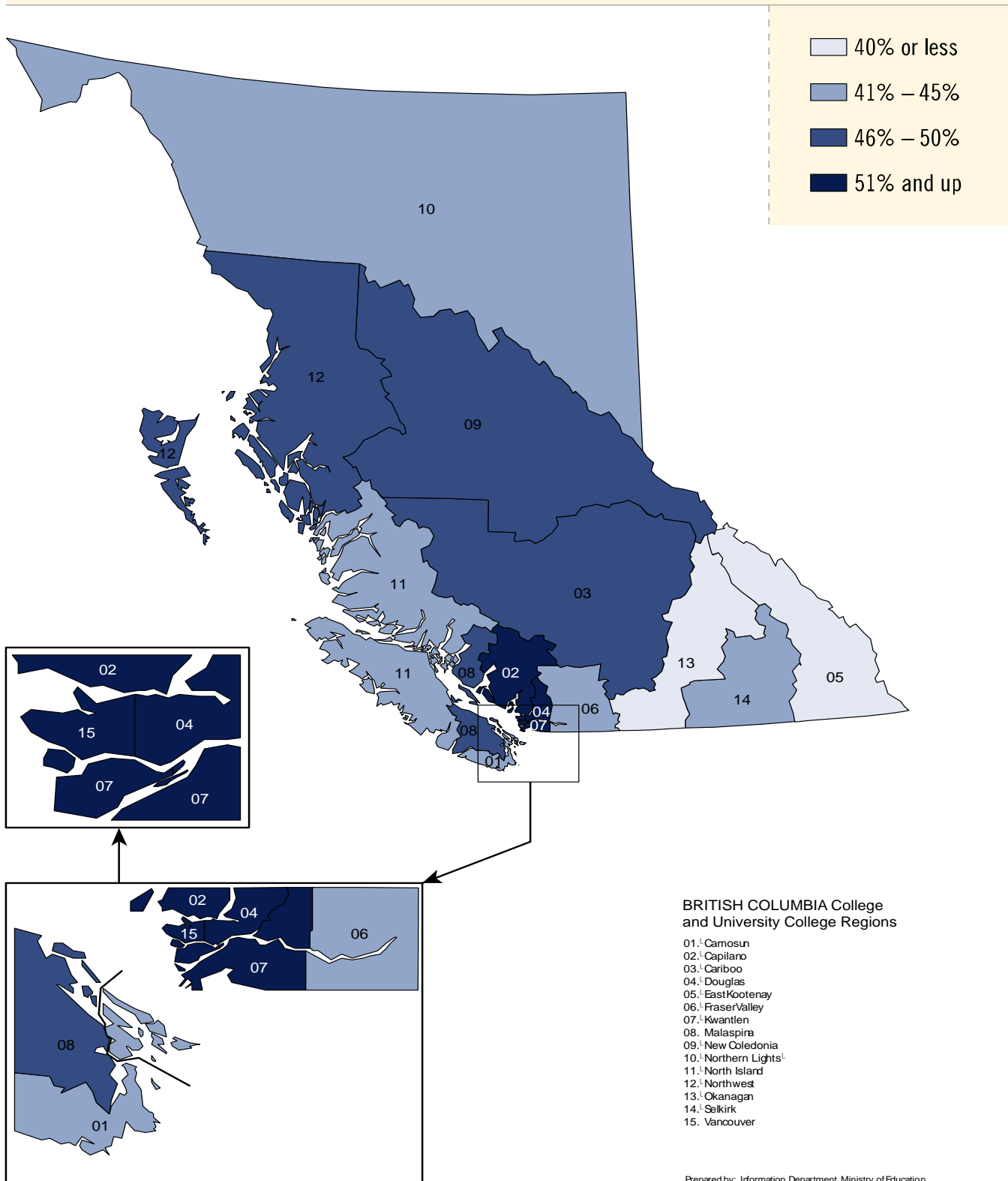
BRITISH COLUMBIA School Districts

- 05. Southeast Kootenay
- 06. Rocky Mountain
- 08. Kootenay Lake
- 10. Arrow Lakes
- 19. Revelstoke
- 20. Kootenay-Columbia
- 22. Vernon
- 23. Central Okanagan
- 27. Cariboo-Chilcotin
- 28. Quesnel
- 33. Chilliwack
- 34. Abbotsford
- 35. Langley
- 36. Surrey
- 37. Delta
- 38. Richmond
- 39. Vancouver
- 40. New Westminster
- 41. Burnaby
- 42. Maple Ridge - Pitt Meadows
- 43. Coquitlam
- 44. North Vancouver
- 45. West Vancouver
- 46. Sunshine Coast
- 47. Powell River
- 48. Howe Sound
- 49. Central Coast
- 50. Haida Gwaii/Queen Charlotte
- 51. Boundary
- 52. Prince Rupert
- 53. Okanagan Similkameen
- 54. Bulkley Valley
- 57. Prince George
- 58. Nicola-Similkameen
- 59. Peace River South
- 60. Peace River North
- 61. Greater Victoria
- 62. Sooke
- 63. Saanich
- 64. Gulf Islands
- 67. Okanagan-Skaha
- 68. Nanaimo-Ladysmith
- 69. Qualicum
- 70. Alberni
- 71. Comox Valley
- 72. Campbell River
- 73. Kamloops/Thompson
- 74. Gold Trail
- 75. Mission
- 78. Fraser Cascade
- 79. Cowichan Valley
- 81. Fort Nelson
- 82. Coast Mountains
- 83. North Okanagan-Shuswap
- 84. Vancouver Island West
- 85. Vancouver Island North
- 87. Stikine
- 91. Nechako
- 92. Nisga'a

Prepared by: Information Department, Ministry of Education

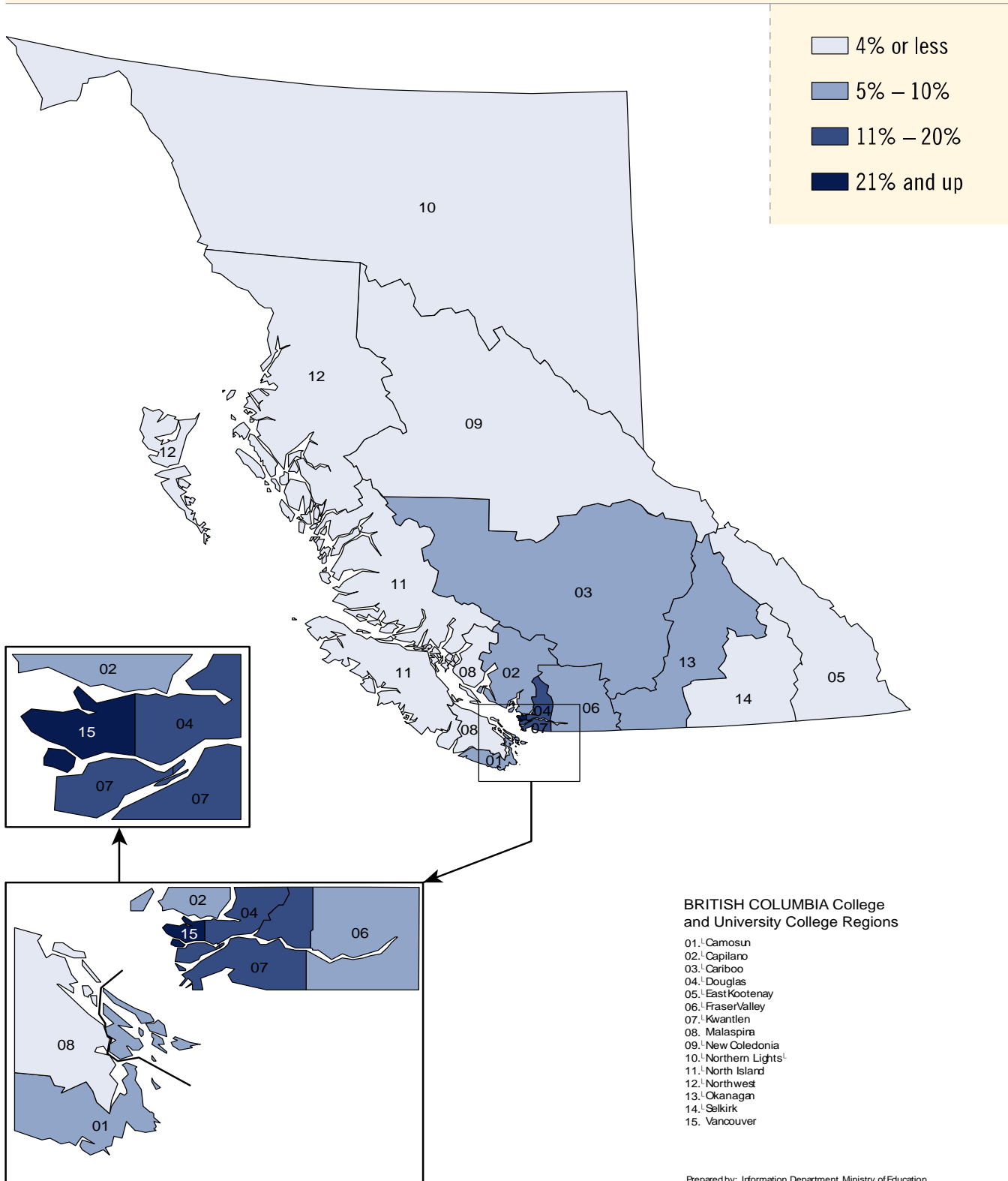
Map 3

Percent of 2003/04 Regional Transitions to College, University College, Institute, or University by College Region (by College and University College Region)



Map 4

Percent of 2003/04 Total Transitions to College, University College, Institute, or University (by College and University College Region)



Appendix I

What is the nature and distribution of the transition from the K-12 education system to public post-secondary institutions within a given timeframe?

Questions:

I) How many BC students make a transition to the BC public post-secondary system after they graduate?

Table 1: Summary Transition Numbers

Note: Each school year there are a number of students registered as being in grade 12 who are unable to graduate within that school year. This can occur for a variety of reasons such as the students not being registered enough courses or not in the courses required for graduation. Therefore, in an effort to accurately reflect the number of potential graduates, the number of grade 12 students who were "eligible" to graduate in 2002/03 has also been included.

2002/03 K-12	
# of BC Gr. 12 students in September 2002	61782
# of BC Gr. 12 eligible graduates in 2002/03	54545
# of BC Gr. 12 graduates in 2002/03	43719

Transition to BC Public Post-Secondary Institution	
# of BC 2002/03 Gr. 12 graduates transitioning to a University within 1 year of graduating	7501
% of BC 2002/03 Gr. 12 graduates transitioning to a University within 1 year of graduating	17%
<hr/>	
# of BC 2002/03 Gr. 12 graduates transitioning to a College, University College, or Institute within 1 year of graduating	15185
% of BC 2002/03 Gr. 12 graduates transitioning to a College, University College, or Institute within 1 year of graduating	35%
Total # of BC 2002/03 Gr. 12 graduates transitioning to a BC public post-secondary institution	22686
Total % of BC 2002/03 Gr. 12 graduates transitioning to a BC public post-secondary institution	52%

II) Where are these students from?

Note: "Msk" (abbreviation of Mask) indicates that the cell is based on one through four students and has been masked to comply with provisions of Freedom of Information and Protection of Privacy Legislation.

Table 2: Transitions by BC K-12 Public School District

K-12 Public School District	# of 2002/03 K-12 Graduates	Universities		Colleges	
		Number	% of Graduates	Number	% of Graduates
005 Southeast Kootenay	542	5	1%	169	31%
006 Rocky Mountain	310	8	3%	77	25%
008 Kootenay Lake	478	17	4%	161	34%
010 Arrow Lakes	43	Msk	Msk	17	40%
019 Revelstoke	102	Msk	Msk	25	25%
020 Kootenay-Columbia	441	15	3%	228	52%
022 Vernon	724	30	4%	216	30%
023 Central Okanagan	1516	52	3%	559	37%
027 Cariboo-Chilcotin	447	25	6%	174	39%
028 Quesnel	282	41	15%	77	27%
033 Chilliwack	618	37	6%	219	35%
034 Abbotsford	1257	103	8%	504	40%
035 Langley	1353	175	13%	402	30%
036 Surrey	3819	625	16%	1397	37%
037 Delta	1248	219	18%	485	39%
038 Richmond	1957	629	32%	792	40%
039 Vancouver	4165	1360	33%	1611	39%
040 New Westminster	341	70	21%	127	37%
041 Burnaby	1786	613	34%	674	38%
042 Maple Ridge-Pitt Meadows	913	89	10%	304	33%
043 Coquitlam	2377	699	29%	796	33%
044 North Vancouver	1299	316	24%	487	37%
045 West Vancouver	572	177	31%	164	29%
046 Sunshine Coast	274	48	18%	60	22%
047 Powell River	220	17	8%	101	46%
048 Howe Sound	260	45	17%	65	25%
049 Central Coast	16	Msk	Msk	5	31%
050 Haida Gwaii/Queen Charlotte	37	Msk	Msk	14	38%
051 Boundary	130	9	7%	43	33%
052 Prince Rupert	196	23	12%	93	47%
053 Okanagan Similkameen	206	17	8%	63	31%
054 Bulkley Valley	199	22	11%	58	29%
057 Prince George	1069	150	14%	389	36%
058 Nicola-Similkameen	177	Msk	Msk	50	28%
059 Peace River South	292	16	5%	123	42%
060 Peace River North	346	9	3%	127	37%
061 Greater Victoria	1509	279	18%	373	25%
062 Sooke	517	58	11%	111	21%
063 Saanich	740	148	20%	186	25%
064 Gulf Islands	124	19	15%	35	28%
067 Okanagan Skaha	574	56	10%	140	24%
068 Nanaimo-Ladysmith	1003	66	7%	446	44%
069 Qualicum	338	21	6%	106	31%
070 Alberni	290	34	12%	114	39%
071 Comox Valley	643	51	8%	215	33%

K-12 Public School District	# of 2002/03 K-12 Graduates	Universities		Colleges	
		Number	% of Graduates	Number	% of Graduates
072 Campbell River	473	38	8%	154	33%
073 Kamloops/Thompson	1067	53	5%	475	45%
074 Gold Trail	99	Msk	Msk	28	28%
075 Mission	353	16	5%	101	29%
078 Fraser-Cascade	147	Msk	Msk	56	38%
079 Cowichan Valley	547	70	13%	193	35%
081 Fort Nelson	53	Msk	Msk	26	49%
082 Coast Mountains	476	41	9%	197	41%
083 North Okanagan-Shuswap	638	33	5%	172	27%
084 Vancouver Island West	25	Msk	Msk	10	40%
085 Vancouver Island North	153	12	8%	63	41%
087 Stikine	6		0%	Msk	Msk
091 Nechako Lakes	288	26	9%	66	23%
092 Nisga'a	19	Msk	Msk	Msk	Msk
093 Conseil scolaire francophone	79	12	15%	20	25%
<i>Public School Sub-total</i>	<i>40173</i>	<i>6724</i>	<i>17%</i>	<i>14147</i>	<i>35%</i>
<i>Independent School Sub-total</i>	<i>3546</i>	<i>777</i>	<i>22%</i>	<i>1038</i>	<i>29%</i>
<i>Combined Sub-total</i>	<i>43719</i>	<i>7501</i>	<i>17%</i>	<i>15185</i>	<i>35%</i>
Total PSI		22686			

III) Where did these students attend?

Note: "Msk" (abbreviation of Mask) indicates that the cell is based on one through four students and has been masked to comply with provisions of Freedom of Information and Protection of Privacy Act.

Note: The data presented in this table does not match the data in previous tables, the number of students making a transition to post-secondary within one year, for the following reasons:

- i. A small number of individuals had concurrent enrolments at two post-secondary institutions for the 2003/2004 school year
- ii. A number of individuals have enrolled at a second new college at another point within the 2003/2004 school year
- iii. A small number of individuals have enrolled for a second time at the same college at another point within the 2003/2004 school year but in a different program
- iv. A single individual has enrolled for a second time at the same college at another point within the 2003/2004 school year but in a different program and at a second new college at another point within the 2003/2004 school year

Table 3: Transitions to BC Public Post-Secondary Institution

Institution	# Attending Within 1 Year of Graduating the BC K-12 System	% of All 2002/03 K-12 Graduates	% of All 2003/04 Post-Sec. Transitions Within 1 Year of Graduating the BC K-12 System
Simon Fraser University	2261	5%	10%
University of British Columbia	3548	8%	15%
University of Northern British Columbia	389	1%	2%
University of Victoria	1369	3%	6%
<i>University Sub-total</i>	7567	17%	32%
British Columbia Institute of Technology	1225	3%	5%
Camosun College	811	2%	3%
Capilano College	1149	3%	5%
College of New Caledonia	484	1%	2%
College of the Rockies	275	1%	1%
Douglas College	1373	3%	6%
Emily Carr Institute of Art and Design	103	0%	0%
Institute of Indigenous Government	Msk	Msk	Msk
Justice Institute	89	0%	0%
Kwantlen University College	2394	5%	10%
Langara College	1600	4%	7%
Malaspina University College	937	2%	4%
Nicola Valley Institute of Technology	11	0%	0%
North Island College	389	1%	2%
Northern Lights College	279	1%	1%
Northwest Community College	249	1%	1%
Okanagan University College	1128	3%	5%
Open Learning Agency	321	1%	1%
Selkirk College	358	1%	2%
University College of the Cariboo	955	2%	4%
University College of the Fraser Valley	1250	3%	5%
Vancouver Community College	515	1%	2%
<i>College Sub-total</i>	<i>~ 15900 *</i>	36%	68%
Total	~ 23467 *	54%	n/a

* Due to masking of data from one institution, the sub-total and total has been rounded to within 4.

IV) What were the demographic characteristics of these students? *

Note: "Msk" (abbreviation of Mask) indicates that the cell is based on one through four students and has been masked to comply with provisions of Freedom of Information and Protection of Privacy Legislation.

Table 4: Demographic Characteristics

Demographic Characteristics	Universities		Colleges	
	# Transitioning Within 1 Year of Graduating	% of Total Post-Sec. Transitions	# Transitioning Within 1 Year of Graduating	% of Total Post-Sec. Transitions
Gender				
Female	4182	18%	8004	35%
Male	3319	15%	7181	32%
<i>Sub-total</i>	<i>7501</i>	<i>33%</i>	<i>15185</i>	<i>67%</i>
Total Post-Secondary Transitions	22686			
Aboriginal Status (Self-Identified)				
Aboriginal	60	<1%	538	2%
Non-Aboriginal	7441	33%	14647	65%
<i>Sub-total</i>	<i>7501</i>	<i>33%</i>	<i>15185</i>	<i>67%</i>
Total Post-Secondary Transitions	22686			
English as a Second Language (ESL)				
ESL	204	1%	327	1%
Non-ESL	7297	32%	14858	65%**
<i>Sub-total</i>	<i>7501</i>	<i>33%</i>	<i>15185</i>	<i>67%</i>
Total Post-Secondary Transitions	22686			
Special Education				
Autism	Msk	<1%	9	<1%
Deaf or Hard of Hearing	8	<1%	25	<1%
Deaf/Blind			Msk	<1%
Gifted	1108	5%	648	3%
Intensive Behaviour Intervention/Serious Mental Illness	Msk	<1%	27	<1%
Learning Disability	13	<1%	256	1%
Mild Intellectual Disability			14	<1%
Moderate Behaviour Support/Mental Illness	Msk	<1%	55	<1%
Moderate to Severe/Profound Intellectual Disability			Msk	<1%
Physical Disability/Chronic Health Impairment	8	<1%	50	<1%
Physically Dependent	Msk	<1%	Msk	<1%
Visual Impairment	Msk	<1%	12	<1%
<i>Sub-total</i>	<i>1146</i>	<i>5%</i>	<i>1102</i>	<i>5%</i>
Non-Special Education	6355	28%	14083	62%
<i>Sub-total</i>	<i>7501</i>	<i>33%</i>	<i>15185</i>	<i>67%</i>
Total Post-Secondary Transitions	22686			

* Based on demographics collected in the BC K-12 system. ** Percentage appears to not sum correctly due to rounding.

Appendix II

Where are these students from? – School level details

Note: "Msk" (abbreviation of Mask) indicates that the cell is based on one through four students and has been masked to comply with provisions of Freedom of Information and Protection of Privacy Act.

Table 5: Transitions by BC K-12 Schools

K-12 Public School District and School	# of 2002/03 K-12 Graduates	Universities		Colleges		
		# of K-12 Graduates Transitioning Within 1 Year	% of K-12 Graduates Transitioning Within 1 Year	# of K-12 Graduates Transitioning Within 1 Year	% of K-12 Graduates Transitioning Within 1 Year	
005 - Southeast Kootenay						
00501006	Sparwood Secondary	45			13	29%
00501016	Elkford Secondary	54	Msk	Msk	9	17%
00502001	Mount Baker Secondary	328	Msk	Msk	121	37%
00505000	District Learning Centre	23			Msk	Msk
00505032	Fernie Secondary School	92	Msk	Msk	22	24%
	005 Sub-total	542	Msk	Msk	Msk	Msk
006 - Rocky Mountain						
00603008	Selkirk Secondary School	110	Msk	Msk	36	33%
00604015	David Thompson Secondary	103	Msk	Msk	17	17%
00606000	Continuing Ed SD 06	Msk		Msk	Msk	Msk
00618005	Golden Secondary	76	Msk	Msk	20	26%
00699069	Golden Alternate School	14			3	21%
	006 Sub-total	305	Msk	Msk	Msk	Msk
008 - Kootenay Lake						
00807012	Salmo Secondary	17			6	35%
00807013	L V Rogers Secondary	229	9	4%	88	38%
00807025	Mount Sentinel Secondary	50	Msk	Msk	21	42%
00886006	Crawford Bay Elem-Secondary	5			Msk	Msk
00886007	Prince Charles Secondary	129	5	4%	36	28%
00886018	J V Humphries Elem-Secondary	30	Msk	Msk	7	23%
10107000	Distance Ed School-Kootenays	11			Msk	Msk
	008 Sub-total	471	Msk	Msk	Msk	Msk
010 - Arrow Lakes						
01010006	Nakusp Secondary	37	Msk	Msk	16	43%
01010011	Lucerne Elem-Secondary	6	Msk	Msk	Msk	Msk
	010 Sub-total	43	Msk	Msk	Msk	Msk
019 - Revelstoke						
01919003	Revelstoke Secondary	102	Msk	Msk	25	25%
	019 Sub-total	102	Msk	Msk	Msk	Msk
020 - Kootenay-Columbia						
02009010	Stanley Humphries Secondary	146	Msk	Msk	79	54%
02011012	J Lloyd Crowe Secondary	207	9	4%	109	53%
02011014	Rossland Secondary	64	Msk	Msk	32	50%

K-12 Public School District and School		# of 2002/03 K-12 Graduates	Universities		Colleges	
			# of K-12 Graduates Transitioning Within 1 Year	% of K-12 Graduates Transitioning Within 1 Year	# of K-12 Graduates Transitioning Within 1 Year	% of K-12 Graduates Transitioning Within 1 Year
02020000	Continuing Ed SD 20	10			Msk	Msk
02099088	Cooperative Education	7			4	57%
02099090	On-Line Learning Centre	7			Msk	Msk
020 Sub-total		441	Msk	Msk	Msk	Msk
022 - Vernon						
02222004	Charles Bloom Secondary	75			20	27%
02222007	W L Seaton Secondary	160	9	6%	53	33%
02222017	Vernon Secondary	173	10	6%	48	28%
02222022	Kalamalka Secondary	125	9	7%	39	31%
02222025	Clarence Fulton Secondary	161	Msk	Msk	55	34%
02299077	Open Door Alternate School	5			Msk	Msk
022 Sub-total		699	Msk	Msk	Msk	Msk
023 - Central Okanagan						
02323000	Continuing Ed SD 23	22			7	32%
02323028	George Elliot Secondary	142	Msk	Msk	42	30%
02323044	Rutland Senior Secondary	365	6	2%	126	35%
02323051	Mount Boucherie Senior Secondary	399	7	2%	148	37%
02323059	Okanagan Mission Secondary	147	10	7%	64	44%
02323076	Kelowna Senior Secondary	433	26	6%	172	40%
023 Sub-total		1508	Msk	Msk	559	37%
027 - Cariboo-Chilcotin						
02727047	Columnneetza Secondary	98	Msk	Msk	52	53%
02727056	Peter Skene Ogden Secondary	158	12	8%	48	30%
02727058	Anne Stevenson Secondary	48	Msk	Msk	10	21%
02727069	Williams Lake Secondary School	108	7	6%	52	48%
02799060	Graduation Routes Other Ways	35			12	34%
027 Sub-total		447	Msk	Msk	174	39%
028 - Quesnel						
02828000	Continuing Ed SD 28	Msk		Msk	3	Msk
02828004	Quesnel Secondary School	150	20	13%	40	27%
02828034	Correliou Secondary School	118	21	18%	34	29%
028 Sub-total		270	41	15%	77	29%

K-12 Public School District and School	# of 2002/03 K-12 Graduates	Universities		Colleges		
		# of K-12 Graduates Transitioning Within 1 Year	% of K-12 Graduates Transitioning Within 1 Year	# of K-12 Graduates Transitioning Within 1 Year	% of K-12 Graduates Transitioning Within 1 Year	
033 - Chilliwack						
03333012	Chilliwack Secondary	246	14	6%	94	38%
03333018	Sardis Secondary	308	21	7%	112	36%
03398003	SD 033 Connect Program	11	Msk	Msk	Msk	Msk
03399056	Ed. Ctr Academic Upgrading	13			Msk	Msk
10133000	Fraser Valley Distance Education School	40	Msk	Msk	10	25%
033 Sub-total		618	Msk	Msk	Msk	Msk
034 - Abbotsford						
03434000	Continuing Ed SD 34	Msk		Msk	Msk	Msk
03434022	Abbotsford Senior Secondary	275	19	7%	118	43%
03434029	Career Technical Centre	89			32	36%
03434038	Yale Secondary	253	31	12%	86	34%
03434041	W J Mouat Secondary	242	28	12%	91	38%
03434052	Rick Hansen Secondary	185	18	10%	88	48%
03434054	Robert Bateman Secondary	178	7	4%	76	43%
03499055	Alternate Program	32			11	34%
034 Sub-total		1255	103	8%	Msk	Msk
035 - Langley						
03535019	Langley Secondary	140	13	9%	40	29%
03535020	Aldergrove Community Secondary School	139	11	8%	51	37%
03535029	Langley Fine Arts School	83	17	20%	23	28%
03535031	H D Stafford Secondary School	128	13	10%	29	23%
03535034	D W Poppy Secondary	189	29	15%	53	28%
03535036	Brookwood Secondary	172	24	14%	51	30%
03535041	Mountain Secondary	106	12	11%	37	35%
03535050	Walnut Grove Secondary	298	55	18%	88	30%
03595007	PRP - D/HH R.E. Mountain Secondary	Msk		Msk	Msk	Msk
03599050	Langley Education Centre	86			24	28%
03599092	PASS Program	9	Msk	Msk	Msk	Msk
035 Sub-total		1350	Msk	Msk	Msk	Msk
036 - Surrey						
03636000	Continuing Ed SD 36	72	Msk	Msk	26	36%
03636022	Queen Elizabeth Secondary	338	28	8%	143	42%
03636028	North Surrey Secondary	167	33	20%	72	43%
03636041	Lord Tweedsmuir Secondary	189	28	15%	64	34%
03636045	Johnston Heights Secondary	211	65	31%	71	34%
03636047	Guildford Park Secondary	221	22	10%	71	32%
03636049	Semiahmoo Secondary	320	64	20%	93	29%
03636079	L A Matheson Secondary	160	15	9%	70	44%
03636105	Earl Marriott Secondary	250	40	16%	77	31%
03636106	Frank Hurt Secondary	164	19	12%	73	45%

K-12 Public School District and School	# of 2002/03 K-12 Graduates	Universities		Colleges		
		# of K-12 Graduates Transitioning Within 1 Year	% of K-12 Graduates Transitioning Within 1 Year	# of K-12 Graduates Transitioning Within 1 Year	% of K-12 Graduates Transitioning Within 1 Year	
03636114	Enver Creek Secondary	216	53	25%	100	46%
03636141	Fraser Heights Secondary	198	61	31%	59	30%
03636150	Tamanawis Secondary	204	28	14%	98	48%
03636156	Elgin Park Secondary	212	63	30%	49	23%
03636164	Sullivan Heights Secondary	148	6	4%	52	35%
03636167	Fleetwood Park Secondary	260	44	17%	96	37%
03636175	Clayton Heights Secondary	165	20	12%	50	30%
03636246	Princess Margaret Secondary	224	25	11%	113	50%
03636248	Kwantlen Park Secondary	12	7	58%	Msk	Msk
03699057	South Surrey White Rock Learning Centre	16	Msk	Msk	Msk	Msk
03699059	Cloverdale Learning Centre	15			Msk	Msk
03699062	North Surrey Learning Centre	24			Msk	Msk
03699064	Guildford Learning Centre	9			Msk	Msk
03699121	Newton Learning Centre	24			11	46%
036 Sub-total		3819	Msk	Msk	Msk	Msk
037 - Delta						
03737000	Delta Continuing Education	29			10	34%
03737003	Delta Secondary	246	22	9%	90	37%
03737012	North Delta Senior Secondary	476	72	15%	217	46%
03737037	South Delta Secondary	221	45	20%	81	37%
03737040	Seaquam Secondary	222	80	36%	72	32%
03795008	PRP for Autism and Related Disorders	Msk		Msk	Msk	Msk
03799080	Delta Alternate School	53			14	26%
037 Sub-total		1250	219	18%	Msk	Msk
038 - Richmond						
03838000	Continuing Ed SD 38	76	Msk	Msk	35	46%
03838011	Richmond Secondary	203	84	41%	65	32%
03838018	Steveston Secondary	182	91	50%	49	27%
03838024	R C Palmer Secondary	167	54	32%	77	46%
03838031	Hugh Boyd Secondary	155	36	23%	69	45%
03838033	Hugh McRoberts Secondary	164	36	22%	76	46%
03838042	J N Burnett Secondary	245	97	40%	90	37%
03838044	Matthew McNair Secondary	215	48	22%	106	49%
03838045	Charles E London Secondary	197	75	38%	69	35%
03838058	Cambie Secondary	197	57	29%	92	47%
03838062	Robert Alexander McMath Secondary	156	49	31%	64	41%
038 Sub-total		1957	Msk	Msk	792	40%

K-12 Public School District and School	# of 2002/03 K-12 Graduates	Universities		Colleges		
		# of K-12 Graduates Transitioning Within 1 Year	% of K-12 Graduates Transitioning Within 1 Year	# of K-12 Graduates Transitioning Within 1 Year	% of K-12 Graduates Transitioning Within 1 Year	
039 - Vancouver						
03939000	Continuing Ed SD 39	353	40	11%	147	42%
03939001	King George Secondary	62	16	26%	29	47%
03939003	Magee Secondary	221	93	42%	66	30%
03939004	Britannia Community Secondary	93	25	27%	42	45%
03939006	Kitsilano Secondary	255	62	24%	80	31%
03939007	John Oliver Secondary	166	27	16%	83	50%
03939008	Lord Byng Secondary	182	69	38%	49	27%
03939010	Templeton Secondary	178	52	29%	75	42%
03939011	Vancouver Technical Secondary	261	57	22%	102	39%
03939012	Point Grey Secondary	219	97	44%	65	30%
03939014	Gladstone Secondary	201	59	29%	96	48%
03939015	Sir Winston Churchill Secondary	344	190	55%	109	32%
03939016	Killarney Secondary	330	106	32%	148	45%
03939017	Sir Charles Tupper Secondary	133	28	21%	73	55%
03939018	David Thompson Secondary	280	112	40%	129	46%
03939019	Prince of Wales Secondary	218	101	46%	60	28%
03939020	Windermere Community Secondary	187	50	27%	101	54%
03939022	Eric Hamber Secondary	299	106	35%	111	37%
03939024	University Hill Secondary	75	43	57%	10	13%
03995051	University Transition Program	10	7	70%	Msk	Msk
03998004	SD 039 Connect Program	10	Msk	Msk	Msk	Msk
10139000	Greater Vancouver Distance Ed.	88	17	19%	34	39%
039 Sub-total		4165	Msk	Msk	Msk	Msk
040 - New Westminister						
04040000	Continuing Ed SD 40	23	Msk	Msk	7	30%
04040008	New Westminister Secondary	305	69	23%	115	38%
04099124	Sigma	8			Msk	Msk
04099126	Power Program	5			Msk	Msk
040 Sub-total		341	Msk	Msk	Msk	Msk

K-12 Public School District and School	# of 2002/03 K-12 Graduates	Universities		Colleges		
		# of K-12 Graduates Transitioning Within 1 Year	% of K-12 Graduates Transitioning Within 1 Year	# of K-12 Graduates Transitioning Within 1 Year	% of K-12 Graduates Transitioning Within 1 Year	
041 - Burnaby						
04141000	Burnaby Continuing Education	54	5	9%	20	37%
04141001	Burnaby Central Secondary	243	73	30%	95	39%
04141002	Burnaby North Secondary	384	174	45%	119	31%
04141005	Alpha Secondary	215	63	29%	86	40%
04141007	Cariboo Hill Secondary	158	44	28%	64	41%
04141011	Moscrop Secondary	200	76	38%	76	38%
04141062	Burnaby South Secondary	361	133	37%	142	39%
04141063	Burnaby Mountain Secondary	165	45	27%	68	41%
04141066	Canada Way Learning Centre	5			Msk	Msk
041 Sub-total		1785	613	34%	Msk	Msk
042 - Maple Ridge-Pitt Meadows						
04242000	Continuing Ed SD 42	21			Msk	Msk
04242001	Maple Ridge Secondary	235	32	14%	74	31%
04242002	Garibaldi Secondary	182	7	4%	64	35%
04242003	Pitt Meadows Secondary	159	16	10%	62	39%
04242004	Westview Secondary	184	24	13%	44	24%
04242038	Thomas Haney Centre	127	10	8%	56	44%
042 Sub-total		908	89	10%	Msk	Msk
043 - Coquitlam						
04343000	Continuing Ed SD 43	11	Msk	Msk	Msk	Msk
04343076	Centennial School	421	123	29%	147	35%
04343080	Dr. Charles Best Secondary School	201	53	26%	53	26%
04343088	Port Moody Secondary	350	121	35%	108	31%
04343125	Gleneagle Secondary School	376	108	29%	137	36%
04343130	Pinetree Secondary School	360	145	40%	108	30%
04343132	Riverside Secondary	311	70	23%	112	36%
04343136	Terry Fox Secondary	347	78	22%	128	37%
043 Sub-total		2377	Msk	Msk	Msk	Msk
044 - North Vancouver						
04444000	Continuing Ed SD 44	48	5	10%	24	50%
04444012	Sutherland Secondary	193	59	31%	45	23%
04444022	Argyle Secondary	269	57	21%	113	42%
04444025	Handsworth Secondary School	246	92	37%	76	31%
04444026	Windsor Secondary	156	32	21%	71	46%
04444036	Carson Graham Secondary	240	48	20%	99	41%
04444047	Seycove Secondary Community	147	23	16%	59	40%
044 Sub-total		1299	316	24%	487	37%

K-12 Public School District and School	# of 2002/03 K-12 Graduates	Universities		Colleges		
		# of K-12 Graduates Transitioning Within 1 Year	% of K-12 Graduates Transitioning Within 1 Year	# of K-12 Graduates Transitioning Within 1 Year	% of K-12 Graduates Transitioning Within 1 Year	
045 - West Vancouver						
04545010	Sentinel Secondary	184	74	40%	44	24%
04545015	West Vancouver Secondary	388	103	27%	120	31%
045 Sub-total		572	177	31%	164	29%
046 - Sunshine Coast						
04646008	Elphinstone Secondary	119	27	23%	27	23%
04646012	Pender Harbour Elem-Secondary	24	6	25%	5	21%
04646017	Chatelech Secondary	125	14	11%	26	21%
04699076	Sunshine Coast Alternative School	6	Msk	Msk	Msk	Msk
046 Sub-total		274	Msk	Msk	Msk	Msk
047 - Powell River						
04747004	Westview Learning Centre	Msk		Msk	Msk	Msk
04747012	Max Cameron Secondary	117	13	11%	53	45%
04747021	Brooks Secondary	100	4	4%	46	46%
047 Sub-total		220	17	8%	Msk	Msk
048 - Howe Sound						
04848004	Howe Sound Secondary	186	29	16%	51	27%
04848021	Pemberton Secondary School	31	Msk	Msk	11	35%
04848022	Whistler Secondary	43	14	33%	Msk	Msk
048 Sub-total		260	Msk	Msk	Msk	Msk
049 - Central Coast						
04949002	Sir Alexander Mackenzie Secondary	16	Msk	Msk	5	31%
049 Sub-total		16	Msk	Msk	5	31%
050 - Haida Gwaii/Queen Charlotte						
05050001	George M Dawson Secondary	21	Msk	Msk	5	24%
05050012	Queen Charlotte Secondary	16	Msk	Msk	9	56%
050 Sub-total		37	Msk	Msk	14	38%
051 - Boundary						
05112002	Grand Forks Secondary School	92	5	5%	36	39%
05113010	Boundary Central Secondary	38	Msk	Msk	7	18%
051 Sub-total		130	Msk	Msk	43	33%
052 - Prince Rupert						
05252009	Prince Rupert Secondary	89	16	18%	42	47%
05252017	Hartley Bay Elem-Jr Secondary	Msk		Msk	Msk	Msk
05252018	Charles Hays Secondary	93	7	8%	43	46%
05299087	Kaien Island Alternate School	12			7	58%
052 Sub-total		195	23	12%	93	48%

K-12 Public School District and School	# of 2002/03 K-12 Graduates	Universities		Colleges		
		# of K-12 Graduates Transitioning Within 1 Year	% of K-12 Graduates Transitioning Within 1 Year	# of K-12 Graduates Transitioning Within 1 Year	% of K-12 Graduates Transitioning Within 1 Year	
053 - Okanagan						
05314001	Southern Okanagan Secondary	95	6	6%	32	34%
05314008	Osoyoos Secondary	62	10	16%	17	27%
05316004	Similkameen Elem-Secondary	39	Msk	Msk	12	31%
05353000	Okanagan Similkameen Learning Centre	10			Msk	Msk
053 Sub-total		206	Msk	Msk	Msk	Msk
054 - Bulkley Valley						
05454011	Houston Secondary	53	9	17%	12	23%
05454013	Smithers Secondary	146	13	9%	46	32%
054 Sub-total		199	22	11%	58	29%
057 - Prince George						
05757000	Continuing Ed SD 57	43	Msk	Msk	10	23%
05757012	Duchess Park Secondary	143	27	19%	52	36%
05757036	Prince George Secondary School	303	35	12%	110	36%
05757047	Kelly Road Secondary	200	29	15%	65	33%
05757074	Valemount Secondary	17	Msk	Msk	5	29%
05757075	McBride Secondary	16	Msk	Msk	6	38%
05757079	Mackenzie Secondary	75	5	7%	38	51%
05757100	D P Todd Secondary	99	19	19%	37	37%
05757101	College Heights Secondary	157	32	20%	61	39%
10157000	Central Interior Distance Ed.	16			5	31%
057 Sub-total		1069	Msk	Msk	389	36%
058 - Nicola-Similkameen						
05817008	Princeton Secondary	43			8	19%
05831005	Merritt Secondary	103	Msk	Msk	34	33%
05898002	SCIDES CoNnect School	5			3	60%
10131000	South Central Interior Distance Ed.	19			5	26%
058 Sub-total		170	Msk	Msk	50	29%
059 - Peace River South						
05959000	South Peace Continuing Education Centre	Msk		Msk	Msk	Msk
05959008	South Peace Secondary	185	7	4%	69	37%
05959011	Chetwynd Secondary	80	9	11%	45	56%
05959027	Tumbler Ridge Secondary	24			7	29%
05999102	SD 59 Electronic Education	Msk		Msk	Msk	Msk
059 Sub-total		290	16	6%	Msk	Msk
060 - Peace River North						
06060015	North Peace Secondary	314	9	3%	116	37%
06060039	Prespatou Elem-Secondary	7			Msk	Msk
06060060	Hudson's Hope School	16			5	31%

K-12 Public School District and School		# of 2002/03 K-12 Graduates	Universities		Colleges	
			# of K-12 Graduates Transitioning Within 1 Year	% of K-12 Graduates Transitioning Within 1 Year	# of K-12 Graduates Transitioning Within 1 Year	% of K-12 Graduates Transitioning Within 1 Year
06098006	SD 060 Connect Program	Msk		Msk	Msk	Msk
10160000	Northern BC Distance Ed.	5			Msk	Msk
060 Sub-total		340	9	3%	Msk	Msk
061 - Greater Victoria						
06161000	Continuing Ed SD 61	Msk		Msk	Msk	Msk
06161006	Victor School	Msk		Msk	Msk	Msk
06161018	Victoria High School	302	34	11%	61	20%
06161024	Oak Bay Secondary	223	60	27%	57	26%
06161048	Esquimalt High School	144	23	16%	30	21%
06161049	Mount Douglas Secondary	345	100	29%	71	21%
06161057	Reynolds Secondary	140	14	10%	51	36%
06161063	Spectrum Community	239	19	8%	63	26%
06161064	Lambrick Park Secondary	110	29	26%	36	33%
06199015	Girls' Alternative Program	Msk		Msk	Msk	Msk
061 Sub-total		1510	279	18%	Msk	Msk
062 - Sooke						
06262000	Westshore Centre for Learning & Training	24			Msk	Msk
06262013	Belmont Secondary	369	52	14%	79	21%
06262033	Edward Milne Community School	91	6	7%	22	24%
06299042	Western Opportunity Network	7			Msk	Msk
06299043	Byte Alternate Program	26			Msk	Msk
062 Sub-total		517	58	11%	Msk	Msk
063 - Saanich						
06363006	Children's Development Centre	Msk	Msk	Msk		Msk
06363020	Stelly's Secondary School	251	54	22%	49	20%
06363021	Claremont Secondary School	249	61	24%	66	27%
06363022	Parkland Secondary School	170	30	18%	49	29%
06398007	SD 063 Connect Program	20	Msk	Msk	8	40%
06399075	SD 63 Individual Learning Centre	22			5	23%
10163000	South Island Distance Ed.	27	Msk	Msk	9	33%
063 Sub-total		740	Msk	Msk	186	25%
064 - Gulf Islands						
06464010	Gulf Islands Secondary	122	19	16%	35	29%
064 Sub-total		122	19	16%	35	29%
067 - Okanagan Skaha						
06715002	Penticton Secondary	418	34	8%	111	27%
06777002	Summerland Secondary	156	22	14%	29	19%
067 Sub-total		574	56	10%	140	24%

K-12 Public School District and School	# of 2002/03 K-12 Graduates	Universities		Colleges		
		# of K-12 Graduates Transitioning Within 1 Year	% of K-12 Graduates Transitioning Within 1 Year	# of K-12 Graduates Transitioning Within 1 Year	% of K-12 Graduates Transitioning Within 1 Year	
068 - Nanaimo-Ladysmith						
06868001	Nanaimo District Secondary	209	11	5%	91	44%
06868002	Ladysmith Secondary	99	8	8%	52	53%
06868007	Cedar Community Secondary	84	Msk	Msk	31	37%
06868010	Dover Bay Secondary	275	26	9%	120	44%
06868011	John Barsby Community School	73	Msk	Msk	36	49%
06868013	Woodlands Secondary	119	8	7%	48	40%
06868015	Wellington Secondary	141	8	6%	67	48%
06899022	Vast Centre	Msk		Msk	Msk	Msk
068 Sub-total		1005	Msk	Msk	Msk	Msk
069 - Qualicum						
06969012	Ecole Secondaire Ballenas Secondary	195	14	7%	53	27%
06969014	Kwalikum Secondary	135	7	5%	50	37%
06999123	Pass/Woodwinds Alternate	8			Msk	Msk
069 Sub-total		338	21	6%	Msk	Msk
070 - Alberni						
07070001	Alberni District Secondary	259	30	12%	108	42%
07070005	Ucluelet Secondary	20	Msk	Msk	5	25%
07099041	Alternate Schools	11			Msk	Msk
070 Sub-total		290	Msk	Msk	Msk	Msk
071 - Comox Valley						
07171040	Georges P Vanier Secondary	385	26	7%	134	35%
07171041	Highland Secondary	228	25	11%	75	33%
07198008	SD 071 Connect Program	7			Msk	Msk
10171000	North Island Distance Ed.	22			Msk	Msk
071 Sub-total		642	51	8%	Msk	Msk
072 - Campbell River						
07272010	Carihi Secondary	211	20	9%	56	27%
07272012	Timberline Secondary School	257	18	7%	97	38%
07299073	Elm Street Alternate School	5			Msk	Msk
072 Sub-total		473	38	8%	Msk	Msk
073 - Kamloops/Thompson						
07324012	South Kamloops Secondary	132	18	14%	62	47%
07324030	John Peterson Secondary	95	9	9%	52	55%
07324035	Chase Secondary	54	Msk	Msk	16	30%
07324043	Brocklehurst Secondary	118			50	42%
07324044	Norkam Secondary	154	Msk	Msk	68	44%
07324045	Valleyview Secondary	123	7	6%	56	46%

K-12 Public School District and School		# of 2002/03 K-12 Graduates	Universities		Colleges	
			# of K-12 Graduates Transitioning Within 1 Year	% of K-12 Graduates Transitioning Within 1 Year	# of K-12 Graduates Transitioning Within 1 Year	% of K-12 Graduates Transitioning Within 1 Year
07324048	Barriere Secondary	38	Msk	Msk	12	32%
07324055	Westsyde Secondary	121	Msk	Msk	56	46%
07324057	Sa-hali Secondary	141	8	6%	68	48%
07324070	Logan Lake Elem-Secondary	20			10	50%
07326005	Clearwater Secondary School	53	Msk	Msk	20	38%
07399042	Kamloops Community Learning Centre	8	Msk	Msk	5	63%
073 Sub-total		1057	Msk	Msk	475	45%
074 - Gold Trail						
07429015	Lillooet Secondary	46	Msk	Msk	13	28%
07430010	Kumsheen Elem-Secondary	6			Msk	Msk
07430015	David Stoddart Secondary	11			Msk	Msk
07430016	Ashcroft Secondary	29			11	38%
07474017	Venables Valley Community School	Msk		Msk	Msk	Msk
07499134	Gold Trail Open Learning Program	Msk		Msk	Msk	Msk
074 Sub-total		100	Msk	Msk	Msk	Msk
075 - Mission						
07575000	Continuing Ed SD 75	12			Msk	Msk
07575012	Cedar Valley School	9			Msk	Msk
07575014	Mission Secondary	109	Msk	Msk	34	31%
07575022	Hatzic Secondary School	94	7	7%	29	31%
07575033	Heritage Park Secondary	116	5	4%	34	29%
075 Sub-total		340	Msk	Msk	Msk	Msk
078 - Fraser-Cascade						
07832003	Hope Secondary	81	Msk	Msk	33	41%
07832004	Boston Bar Elem-Secondary	Msk		Msk	Msk	Msk
07876003	Agassiz Elem-Secondary	60	Msk	Msk	21	35%
07878000	Continuing Ed SD 78	Msk		Msk	Msk	Msk
078 Sub-total		145	Msk	Msk	56	39%
079 - Cowichan Valley						
07965009	Cowichan Secondary	256	33	13%	92	36%
07965026	Charles Hoey Special	Msk		Msk	Msk	Msk
07965033	Chemainus Secondary	74	8	11%	25	34%
07965039	Frances Kelsey Secondary	156	25	16%	54	35%
07966004	Lake Cowichan Secondary	55	Msk	Msk	20	36%
079 Sub-total		540	Msk	Msk	Msk	Msk
081 - Fort Nelson						
08181013	Fort Nelson Secondary	53	Msk	Msk	26	49%
081 Sub-total		53	Msk	Msk	26	49%

K-12 Public School District and School	# of 2002/03 K-12 Graduates	Universities		Colleges		
		# of K-12 Graduates Transitioning Within 1 Year	% of K-12 Graduates Transitioning Within 1 Year	# of K-12 Graduates Transitioning Within 1 Year	% of K-12 Graduates Transitioning Within 1 Year	
082 - Coast Mountains						
08280002	Mount Elizabeth Secondary	168	21	13%	62	37%
08280007	Kitimat City High	11			Msk	Msk
08288006	Hazelton Secondary	47	Msk	Msk	24	51%
08288024	Caledonia Sr Secondary	229	14	6%	102	45%
08288028	Bear Valley School	Msk	Msk	Msk	Msk	Msk
08298009	SD 082 Connect Program	Msk		Msk	Msk	Msk
10188000	North Coast Distance Ed.	14	Msk	Msk	Msk	Msk
082 Sub-total		475	Msk	Msk	Msk	Msk
083 - North Okanagan-Shuswap						
08321004	Pleasant Valley Secondary	135	10	7%	33	24%
08383000	Gateway Community Learning Centre	13			Msk	Msk
08383035	Salmon Arm Senior Secondary	350	21	6%	103	29%
08389002	A L Fortune Secondary	81	Msk	Msk	17	21%
08389010	Eagle River Secondary	50			17	34%
08399072	Salmon Arm Storefront	6			Msk	Msk
083 Sub-total		635	Msk	Msk	Msk	Msk
084 - Vancouver Island West						
08484012	Gold River Secondary	18	Msk	Msk	6	33%
08484022	Captain Meares Elem-Secondary	7			Msk	Msk
084 Sub-total		25	Msk	Msk	Msk	Msk
085 - Vancouver Island North						
08585000	Continuing Ed SD 85	Msk		Msk	Msk	Msk
08585018	North Island Secondary	88	8	9%	39	44%
08585026	Port Hardy Secondary	63	Msk	Msk	23	37%
085 Sub-total		155	Msk	Msk	Msk	Msk
087 - Stikine						
08787011	Dease Lake School	5			Msk	Msk
087 Sub-total		5			Msk	Msk
091 - Nechako Lakes						
09155006	Lakes District Secondary	73	8	11%	17	23%
09156002	Fraser Lake Elem-Secondary	42	Msk	Msk	11	26%
09156007	Fort St James Secondary	50	Msk	Msk	15	30%
09156008	Nechako Valley Secondary	100	12	12%	18	18%
09191000	Continuing Ed SD 91	19			Msk	Msk
09199085	Nechako Electronic Busing	Msk		Msk	Msk	Msk
091 Sub-total		290	Msk	Msk	Msk	Msk
092 - Nisga'a						
09292007	Nisga'a Elementary Secondary	19	6	32%	Msk	Msk
092 Sub-total		19	6	32%	Msk	Msk

K-12 Public School District and School	# of 2002/03 K-12 Graduates	Universities		Colleges		
		# of K-12 Graduates Transitioning Within 1 Year	% of K-12 Graduates Transitioning Within 1 Year	# of K-12 Graduates Transitioning Within 1 Year	% of K-12 Graduates Transitioning Within 1 Year	
093 - Conseil scolaire francophone						
09336050	Ecole Gabrielle-Roy	7			Msk	Msk
09339006	Kitsilano Secondary	17	Msk	Msk	8	47%
09346017	Chatelech Secondary	9	Msk	Msk	Msk	Msk
09347021	Ecole Cote du Soleil	8	Msk	Msk	Msk	Msk
09357012	Duchess Park Secondary	8	Msk	Msk	Msk	Msk
09361023	L'ecole Victor Brodeur	14	Msk	Msk	Msk	Msk
09371041	Highland Secondary	Msk		Msk	Msk	Msk
09377002	Summerland Secondary	7			Msk	Msk
	093 Sub-total	70	Msk	Msk	Msk	Msk
	Public School Sub-total	40173	6724	17%	14147	35%
Independent Schools by City						
Abbotsford						
03496020	Mennonite Educational Institute	163	Msk	Msk	63	39%
03496069	Abbotsford Christian School	93	Msk	Msk	26	28%
03496320	Cornerstone Christian School	9			Msk	Msk
03496595	St John Brebeuf	56	6	11%	28	50%
Ahousat						
07097490	Maaqtusiis School	Msk		Msk	Msk	Msk
Aldergrove						
03596061	Fraser Valley Adventist Academy	24			Msk	Msk
Burnaby						
04196031	St Thomas More Collegiate	119	45	38%	38	32%
Campbell River						
07296335	Campbell River Christian School	17	Msk	Msk	6	35%
Chilliwack						
03396209	Timothy Christian School	27			15	56%
03396251	Highroad Academy	18			5	28%
03396354	Mount Cheam Christian School	Msk		Msk	Msk	Msk
03396688	Unity Christian School	19			8	42%
Coquitlam						
04396349	Coquitlam College	18			7	39%
04396588	Traditional Learning Academy	Msk	Msk	Msk	Msk	Msk
Dawson Creek						
05996252	Mountain Christian School	5			Msk	Msk
Delta						
03796516	Marlborough Private School	5			Msk	Msk

K-12 Public School District and School	# of 2002/03 K-12 Graduates	Universities		Colleges		
		# of K-12 Graduates Transitioning Within 1 Year	% of K-12 Graduates Transitioning Within 1 Year	# of K-12 Graduates Transitioning Within 1 Year	% of K-12 Graduates Transitioning Within 1 Year	
Douglas Lake						
05896632	CN Woodward Independent School	Msk		Msk	Msk	Msk
Duncan						
07996017	Queen Margaret's	21	6	29%	6	29%
07996086	Duncan Christian School	20			6	30%
Fort St John						
06096473	Christian Life School	Msk	Msk	Msk		Msk
Grindrod						
08396714	Christian Home E-School (DL)	Msk		Msk	Msk	Msk
Houston						
05496091	Houston Christian School	11	Msk	Msk	Msk	Msk
Kamloops						
07396194	St Ann's Academy	56	Msk	Msk	38	68%
07396280	Kamloops Christian School	18			9	50%
Kelowna						
02396013	Immaculata Regional High School	49			27	55%
02396023	Okanagan Adventist Academy	10			Msk	Msk
02396281	Kelowna Christian School	60	Msk	Msk	19	32%
02396479	Heritage Christian School	9			Msk	Msk
Ladysmith						
07997002	Stu"ate Lelum Secondary School	Msk		Msk		Msk
Langley						
03596289	Credo Christian High School	74			27	36%
03596311	Langley Christian	67	Msk	Msk	20	30%
Lillooet						
07496333	Fountainview Academy	15				
Lytton						
07497493	Stein Valley Nlakapamux School	Msk		Msk		Msk
Maple Ridge						
04296099	Maple Ridge Christian School	19	5	26%	Msk	Msk
04296673	Meadowridge Secondary	14	9	64%	Msk	Msk
Mill Bay						
07996005	Brentwood College	101	24	24%	11	11%
Milner						
03596376	King's School	7			Msk	Msk
Mission						
07596034	Seminary of Christ the King	5				

K-12 Public School District and School	# of 2002/03 K-12 Graduates	Universities		Colleges		
		# of K-12 Graduates Transitioning Within 1 Year	% of K-12 Graduates Transitioning Within 1 Year	# of K-12 Graduates Transitioning Within 1 Year	% of K-12 Graduates Transitioning Within 1 Year	
Nanaimo						
06896256	Nanaimo Christian School	9			Msk	Msk
06896650	Malaspina International High School	42			28	67%
New Westminster						
04096313	Dorset College	Msk	Msk	Msk		Msk
04096707	Purpose Independent Secondary School	13	Msk	Msk	Msk	Msk
North Vancouver						
03996551	Bodwell High School	36	7	19%	Msk	Msk
04496062	St Thomas Aquinas	86	16	19%	44	51%
Port Coquitlam						
04396579	British Columbia Christian Academy	7	Msk	Msk		
04396629	Archbishop Carney Secondary	119	40	34%	44	37%
Prince George						
05796230	Cedars Christian School	15	Msk	Msk	Msk	Msk
Richmond						
03896178	Richmond Christian School	25	Msk	Msk	11	44%
03896563	Richmond International High School/College	16	Msk	Msk	Msk	Msk
03896607	Dogwood School	Msk		Msk		Msk
Salmon Arm						
08396240	King's Christian School	7	Msk	Msk		
Shawnigan Lake						
07996006	Shawnigan Lake	108	13	12%	15	14%
07996421	Maxwell International Baha'i School	29	Msk	Msk	8	28%
Smithers						
05496124	Bulkley Valley Christian School	36			11	31%
Summerland						
06796593	Glenfir School	11	Msk	Msk	Msk	Msk
Surrey						
03696015	Fraser Valley Christian High	108	16	15%	30	28%
03696048	Relevant High	5	Msk	Msk	Msk	Msk
03696166	Holy Cross Regional High School	131	27	21%	63	48%
03696309	White Rock Christian Academy	18	5	28%	Msk	Msk
03696394	Pacific Academy	104	33	32%	23	22%
03696476	Regent Christian Academy	14	Msk	Msk	5	36%
03696484	Heritage Christian School	Msk		Msk		Msk
03696669	Southridge Senior Secondary	41	20	49%	Msk	Msk

K-12 Public School District and School	# of 2002/03 K-12 Graduates	Universities		Colleges		
		# of K-12 Graduates Transitioning Within 1 Year	% of K-12 Graduates Transitioning Within 1 Year	# of K-12 Graduates Transitioning Within 1 Year	% of K-12 Graduates Transitioning Within 1 Year	
Terrace						
08296183	Centennial Christian School	6			Msk	Msk
Vancouver						
03996002	St George's School	144	52	36%	6	4%
03996004	Crofton House	75	25	33%	5	7%
03996007	Vancouver College	140	56	40%	50	36%
03996011	York House School	52	26	50%	Msk	Msk
03996019	Little Flower Academy	89	54	61%	22	25%
03996022	Notre Dame Regional Secondary	127	28	22%	69	54%
03996030	St Patrick Regional Secondary	93	17	18%	50	54%
03996319	Columbia College	5	Msk	Msk	Msk	Msk
03996332	Fraser Academy	16			6	38%
03996364	Glen Eden School	Msk		Msk	Msk	Msk
03996435	St John's School	14	Msk	Msk	6	43%
03996451	King David High School	8	Msk	Msk		
03996497	Kingston High School	49	13	27%	18	37%
03996527	St John's International	7	Msk	Msk	Msk	Msk
03996538	Royal Canadian College	23	11	48%	Msk	Msk
03996645	West Point Grey Academy	30	12	40%	6	20%
03996659	Century High School	19	Msk	Msk	Msk	Msk
Victoria						
06196008	St Michaels University School - Senior	137	47	34%	13	9%
06196010	St Margaret's	49	20	41%	14	29%
06196021	Glenlyon Norfolk School	65	29	45%	8	12%
06196084	Pacific Christian School	70	14	20%	20	29%
06196341	St Andrew's Regional High	64	21	33%	16	25%
06196440	Greater Victoria Christian Academy	5				
06296461	Lighthouse Christian Academy	10	Msk	Msk	Msk	Msk
Waglisla						
04997012	Bella Bella Community School	12			Msk	Msk
West Vancouver						
04596367	Collingwood School	93	24	26%	10	11%
Williams Lake						
02796177	Cariboo Adventist Academy	10	Msk	Msk	Msk	Msk
Independent School Sub-total		3546	777	22%	1038	29%
Combined Sub-total		43719	7501	17%	15185	35%
Total Post-Secondary Transitions				22686		

Appendix III

Where are these students from? – Grouped by University

Note: "Msk" (abbreviation of Mask) indicates that the cell is based on one through four students and has been masked to comply with provisions of Freedom of Information and Protection of Privacy Act.

Table 6: Transitions to BC Public University by BC K-12 Public School District

Institution		# of 2002/03 K-12 Graduates	Students	
			# of K-12 Graduates Transitioning Within 1 Year	% of K-12 Graduates Transitioning Within 1 Year
Simon Fraser University				
008	Kootenay Lake	478	Msk	Msk
019	Revelstoke	102	Msk	Msk
020	Kootenay-Columbia	441	Msk	Msk
022	Vernon	724	5	1%
023	Central Okanagan	1516	17	1%
027	Cariboo-Chilcotin	447	Msk	Msk
028	Quesnel	282	Msk	Msk
033	Chilliwack	618	7	1%
034	Abbotsford	1257	26	2%
035	Langley	1353	85	6%
036	Surrey	3819	271	7%
037	Delta	1248	70	6%
038	Richmond	1957	131	7%
039	Vancouver	4165	313	8%
040	New Westminster	341	34	10%
041	Burnaby	1786	343	19%
042	Maple Ridge-Pitt Meadows	913	49	5%
043	Coquitlam	2377	435	18%
044	North Vancouver	1299	108	8%
045	West Vancouver	572	32	6%
046	Sunshine Coast	274	Msk	Msk
047	Powell River	220	Msk	Msk
048	Howe Sound	260	8	3%
049	Central Coast	16	Msk	Msk
052	Prince Rupert	196	7	4%
054	Bulkley Valley	199	Msk	Msk
057	Prince George	1069	6	1%
059	Peace River South	292	Msk	Msk
061	Greater Victoria	1509	Msk	Msk
062	Sooke	517	Msk	Msk
063	Saanich	740	7	1%
064	Gulf Islands	124	Msk	Msk
067	Okanagan Skaha	574	5	1%
068	Nanaimo-Ladysmith	1003	Msk	Msk
069	Qualicum	338	Msk	Msk
070	Alberni	290	Msk	Msk
071	Comox Valley	643	Msk	Msk
072	Campbell River	473	Msk	Msk
073	Kamloops/Thompson	1067	11	1%
075	Mission	353	7	2%

Institution		# of 2002/03 K-12 Graduates	Students	
			# of K-12 Graduates Transitioning Within 1 Year	% of K-12 Graduates Transitioning Within 1 Year
078	Fraser-Cascade	147	Msk	Msk
079	Cowichan Valley	547	Msk	Msk
082	Coast Mountains	476	7	1%
083	North Okanagan-Shuswap	638	8	1%
085	Vancouver Island North	153	Msk	Msk
091	Nechako Lakes	288	Msk	Msk
093	Conseil scolaire francophone	79	Msk	Msk
Ind	Abbotsford Christian School	93	Msk	Msk
Ind	Fraser Valley Christian High	108	9	8%
Ind	Brentwood College	101	Msk	Msk
Ind	St Ann's Academy	56	Msk	Msk
Ind	St John Brebeuf	56	Msk	Msk
Ind	Holy Cross Regional High School	131	21	16%
Ind	Notre Dame Regional Secondary	127	15	12%
Ind	St Patrick Regional Secondary	93	Msk	Msk
Ind	Archbishop Carney Secondary	119	31	26%
Ind	St Thomas Aquinas	86	7	8%
Ind	St Andrew's Regional High	64	Msk	Msk
Ind	Maple Ridge Christian School	19	Msk	Msk
Ind	Langley Christian	67	Msk	Msk
Ind	Mennonite Educational Institute	163	Msk	Msk
Ind	Queen Margaret's	21	Msk	Msk
Ind	Relevant High	5	Msk	Msk
Ind	Richmond Christian School	25	Msk	Msk
Ind	St George's School	144	Msk	Msk
Ind	St Margaret's	49	Msk	Msk
Ind	St Michaels University School - Senior	137	Msk	Msk
Ind	St Thomas More Collegiate	119	27	23%
Ind	Shawnigan Lake	108	Msk	Msk
Ind	Little Flower Academy	89	11	12%
Ind	Vancouver College	140	7	5%
Ind	York House School	52	Msk	Msk
Ind	Pacific Academy	104	13	13%
Ind	Collingwood School	93	5	5%
Ind	Meadowridge Secondary	14	Msk	Msk
Ind	St John's School	14	Msk	Msk
Ind	Regent Christian Academy	14	Msk	Msk
Ind	Royal Canadian College	23	9	39%
Ind	Bodwell High School	36	Msk	Msk
Ind	Kingston High School	49	Msk	Msk
Ind	Traditional Learning Academy	Msk	Msk	Msk
Ind	Richmond International High Sch/College	16	Msk	Msk
Ind	British Columbia Christian Academy	7	Msk	Msk
Ind	Southridge Senior Secondary	41	5	12%
Ind	West Point Grey Academy	30	Msk	Msk
University of British Columbia				
005	Southeast Kootenay	542	Msk	Msk
006	Rocky Mountain	310	Msk	Msk
008	Kootenay Lake	478	7	1%
019	Revelstoke	102	Msk	Msk

Institution		# of 2002/03 K-12 Graduates	Students	
			# of K-12 Graduates Transitioning Within 1 Year	% of K-12 Graduates Transitioning Within 1 Year
020	Kootenay-Columbia	441	6	1%
022	Vernon	724	14	2%
023	Central Okanagan	1516	18	1%
027	Cariboo-Chilcotin	447	10	2%
028	Quesnel	282	7	2%
033	Chilliwack	618	22	4%
034	Abbotsford	1257	55	4%
035	Langley	1353	56	4%
036	Surrey	3819	285	7%
037	Delta	1248	132	11%
038	Richmond	1957	482	25%
039	Vancouver	4165	965	23%
040	New Westminster	341	30	9%
041	Burnaby	1786	263	15%
042	Maple Ridge-Pitt Meadows	913	28	3%
043	Coquitlam	2377	226	10%
044	North Vancouver	1299	176	14%
045	West Vancouver	572	103	18%
046	Sunshine Coast	274	15	5%
047	Powell River	220	6	3%
048	Howe Sound	260	22	8%
051	Boundary	130	Msk	Msk
052	Prince Rupert	196	8	4%
053	Okanagan Similkameen	206	9	4%
054	Bulkley Valley	199	Msk	Msk
057	Prince George	1069	Msk	Msk
058	Nicola-Similkameen	177	Msk	Msk
059	Peace River South	292	Msk	Msk
060	Peace River North	346	Msk	Msk
061	Greater Victoria	1509	20	1%
062	Sooke	517	6	1%
063	Saanich	740	7	1%
064	Gulf Islands	124	Msk	Msk
067	Okanagan Skaha	574	23	4%
068	Nanaimo-Ladysmith	1003	33	3%
069	Qualicum	338	9	3%
070	Alberni	290	9	3%
071	Comox Valley	643	17	3%
072	Campbell River	473	9	2%
073	Kamloops/Thompson	1067	20	2%
075	Mission	353	7	2%
078	Fraser-Cascade	147	Msk	Msk
079	Cowichan Valley	547	14	3%
082	Coast Mountains	476	6	1%
083	North Okanagan-Shuswap	638	8	1%
084	Vancouver Island West	25	Msk	Msk
085	Vancouver Island North	153	Msk	Msk
093	Conseil scolaire francophone	79	Msk	Msk
Ind	Abbotsford Christian School	93	Msk	Msk
Ind	Fraser Valley Christian High	108	7	6%
Ind	Brentwood College	101	12	12%

Institution		# of 2002/03 K-12 Graduates	Students	
			# of K-12 Graduates Transitioning Within 1 Year	% of K-12 Graduates Transitioning Within 1 Year
Ind	St Ann's Academy	56	Msk	Msk
Ind	St John Brebeuf	56	Msk	Msk
Ind	Holy Cross Regional High School	131	Msk	Msk
Ind	Notre Dame Regional Secondary	127	13	10%
Ind	St Patrick Regional Secondary	93	15	16%
Ind	Archbishop Carney Secondary	119	8	7%
Ind	St Thomas Aquinas	86	5	6%
Ind	Crofton House	75	23	31%
Ind	Maple Ridge Christian School	19	Msk	Msk
Ind	Kelowna Christian School	60	Msk	Msk
Ind	Langley Christian	67	Msk	Msk
Ind	Mennonite Educational Institute	163	Msk	Msk
Ind	Relevant High	5	Msk	Msk
Ind	Richmond Christian School	25	Msk	Msk
Ind	St George's School	144	42	29%
Ind	St Margaret's	49	Msk	Msk
Ind	St Michaels University School - Senior	137	7	5%
Ind	St Thomas More Collegiate	119	17	14%
Ind	Shawnigan Lake	108	9	8%
Ind	Little Flower Academy	89	41	46%
Ind	Vancouver College	140	48	34%
Ind	Pacific Christian School	70	Msk	Msk
Ind	York House School	52	20	38%
Ind	Pacific Academy	104	19	18%
Ind	Glenlyon Norfolk School	65	7	11%
Ind	Collingwood School	93	12	13%
Ind	King David High School	8	Msk	Msk
Ind	Meadowridge Secondary	14	Msk	Msk
Ind	St John's School	14	Msk	Msk
Ind	White Rock Christian Academy	18	Msk	Msk
Ind	Regent Christian Academy	14	Msk	Msk
Ind	Dorset College	Msk	Msk	Msk
Ind	Maxwell International Baha'i School	29	Msk	Msk
Ind	Royal Canadian College	23	Msk	Msk
Ind	Bodwell High School	36	Msk	Msk
Ind	Kingston High School	49	9	18%
Ind	British Columbia Christian Academy	7	Msk	Msk
Ind	St John's International	7	Msk	Msk
Ind	Glenfir School	11	Msk	Msk
Ind	Southridge Senior Secondary	41	15	37%
Ind	West Point Grey Academy	30	8	27%
Ind	Century High School	19	Msk	Msk
University of Northern British Columbia				
022	Vernon	724	Msk	Msk
027	Cariboo-Chilcotin	447	9	2%
028	Quesnel	282	27	10%
033	Chilliwack	618	6	1%
034	Abbotsford	1257	Msk	Msk
035	Langley	1353	6	0%
036	Surrey	3819	9	0%

Institution		# of 2002/03 K-12 Graduates	Students	
			# of K-12 Graduates Transitioning Within 1 Year	% of K-12 Graduates Transitioning Within 1 Year
037	Delta	1248	5	0%
038	Richmond	1957	5	0%
039	Vancouver	4165	15	0%
041	Burnaby	1786	Msk	Msk
042	Maple Ridge-Pitt Meadows	913	5	1%
043	Coquitlam	2377	17	1%
044	North Vancouver	1299	7	1%
045	West Vancouver	572	Msk	Msk
046	Sunshine Coast	274	5	2%
047	Powell River	220	Msk	Msk
048	Howe Sound	260	Msk	Msk
050	Haida Gwaii/Queen Charlotte	37	Msk	Msk
051	Boundary	130	Msk	Msk
052	Prince Rupert	196	5	3%
054	Bulkley Valley	199	14	7%
057	Prince George	1069	133	12%
059	Peace River South	292	13	4%
060	Peace River North	346	Msk	Msk
061	Greater Victoria	1509	Msk	Msk
063	Saanich	740	Msk	Msk
067	Okanagan Skaha	574	Msk	Msk
068	Nanaimo-Ladysmith	1003	Msk	Msk
070	Alberni	290	Msk	Msk
071	Comox Valley	643	Msk	Msk
072	Campbell River	473	Msk	Msk
075	Mission	353	Msk	Msk
078	Fraser-Cascade	147	Msk	Msk
079	Cowichan Valley	547	Msk	Msk
081	Fort Nelson	53	Msk	Msk
082	Coast Mountains	476	19	4%
083	North Okanagan-Shuswap	638	Msk	Msk
084	Vancouver Island West	25	Msk	Msk
085	Vancouver Island North	153	Msk	Msk
091	Nechako Lakes	288	21	7%
092	Nisga'a	19	6	32%
093	Conseil scolaire francophone	79	Msk	Msk
Ind	Cedars Christian School	15	Msk	Msk
Ind	Cariboo Adventist Academy	10	Msk	Msk
Ind	Holy Cross Regional High School	131	Msk	Msk
Ind	Archbishop Carney Secondary	119	Msk	Msk
Ind	St Thomas Aquinas	86	Msk	Msk
Ind	St Andrew's Regional High	64	Msk	Msk
Ind	Houston Christian School	11	Msk	Msk
Ind	St Margaret's	49	Msk	Msk
Ind	St Michaels University School - Senior	137	Msk	Msk
Ind	Vancouver College	140	Msk	Msk
Ind	Collingwood School	93	Msk	Msk
Ind	Christian Life School	Msk	Msk	Msk
Ind	Columbia College	5	Msk	Msk
Ind	Purpose Independent Secondary School	13	Msk	Msk

Institution		# of 2002/03 K-12 Graduates	Students	
			# of K-12 Graduates Transitioning Within 1 Year	% of K-12 Graduates Transitioning Within 1 Year
University of Victoria				
005	Southeast Kootenay	542	Msk	Msk
006	Rocky Mountain	310	5	2%
008	Kootenay Lake	478	8	2%
010	Arrow Lakes	43	Msk	Msk
020	Kootenay-Columbia	441	6	1%
022	Vernon	724	10	1%
023	Central Okanagan	1516	18	1%
027	Cariboo-Chilcotin	447	Msk	Msk
028	Quesnel	282	6	2%
033	Chilliwack	618	Msk	Msk
034	Abbotsford	1257	20	2%
035	Langley	1353	29	2%
036	Surrey	3819	67	2%
037	Delta	1248	13	1%
038	Richmond	1957	17	1%
039	Vancouver	4165	86	2%
040	New Westminster	341	6	2%
041	Burnaby	1786	8	0%
042	Maple Ridge-Pitt Meadows	913	7	1%
043	Coquitlam	2377	29	1%
044	North Vancouver	1299	28	2%
045	West Vancouver	572	40	7%
046	Sunshine Coast	274	24	9%
047	Powell River	220	7	3%
048	Howe Sound	260	13	5%
051	Boundary	130	Msk	Msk
052	Prince Rupert	196	Msk	Msk
053	Okanagan Similkameen	206	8	4%
054	Bulkley Valley	199	Msk	Msk
057	Prince George	1069	9	1%
058	Nicola-Similkameen	177	Msk	Msk
060	Peace River North	346	6	2%
061	Greater Victoria	1509	257	17%
062	Sooke	517	51	10%
063	Saanich	740	132	18%
064	Gulf Islands	124	13	10%
067	Okanagan Skaha	574	26	5%
068	Nanaimo-Ladysmith	1003	29	3%
069	Qualicum	338	11	3%
070	Alberni	290	19	7%
071	Comox Valley	643	28	4%
072	Campbell River	473	25	5%
073	Kamloops/Thompson	1067	22	2%
074	Gold Trail	99	Msk	Msk
075	Mission	353	Msk	Msk
079	Cowichan Valley	547	51	9%
082	Coast Mountains	476	9	2%
083	North Okanagan-Shuswap	638	15	2%
085	Vancouver Island North	153	9	6%
091	Nechako Lakes	288	Msk	Msk

Institution		# of 2002/03 K-12 Graduates	Students	
			# of K-12 Graduates Transitioning Within 1 Year	% of K-12 Graduates Transitioning Within 1 Year
093	Conseil scolaire francophone	79	Msk	Msk
Ind	Cedars Christian School	15	Msk	Msk
Ind	Brentwood College	101	10	10%
Ind	St John Brebeuf	56	Msk	Msk
Ind	Holy Cross Regional High School	131	Msk	Msk
Ind	St Thomas Aquinas	86	Msk	Msk
Ind	St Andrew's Regional High	64	19	30%
Ind	Crofton House	75	Msk	Msk
Ind	King's Christian School	7	Msk	Msk
Ind	Queen Margaret's	21	Msk	Msk
Ind	St George's School	144	8	6%
Ind	St Margaret's	49	12	24%
Ind	St Michaels University School - Senior	137	36	26%
Ind	St Thomas More Collegiate	119	Msk	Msk
Ind	Shawnigan Lake	108	Msk	Msk
Ind	Little Flower Academy	89	Msk	Msk
Ind	Vancouver College	140	Msk	Msk
Ind	Pacific Christian School	70	13	19%
Ind	York House School	52	5	10%
Ind	Campbell River Christian School	17	Msk	Msk
Ind	Pacific Academy	104	Msk	Msk
Ind	Glenlyon Norfolk School	65	23	35%
Ind	Collingwood School	93	7	8%
Ind	Meadowridge Secondary	14	Msk	Msk
Ind	White Rock Christian Academy	18	Msk	Msk
Ind	Lighthouse Christian Academy	10	Msk	Msk
Ind	Maxwell International Baha'i School	29	Msk	Msk
Ind	West Point Grey Academy	30	Msk	Msk
University Total		43719	7567	17%

Appendix IV

Where are these students from? – Grouped by College, University College, and Institute

Note: "Msk" (abbreviation of Mask) indicates that the cell is based on one through four students and has been masked to comply with provisions of Freedom of Information and Protection of Privacy Act.

Table 7: Transitions to BC Public College, University College, and Institute by BC K-12 Public School District

Institution		# of 2002/03 K-12 Graduates	Students	
			# of K-12 Graduates Transitioning Within 1 Year	% of K-12 Graduates Transitioning Within 1 Year
British Columbia Institute of Technology				
005	Southeast Kootenay	542	Msk	Msk
008	Kootenay Lake	478	Msk	Msk
010	Arrow Lakes	43	Msk	Msk
020	Kootenay-Columbia	441	9	2%
022	Vernon	724	Msk	Msk
023	Central Okanagan	1516	49	3%
027	Cariboo-Chilcotin	447	Msk	Msk
028	Quesnel	282	7	2%
033	Chilliwack	618	5	1%
034	Abbotsford	1257	16	1%
035	Langley	1353	31	2%
036	Surrey	3819	183	5%
037	Delta	1248	51	4%
038	Richmond	1957	69	4%
039	Vancouver	4165	183	4%
040	New Westminster	341	26	8%
041	Burnaby	1786	115	6%
042	Maple Ridge-Pitt Meadows	913	58	6%
043	Coquitlam	2377	142	6%
044	North Vancouver	1299	61	5%
045	West Vancouver	572	21	4%
046	Sunshine Coast	274	5	2%
047	Powell River	220	9	4%
048	Howe Sound	260	9	3%
051	Boundary	130	Msk	Msk
052	Prince Rupert	196	Msk	Msk
053	Okanagan Similkameen	206	Msk	Msk
054	Bulkley Valley	199	Msk	Msk
057	Prince George	1069	Msk	Msk
058	Nicola-Similkameen	177	Msk	Msk
059	Peace River South	292	10	3%
060	Peace River North	346	Msk	Msk
061	Greater Victoria	1509	Msk	Msk
062	Sooke	517	Msk	Msk
063	Saanich	740	Msk	Msk
064	Gulf Islands	124	Msk	Msk
067	Okanagan Skaha	574	5	1%
068	Nanaimo-Ladysmith	1003	5	0%
069	Qualicum	338	5	1%
070	Alberni	290	9	3%
071	Comox Valley	643	6	1%

Institution		# of 2002/03 K-12 Graduates	Students	
			# of K-12 Graduates Transitioning Within 1 Year	% of K-12 Graduates Transitioning Within 1 Year
072	Campbell River	473	Msk	Msk
073	Kamloops/Thompson	1067	Msk	Msk
075	Mission	353	Msk	Msk
078	Fraser-Cascade	147	Msk	Msk
079	Cowichan Valley	547	6	1%
082	Coast Mountains	476	7	1%
083	North Okanagan-Shuswap	638	5	1%
085	Vancouver Island North	153	Msk	Msk
091	Nechako Lakes	288	6	2%
093	Conseil scolaire francophone	79	Msk	Msk
Ind	Abbotsford Christian School	93	Msk	Msk
Ind	Fraser Valley Christian High	108	6	6%
Ind	Brentwood College	101	Msk	Msk
Ind	Credo Christian High School	74	Msk	Msk
Ind	Immaculata Regional High School	49	Msk	Msk
Ind	Holy Cross Regional High School	131	Msk	Msk
Ind	Notre Dame Regional Secondary	127	5	4%
Ind	St Patrick Regional Secondary	93	Msk	Msk
Ind	Archbishop Carney Secondary	119	Msk	Msk
Ind	St Thomas Aquinas	86	Msk	Msk
Ind	Langley Christian	67	Msk	Msk
Ind	Richmond Christian School	25	Msk	Msk
Ind	St Michaels University School - Senior	137	Msk	Msk
Ind	St Thomas More Collegiate	119	6	5%
Ind	Shawnigan Lake	108	Msk	Msk
Ind	Vancouver College	140	5	4%
Ind	Pacific Christian School	70	Msk	Msk
Ind	York House School	52	Msk	Msk
Ind	Pacific Academy	104	Msk	Msk
Ind	Glenlyon Norfolk School	65	Msk	Msk
Ind	Fraser Academy	16	Msk	Msk
Ind	Heritage Christian School	9	Msk	Msk
Ind	Glen Eden School	Msk	Msk	Msk
Ind	Coquitlam College	18	Msk	Msk
Ind	Royal Canadian College	23	Msk	Msk
Ind	Bodwell High School	36	Msk	Msk
Ind	Kingston High School	49	Msk	Msk
Camosun College				
006	Rocky Mountain	310	Msk	Msk
008	Kootenay Lake	478	Msk	Msk
020	Kootenay-Columbia	441	Msk	Msk
022	Vernon	724	Msk	Msk
023	Central Okanagan	1516	Msk	Msk
027	Cariboo-Chilcotin	447	Msk	Msk
035	Langley	1353	Msk	Msk
036	Surrey	3819	Msk	Msk
038	Richmond	1957	Msk	Msk
039	Vancouver	4165	Msk	Msk
043	Coquitlam	2377	Msk	Msk
044	North Vancouver	1299	Msk	Msk
045	West Vancouver	572	Msk	Msk

Institution		# of 2002/03 K-12 Graduates	Students	
			# of K-12 Graduates Transitioning Within 1 Year	% of K-12 Graduates Transitioning Within 1 Year
046	Sunshine Coast	274	Msk	Msk
047	Powell River	220	Msk	Msk
053	Okanagan Similkameen	206	Msk	Msk
054	Bulkley Valley	199	Msk	Msk
057	Prince George	1069	Msk	Msk
060	Peace River North	346	Msk	Msk
061	Greater Victoria	1509	336	22%
062	Sooke	517	97	19%
063	Saanich	740	155	21%
064	Gulf Islands	124	13	10%
067	Okanagan Skaha	574	Msk	Msk
068	Nanaimo-Ladysmith	1003	Msk	Msk
069	Qualicum	338	5	1%
070	Alberni	290	Msk	Msk
071	Comox Valley	643	12	2%
072	Campbell River	473	10	2%
073	Kamloops/Thompson	1067	Msk	Msk
074	Gold Trail	99	Msk	Msk
079	Cowichan Valley	547	38	7%
082	Coast Mountains	476	Msk	Msk
083	North Okanagan-Shuswap	638	Msk	Msk
084	Vancouver Island West	25	Msk	Msk
085	Vancouver Island North	153	8	5%
091	Nechako Lakes	288	Msk	Msk
093	Conseil scolaire francophone	79	Msk	Msk
Ind	Abbotsford Christian School	93	Msk	Msk
Ind	Brentwood College	101	Msk	Msk
Ind	St John Brebeuf	56	Msk	Msk
Ind	St Andrew's Regional High	64	14	22%
Ind	St Margaret's	49	10	20%
Ind	St Michaels University School - Senior	137	8	6%
Ind	Shawnigan Lake	108	5	5%
Ind	Pacific Christian School	70	16	23%
Ind	Glenlyon Norfolk School	65	Msk	Msk
Ind	Fraser Academy	16	Msk	Msk
Ind	Collingwood School	93	Msk	Msk
Ind	Lighthouse Christian Academy	10	Msk	Msk
Ind	Maxwell International Baha'i School	29	5	17%
Ind	Malaspina International High School	42	Msk	Msk
Capilano College				
006	Rocky Mountain	310	Msk	Msk
008	Kootenay Lake	478	Msk	Msk
010	Arrow Lakes	43	Msk	Msk
023	Central Okanagan	1516	Msk	Msk
027	Cariboo-Chilcotin	447	Msk	Msk
033	Chilliwack	618	Msk	Msk
034	Abbotsford	1257	5	0%
035	Langley	1353	6	0%
036	Surrey	3819	10	0%
037	Delta	1248	Msk	Msk
038	Richmond	1957	Msk	Msk

Institution		# of 2002/03 K-12 Graduates	Students	
			# of K-12 Graduates Transitioning Within 1 Year	% of K-12 Graduates Transitioning Within 1 Year
039	Vancouver	4165	166	4%
040	New Westminster	341	12	4%
041	Burnaby	1786	167	9%
042	Maple Ridge-Pitt Meadows	913	9	1%
043	Coquitlam	2377	54	2%
044	North Vancouver	1299	385	30%
045	West Vancouver	572	114	20%
046	Sunshine Coast	274	39	14%
047	Powell River	220	Msk	Msk
048	Howe Sound	260	35	13%
053	Okanagan Similkameen	206	Msk	Msk
054	Bulkley Valley	199	Msk	Msk
057	Prince George	1069	Msk	Msk
058	Nicola-Similkameen	177	Msk	Msk
060	Peace River North	346	Msk	Msk
061	Greater Victoria	1509	6	0%
063	Saanich	740	Msk	Msk
064	Gulf Islands	124	Msk	Msk
067	Okanagan Skaha	574	Msk	Msk
068	Nanaimo-Ladysmith	1003	Msk	Msk
069	Qualicum	338	Msk	Msk
071	Comox Valley	643	Msk	Msk
072	Campbell River	473	Msk	Msk
073	Kamloops/Thompson	1067	Msk	Msk
079	Cowichan Valley	547	Msk	Msk
083	North Okanagan-Shuswap	638	Msk	Msk
091	Nechako Lakes	288	Msk	Msk
Ind	Fraser Valley Christian High	108	Msk	Msk
Ind	Brentwood College	101	Msk	Msk
Ind	St John Brebeuf	56	Msk	Msk
Ind	Notre Dame Regional Secondary	127	15	12%
Ind	St Patrick Regional Secondary	93	Msk	Msk
Ind	Archbishop Carney Secondary	119	Msk	Msk
Ind	St Thomas Aquinas	86	39	45%
Ind	St Margaret's	49	Msk	Msk
Ind	St Thomas More Collegiate	119	5	4%
Ind	Shawnigan Lake	108	Msk	Msk
Ind	Vancouver College	140	Msk	Msk
Ind	Pacific Christian School	70	Msk	Msk
Ind	Pacific Academy	104	Msk	Msk
Ind	Fraser Academy	16	Msk	Msk
Ind	Collingwood School	93	6	6%
Ind	White Rock Christian Academy	18	Msk	Msk
Ind	Marlborough Private School	5	Msk	Msk
Ind	West Point Grey Academy	30	Msk	Msk

Institution		# of 2002/03 K-12 Graduates	Students	
			# of K-12 Graduates Transitioning Within 1 Year	% of K-12 Graduates Transitioning Within 1 Year
College of New Caledonia				
005	Southeast Kootenay	542	Msk	Msk
006	Rocky Mountain	310	Msk	Msk
008	Kootenay Lake	478	Msk	Msk
019	Revelstoke	102	Msk	Msk
027	Cariboo-Chilcotin	447	Msk	Msk
028	Quesnel	282	42	15%
035	Langley	1353	Msk	Msk
036	Surrey	3819	Msk	Msk
038	Richmond	1957	Msk	Msk
039	Vancouver	4165	Msk	Msk
043	Coquitlam	2377	Msk	Msk
049	Central Coast	16	Msk	Msk
052	Prince Rupert	196	Msk	Msk
053	Okanagan Similkameen	206	Msk	Msk
054	Bulkley Valley	199	Msk	Msk
057	Prince George	1069	342	32%
059	Peace River South	292	11	4%
060	Peace River North	346	6	2%
061	Greater Victoria	1509	Msk	Msk
063	Saanich	740	Msk	Msk
067	Okanagan Skaha	574	Msk	Msk
068	Nanaimo-Ladysmith	1003	Msk	Msk
070	Alberni	290	Msk	Msk
071	Comox Valley	643	Msk	Msk
073	Kamloops/Thompson	1067	Msk	Msk
074	Gold Trail	99	Msk	Msk
078	Fraser-Cascade	147	Msk	Msk
081	Fort Nelson	53	Msk	Msk
082	Coast Mountains	476	17	4%
083	North Okanagan-Shuswap	638	Msk	Msk
091	Nechako Lakes	288	27	9%
092	Nisga'a	19	Msk	Msk
093	Conseil scolaire francophone	79	Msk	Msk
Ind	Cedars Christian School	15	Msk	Msk
Ind	Houston Christian School	11	Msk	Msk
College of the Rockies				
005	Southeast Kootenay	542	154	28%
006	Rocky Mountain	310	63	20%
008	Kootenay Lake	478	30	6%
019	Revelstoke	102	Msk	Msk
020	Kootenay-Columbia	441	5	1%
022	Vernon	724	Msk	Msk
023	Central Okanagan	1516	Msk	Msk
027	Cariboo-Chilcotin	447	Msk	Msk
041	Burnaby	1786	Msk	Msk
042	Maple Ridge-Pitt Meadows	913	Msk	Msk
044	North Vancouver	1299	Msk	Msk
050	Haida Gwaii/Queen Charlotte	37	Msk	Msk
051	Boundary	130	Msk	Msk
057	Prince George	1069	Msk	Msk

Institution		# of 2002/03 K-12 Graduates	Students	
			# of K-12 Graduates Transitioning Within 1 Year	% of K-12 Graduates Transitioning Within 1 Year
058	Nicola-Similkameen	177	Msk	Msk
060	Peace River North	346	Msk	Msk
072	Campbell River	473	Msk	Msk
079	Cowichan Valley	547	Msk	Msk
083	North Okanagan-Shuswap	638	Msk	Msk
Ind	Mennonite Educational Institute	163	Msk	Msk
Ind	Christian Home E-School (DL)	Msk	Msk	Msk
Douglas College				
008	Kootenay Lake	478	Msk	Msk
010	Arrow Lakes	43	Msk	Msk
020	Kootenay-Columbia	441	Msk	Msk
022	Vernon	724	Msk	Msk
023	Central Okanagan	1516	7	0%
033	Chilliwack	618	Msk	Msk
034	Abbotsford	1257	Msk	Msk
035	Langley	1353	18	1%
036	Surrey	3819	183	5%
037	Delta	1248	57	5%
038	Richmond	1957	16	1%
039	Vancouver	4165	78	2%
040	New Westminster	341	54	16%
041	Burnaby	1786	194	11%
042	Maple Ridge-Pitt Meadows	913	86	9%
043	Coquitlam	2377	509	21%
044	North Vancouver	1299	12	1%
045	West Vancouver	572	Msk	Msk
046	Sunshine Coast	274	Msk	Msk
047	Powell River	220	6	3%
048	Howe Sound	260	Msk	Msk
050	Haida Gwaii/Queen Charlotte	37	Msk	Msk
051	Boundary	130	Msk	Msk
052	Prince Rupert	196	Msk	Msk
053	Okanagan Similkameen	206	Msk	Msk
054	Bulkley Valley	199	Msk	Msk
057	Prince George	1069	Msk	Msk
058	Nicola-Similkameen	177	Msk	Msk
059	Peace River South	292	Msk	Msk
060	Peace River North	346	Msk	Msk
061	Greater Victoria	1509	Msk	Msk
062	Sooke	517	Msk	Msk
064	Gulf Islands	124	Msk	Msk
068	Nanaimo-Ladysmith	1003	Msk	Msk
070	Alberni	290	Msk	Msk
072	Campbell River	473	Msk	Msk
073	Kamloops/Thompson	1067	Msk	Msk
075	Mission	353	Msk	Msk
079	Cowichan Valley	547	Msk	Msk
083	North Okanagan-Shuswap	638	Msk	Msk
091	Nechako Lakes	288	Msk	Msk

Institution		# of 2002/03 K-12 Graduates	Students	
			# of K-12 Graduates Transitioning Within 1 Year	% of K-12 Graduates Transitioning Within 1 Year
Ind	Fraser Valley Christian High	108	9	8%
Ind	Fraser Valley Adventist Academy	24	Msk	Msk
Ind	Holy Cross Regional High School	131	8	6%
Ind	Notre Dame Regional Secondary	127	11	9%
Ind	St Patrick Regional Secondary	93	Msk	Msk
Ind	Archbishop Carney Secondary	119	26	22%
Ind	St Thomas Aquinas	86	Msk	Msk
Ind	Unity Christian School	19	Msk	Msk
Ind	Mennonite Educational Institute	163	Msk	Msk
Ind	St George's School	144	Msk	Msk
Ind	St Margaret's	49	Msk	Msk
Ind	St Thomas More Collegiate	119	23	19%
Ind	Shawnigan Lake	108	Msk	Msk
Ind	Little Flower Academy	89	Msk	Msk
Ind	Pacific Christian School	70	Msk	Msk
Ind	Pacific Academy	104	6	6%
Ind	King's School	7	Msk	Msk
Ind	Meadowridge Secondary	14	Msk	Msk
Ind	White Rock Christian Academy	18	Msk	Msk
Ind	Coquitlam College	18	Msk	Msk
Ind	Kingston High School	49	Msk	Msk
Ind	Purpose Independent Secondary School	13	Msk	Msk
Emily Carr Institute of Art and Design				
027	Cariboo-Chilcotin	447	Msk	Msk
033	Chilliwack	618	Msk	Msk
035	Langley	1353	Msk	Msk
036	Surrey	3819	5	0%
037	Delta	1248	Msk	Msk
038	Richmond	1957	12	1%
039	Vancouver	4165	19	0%
040	New Westminster	341	Msk	Msk
041	Burnaby	1786	13	1%
043	Coquitlam	2377	10	0%
044	North Vancouver	1299	5	0%
045	West Vancouver	572	5	1%
052	Prince Rupert	196	Msk	Msk
053	Okanagan Similkameen	206	Msk	Msk
061	Greater Victoria	1509	Msk	Msk
064	Gulf Islands	124	Msk	Msk
069	Qualicum	338	Msk	Msk
079	Cowichan Valley	547	Msk	Msk
Ind	Fraser Valley Christian High	108	Msk	Msk
Ind	Brentwood College	101	Msk	Msk
Ind	Notre Dame Regional Secondary	127	Msk	Msk
Ind	St Patrick Regional Secondary	93	Msk	Msk
Ind	St Thomas Aquinas	86	Msk	Msk
Ind	St Michaels University School - Senior	137	Msk	Msk
Ind	Pacific Academy	104	Msk	Msk
Ind	Collingwood School	93	Msk	Msk
Ind	Columbia College	5	Msk	Msk

Institution		# of 2002/03 K-12 Graduates	Students	
			# of K-12 Graduates Transitioning Within 1 Year	% of K-12 Graduates Transitioning Within 1 Year
Institute of Indigenous Government				
037	Delta	1248	Msk	Msk
Justice Institute				
006	Rocky Mountain	310	Msk	Msk
008	Kootenay Lake	478	Msk	Msk
020	Kootenay-Columbia	441	Msk	Msk
022	Vernon	724	Msk	Msk
023	Central Okanagan	1516	Msk	Msk
027	Cariboo-Chilcotin	447	Msk	Msk
028	Quesnel	282	Msk	Msk
033	Chilliwack	618	Msk	Msk
034	Abbotsford	1257	Msk	Msk
035	Langley	1353	Msk	Msk
036	Surrey	3819	6	0%
037	Delta	1248	5	0%
039	Vancouver	4165	Msk	Msk
041	Burnaby	1786	5	0%
042	Maple Ridge-Pitt Meadows	913	Msk	Msk
043	Coquitlam	2377	Msk	Msk
044	North Vancouver	1299	6	0%
045	West Vancouver	572	Msk	Msk
047	Powell River	220	Msk	Msk
048	Howe Sound	260	Msk	Msk
050	Haida Gwaii/Queen Charlotte	37	Msk	Msk
052	Prince Rupert	196	Msk	Msk
057	Prince George	1069	Msk	Msk
059	Peace River South	292	Msk	Msk
062	Sooke	517	Msk	Msk
063	Saanich	740	Msk	Msk
064	Gulf Islands	124	Msk	Msk
068	Nanaimo-Ladysmith	1003	Msk	Msk
069	Qualicum	338	Msk	Msk
070	Alberni	290	Msk	Msk
071	Comox Valley	643	Msk	Msk
072	Campbell River	473	Msk	Msk
073	Kamloops/Thompson	1067	Msk	Msk
079	Cowichan Valley	547	Msk	Msk
082	Coast Mountains	476	Msk	Msk
083	North Okanagan-Shuswap	638	Msk	Msk
091	Nechako Lakes	288	Msk	Msk
Ind	Archbishop Carney Secondary	119	Msk	Msk
Ind	St Thomas More Collegiate	119	Msk	Msk
Ind	Shawnigan Lake	108	Msk	Msk
Ind	Centennial Christian School	6	Msk	Msk
Ind	Pacific Academy	104	Msk	Msk
Ind	Glenlyon Norfolk School	65	Msk	Msk
Kwantlen University College				
008	Kootenay Lake	478	Msk	Msk
020	Kootenay-Columbia	441	Msk	Msk
023	Central Okanagan	1516	Msk	Msk

Institution		# of 2002/03 K-12 Graduates	Students	
			# of K-12 Graduates Transitioning Within 1 Year	% of K-12 Graduates Transitioning Within 1 Year
027	Cariboo-Chilcotin	447	Msk	Msk
028	Quesnel	282	Msk	Msk
033	Chilliwack	618	Msk	Msk
034	Abbotsford	1257	26	2%
035	Langley	1353	190	14%
036	Surrey	3819	930	24%
037	Delta	1248	290	23%
038	Richmond	1957	413	21%
039	Vancouver	4165	180	4%
040	New Westminster	341	20	6%
041	Burnaby	1786	43	2%
042	Maple Ridge-Pitt Meadows	913	19	2%
043	Coquitlam	2377	36	2%
044	North Vancouver	1299	5	0%
045	West Vancouver	572	5	1%
046	Sunshine Coast	274	Msk	Msk
047	Powell River	220	Msk	Msk
048	Howe Sound	260	Msk	Msk
051	Boundary	130	Msk	Msk
052	Prince Rupert	196	Msk	Msk
053	Okanagan Similkameen	206	Msk	Msk
057	Prince George	1069	6	1%
058	Nicola-Similkameen	177	Msk	Msk
061	Greater Victoria	1509	Msk	Msk
062	Sooke	517	Msk	Msk
063	Saanich	740	Msk	Msk
064	Gulf Islands	124	Msk	Msk
067	Okanagan Skaha	574	Msk	Msk
068	Nanaimo-Ladysmith	1003	5	0%
070	Alberni	290	Msk	Msk
071	Comox Valley	643	Msk	Msk
072	Campbell River	473	Msk	Msk
073	Kamloops/Thompson	1067	Msk	Msk
075	Mission	353	5	1%
079	Cowichan Valley	547	Msk	Msk
082	Coast Mountains	476	Msk	Msk
083	North Okanagan-Shuswap	638	Msk	Msk
091	Nechako Lakes	288	Msk	Msk
093	Conseil scolaire francophone	79	Msk	Msk
Ind	Fraser Valley Christian High	108	11	10%
Ind	Credo Christian High School	74	Msk	Msk
Ind	St John Brebeuf	56	Msk	Msk
Ind	Holy Cross Regional High School	131	48	37%
Ind	Notre Dame Regional Secondary	127	Msk	Msk
Ind	St Patrick Regional Secondary	93	17	18%
Ind	Archbishop Carney Secondary	119	Msk	Msk
Ind	St Thomas Aquinas	86	Msk	Msk
Ind	St Andrew's Regional High	64	Msk	Msk
Ind	Crofton House	75	Msk	Msk
Ind	Langley Christian	67	7	10%
Ind	Mennonite Educational Institute	163	Msk	Msk
Ind	Timothy Christian School	27	Msk	Msk

Institution		# of 2002/03 K-12 Graduates	Students	
			# of K-12 Graduates Transitioning Within 1 Year	% of K-12 Graduates Transitioning Within 1 Year
Ind	Relevant High	5	Msk	Msk
Ind	Richmond Christian School	25	7	28%
Ind	St Michaels University School - Senior	137	Msk	Msk
Ind	St Thomas More Collegiate	119	Msk	Msk
Ind	Little Flower Academy	89	9	10%
Ind	Vancouver College	140	9	6%
Ind	York House School	52	Msk	Msk
Ind	Pacific Academy	104	5	5%
Ind	King's School	7	Msk	Msk
Ind	St John's School	14	Msk	Msk
Ind	White Rock Christian Academy	18	Msk	Msk
Ind	Regent Christian Academy	14	5	36%
Ind	Marlborough Private School	5	Msk	Msk
Ind	Coquitlam College	18	Msk	Msk
Ind	Royal Canadian College	23	Msk	Msk
Ind	Kingston High School	49	5	10%
Ind	Traditional Learning Academy	Msk	Msk	Msk
Ind	Richmond International High Sch/College	16	Msk	Msk
Ind	St John's International	7	Msk	Msk
Ind	Southridge Senior Secondary	41	Msk	Msk
Ind	Malaspina International High School	42	Msk	Msk
Ind	Century High School	19	Msk	Msk
Langara College				
008	Kootenay Lake	478	Msk	Msk
020	Kootenay-Columbia	441	Msk	Msk
022	Vernon	724	Msk	Msk
023	Central Okanagan	1516	6	0%
027	Cariboo-Chilcotin	447	5	1%
028	Quesnel	282	Msk	Msk
033	Chilliwack	618	Msk	Msk
034	Abbotsford	1257	Msk	Msk
035	Langley	1353	11	1%
036	Surrey	3819	33	1%
037	Delta	1248	61	5%
038	Richmond	1957	257	13%
039	Vancouver	4165	854	21%
040	New Westminster	341	7	2%
041	Burnaby	1786	111	6%
042	Maple Ridge-Pitt Meadows	913	Msk	Msk
043	Coquitlam	2377	16	1%
044	North Vancouver	1299	6	0%
045	West Vancouver	572	12	2%
046	Sunshine Coast	274	5	2%
047	Powell River	220	Msk	Msk
048	Howe Sound	260	Msk	Msk
050	Haida Gwaii/Queen Charlotte	37	Msk	Msk
053	Okanagan Similkameen	206	Msk	Msk
057	Prince George	1069	Msk	Msk
058	Nicola-Similkameen	177	Msk	Msk
061	Greater Victoria	1509	6	0%
064	Gulf Islands	124	Msk	Msk

Institution		# of 2002/03 K-12 Graduates	Students	
			# of K-12 Graduates Transitioning Within 1 Year	% of K-12 Graduates Transitioning Within 1 Year
067	Okanagan Skaha	574	Msk	Msk
068	Nanaimo-Ladysmith	1003	Msk	Msk
069	Qualicum	338	Msk	Msk
071	Comox Valley	643	Msk	Msk
072	Campbell River	473	Msk	Msk
073	Kamloops/Thompson	1067	Msk	Msk
074	Gold Trail	99	Msk	Msk
078	Fraser-Cascade	147	Msk	Msk
082	Coast Mountains	476	Msk	Msk
091	Nechako Lakes	288	Msk	Msk
093	Conseil scolaire francophone	79	6	8%
Ind	Fraser Valley Christian High	108	Msk	Msk
Ind	St John Brebeuf	56	Msk	Msk
Ind	Holy Cross Regional High School	131	Msk	Msk
Ind	Notre Dame Regional Secondary	127	34	27%
Ind	St Patrick Regional Secondary	93	23	25%
Ind	Archbishop Carney Secondary	119	Msk	Msk
Ind	St Andrew's Regional High	64	Msk	Msk
Ind	Crofton House	75	Msk	Msk
Ind	Duncan Christian School	20	Msk	Msk
Ind	Langley Christian	67	Msk	Msk
Ind	Queen Margaret's	21	Msk	Msk
Ind	Richmond Christian School	25	Msk	Msk
Ind	St George's School	144	Msk	Msk
Ind	St Margaret's	49	Msk	Msk
Ind	St Michaels University School - Senior	137	Msk	Msk
Ind	St Thomas More Collegiate	119	5	4%
Ind	Little Flower Academy	89	10	11%
Ind	Vancouver College	140	34	24%
Ind	Pacific Academy	104	Msk	Msk
Ind	Fraser Academy	16	Msk	Msk
Ind	St John's School	14	Msk	Msk
Ind	Glen Eden School	Msk	Msk	Msk
Ind	Maxwell International Baha'i School	29	Msk	Msk
Ind	Royal Canadian College	23	Msk	Msk
Ind	Bodwell High School	36	Msk	Msk
Ind	Kingston High School	49	5	10%
Ind	West Point Grey Academy	30	5	17%
Ind	Malaspina International High School	42	Msk	Msk
Malaspina University College				
005	Southeast Kootenay	542	Msk	Msk
008	Kootenay Lake	478	Msk	Msk
010	Arrow Lakes	43	Msk	Msk
020	Kootenay-Columbia	441	Msk	Msk
022	Vernon	724	Msk	Msk
023	Central Okanagan	1516	Msk	Msk
027	Cariboo-Chilcotin	447	Msk	Msk
028	Quesnel	282	Msk	Msk
033	Chilliwack	618	Msk	Msk
034	Abbotsford	1257	Msk	Msk
036	Surrey	3819	Msk	Msk

Institution		# of 2002/03 K-12 Graduates	Students	
			# of K-12 Graduates Transitioning Within 1 Year	% of K-12 Graduates Transitioning Within 1 Year
039	Vancouver	4165	Msk	Msk
042	Maple Ridge-Pitt Meadows	913	Msk	Msk
043	Coquitlam	2377	5	0%
044	North Vancouver	1299	Msk	Msk
046	Sunshine Coast	274	Msk	Msk
047	Powell River	220	69	31%
048	Howe Sound	260	Msk	Msk
050	Haida Gwaii/Queen Charlotte	37	Msk	Msk
052	Prince Rupert	196	5	3%
053	Okanagan Similkameen	206	Msk	Msk
054	Bulkley Valley	199	Msk	Msk
057	Prince George	1069	Msk	Msk
058	Nicola-Similkameen	177	Msk	Msk
059	Peace River South	292	Msk	Msk
061	Greater Victoria	1509	7	0%
062	Sooke	517	7	1%
063	Saanich	740	9	1%
064	Gulf Islands	124	Msk	Msk
067	Okanagan Skaha	574	Msk	Msk
068	Nanaimo-Ladysmith	1003	414	41%
069	Qualicum	338	84	25%
070	Alberni	290	27	9%
071	Comox Valley	643	32	5%
072	Campbell River	473	29	6%
075	Mission	353	Msk	Msk
079	Cowichan Valley	547	136	25%
082	Coast Mountains	476	Msk	Msk
083	North Okanagan-Shuswap	638	Msk	Msk
084	Vancouver Island West	25	Msk	Msk
085	Vancouver Island North	153	21	14%
091	Nechako Lakes	288	Msk	Msk
Ind	Crofton House	75	Msk	Msk
Ind	Duncan Christian School	20	Msk	Msk
Ind	Nanaimo Christian School	9	Msk	Msk
Ind	Queen Margaret's	21	Msk	Msk
Ind	St Margaret's	49	Msk	Msk
Ind	Shawnigan Lake	108	Msk	Msk
Ind	Vancouver College	140	Msk	Msk
Ind	Maxwell International Baha'i School	29	Msk	Msk
Ind	Malaspina International High School	42	24	57%
Nicola Valley Institute of Technology				
027	Cariboo-Chilcotin	447	Msk	Msk
058	Nicola-Similkameen	177	9	5%
091	Nechako Lakes	288	Msk	Msk
<i>Nicola Valley Institute of Technology Sub-total</i>		<i>912</i>	<i>Msk</i>	<i>Msk</i>
North Island College				
005	Southeast Kootenay	542	Msk	Msk
019	Revelstoke	102	Msk	Msk
022	Vernon	724	Msk	Msk

Institution		# of 2002/03 K-12 Graduates	Students	
			# of K-12 Graduates Transitioning Within 1 Year	% of K-12 Graduates Transitioning Within 1 Year
036	Surrey	3819	Msk	Msk
037	Delta	1248	Msk	Msk
040	New Westminster	341	Msk	Msk
041	Burnaby	1786	Msk	Msk
044	North Vancouver	1299	Msk	Msk
047	Powell River	220	Msk	Msk
049	Central Coast	16	Msk	Msk
054	Bulkley Valley	199	Msk	Msk
059	Peace River South	292	Msk	Msk
068	Nanaimo-Ladysmith	1003	Msk	Msk
069	Qualicum	338	Msk	Msk
070	Alberni	290	71	24%
071	Comox Valley	643	157	24%
072	Campbell River	473	101	21%
079	Cowichan Valley	547	Msk	Msk
082	Coast Mountains	476	Msk	Msk
084	Vancouver Island West	25	5	20%
085	Vancouver Island North	153	24	16%
093	Conseil scolaire francophone	79	Msk	Msk
Ind	Campbell River Christian School	17	6	35%
Ind	Maaqtusiis School	Msk	Msk	Msk
Northern Lights College				
005	Southeast Kootenay	542	Msk	Msk
006	Rocky Mountain	310	Msk	Msk
008	Kootenay Lake	478	Msk	Msk
019	Revelstoke	102	Msk	Msk
020	Kootenay-Columbia	441	Msk	Msk
022	Vernon	724	Msk	Msk
028	Quesnel	282	Msk	Msk
036	Surrey	3819	Msk	Msk
041	Burnaby	1786	Msk	Msk
042	Maple Ridge-Pitt Meadows	913	Msk	Msk
048	Howe Sound	260	Msk	Msk
049	Central Coast	16	Msk	Msk
051	Boundary	130	Msk	Msk
053	Okanagan Similkameen	206	Msk	Msk
054	Bulkley Valley	199	Msk	Msk
057	Prince George	1069	Msk	Msk
059	Peace River South	292	97	33%
060	Peace River North	346	114	33%
063	Saanich	740	Msk	Msk
069	Qualicum	338	Msk	Msk
071	Comox Valley	643	Msk	Msk
073	Kamloops/Thompson	1067	Msk	Msk
075	Mission	353	Msk	Msk
081	Fort Nelson	53	23	43%
082	Coast Mountains	476	Msk	Msk
083	North Okanagan-Shuswap	638	Msk	Msk
087	Stikine	6	Msk	Msk
091	Nechako Lakes	288	Msk	Msk
Ind	St John Brebeuf	56	Msk	Msk

Institution		# of 2002/03 K-12 Graduates	Students	
			# of K-12 Graduates Transitioning Within 1 Year	% of K-12 Graduates Transitioning Within 1 Year
Ind	Shawnigan Lake	108	Msk	Msk
Ind	Mountain Christian School	5	Msk	Msk
Northwest Community College				
022	Vernon	724	Msk	Msk
035	Langley	1353	Msk	Msk
044	North Vancouver	1299	Msk	Msk
050	Haida Gwaii/Queen Charlotte	37	Msk	Msk
052	Prince Rupert	196	70	36%
054	Bulkley Valley	199	25	13%
057	Prince George	1069	Msk	Msk
068	Nanaimo-Ladysmith	1003	Msk	Msk
073	Kamloops/Thompson	1067	Msk	Msk
082	Coast Mountains	476	132	28%
092	Nisga'a	19	Msk	Msk
Ind	Bulkley Valley Christian School	36	8	22%
Ind	Centennial Christian School	6	Msk	Msk
Okanagan University College				
006	Rocky Mountain	310	Msk	Msk
008	Kootenay Lake	478	9	2%
010	Arrow Lakes	43	Msk	Msk
019	Revelstoke	102	13	13%
020	Kootenay-Columbia	441	18	4%
022	Vernon	724	191	26%
023	Central Okanagan	1516	476	31%
027	Cariboo-Chilcotin	447	12	3%
028	Quesnel	282	10	4%
033	Chilliwack	618	Msk	Msk
034	Abbotsford	1257	Msk	Msk
035	Langley	1353	Msk	Msk
036	Surrey	3819	Msk	Msk
039	Vancouver	4165	Msk	Msk
041	Burnaby	1786	Msk	Msk
042	Maple Ridge-Pitt Meadows	913	Msk	Msk
043	Coquitlam	2377	Msk	Msk
046	Sunshine Coast	274	Msk	Msk
048	Howe Sound	260	Msk	Msk
051	Boundary	130	12	9%
052	Prince Rupert	196	Msk	Msk
053	Okanagan Similkameen	206	26	13%
054	Bulkley Valley	199	Msk	Msk
057	Prince George	1069	6	1%
058	Nicola-Similkameen	177	9	5%
059	Peace River South	292	Msk	Msk
060	Peace River North	346	Msk	Msk
061	Greater Victoria	1509	Msk	Msk
063	Saanich	740	Msk	Msk
064	Gulf Islands	124	Msk	Msk
067	Okanagan Skaha	574	106	18%
068	Nanaimo-Ladysmith	1003	Msk	Msk
069	Qualicum	338	Msk	Msk

Institution		# of 2002/03 K-12 Graduates	Students	
			# of K-12 Graduates Transitioning Within 1 Year	% of K-12 Graduates Transitioning Within 1 Year
071	Comox Valley	643	Msk	Msk
072	Campbell River	473	Msk	Msk
073	Kamloops/Thompson	1067	7	1%
075	Mission	353	Msk	Msk
078	Fraser-Cascade	147	Msk	Msk
079	Cowichan Valley	547	Msk	Msk
082	Coast Mountains	476	Msk	Msk
083	North Okanagan-Shuswap	638	117	18%
091	Nechako Lakes	288	Msk	Msk
093	Conseil scolaire francophone	79	Msk	Msk
Ind	Abbotsford Christian School	93	Msk	Msk
Ind	Okanagan Adventist Academy	10	Msk	Msk
Ind	Credo Christian High School	74	Msk	Msk
Ind	Immaculata Regional High School	49	23	47%
Ind	Archbishop Carney Secondary	119	Msk	Msk
Ind	Kelowna Christian School	60	19	32%
Ind	Queen Margaret's	21	Msk	Msk
Ind	St Margaret's	49	Msk	Msk
Ind	St Michaels University School - Senior	137	Msk	Msk
Ind	Vancouver College	140	Msk	Msk
Ind	Pacific Academy	104	Msk	Msk
Ind	Heritage Christian School	9	Msk	Msk
Open Learning Agency				
005	Southeast Kootenay	542	Msk	Msk
006	Rocky Mountain	310	Msk	Msk
008	Kootenay Lake	478	Msk	Msk
010	Arrow Lakes	43	Msk	Msk
019	Revelstoke	102	Msk	Msk
020	Kootenay-Columbia	441	8	2%
022	Vernon	724	Msk	Msk
023	Central Okanagan	1516	Msk	Msk
027	Cariboo-Chilcotin	447	8	2%
028	Quesnel	282	Msk	Msk
033	Chilliwack	618	5	1%
034	Abbotsford	1257	Msk	Msk
035	Langley	1353	7	1%
036	Surrey	3819	19	0%
037	Delta	1248	Msk	Msk
038	Richmond	1957	11	1%
039	Vancouver	4165	35	1%
040	New Westminster	341	Msk	Msk
041	Burnaby	1786	16	1%
042	Maple Ridge-Pitt Meadows	913	5	1%
043	Coquitlam	2377	12	1%
044	North Vancouver	1299	5	0%
045	West Vancouver	572	Msk	Msk
046	Sunshine Coast	274	Msk	Msk
047	Powell River	220	Msk	Msk
048	Howe Sound	260	Msk	Msk
050	Haida Gwaii/Queen Charlotte	37	Msk	Msk
052	Prince Rupert	196	Msk	Msk

Institution		# of 2002/03 K-12 Graduates	Students	
			# of K-12 Graduates Transitioning Within 1 Year	% of K-12 Graduates Transitioning Within 1 Year
053	Okanagan Similkameen	206	Msk	Msk
054	Bulkley Valley	199	Msk	Msk
057	Prince George	1069	12	1%
059	Peace River South	292	Msk	Msk
060	Peace River North	346	Msk	Msk
061	Greater Victoria	1509	7	0%
062	Sooke	517	Msk	Msk
063	Saanich	740	6	1%
064	Gulf Islands	124	Msk	Msk
067	Okanagan Skaha	574	Msk	Msk
068	Nanaimo-Ladysmith	1003	8	1%
069	Qualicum	338	Msk	Msk
070	Alberni	290	Msk	Msk
071	Comox Valley	643	Msk	Msk
072	Campbell River	473	Msk	Msk
073	Kamloops/Thompson	1067	Msk	Msk
074	Gold Trail	99	Msk	Msk
075	Mission	353	Msk	Msk
078	Fraser-Cascade	147	Msk	Msk
079	Cowichan Valley	547	7	1%
081	Fort Nelson	53	Msk	Msk
082	Coast Mountains	476	7	1%
083	North Okanagan-Shuswap	638	Msk	Msk
085	Vancouver Island North	153	5	3%
091	Nechako Lakes	288	8	3%
093	Conseil scolaire francophone	79	Msk	Msk
Ind	Abbotsford Christian School	93	Msk	Msk
Ind	Fraser Valley Adventist Academy	24	Msk	Msk
Ind	Credo Christian High School	74	Msk	Msk
Ind	St John Brebeuf	56	Msk	Msk
Ind	Archbishop Carney Secondary	119	Msk	Msk
Ind	Duncan Christian School	20	Msk	Msk
Ind	Langley Christian	67	Msk	Msk
Ind	Mennonite Educational Institute	163	Msk	Msk
Ind	Nanaimo Christian School	9	Msk	Msk
Ind	Timothy Christian School	27	Msk	Msk
Ind	St George's School	144	Msk	Msk
Ind	St Margaret's	49	Msk	Msk
Ind	Shawnigan Lake	108	Msk	Msk
Ind	Pacific Academy	104	Msk	Msk
Ind	Glenlyon Norfolk School	65	Msk	Msk
Ind	Collingwood School	93	Msk	Msk
Ind	Meadowridge Secondary	14	Msk	Msk
Ind	St John's School	14	Msk	Msk
Ind	Glen Eden School	3	Msk	Msk
Ind	Coquitlam College	18	Msk	Msk
Ind	Royal Canadian College	23	Msk	Msk
Ind	Kingston High School	49	11	22%
Ind	St John's International	7	Msk	Msk
Ind	Bella Bella Community School	12	Msk	Msk
Ind	Century High School	19	Msk	Msk

Institution		# of 2002/03 K-12 Graduates	Students	
			# of K-12 Graduates Transitioning Within 1 Year	% of K-12 Graduates Transitioning Within 1 Year
Selkirk College				
005	Southeast Kootenay	542	Msk	Msk
006	Rocky Mountain	310	Msk	Msk
008	Kootenay Lake	478	104	22%
010	Arrow Lakes	43	6	14%
019	Revelstoke	102	Msk	Msk
020	Kootenay-Columbia	441	181	41%
022	Vernon	724	Msk	Msk
023	Central Okanagan	1516	Msk	Msk
028	Quesnel	282	Msk	Msk
033	Chilliwack	618	Msk	Msk
035	Langley	1353	Msk	Msk
036	Surrey	3819	Msk	Msk
041	Burnaby	1786	Msk	Msk
042	Maple Ridge-Pitt Meadows	913	Msk	Msk
043	Coquitlam	2377	Msk	Msk
044	North Vancouver	1299	Msk	Msk
051	Boundary	130	21	16%
053	Okanagan Similkameen	206	7	3%
054	Bulkley Valley	199	Msk	Msk
060	Peace River North	346	Msk	Msk
061	Greater Victoria	1509	Msk	Msk
067	Okanagan Skaha	574	Msk	Msk
068	Nanaimo-Ladysmith	1003	Msk	Msk
073	Kamloops/Thompson	1067	Msk	Msk
078	Fraser-Cascade	147	Msk	Msk
083	North Okanagan-Shuswap	638	5	1%
085	Vancouver Island North	153	Msk	Msk
091	Nechako Lakes	288	Msk	Msk
Ind	Brentwood College	101	Msk	Msk
Ind	Shawnigan Lake	108	Msk	Msk
Ind	Century High School	19	Msk	Msk
University College of the Cariboo				
005	Southeast Kootenay	542	5	1%
006	Rocky Mountain	310	7	2%
008	Kootenay Lake	478	5	1%
010	Arrow Lakes	43	Msk	Msk
019	Revelstoke	102	6	6%
020	Kootenay-Columbia	441	9	2%
022	Vernon	724	9	1%
023	Central Okanagan	1516	10	1%
027	Cariboo-Chilcotin	447	137	31%
028	Quesnel	282	9	3%
033	Chilliwack	618	Msk	Msk
034	Abbotsford	1257	5	0%
035	Langley	1353	5	0%
036	Surrey	3819	Msk	Msk
037	Delta	1248	Msk	Msk
038	Richmond	1957	Msk	Msk
039	Vancouver	4165	Msk	Msk
042	Maple Ridge-Pitt Meadows	913	Msk	Msk

Institution		# of 2002/03 K-12 Graduates	Students	
			# of K-12 Graduates Transitioning Within 1 Year	% of K-12 Graduates Transitioning Within 1 Year
043	Coquitlam	2377	5	0%
044	North Vancouver	1299	Msk	Msk
045	West Vancouver	572	Msk	Msk
046	Sunshine Coast	274	Msk	Msk
047	Powell River	220	Msk	Msk
048	Howe Sound	260	8	3%
049	Central Coast	16	Msk	Msk
051	Boundary	130	5	4%
053	Okanagan Similkameen	206	10	5%
054	Bulkley Valley	199	17	9%
057	Prince George	1069	8	1%
058	Nicola-Similkameen	177	21	12%
059	Peace River South	292	Msk	Msk
061	Greater Victoria	1509	Msk	Msk
062	Sooke	517	Msk	Msk
063	Saanich	740	Msk	Msk
067	Okanagan Skaha	574	20	3%
068	Nanaimo-Ladysmith	1003	Msk	Msk
069	Qualicum	338	Msk	Msk
073	Kamloops/Thompson	1067	445	42%
074	Gold Trail	99	23	23%
075	Mission	353	7	2%
078	Fraser-Cascade	147	9	6%
079	Cowichan Valley	547	Msk	Msk
081	Fort Nelson	53	Msk	Msk
082	Coast Mountains	476	22	5%
083	North Okanagan-Shuswap	638	30	5%
091	Nechako Lakes	288	11	4%
Ind	Cariboo Adventist Academy	10	Msk	Msk
Ind	Kamloops Christian School	18	9	50%
Ind	St Ann's Academy	56	38	68%
Ind	Immaculata Regional High School	49	Msk	Msk
Ind	Holy Cross Regional High School	131	Msk	Msk
Ind	Archbishop Carney Secondary	119	Msk	Msk
Ind	Houston Christian School	11	Msk	Msk
Ind	Bulkley Valley Christian School	36	Msk	Msk
Ind	Langley Christian	67	Msk	Msk
Ind	Queen Margaret's	21	Msk	Msk
Ind	Glenlyon Norfolk School	65	Msk	Msk
Ind	Meadowridge Secondary	14	Msk	Msk
Ind	Coquitlam College	18	Msk	Msk
Ind	Glenfir School	11	Msk	Msk
Ind	CN Woodward Independent School	Msk	Msk	Msk
Ind	Malaspina International High School	42	Msk	Msk
University College of the Fraser Valley				
005	Southeast Kootenay	542	Msk	Msk
023	Central Okanagan	1516	Msk	Msk
027	Cariboo-Chilcotin	447	Msk	Msk
033	Chilliwack	618	186	30%
034	Abbotsford	1257	455	36%
035	Langley	1353	123	9%

Institution		# of 2002/03 K-12 Graduates	Students	
			# of K-12 Graduates Transitioning Within 1 Year	% of K-12 Graduates Transitioning Within 1 Year
036	Surrey	3819	29	1%
037	Delta	1248	Msk	Msk
038	Richmond	1957	Msk	Msk
039	Vancouver	4165	Msk	Msk
041	Burnaby	1786	Msk	Msk
042	Maple Ridge-Pitt Meadows	913	110	12%
043	Coquitlam	2377	10	0%
044	North Vancouver	1299	Msk	Msk
045	West Vancouver	572	Msk	Msk
046	Sunshine Coast	274	Msk	Msk
048	Howe Sound	260	Msk	Msk
052	Prince Rupert	196	Msk	Msk
053	Okanagan Similkameen	206	Msk	Msk
054	Bulkley Valley	199	Msk	Msk
057	Prince George	1069	6	1%
058	Nicola-Similkameen	177	Msk	Msk
059	Peace River South	292	Msk	Msk
061	Greater Victoria	1509	Msk	Msk
067	Okanagan Skaha	574	Msk	Msk
069	Qualicum	338	Msk	Msk
070	Alberni	290	Msk	Msk
073	Kamloops/Thompson	1067	Msk	Msk
074	Gold Trail	99	Msk	Msk
075	Mission	353	76	22%
078	Fraser-Cascade	147	39	27%
081	Fort Nelson	53	Msk	Msk
083	North Okanagan-Shuswap	638	Msk	Msk
Ind	Abbotsford Christian School	93	20	22%
Ind	Fraser Valley Christian High	108	Msk	Msk
Ind	Brentwood College	101	Msk	Msk
Ind	Fraser Valley Adventist Academy	24	Msk	Msk
Ind	Credo Christian High School	74	20	27%
Ind	St John Brebeuf	56	20	36%
Ind	Holy Cross Regional High School	131	Msk	Msk
Ind	Archbishop Carney Secondary	119	Msk	Msk
Ind	St Thomas Aquinas	86	Msk	Msk
Ind	Unity Christian School	19	8	42%
Ind	Maple Ridge Christian School	19	Msk	Msk
Ind	Langley Christian	67	8	12%
Ind	Mennonite Educational Institute	163	60	37%
Ind	Mount Cheam Christian School	Msk	Msk	Msk
Ind	Timothy Christian School	27	13	48%
Ind	Cornerstone Christian School	9	Msk	Msk
Ind	Pacific Academy	104	Msk	Msk
Ind	Highroad Academy	18	5	28%
Ind	Collingwood School	93	Msk	Msk
Ind	Meadowridge Secondary	14	Msk	Msk
Vancouver Community College				
005	Southeast Kootenay	542	Msk	Msk
006	Rocky Mountain	310	Msk	Msk
008	Kootenay Lake	478	Msk	Msk

Institution		# of 2002/03 K-12 Graduates	Students	
			# of K-12 Graduates Transitioning Within 1 Year	% of K-12 Graduates Transitioning Within 1 Year
020	Kootenay-Columbia	441	Msk	Msk
022	Vernon	724	Msk	Msk
023	Central Okanagan	1516	Msk	Msk
033	Chilliwack	618	5	1%
034	Abbotsford	1257	Msk	Msk
035	Langley	1353	12	1%
036	Surrey	3819	51	1%
037	Delta	1248	21	2%
038	Richmond	1957	46	2%
039	Vancouver	4165	190	5%
040	New Westminster	341	8	2%
041	Burnaby	1786	48	3%
042	Maple Ridge-Pitt Meadows	913	12	1%
043	Coquitlam	2377	24	1%
044	North Vancouver	1299	18	1%
045	West Vancouver	572	Msk	Msk
046	Sunshine Coast	274	Msk	Msk
047	Powell River	220	Msk	Msk
048	Howe Sound	260	Msk	Msk
052	Prince Rupert	196	Msk	Msk
057	Prince George	1069	Msk	Msk
060	Peace River North	346	Msk	Msk
064	Gulf Islands	124	Msk	Msk
068	Nanaimo-Ladysmith	1003	Msk	Msk
069	Qualicum	338	Msk	Msk
075	Mission	353	Msk	Msk
078	Fraser-Cascade	147	Msk	Msk
079	Cowichan Valley	547	Msk	Msk
082	Coast Mountains	476	Msk	Msk
085	Vancouver Island North	153	Msk	Msk
093	Conseil scolaire francophone	79	Msk	Msk
Ind	Abbotsford Christian School	93	Msk	Msk
Ind	Immaculata Regional High School	49	Msk	Msk
Ind	Holy Cross Regional High School	131	Msk	Msk
Ind	Notre Dame Regional Secondary	127	7	6%
Ind	St Patrick Regional Secondary	93	5	5%
Ind	St Thomas Aquinas	86	Msk	Msk
Ind	Richmond Christian School	25	Msk	Msk
Ind	St George's School	144	Msk	Msk
Ind	St Thomas More Collegiate	119	Msk	Msk
Ind	Little Flower Academy	89	Msk	Msk
Ind	Vancouver College	140	Msk	Msk
Ind	Pacific Christian School	70	Msk	Msk
Ind	Pacific Academy	104	Msk	Msk
Ind	King's School	7	Msk	Msk
Ind	Fraser Academy	16	Msk	Msk
College Total		43719	15896	36%

* In most instances, the sub-totals and total have not been masked due to masking of data from multiple institutions.

Appendix V

Where are these students from? – Grouped by College and University College Region

Note: "College and University College Regions" are designated by Order in Council under the College and Institute Act, to allow institutions to serve regional mandates.

Note: "Msk" (abbreviation of Mask) indicates that the cell is based on one through four students and has been masked to comply with provisions of Freedom of Information and Protection of Privacy Act.

Table 8: Transitions by BC College and University College Region

K-12 Public School District	K-12 School	# of 2002/03 K-12 Graduates	Students			
			# of K-12 Graduates Transitioning Within 1 Year	% of K-12 Graduates Transitioning Within 1 Year		
Comosun						
061	Greater Victoria	06161000	Continuing Ed SD 61	Msk	Msk	Msk
061	Greater Victoria	06161006	Victor School	Msk	Msk	Msk
061	Greater Victoria	06161018	Victoria High School	302	61	20%
061	Greater Victoria	06161024	Oak Bay Secondary	223	57	26%
061	Greater Victoria	06161048	Esquimalt High School	144	30	21%
061	Greater Victoria	06161049	Mount Douglas Secondary	345	71	21%
061	Greater Victoria	06161057	Reynolds Secondary	140	51	36%
061	Greater Victoria	06161063	Spectrum Community	239	63	26%
061	Greater Victoria	06161064	Lambrick Park Secondary	110	36	33%
061	Greater Victoria	06199015	Girls' Alternative Program	Msk	Msk	Msk
062	Sooke	06262000	Westshore Centre for Learning & Training	24	Msk	Msk
062	Sooke	06262013	Belmont Secondary	369	79	21%
062	Sooke	06262033	Edward Milne Community School	91	22	24%
062	Sooke	06299042	Western Opportunity Network	7	Msk	Msk
062	Sooke	06299043	Byte Alternate Program	26	Msk	Msk
063	Saanich	06363020	Stelly's Secondary School	251	49	20%
063	Saanich	06363021	Claremont Secondary School	249	66	27%
063	Saanich	06363022	Parkland Secondary School	170	49	29%
063	Saanich	06398007	SD 063 Connect Program	20	8	40%
063	Saanich	06399075	SD 63 Individual Learning Centre	22	5	23%
063	Saanich	10163000	South Island Distance Ed.	27	9	33%
064	Gulf Islands	06464010	Gulf Islands Secondary	122	35	29%
093	Conseil scolaire francophone	09361023	L'ecole Victor Brodeur	14	Msk	Msk
Ind	Victoria	06196008	St Michaels University School - Senior	137	13	9%
Ind	Victoria	06196010	St Margaret's	49	14	29%
Ind	Victoria	06196021	Glenlyon Norfolk School	65	8	12%
Ind	Victoria	06196084	Pacific Christian School	70	20	29%
Ind	Victoria	06196341	St Andrew's Regional High	64	16	25%
Ind	Victoria	06296461	Lighthouse Christian Academy	10	Msk	Msk
Capilano						
044	North Vancouver	04444000	Continuing Ed SD 44	48	24	50%
044	North Vancouver	04444012	Sutherland Secondary	193	45	23%
044	North Vancouver	04444022	Argyle Secondary	269	113	42%
044	North Vancouver	04444025	Handsworth Secondary School	246	76	31%

K-12 Public School District	K-12 School		# of 2002/03 K-12 Graduates	Students		
				# of K-12 Graduates Transitioning Within 1 Year	% of K-12 Graduates Transitioning Within 1 Year	
044	North Vancouver	04444026	Windsor Secondary	156	71	46%
044	North Vancouver	04444036	Carson Graham Secondary	240	99	41%
044	North Vancouver	04444047	Seycove Secondary Community	147	59	40%
045	West Vancouver	04545010	Sentinel Secondary	184	44	24%
045	West Vancouver	04545015	West Vancouver Secondary	388	120	31%
046	Sunshine Coast	04646008	Elphinstone Secondary	119	27	23%
046	Sunshine Coast	04646012	Pender Harbour Elem-Secondary	24	5	21%
046	Sunshine Coast	04646017	Chatelech Secondary	125	26	21%
046	Sunshine Coast	04699076	Sunshine Coast Alternative School	6	Msk	Msk
048	Howe Sound	04848004	Howe Sound Secondary	186	51	27%
048	Howe Sound	04848021	Pemberton Secondary School	31	11	35%
048	Howe Sound	04848022	Whistler Secondary	43	Msk	Msk
093	Conseil scolaire francophone	09346017	Chatelech Secondary	125	Msk	Msk
Ind	North Vancouver	04496062	St Thomas Aquinas	86	44	51%
Ind	West Vancouver	04596367	Collingwood School	93	10	11%
Cariboo						
027	Cariboo-Chilcotin	02727047	Columnneetza Secondary	98	52	53%
027	Cariboo-Chilcotin	02727056	Peter Skene Ogden Secondary	158	48	30%
027	Cariboo-Chilcotin	02727058	Anne Stevenson Secondary	48	10	21%
027	Cariboo-Chilcotin	02727069	Williams Lake Secondary School	108	52	48%
027	Cariboo-Chilcotin	02799060	Graduation Routes Other Ways	35	12	34%
058	Nicola-Similkameen	05831005	Merritt Secondary	103	34	33%
058	Nicola-Similkameen	05898002	SCIDES CoNNect School	5	Msk	Msk
058	Nicola-Similkameen	10131000	South Central Interior Distance Ed.	19	5	26%
073	Kamloops/Thompson	07324012	South Kamloops Secondary	132	62	47%
073	Kamloops/Thompson	07324030	John Peterson Secondary	95	52	55%
073	Kamloops/Thompson	07324035	Chase Secondary	54	16	30%
073	Kamloops/Thompson	07324043	Brocklehurst Secondary	118	50	42%
073	Kamloops/Thompson	07324044	Norkam Secondary	154	68	44%
073	Kamloops/Thompson	07324045	Valleyview Secondary	123	56	46%
073	Kamloops/Thompson	07324048	Barriere Secondary	38	12	32%
073	Kamloops/Thompson	07324055	Westsyde Secondary	121	56	46%

K-12 Public School District	K-12 School	# of 2002/03 K-12 Graduates	Students			
			# of K-12 Graduates Transitioning Within 1 Year	% of K-12 Graduates Transitioning Within 1 Year		
073	Kamloops/Thompson	07324057	Sa-hali Secondary	141	68	48%
073	Kamloops/Thompson	07324070	Logan Lake Elem-Secondary	20	10	50%
073	Kamloops/Thompson	07326005	Clearwater Secondary School	53	20	38%
073	Kamloops/Thompson	07399042	Kamloops Community Learning Centre	8	5	63%
074	Gold Trail	07429015	Lillooet Secondary	46	13	28%
074	Gold Trail	07430010	Kumsheen Elem-Secondary	6	Msk	Msk
074	Gold Trail	07430015	David Stoddart Secondary	11	Msk	Msk
074	Gold Trail	07430016	Ashcroft Secondary	29	11	38%
074	Gold Trail	07474017	Venables Valley Community School	Msk	Msk	Msk
074	Gold Trail	07499134	Gold Trail Open Learning Program	Msk	Msk	Msk
Ind	Douglas Lake	05896632	CN Woodward Independent School	Msk	Msk	Msk
Ind	Kamloops	07396280	Kamloops Christian School	18	9	50%
Ind	Kamloops	07396194	St Ann's Academy	56	38	68%
Ind	Williams Lake	02796177	Cariboo Adventist Academy	10	Msk	Msk
Douglas						
040	New Westminster	04040000	Continuing Ed SD 40	23	7	30%
040	New Westminster	04040008	New Westminster Secondary	305	115	38%
040	New Westminster	04099124	Sigma	8	Msk	Msk
040	New Westminster	04099126	Power Program	5	Msk	Msk
041	Burnaby	04141000	Burnaby Continuing Education	54	20	37%
041	Burnaby	04141001	Burnaby Central Secondary	243	95	39%
041	Burnaby	04141002	Burnaby North Secondary	384	119	31%
041	Burnaby	04141005	Alpha Secondary	215	86	40%
041	Burnaby	04141007	Cariboo Hill Secondary	158	64	41%
041	Burnaby	04141011	Moscrop Secondary	200	76	38%
041	Burnaby	04141062	Burnaby South Secondary	361	142	39%
041	Burnaby	04141063	Burnaby Mountain Secondary	165	68	41%
041	Burnaby	04141066	Canada Way Learning Centre	5	Msk	Msk
042	Maple Ridge-Pitt Meadows	04242000	Continuing Ed SD 42	21	Msk	Msk
042	Maple Ridge-Pitt Meadows	04242001	Maple Ridge Secondary	235	74	31%
042	Maple Ridge-Pitt Meadows	04242002	Garibaldi Secondary	182	64	35%
042	Maple Ridge-Pitt Meadows	04242003	Pitt Meadows Secondary	159	62	39%
042	Maple Ridge-Pitt Meadows	04242004	Westview Secondary	184	44	24%
042	Maple Ridge-Pitt Meadows	04242038	Thomas Haney Centre	127	56	44%
043	Coquitlam	04343000	Continuing Ed SD 43	11	Msk	Msk
043	Coquitlam	04343076	Centennial School	421	147	35%
043	Coquitlam	04343080	Dr. Charles Best Secondary School	201	53	26%
043	Coquitlam	04343088	Port Moody Secondary	350	108	31%
043	Coquitlam	04343125	Gleneagle Secondary School	376	137	36%

K-12 Public School District	K-12 School	# of 2002/03 K-12 Graduates	Students			
			# of K-12 Graduates Transitioning Within 1 Year	% of K-12 Graduates Transitioning Within 1 Year		
043	Coquitlam	04343130	Pinetree Secondary School	360	108	30%
043	Coquitlam	04343132	Riverside Secondary	311	112	36%
043	Coquitlam	04343136	Terry Fox Secondary	347	128	37%
Ind	Burnaby	04196031	St Thomas More Collegiate	119	38	32%
Ind	Coquitlam	04396349	Coquitlam College	18	7	39%
Ind	Coquitlam	04396588	Traditional Learning Academy	Msk	Msk	Msk
Ind	Maple Ridge	04296099	Maple Ridge Christian School	19	Msk	Msk
Ind	Maple Ridge	04296673	Meadowridge Secondary	14	Msk	Msk
Ind	New Westminster	04096707	Purpose Independent Secondary School	13	Msk	Msk
Ind	Port Coquitlam	04396629	Archbishop Carney Secondary	119	44	37%
East Kootenay						
005	Southeast Kootenay	00501006	Sparwood Secondary	45	13	29%
005	Southeast Kootenay	00501016	Elkford Secondary	54	9	17%
005	Southeast Kootenay	00502001	Mount Baker Secondary	328	121	37%
005	Southeast Kootenay	00505000	District Learning Centre	23	Msk	Msk
005	Southeast Kootenay	00505032	Fernie Secondary School	92	22	24%
006	Rocky Mountain	00603008	Selkirk Secondary School	110	36	33%
006	Rocky Mountain	00604015	David Thompson Secondary	103	17	17%
006	Rocky Mountain	00606000	Continuing Ed SD 06	Msk	Msk	Msk
006	Rocky Mountain	00618005	Golden Secondary	76	20	26%
006	Rocky Mountain	00699069	Golden Alternate School	14	Msk	Msk
008	Kootenay Lake	00886006	Crawford Bay Elem-Secondary	5	Msk	Msk
008	Kootenay Lake	00886007	Prince Charles Secondary	129	36	28%
008	Kootenay Lake	00886018	J V Humphries Elem-Secondary	30	7	23%
008	Kootenay Lake	10107000	Distance Ed School-Kootenays	11	Msk	Msk
Fraser Valley						
033	Chilliwack	03333012	Chilliwack Secondary	246	94	38%
033	Chilliwack	03333018	Sardis Secondary	308	112	36%
033	Chilliwack	03398003	SD 033 Connect Program	11	Msk	Msk
033	Chilliwack	03399056	Ed. Ctr Academic Upgrading	13	Msk	Msk
033	Chilliwack	10133000	Fraser Valley Distance Education School	40	10	25%
034	Abbotsford	03434000	Continuing Ed SD 34	Msk	Msk	Msk
034	Abbotsford	03434022	Abbotsford Senior Secondary	275	118	43%
034	Abbotsford	03434029	Career Technical Centre	89	32	36%
034	Abbotsford	03434038	Yale Secondary	253	86	34%
034	Abbotsford	03434041	W J Mouat Secondary	242	91	38%
034	Abbotsford	03434052	Rick Hansen Secondary	185	88	48%
034	Abbotsford	03434054	Robert Bateman Secondary	178	76	43%
034	Abbotsford	03499055	Alternate Program	32	11	34%
075	Mission	07575000	Continuing Ed SD 75	12	Msk	Msk
075	Mission	07575012	Cedar Valley School	9	Msk	Msk
075	Mission	07575014	Mission Secondary	109	34	31%
075	Mission	07575022	Hatzic Secondary School	94	29	31%

K-12 Public School District	K-12 School	# of 2002/03 K-12 Graduates	Students			
			# of K-12 Graduates Transitioning Within 1 Year	% of K-12 Graduates Transitioning Within 1 Year		
075	Mission	07575033	Heritage Park Secondary	116	34	29%
078	Fraser-Cascade	07832003	Hope Secondary	81	33	41%
078	Fraser-Cascade	07832004	Boston Bar Elem-Secondary	Msk	Msk	Msk
078	Fraser-Cascade	07876003	Agassiz Elem-Secondary	60	21	35%
078	Fraser-Cascade	07878000	Continuing Ed SD 78	Msk	Msk	Msk
Ind	Abbotsford	03496069	Abbotsford Christian School	93	26	28%
Ind	Abbotsford	03496320	Cornerstone Christian School	9	Msk	Msk
Ind	Abbotsford	03496020	Mennonite Educational Institute	163	63	39%
Ind	Abbotsford	03496595	St John Brebeuf	56	28	50%
Ind	Chilliwack	03396251	Highroad Academy	18	5	28%
Ind	Chilliwack	03396354	Mount Cheam Christian School	Msk	Msk	Msk
Ind	Chilliwack	03396209	Timothy Christian School	27	15	56%
Ind	Chilliwack	03396688	Unity Christian School	19	8	42%
Kwantlen						
035	Langley	03535019	Langley Secondary	140	40	29%
035	Langley	03535020	Aldergrove Community Secondary School	139	51	37%
035	Langley	03535029	Langley Fine Arts School	83	23	28%
035	Langley	03535031	H D Stafford Secondary School	128	29	23%
035	Langley	03535034	D W Poppy Secondary	189	53	28%
035	Langley	03535036	Brookwood Secondary	172	51	30%
035	Langley	03535041	Mountain Secondary	106	37	35%
035	Langley	03535050	Walnut Grove Secondary	298	88	30%
035	Langley	03595007	PRP - D/HH R.E. Mountain Secondary	Msk	Msk	Msk
035	Langley	03599050	Langley Education Centre	86	24	28%
035	Langley	03599092	PASS Program	9	Msk	Msk
036	Surrey	03636000	Continuing Ed SD 36	72	26	36%
036	Surrey	03636022	Queen Elizabeth Secondary	338	143	42%
036	Surrey	03636028	North Surrey Secondary	167	72	43%
036	Surrey	03636041	Lord Tweedsmuir Secondary	189	64	34%
036	Surrey	03636045	Johnston Heights Secondary	211	71	34%
036	Surrey	03636047	Guildford Park Secondary	221	71	32%
036	Surrey	03636049	Semiahmo Secondary	320	93	29%
036	Surrey	03636079	L A Matheson Secondary	160	70	44%
036	Surrey	03636105	Earl Marriott Secondary	250	77	31%
036	Surrey	03636106	Frank Hurt Secondary	164	73	45%
036	Surrey	03636114	Enver Creek Secondary	216	100	46%
036	Surrey	03636141	Fraser Heights Secondary	198	59	30%
036	Surrey	03636150	Tamanawis Secondary	204	98	48%
036	Surrey	03636156	Elgin Park Secondary	212	49	23%
036	Surrey	03636164	Sullivan Heights Secondary	148	52	35%
036	Surrey	03636167	Fleetwood Park Secondary	260	96	37%
036	Surrey	03636175	Clayton Heights Secondary	165	50	30%
036	Surrey	03636246	Princess Margaret Secondary	224	113	50%
036	Surrey	03636248	Kwantlen Park Secondary	12	Msk	Msk
036	Surrey	03699057	South Surrey White Rock Learning Centre	16	Msk	Msk
036	Surrey	03699059	Cloverdale Learning Centre	15	Msk	Msk
036	Surrey	03699062	North Surrey Learning Centre	24	Msk	Msk
036	Surrey	03699064	Guildford Learning Centre	9	Msk	Msk
036	Surrey	03699121	Newton Learning Centre	24	11	46%

K-12 Public School District	K-12 School	# of 2002/03 K-12 Graduates	Students			
			# of K-12 Graduates Transitioning Within 1 Year	% of K-12 Graduates Transitioning Within 1 Year		
037	Delta	03737000	Delta Continuing Education	29	10	34%
037	Delta	03737003	Delta Secondary	246	90	37%
037	Delta	03737012	North Delta Senior Secondary	476	217	46%
037	Delta	03737037	South Delta Secondary	221	81	37%
037	Delta	03737040	Seaquam Secondary	222	72	32%
037	Delta	03795008	PRP for Autism and Related Disorders	Msk	Msk	Msk
037	Delta	03799080	Delta Alternate School	53	14	26%
038	Richmond	03838000	Continuing Ed SD 38	76	35	46%
038	Richmond	03838011	Richmond Secondary	203	65	32%
038	Richmond	03838018	Steveston Secondary	182	49	27%
038	Richmond	03838024	R C Palmer Secondary	167	77	46%
038	Richmond	03838031	Hugh Boyd Secondary	155	69	45%
038	Richmond	03838033	Hugh McRoberts Secondary	164	76	46%
038	Richmond	03838042	J N Burnett Secondary	245	90	37%
038	Richmond	03838044	Matthew McNair Secondary	215	106	49%
038	Richmond	03838045	Charles E London Secondary	197	69	35%
038	Richmond	03838058	Cambie Secondary	197	92	47%
038	Richmond	03838062	Robert Alexander McMath Secondary	156	64	41%
093	Conseil scolaire francophone	09336050	Ecole Gabrielle-Roy	7	Msk	Msk
Ind	Aldergrove	03596061	Fraser Valley Adventist Academy	24	Msk	Msk
Ind	Delta	03796516	Marlborough Private School	5	Msk	Msk
Ind	Langley	03596289	Credo Christian High School	74	27	36%
Ind	Langley	03596311	Langley Christian	67	20	30%
Ind	Milner	03596376	King's School	7	Msk	Msk
Ind	Richmond	03896178	Richmond Christian School	25	11	44%
Ind	Richmond	03896563	Richmond International High Sch/College	16	Msk	Msk
Ind	Surrey	03696015	Fraser Valley Christian High	108	30	28%
Ind	Surrey	03696166	Holy Cross Regional High School	131	63	48%
Ind	Surrey	03696394	Pacific Academy	104	23	22%
Ind	Surrey	03696476	Regent Christian Academy	14	5	36%
Ind	Surrey	03696048	Relevant High	5	Msk	Msk
Ind	Surrey	03696669	Southridge Senior Secondary	41	Msk	Msk
Ind	Surrey	03696309	White Rock Christian Academy	18	Msk	Msk
Malaspina						
047	Powell River	04747004	Westview Learning Centre	Msk	Msk	Msk
047	Powell River	04747012	Max Cameron Secondary	117	53	45%
047	Powell River	04747021	Brooks Secondary	100	46	46%
068	Nanaimo-Ladysmith	06868001	Nanaimo District Secondary	209	91	44%
068	Nanaimo-Ladysmith	06868002	Ladysmith Secondary	99	52	53%
068	Nanaimo-Ladysmith	06868007	Cedar Community Secondary	84	31	37%
068	Nanaimo-Ladysmith	06868010	Dover Bay Secondary	275	120	44%
068	Nanaimo-Ladysmith	06868011	John Barsby Community School	73	36	49%

K-12 Public School District	K-12 School	# of 2002/03 K-12 Graduates	Students		
			# of K-12 Graduates Transitioning Within 1 Year	% of K-12 Graduates Transitioning Within 1 Year	
068	Nanaimo-Ladysmith 06868013	Woodlands Secondary	119	48	40%
068	Nanaimo-Ladysmith 06868015	Wellington Secondary	141	67	48%
068	Nanaimo-Ladysmith 06899022	Vast Centre	Msk	Msk	Msk
069	Qualicum 06969012	Ecole Secondaire Ballenas Secondary	195	53	27%
069	Qualicum 06969014	Kwalikum Secondary	135	50	37%
069	Qualicum 06999123	Pass/Woodwinds Alternate	8	Msk	Msk
079	Cowichan Valley 07965009	Cowichan Secondary	256	92	36%
079	Cowichan Valley 07965026	Charles Hoey Special	Msk	Msk	Msk
079	Cowichan Valley 07965033	Chemainus Secondary	74	25	34%
079	Cowichan Valley 07965039	Frances Kelsey Secondary	156	54	35%
079	Cowichan Valley 07966004	Lake Cowichan Secondary	55	20	36%
093	Conseil scolaire francophone 09347021	Ecole Cote du Soleil	8	Msk	Msk
Ind	Duncan 07996086	Duncan Christian School	20	6	30%
Ind	Duncan 07996017	Queen Margaret's	21	6	29%
Ind	Mill Bay 07996005	Brentwood College	101	11	11%
Ind	Nanaimo 06896650	Malaspina International High School	42	28	67%
Ind	Nanaimo 06896256	Nanaimo Christian School	9	Msk	Msk
Ind	Shawnigan Lake 07996421	Maxwell International Baha'i School	29	8	28%
Ind	Shawnigan Lake 07996006	Shawnigan Lake	108	15	14%
New Caledonia					
028	Quesnel 02828000	Continuing Ed SD 28	Msk	Msk	Msk
028	Quesnel 02828004	Quesnel Secondary School	150	40	27%
028	Quesnel 02828034	Correliou Secondary School	118	34	29%
057	Prince George 05757000	Continuing Ed SD 57	43	10	23%
057	Prince George 05757012	Duchess Park Secondary	143	52	36%
057	Prince George 05757036	Prince George Secondary School	303	110	36%
057	Prince George 05757047	Kelly Road Secondary	200	65	33%
057	Prince George 05757074	Valemount Secondary	17	5	29%
057	Prince George 05757075	McBride Secondary	16	6	38%
057	Prince George 05757079	Mackenzie Secondary	75	38	51%
057	Prince George 05757100	D P Todd Secondary	99	37	37%
057	Prince George 05757101	College Heights Secondary	157	61	39%
057	Prince George 10157000	Central Interior Distance Ed.	16	5	31%
091	Nechako Lakes 09155006	Lakes District Secondary	73	17	23%
091	Nechako Lakes 09156002	Fraser Lake Elem-Secondary	42	11	26%
091	Nechako Lakes 09156007	Fort St James Secondary	50	15	30%
091	Nechako Lakes 09156008	Nechako Valley Secondary	100	18	18%
091	Nechako Lakes 09191000	Continuing Ed SD 91	19	Msk	Msk
091	Nechako Lakes 09199085	Nechako Electronic Busing	Msk	Msk	Msk
093	Conseil scolaire francophone 09357012	Duchess Park Secondary	143	Msk	Msk
Ind	Prince George 05796230	Cedars Christian School	15	Msk	Msk

K-12 Public School District	K-12 School	# of 2002/03 K-12 Graduates	Students			
			# of K-12 Graduates Transitioning Within 1 Year	% of K-12 Graduates Transitioning Within 1 Year		
Northern Lights						
059	Peace River South	05959000	South Peace Continuing Education Centre	Msk	Msk	Msk
059	Peace River South	05959008	South Peace Secondary	185	69	37%
059	Peace River South	05959011	Chetwynd Secondary	80	45	56%
059	Peace River South	05959027	Tumbler Ridge Secondary	24	7	29%
059	Peace River South	05999102	SD 59 Electronic Education	Msk	Msk	Msk
060	Peace River North	06060015	North Peace Secondary	314	116	37%
060	Peace River North	06060039	Prespatou Elem-Secondary	7	Msk	Msk
060	Peace River North	06060060	Hudson's Hope School	16	5	31%
060	Peace River North	06098006	SD 060 Connect Program	Msk	Msk	Msk
060	Peace River North	10160000	Northern BC Distance Ed.	5	Msk	Msk
081	Fort Nelson	08181013	Fort Nelson Secondary	53	26	49%
087	Stikine	08787011	Dease Lake School	5	Msk	Msk
Ind	Dawson Creek	05996252	Mountain Christian School	5	Msk	Msk
North Island						
049	Central Coast	04949002	Sir Alexander Mackenzie Secondary	16	5	31%
070	Alberni	07070001	Alberni District Secondary	259	108	42%
070	Alberni	07070005	Ucluelet Secondary	20	5	25%
070	Alberni	07099041	Alternate Schools	11	Msk	Msk
071	Comox Valley	07171040	Georges P Vanier Secondary	385	134	35%
071	Comox Valley	07171041	Highland Secondary	228	75	33%
071	Comox Valley	07198008	SD 071 Connect Program	7	Msk	Msk
071	Comox Valley	10171000	North Island Distance Ed.	22	Msk	Msk
072	Campbell River	07272010	Carihi Secondary	211	56	27%
072	Campbell River	07272012	Timberline Secondary School	257	97	38%
072	Campbell River	07299073	Elm Street Alternate School	5	Msk	Msk
084	Vancouver Island West	08484012	Gold River Secondary	18	6	33%
084	Vancouver Island West	08484022	Captain Meares Elem-Secondary	7	Msk	Msk
085	Vancouver Island North	08585000	Continuing Ed SD 85	Msk	Msk	Msk
085	Vancouver Island North	08585018	North Island Secondary	88	39	44%
085	Vancouver Island North	08585026	Port Hardy Secondary	63	23	37%
093	Conseil scolaire francophone	09371041	Highland Secondary	228	Msk	Msk
Ind	Ahousat	07097490	Maaqtusiis School	Msk	Msk	Msk

K-12 Public School District	K-12 School	# of 2002/03 K-12 Graduates	Students			
			# of K-12 Graduates Transitioning Within 1 Year	% of K-12 Graduates Transitioning Within 1 Year		
Ind	Campbell River	07296335	Campbell River Christian School	17	6	35%
Ind	Waglisla	04997012	Bella Bella Community School	12	Msk	Msk
Northwest						
050	Haida Gwaii/ Queen Charlotte	05050001	George M Dawson Secondary	21	5	24%
050	Haida Gwaii/ Queen Charlotte	05050012	Queen Charlotte Secondary	16	9	56%
052	Prince Rupert	05252009	Prince Rupert Secondary	89	42	47%
052	Prince Rupert	05252017	Hartley Bay Elem-Jr Secondary	Msk	Msk	Msk
052	Prince Rupert	05252018	Charles Hays Secondary	93	43	46%
052	Prince Rupert	05299087	Kaien Island Alternate School	12	7	58%
054	Bulkley Valley	05454011	Houston Secondary	53	12	23%
054	Bulkley Valley	05454013	Smithers Secondary	146	46	32%
082	Coast Mountains	08280002	Mount Elizabeth Secondary	168	62	37%
082	Coast Mountains	08280007	Kitimat City High	11	Msk	Msk
082	Coast Mountains	08288006	Hazelton Secondary	47	24	51%
082	Coast Mountains	08288024	Caledonia Sr Secondary	229	102	45%
082	Coast Mountains	08288028	Bear Valley School	Msk	Msk	Msk
082	Coast Mountains	08298009	SD 082 Connect Program	Msk	Msk	Msk
082	Coast Mountains	10188000	North Coast Distance Ed.	14	Msk	Msk
092	Nisga'a	09292007	Nisga'a Elementary Secondary	19	Msk	Msk
Ind	Houston	05496091	Houston Christian School	11	Msk	Msk
Ind	Smithers	05496124	Bulkley Valley Christian School	36	11	31%
Ind	Terrace	08296183	Centennial Christian School	6	Msk	Msk
Okanagan						
019	Revelstoke	01919003	Revelstoke Secondary	102	25	25%
022	Vernon	02222004	Charles Bloom Secondary	75	20	27%
022	Vernon	02222007	W L Seaton Secondary	160	53	33%
022	Vernon	02222017	Vernon Secondary	173	48	28%
022	Vernon	02222022	Kalamalka Secondary	125	39	31%
022	Vernon	02222025	Clarence Fulton Secondary	161	55	34%
022	Vernon	02299077	Open Door Alternate School	5	Msk	Msk
023	Central Okanagan	02323000	Continuing Ed SD 23	22	7	32%
023	Central Okanagan	02323028	George Elliot Secondary	142	42	30%
023	Central Okanagan	02323044	Rutland Senior Secondary	365	126	35%
023	Central Okanagan	02323051	Mount Boucherie Senior Secondary	399	148	37%
023	Central Okanagan	02323059	Okanagan Mission Secondary	147	64	44%
023	Central Okanagan	02323076	Kelowna Senior Secondary	433	172	40%
053	Okanagan Similkameen	05314001	Southern Okanagan Secondary	95	32	34%
053	Okanagan Similkameen	05314008	Osoyoos Secondary	62	17	27%
053	Okanagan Similkameen	05316004	Similkameen Elem-Secondary	39	12	31%
053	Okanagan Similkameen	05353000	Okanagan Similkameen Learning Centre	10	Msk	Msk
058	Nicola- Similkameen	05817008	Princeton Secondary	43	8	19%

K-12 Public School District	K-12 School		# of 2002/03 K-12 Graduates	Students		
				# of K-12 Graduates Transitioning Within 1 Year	% of K-12 Graduates Transitioning Within 1 Year	
067	Okanagan Skaha	06715002	Penticton Secondary	418	111	27%
067	Okanagan Skaha	06777002	Summerland Secondary	156	29	19%
083	North Okanagan-Shuswap	08321004	Pleasant Valley Secondary	135	33	24%
083	North Okanagan-Shuswap	08383000	Gateway Community Learning Centre	13	Msk	Msk
083	North Okanagan-Shuswap	08383035	Salmon Arm Senior Secondary	350	103	29%
083	North Okanagan-Shuswap	08389002	A L Fortune Secondary	81	17	21%
083	North Okanagan-Shuswap	08389010	Eagle River Secondary	50	17	34%
083	North Okanagan-Shuswap	08399072	Salmon Arm Storefront	6	Msk	Msk
093	Conseil scolaire francophone	09377002	Summerland Secondary	156	Msk	Msk
Ind	Grindrod	08396714	Christian Home E-School (DL)	Msk	Msk	Msk
Ind	Kelowna	02396479	Heritage Christian School	9	Msk	Msk
Ind	Kelowna	02396013	Immaculata Regional High School	49	27	55%
Ind	Kelowna	02396281	Kelowna Christian School	60	19	32%
Ind	Kelowna	02396023	Okanagan Adventist Academy	10	Msk	Msk
Ind	Summerland	06796593	Glenfir School	11	Msk	Msk
Selkirk						
008	Kootenay Lake	00807012	Salmo Secondary	17	6	35%
008	Kootenay Lake	00807013	L V Rogers Secondary	229	88	38%
008	Kootenay Lake	00807025	Mount Sentinel Secondary	50	21	42%
010	Arrow Lakes	01010006	Nakusp Secondary	37	16	43%
010	Arrow Lakes	01010011	Lucerne Elem-Secondary	6	Msk	Msk
020	Kootenay-Columbia	02009010	Stanley Humphries Secondary	146	79	54%
020	Kootenay-Columbia	02011012	J Lloyd Crowe Secondary	207	109	53%
020	Kootenay-Columbia	02011014	Rossland Secondary	64	32	50%
020	Kootenay-Columbia	02020000	Continuing Ed SD 20	10	Msk	Msk
020	Kootenay-Columbia	02099088	Cooperative Education	7	Msk	Msk
020	Kootenay-Columbia	02099090	On-Line Learning Centre	7	Msk	Msk
051	Boundary	05112002	Grand Forks Secondary School	92	36	39%
051	Boundary	05113010	Boundary Central Secondary	38	7	18%
Vancouver						
039	Vancouver	03939000	Continuing Ed SD 39	353	147	42%
039	Vancouver	03939001	King George Secondary	62	29	47%
039	Vancouver	03939003	Magee Secondary	221	66	30%
039	Vancouver	03939004	Britannia Community Secondary	93	42	45%
039	Vancouver	03939006	Kitsilano Secondary	255	80	31%

K-12 Public School District	K-12 School		# of 2002/03 K-12 Graduates	Students		
				# of K-12 Graduates Transitioning Within 1 Year	% of K-12 Graduates Transitioning Within 1 Year	
039	Vancouver	03939007	John Oliver Secondary	166	83	50%
039	Vancouver	03939008	Lord Byng Secondary	182	49	27%
039	Vancouver	03939010	Templeton Secondary	178	75	42%
039	Vancouver	03939011	Vancouver Technical Secondary	261	102	39%
039	Vancouver	03939012	Point Grey Secondary	219	65	30%
039	Vancouver	03939014	Gladstone Secondary	201	96	48%
039	Vancouver	03939015	Sir Winston Churchill Secondary	344	109	32%
039	Vancouver	03939016	Killarney Secondary	330	148	45%
039	Vancouver	03939017	Sir Charles Tupper Secondary	133	73	55%
039	Vancouver	03939018	David Thompson Secondary	103	129	125%
039	Vancouver	03939019	Prince of Wales Secondary	218	60	28%
039	Vancouver	03939020	Windermere Community Secondary	187	101	54%
039	Vancouver	03939022	Eric Hamber Secondary	299	111	37%
039	Vancouver	03939024	University Hill Secondary	75	10	13%
039	Vancouver	03995051	University Transition Program	10	Msk	Msk
039	Vancouver	03998004	SD 039 Connect Program	10	Msk	Msk
039	Vancouver	10139000	Greater Vancouver Distance Ed.	88	34	39%
093	Conseil scolaire francophone	09339006	Kitsilano Secondary	255	8	3%
Ind	North Vancouver	03996551	Bodwell High School	36	Msk	Msk
Ind	Vancouver	03996659	Century High School	19	Msk	Msk
Ind	Vancouver	03996319	Columbia College	5	Msk	Msk
Ind	Vancouver	03996004	Crofton House	75	5	7%
Ind	Vancouver	03996332	Fraser Academy	16	6	38%
Ind	Vancouver	03996364	Glen Eden School	Msk	Msk	Msk
Ind	Vancouver	03996497	Kingston High School	49	18	37%
Ind	Vancouver	03996019	Little Flower Academy	89	22	25%
Ind	Vancouver	03996022	Notre Dame Regional Secondary	127	69	54%
Ind	Vancouver	03996538	Royal Canadian College	23	Msk	Msk
Ind	Vancouver	03996002	St George's School	144	6	4%
Ind	Vancouver	03996527	St John's International	7	Msk	Msk
Ind	Vancouver	03996435	St John's School	14	6	43%
Ind	Vancouver	03996030	St Patrick Regional Secondary	93	50	54%
Ind	Vancouver	03996007	Vancouver College	140	50	36%
Ind	Vancouver	03996645	West Point Grey Academy	30	6	20%
Ind	Vancouver	03996011	York House School	52	Msk	Msk
Total				43719	15185	35%

Appendix VI

Technical Notes

Questions #1 and #4

- grade 12 school year = 2002/03 (July 1 - June 30)
- K-12 graduation year = 2002/03 (October 1 - September 30)
- graduation credential = Dogwood Diploma, Adult Dogwood Diploma, or BC Adult Graduation Certificate (aka Adult Dogwood Diploma – it is now under only one name)
- Post-secondary school year = 2003/04 (September 1 - August 31)
- Count is of distinct PEN's
- all k-12 information is from the k-12 2002/03 school year

Question #2

- grade 12 school year = 2002/03 (July 1 - June 30)
- K-12 graduation year = 2002/03 (October 1 - September 30)
- graduation credential = Dogwood Diploma, Adult Dogwood Diploma, or BC Adult Graduation Certificate (aka Adult Dogwood Diploma – it is now under only one name)
- Post-secondary school year = 2003/04 (September 1 - August 31)
- Count is of distinct PEN's
- all school and district information is from the k-12 2002/03 school year

Question #3

- grade 12 school year = 2002/03 (July 1 - June 30)
- K-12 graduation year = 2002/03 (October 1 - September 30)
- graduation credential is not null
- Post-secondary school year = 2003/04 (September 1 - August 31)
- Count is of distinct PEN's within a program (CIP code was used for colleges and faculty was used for universities)
- Students registered at a public post-secondary as "auditing" are excluded
- all demographic information is from the k-12 2002/03 school year
- Note: The data presented in the table does not match the data in other tables, the number of students making a transition to post-secondary within one year, for the following reasons:
 - i. A small number of individuals had concurrent enrolments at two post-secondary institutions for the 2003/2004 school year
 - ii. A number of individuals have enrolled at a second new college at another point within the 2003/2004 school year
 - iii. A small number of individuals have enrolled for a second time at the same college at another point within the 2003/2004 school year but in a different program
 - iv. A single individual has enrolled for a second time at the same college at another point within the 2003/2004 school year but in a different program and at a second new college at another point within the 2003/2004 school year

Appendix VII

Glossary

Special Education

- A student designated as "Special Education" is identified in one of twelve categories on Ministry of Education's data collection Form 1701. Such students are provided a supplemental programme provided by the school to assist with the student towards achieving their Dogwood Certificate and / or other outcomes as specified in the student's Individual Education Plan (IEP).

Gifted

- "Gifted" is one of twelve Ministry of Education Special Education categories that public schools may report students under. A student is considered gifted when she/he possesses demonstrated or potential abilities that give evidence of exceptionally high capability with respect to intellect, creativity, or the skills associated with specific disciplines.

Aboriginal

- An Aboriginal student is a student who has self-identified in the K-12 education system as being of Aboriginal ancestry on Form 1701 (First Nations: status and non-status, Metis and Inuit). Status Indians are Aboriginal people who meet the requirements of the Indian Act and who are registered under the Act. Beginning in 2003/04 school year a student is considered Aboriginal if s/he has self-declared any time in the period 2003/04 forward. Before 2003/04, students were considered Aboriginal in any given year only if they self-declared in September 30 enrolment in that year.

Graduate

- Students who have met the BC graduation requirements.

Eligible Graduate

- Any grade 12 student who is registered for one or more courses during a specified school year, who had not already graduated, and who could possibly graduate. Possible graduation is based on final grades for courses finished prior to the specified school year, and the assumption that the student will pass all the courses registered for the specified school year.