



National Center  
for Rural Early Childhood  
Learning Initiatives  
Mississippi State University  
Early Childhood Institute

May 2007

# **Indicators of Access To Early Childhood Services In the Mississippi Delta**

**Prepared for the  
Mississippi Delta Revitalization Task Force**

Rural Early Childhood Report No. 5

Citation:

National Center for Rural Early Childhood Learning Initiatives. (2007). *Indicators of access to early childhood services in the Mississippi Delta*. (Rural Childhood Report No. 5). Mississippi State, MS: Mississippi State University Early Childhood Institute.

Design and Production: Lynn Bell

(c) 2007 Mississippi State University



Mississippi State University does not discriminate on the basis of race, color, religion, national origin, sex, sexual orientation or group affiliation, age, disability, or veteran status.

**Mississippi State**  
UNIVERSITY

# Indicators of Access to Early Childhood Services in the Mississippi Delta

Prepared for the  
Mississippi Delta Revitalization Task Force

May 2007


Elizabeth F. Shores, M.A.P.H.

Erin Barbaro, M.A.

Michael C. Barbaro, M.A.

Michelle Flenner, M.S.

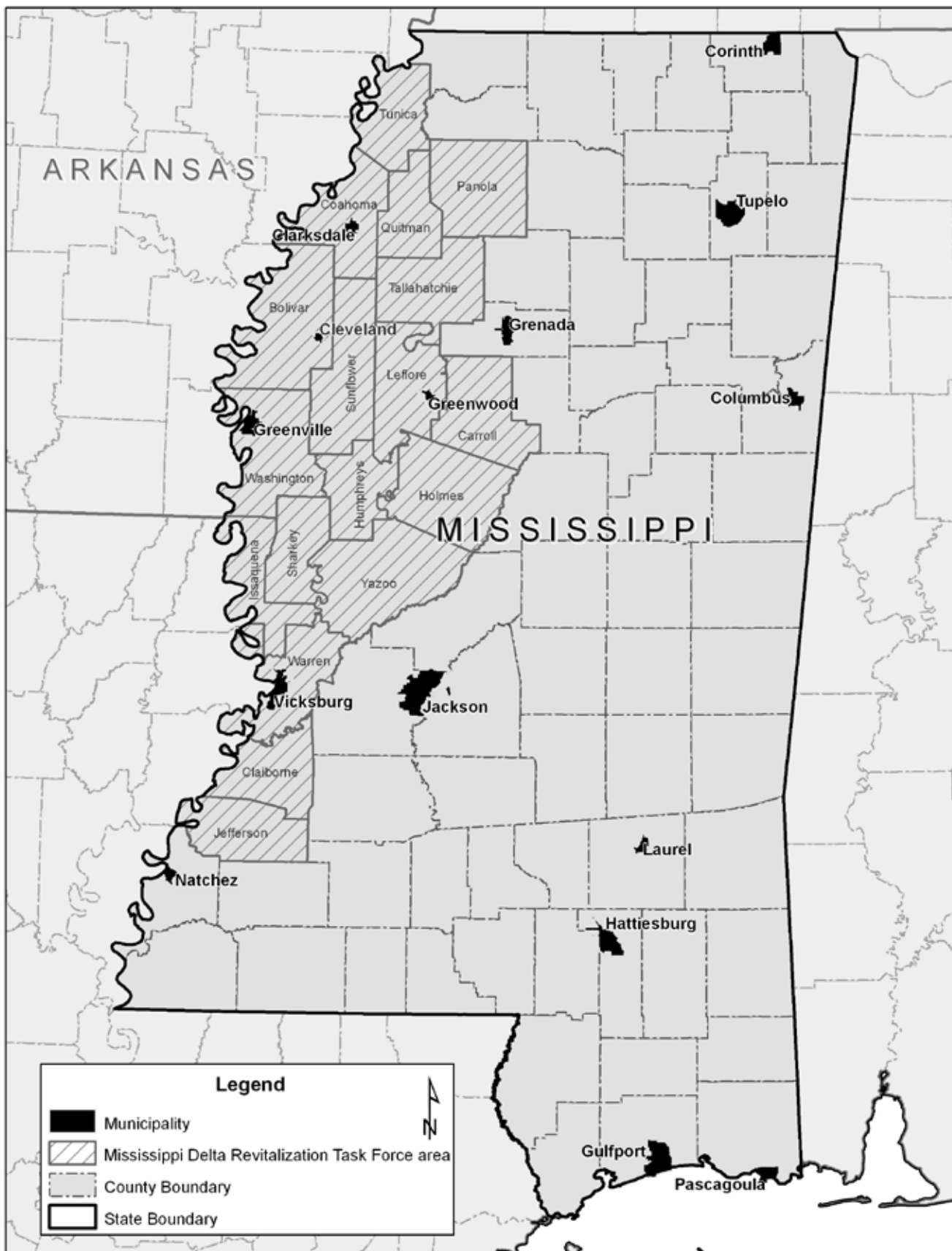
Lynn Bell



## List of Tables and Figures

Figure 1.	Counties in the Study Area of the Mississippi Delta Revitalization Task Force .....	1	Table 13.	Panola County .....	35
Table 1.	Access to Child Care in Delta Counties of Mississippi .....	2	Figure 22.	Panola County .....	36
Table 2.	Child Poverty Rates and Access to Head Start in Delta Counties of Mississippi .....	3	Figure 23.	Como (Panola County) .....	37
Table 3.	Numbers and Capacity of Potential Enrollees in Mississippi Child Care Quality Step System in Delta Counties .....	4	Figure 24.	Sardis (Panola County) .....	38
Table 4.	Bolivar County .....	5	Table 14.	Quitman County .....	39
Figure 2.	Bolivar County .....	6	Figure 25.	Quitman County .....	40
Figure 3.	Cleveland (Bolivar County) .....	7	Table 15.	Sharkey County .....	41
Table 5.	Carroll County .....	8	Figure 26.	Sharkey County .....	42
Figure 4.	Carroll County .....	9	Figure 27.	Rolling Fork (Sharkey County) .....	43
Table 6.	Claiborne County .....	10	Table 16.	Sunflower County .....	44
Figure 5.	Claiborne County .....	11	Figure 28.	Sunflower County .....	46
Figure 6.	Port Gibson (Claiborne County) .....	12	Figure 29.	Drew (Sunflower County) .....	47
Table 7.	Coahoma County .....	13	Figure 30.	Indianola (Sunflower County) .....	48
Figure 7.	Coahoma County .....	15	Figure 31.	Ruleville (Sunflower County) .....	49
Figure 8.	Clarksdale (Coahoma County) .....	16	Table 17.	Tallahatchie County .....	50
Figure 9.	Friars Point (Coahoma County) .....	17	Figure 32.	Tallahatchie County .....	51
Figure 10.	Jonestown (Coahoma County) .....	18	Figure 33.	Charleston (Tallahatchie County) .....	52
Table 8.	Holmes County .....	19	Table 18.	Tunica County .....	53
Figure 11.	Holmes County .....	20	Figure 34.	Tunica County .....	54
Figure 12.	Durant (Holmes County) .....	21	Figure 35.	Tunica (Tunica County) .....	55
Figure 13.	Lexington (Holmes County) .....	22	Table 19.	Warren County .....	56
Table 9.	Humphreys County .....	23	Figure 36.	Warren County .....	58
Figure 14.	Humphreys County .....	24	Figure 37.	Vicksburg (Warren County) .....	59
Figure 15.	Belzoni (Humphreys County) .....	25	Table 20.	Washington County .....	60
Table 10.	Issaquena County .....	26	Figure 38.	Washington County .....	63
Figure 16.	Issaquena County .....	27	Figure 39.	Arcola (Washington County) .....	64
Table 11.	Jefferson County .....	28	Figure 40.	Greenville (Washington County) .....	65
Figure 17.	Jefferson County .....	29	Figure 41.	Hollandale (Washington County) .....	66
Figure 18.	Fayette (Jefferson County) .....	30	Figure 42.	Leland (Washington County) .....	67
Table 12.	Leflore County .....	31	Table 21.	Yazoo County .....	68
Figure 19.	Leflore County .....	32	Figure 43.	Yazoo County.....	69
Figure 20.	Greenwood (Leflore County) .....	33	Figure 44.	Yazoo City (Yazoo County) .....	70
Figure 21.	Itta Bena (Leflore County) .....	34	Key to Maps .....		7

**Figure 1. Counties in the Study Area of the Mississippi Delta Revitalization Task Force**



Source: Mississippi Delta Revitalization Task Force (Mississippi Delta Region Revitalization Act of 2006)

Credit: Early Childhood Atlas (Early Childhood Institute, Mississippi State University and Community Information Resource Center, Rural Policy Research Institute, University of Missouri) (May 30, 2007)

National Center for Rural Early Childhood Learning Initiatives. (2007). *Indicators of access to early childhood services in the Mississippi Delta*. (Rural Childhood Report No. 5). Mississippi State, MS: Mississippi State University Early Childhood Institute.

**Table 1. Access to Child Care in Delta Counties\*\* of Mississippi**

County	Ratios of Child Care Slots to Children			Access to Quality Support Programs	
	Licensed Care Ages 0-4 Years	Head Start Ages 3-5 Years	Early Head Start Ages 0-3 Years	Quality Rating*	CCR&R
Bolivar	1:1.41	1:1.47	1:0	No	Yes
Carroll	1:6.17	1:4.79	1:0	No	Yes
Claiborne	1:1.20	1:2.25	1:0	No	Yes
Coahoma	1:1.77	1:2.22	1:0	No	Yes
Holmes	1:1.16	1:2.57	1:0	No	Yes
Humphreys	1:0.94	1:1.36	1:0	No	Yes
Issaquena	1:0.59	1:0.54	1:0	No	Yes
Jefferson	1:1.74	1:2.34	1:0	No	Yes
Leflore	1:1.23	1:2.76	1:0	No	Yes
Panola	1:2.06	1:4.06	1:0	No	Yes
Quitman	1:3.05	1:2.93	1:0	No	No
Sharkey	1:2.03	1:5.48	1:0	No	No
Sunflower	1:1.18	1:2.36	1:0	No	No
Tallahatchie	1:1.60	1:2.02	1:0	No	No
Tunica	1:0.91	1:2.05	1:0	No	Yes
Warren	1:1.17	1:3.14	1:0	No	No
Washington	1:1.16	1:2.57	1:0	No	No
Yazoo	1:1.15	1:8.48	1:0	No	No
All Delta Counties++	1:1.32	1:2.49	1:0	-	-
Mississippi	1:1.56	1:4.50	1:284.39	-	-

\* In the 2006-08 service area of the Mississippi Child Care Quality Step System

++ In the service area of the Mississippi Delta Revitalization Task Force

Sources: Mississippi Department of Health (April 30, 2007); Early Childhood Institute, Mississippi State University; National Association of Child Care Resource and Referral Agencies; Head Start Information and Publication Center (Sept. 21, 2006)

Credit: Early Childhood Atlas (Early Childhood Institute, Mississippi State University and Community Information Resource Center, Rural Policy Research Institute, University of Missouri) (May 30, 2007)

**Table 2. Child Poverty Rates and Access to Head Start in Delta Counties of Mississippi**

<b>County</b>	<b>Percentage in Poverty Of Children Ages 0-5</b>	<b>Ratio of Head Start Slots To Children Ages 3-5</b>
Bolivar	42	1 : 1.47
Carroll	19	1 : 4.79
Claiborne	44	1 : 2.25
Coahoma	46	1 : 2.22
Holmes	59	1 : 2.57
Humphreys	53	1 : 1.36
Issaquena	47	1 : 0.54
Jefferson	49	1 : 2.34
Leflore	55	1 : 2.76
Panola	37	1 : 4.06
Quitman	45	1 : 2.93
Sharkey	50	1 : 5.48
Sunflower	42	1 : 2.36
Tallahatchie	45	1 : 2.02
Tunica	44	1 : 2.05
Warren	29	1 : 3.14
Washington	43	1 : 2.57
Yazoo	51	1 : 8.48

Sources: US Census Bureau; Head Start Information and Publication Center (Sept. 21, 2006)

Credit: Early Childhood Atlas (Early Childhood Institute, Mississippi State University and Community Information Resource Center, Rural Policy Research Institute, University of Missouri) (May 30, 2007)

**Table 3. Numbers and Capacity of Potential Enrollees in Mississippi Child Care Quality Step System in Delta Counties**

County	Number of Licensed Facilities	Combined Capacity	Average Capacity
Bolivar	26	2,099	80.73
Carroll	2	93	46.5
Claiborne	14	652	46.57
Coahoma	31	1,512	48.77
Holmes	21	1,438	68.47
Humphreys	18	875	48.61
Issaquena	2	224	112
Jefferson	4	393	98.25
Leflore	27	2,398	88.81
Panola	20	1,240	62
Quitman	3	261	87
Sharkey	6	269	44.8
Sunflower	39	2,008	51.48
Tallahatchie	11	625	56.81
Tunica	8	846	105.75
Warren	40	3,150	78.75
Washington	93	4,500	48.38
Yazoo	20	1,837	91.85

Source: Mississippi Department of Health (April 30, 2007)

Credit: Early Childhood Atlas (Early Childhood Institute, Mississippi State University and Community Information Resource Center, Rural Policy Research Institute, University of Missouri) (May 30, 2007)



**Table 4. Bolivar County**

INDICATOR	COUNTY	DELTA AREA <sup>1</sup>	STATE OF MISSISSIPPI
<b>PERCENTAGE IN POVERTY OF CHILDREN AGES 0-5</b>			
Overall	42	44	29
African-American	5	54	47
American Indian	0	38	39
Hispanic	66	36	33
Non-Hispanic White	8	13	13
<b>ACCESS TO EARLY CARE AND EDUCATION</b>			
Number of Licensed Facilities	26	385	1,711
Number of Licensed Slots	2,099	24,420	128,635
Ratio of Licensed Child Care Slots to Children Under 5	1 : 1.41	1 : 1.32	1 : 1.56
Ratio of Head Start Slots to Children Ages 3-5	1 : 1.47	1 : 2.49	1 : 4.50
Ratio of Early Head Start Slots to Children Ages 0-3	1 : 0	1 : 0	1 : 284.39
<b>ACCESS TO HEALTH CARE</b>			
Is the county in a Primary Health Professional Shortage Area?	No	-	-
Is the county in a Mental Health Professional Shortage Area?	Yes	-	-
Is the county in a Dental Health Professional Shortage Area?	Yes	-	-
Is the county in a Medically Underserved Area?	Yes	-	-
<b>EARLY CARE AND EDUCATION INFRASTRUCTURE</b>			
Mississippi Child Care Quality Step System Service Area	No	-	-
Child Care Resource and Referral Service Area	Not Served by an R&R	-	-
<b>LICENSED CHILD CARE CENTERS IN THE COUNTY</b>			
CENTER	MAXIMUM CAPACITY	PARTICIPATION IN QUALITY ENHANCEMENT INITIATIVES	
		PARTNERS FOR QUALITY	LEADERS IN LITERACY
BACK TO BASICS DAY CARE	21		
BLESSED ARE THE CHILDREN CHILD CARE CENTER	30		
BOLIVAR CO. HEAD START - CLEVELAND #3	91		
CHILDREN FOCUSED FOR TOMORROW	30		
CLEVELAND #3 HEAD START ANNEX	50		
CLEVELAND HEAD START CENTER #1	173		
CLEVELAND HEAD START CENTER #2	173		
DELTA HOUSE CENTER	30		
DELTA STATE UNIVERSITY CHILD CARE CENTER	77		
GOSPEL TEMPLE CHURCH	15		
HAPPY FACES DAY CARE AND LEARNING CENTER	72		
KIDS TOWN, INC.	29		
MOUND BAYOU HEAD START CENTER	177		
OPEN ARMS DAYCARE AND LEARNING CENTER	68	●	
PERFECTED PRAISE CHILDCARE & LEARNING CENTER	134	●	
ROSEDALE HEAD START CENTER	229		
SAFARI LAND DAYCARE AND LEARNING CENTER	30		
SHAW HEAD START CENTER	160		
SHELBY HEAD START CENTER	213		
SPANGLE BANNER LEARNING & CHILD CARE CENTER	23		
SPELLS WORLD FAMILY DAY CARE	7		
ST. LUKE UMC NEIGHBORHOOD CHILDREN'S PROGRAM	86		
THIRD WAVE DAYCARE	88		
TINY MIRACLE DAYCARE AND LEARNING CENTER	22		
TINY TOTS DAYCARE	56		
TLC	15		

**Note**

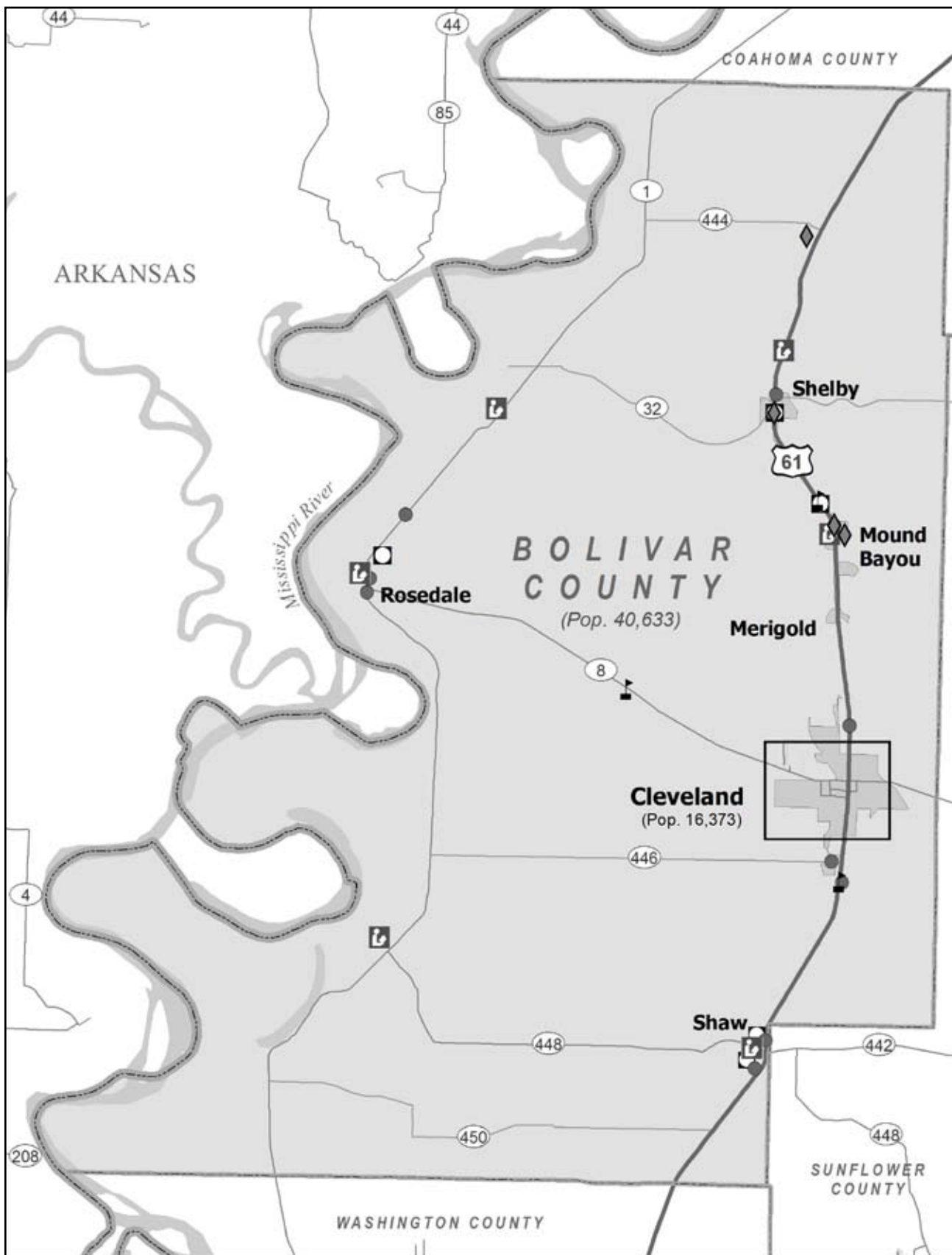
1. The area under study by the Mississippi Delta Revitalization Task Force

Sources: Mississippi Department of Health (April 30, 2007); Head Start Information and Publication Center (Sept. 21, 2006); U.S. Census Bureau; Health Resources and Services Administration (April 2007); Early Childhood Institute, Mississippi State University; National Association of Child Care Resource and Referral Agencies (January 19, 2007)

Credit: Early Childhood Atlas (Early Childhood Institute, Mississippi State University and Community Information Resource Center, Rural Policy Research Institute, University of Missouri) (May 30, 2007)

National Center for Rural Early Childhood Learning Initiatives. (2007). *Indicators of access to early childhood services in the Mississippi Delta*. (Rural Childhood Report No. 5). Mississippi State, MS: Mississippi State University Early Childhood Institute.

**Figure 2. Bolivar County**



Source: Mississippi Delta Revitalization Task Force (Mississippi Delta Region Revitalization Act of 2006)

Credit: Early Childhood Atlas (Early Childhood Institute, Mississippi State University and Community Information Resource Center, Rural Policy Research Institute, University of Missouri) (May 30, 2007)

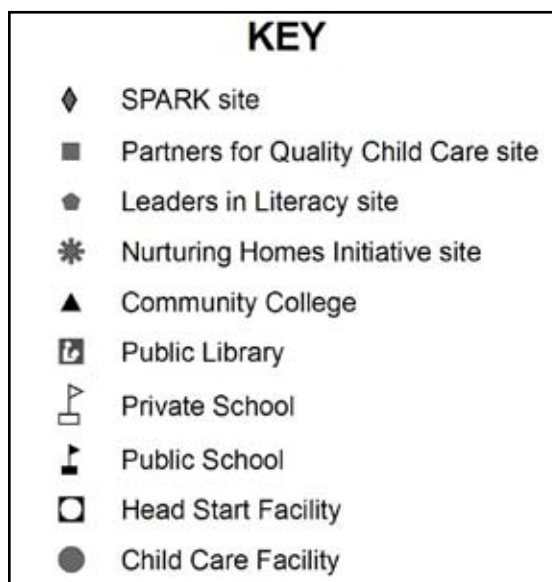
National Center for Rural Early Childhood Learning Initiatives. (2007). *Indicators of access to early childhood services in the Mississippi Delta*. (Rural Childhood Report No. 5). Mississippi State, MS: Mississippi State University Early Childhood Institute.

**Figure 3. Cleveland (Bolivar County)**



Source: Mississippi Delta Revitalization Task Force (Mississippi Delta Region Revitalization Act of 2006)

Credit: Early Childhood Atlas (Early Childhood Institute, Mississippi State University and Community Information Resource Center, Rural Policy Research Institute, University of Missouri) (May 30, 2007)



National Center for Rural Early Childhood Learning Initiatives. (2007). *Indicators of access to early childhood services in the Mississippi Delta*. (Rural Childhood Report No. 5). Mississippi State, MS: Mississippi State University Early Childhood Institute.

**Table 5. Carroll County**

INDICATOR	COUNTY	DELTA AREA <sup>1</sup>	STATE OF MISSISSIPPI
<b>PERCENTAGE IN POVERTY OF CHILDREN AGES 0-5</b>			
Overall	19	44	29
African-American	36	54	47
American Indian	0	38	39
Hispanic	0	36	33
Non-Hispanic White	10	13	13
<b>ACCESS TO EARLY CARE AND EDUCATION</b>			
Number of Licensed Facilities	2	385	1,711
Number of Licensed Slots	93	24,420	128,635
Ratio of Licensed Child Care Slots to Children Under 5	1 : 6.17	1 : 1.32	1 : 1.56
Ratio of Head Start Slots to Children Ages 3-5	1 : 4.79	1 : 2.49	1 : 4.50
Ratio of Early Head Start Slots to Children Ages 0-3	1 : 0	1 : 0	1 : 284.39
<b>ACCESS TO HEALTH CARE</b>			
Is the county in a Primary Health Professional Shortage Area?	Yes	-	-
Is the county in a Mental Health Professional Shortage Area?	Yes	-	-
Is the county in a Dental Health Professional Shortage Area?	Yes	-	-
Is the county in a Medically Underserved Area?	Yes	-	-
<b>EARLY CARE AND EDUCATION INFRASTRUCTURE</b>			
Mississippi Child Care Quality Step System Service Area	No	-	-
Child Care Resource and Referral Service Area	Not Served by an R&R	-	-
<b>LICENSED CHILD CARE CENTERS IN THE COUNTY</b>			
CENTER	MAXIMUM CAPACITY	PARTICIPATION IN QUALITY ENHANCEMENT INITIATIVES	
		PARTNERS FOR QUALITY	LEADERS IN LITERACY
T AND T'S DAYCARE CENTER	13		
VAIDEN HEAD START CENTER	80		

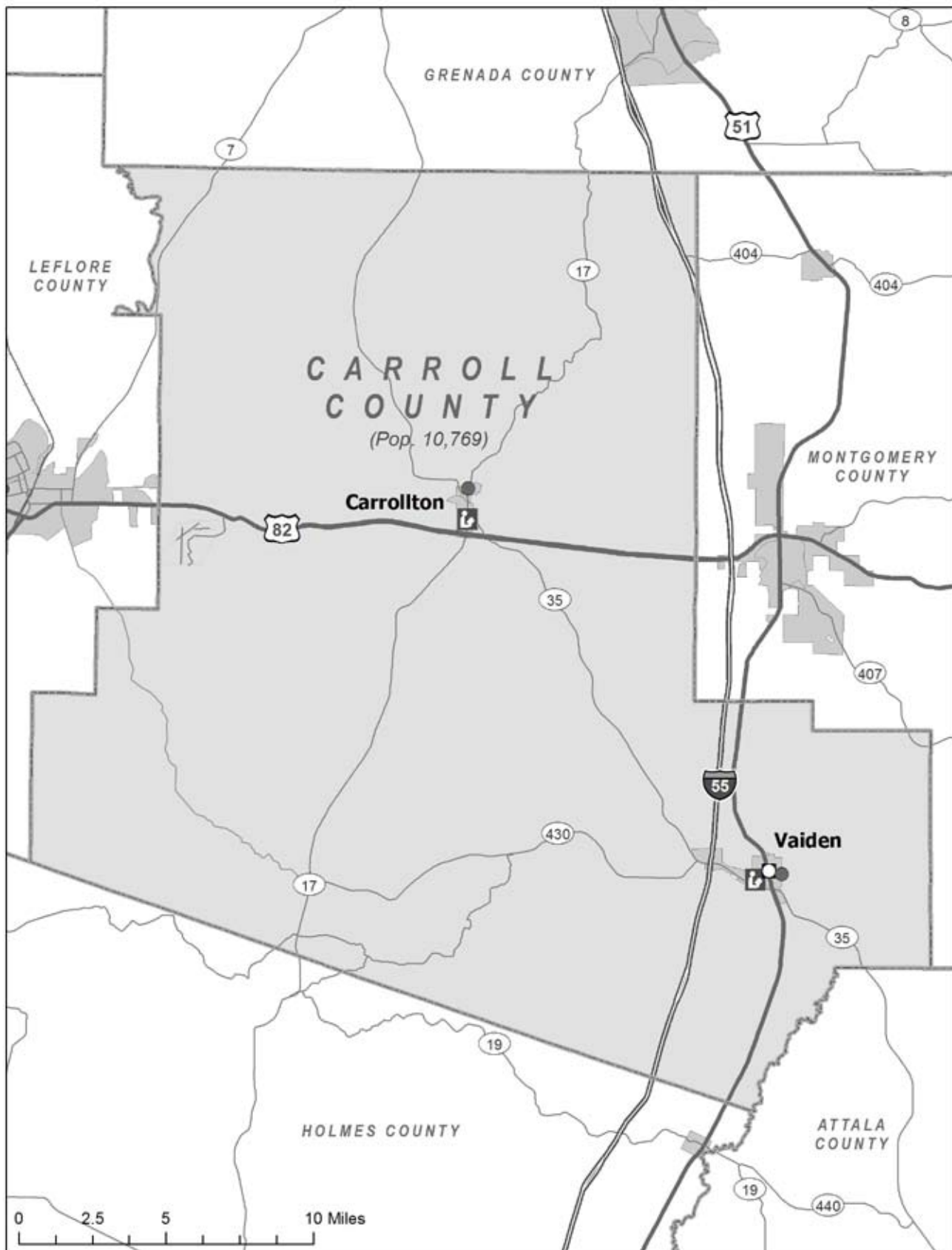
**Note**

1. The area under study by the Mississippi Delta Revitalization Task Force

Sources: Mississippi Department of Health (April 30, 2007); Head Start Information and Publication Center (Sept. 21, 2006); U.S. Census Bureau; Health Resources and Services Administration (April 2007); Early Childhood Institute, Mississippi State University; National Association of Child Care Resource and Referral Agencies (January 19, 2007)

Credit: Early Childhood Atlas (Early Childhood Institute, Mississippi State University and Community Information Resource Center, Rural Policy Research Institute, University of Missouri) (May 30, 2007)

**Figure 4. Carroll County**



Source: Mississippi Delta Revitalization Task Force (Mississippi Delta Region Revitalization Act of 2006)

Credit: Early Childhood Atlas (Early Childhood Institute, Mississippi State University and Community Information Resource Center, Rural Policy Research Institute, University of Missouri) (May 30, 2007)

National Center for Rural Early Childhood Learning Initiatives. (2007). *Indicators of access to early childhood services in the Mississippi Delta*. (Rural Childhood Report No. 5). Mississippi State, MS: Mississippi State University Early Childhood Institute.

**Table 6. Claiborne County**

INDICATOR	COUNTY	DELTA AREA <sup>1</sup>	STATE OF MISSISSIPPI
<b>PERCENTAGE IN POVERTY OF CHILDREN AGES 0-5</b>			
Overall	44	44	29
African-American	48	54	47
American Indian	0	38	39
Hispanic	0	36	33
Non-Hispanic White	0	13	13
<b>ACCESS TO EARLY CARE AND EDUCATION</b>			
Number of Licensed Facilities	14	385	1,711
Number of Licensed Slots	652	24,420	128,635
Ratio of Licensed Child Care Slots to Children Under 5	1 : 1.2	1 : 1.32	1 : 1.56
Ratio of Head Start Slots to Children Ages 3-5	1 : 2.25	1 : 2.49	1 : 4.50
Ratio of Early Head Start Slots to Children Ages 0-3	1 : 0	1 : 0	1 : 284.39
<b>ACCESS TO HEALTH CARE</b>			
Is the county in a Primary Health Professional Shortage Area?	Yes	-	-
Is the county in a Mental Health Professional Shortage Area?	Yes	-	-
Is the county in a Dental Health Professional Shortage Area?	Yes	-	-
Is the county in a Medically Underserved Area?	Yes	-	-
<b>EARLY CARE AND EDUCATION INFRASTRUCTURE</b>			
Mississippi Child Care Quality Step System Service Area	No	-	-
Child Care Resource and Referral Service Area	Not Served by an R&R	-	-
<b>LICENSED CHILD CARE CENTERS IN THE COUNTY</b>			
CENTER	MAXIMUM CAPACITY	PARTICIPATION IN QUALITY ENHANCEMENT INITIATIVES	
		PARTNERS FOR QUALITY	LEADERS IN LITERACY
ALL GOD'S CHILDREN PRESCHOOL	34		
AMAZING GRACE DAYCARE CENTER	50	●	
ASU NURSERY KINDERGARTEN LABORATORY CTR.	25		
BRITE MINDS, INC. DAY CARE AND LEARNING CENTER	25		
CHILD DAY CARE CENTER	12		
CLAIBORNE COUNTY VOCATIONAL-TECHNICAL	30		
CONCERNED CITIZENS DISADVANTAGED YOUTH MDC	33		
GOD'S LITTLE ONES CHRISTIAN ACADEMY	55	●	
HEAVENLY ANGELS DAYCARE	30		
LEADERS OF TOMORROW DAYCARE CENTER	15	●	
LITTLE KIDS COLLEGE	32		
LITTLE KIDS UNIVERSITY	42		
LOVING ARM'S PRESCHOOL & NURSERY	39		
RICHARDSON HEAD START CENTER	230		

**Note**

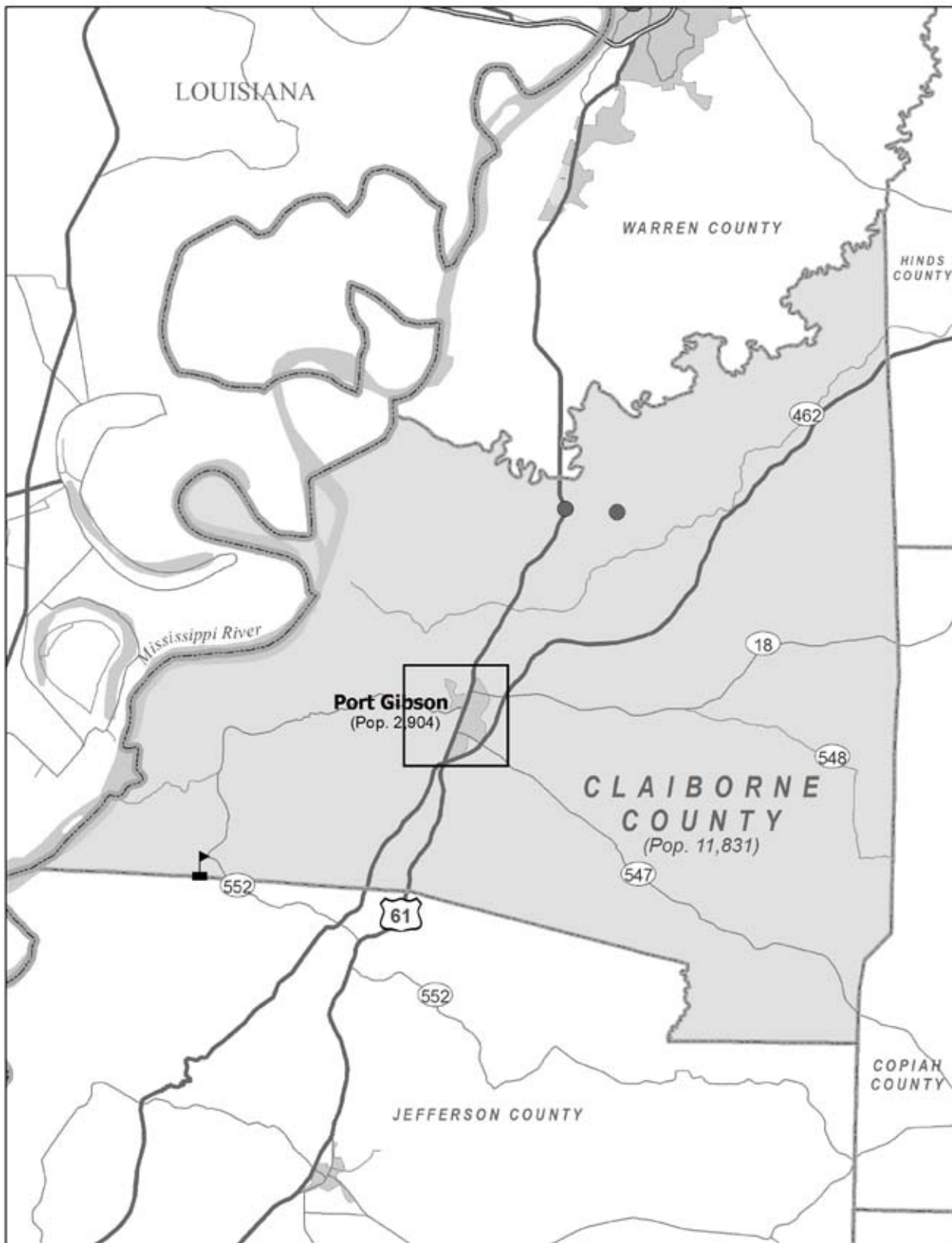
1. The area under study by the Mississippi Delta Revitalization Task Force

Sources: Mississippi Department of Health (April 30, 2007); Head Start Information and Publication Center (Sept. 21, 2006); U.S. Census Bureau; Health Resources and Services Administration (April 2007); Early Childhood Institute, Mississippi State University; National Association of Child Care Resource and Referral Agencies (January 19, 2007)

Credit: Early Childhood Atlas (Early Childhood Institute, Mississippi State University and Community Information Resource Center, Rural Policy Research Institute, University of Missouri) (May 30, 2007)



**Figure 5. Claiborne County**



Source: Mississippi Delta Revitalization Task Force (Mississippi Delta Region Revitalization Act of 2006)

Credit: Early Childhood Atlas (Early Childhood Institute, Mississippi State University and Community Information Resource Center, Rural Policy Research Institute, University of Missouri) (May 30, 2007)

National Center for Rural Early Childhood Learning Initiatives. (2007). *Indicators of access to early childhood services in the Mississippi Delta*. (Rural Childhood Report No. 5). Mississippi State, MS: Mississippi State University Early Childhood Institute.

**Figure 6. Port Gibson (Claiborne County)**



Source: Mississippi Delta Revitalization Task Force (Mississippi Delta Region Revitalization Act of 2006)

Credit: Early Childhood Atlas (Early Childhood Institute, Mississippi State University and Community Information Resource Center, Rural Policy Research Institute, University of Missouri) (May 30, 2007)

National Center for Rural Early Childhood Learning Initiatives. (2007). *Indicators of access to early childhood services in the Mississippi Delta*. (Rural Childhood Report No. 5). Mississippi State, MS: Mississippi State University Early Childhood Institute.



**Table 7. Coahoma County**

INDICATOR	COUNTY	DELTA AREA <sup>1</sup>	STATE OF MISSISSIPPI
<b>PERCENTAGE IN POVERTY OF CHILDREN AGES 0-5</b>			
Overall	46	44	29
African-American	54	54	47
American Indian	100	38	39
Hispanic	58	36	33
Non-Hispanic White	10	13	13
<b>ACCESS TO EARLY CARE AND EDUCATION</b>			
Number of Licensed Facilities	31	385	1,711
Number of Licensed Slots	1,512	24,420	128,635
Ratio of Licensed Child Care Slots to Children Under 5	1 : 1.77	1 : 1.32	1 : 1.56
Ratio of Head Start Slots to Children Ages 3-5	1 : 2.22	1 : 2.49	1 : 4.50
Ratio of Early Head Start Slots to Children Ages 0-3	1 : 0	1 : 0	1 : 284.39
<b>ACCESS TO HEALTH CARE</b>			
Is the county in a Primary Health Professional Shortage Area?	Yes	-	-
Is the county in a Mental Health Professional Shortage Area?	Yes	-	-
Is the county in a Dental Health Professional Shortage Area?	Yes	-	-
Is the county in a Medically Underserved Area?	Yes	-	-
<b>EARLY CARE AND EDUCATION INFRASTRUCTURE</b>			
Mississippi Child Care Quality Step System Service Area	No	-	-
Child Care Resource and Referral Service Area	Not Served by an R&R	-	-

**Table 7. Coahoma County**

LICENSED CHILD CARE CENTERS IN THE COUNTY			
CENTER	MAXIMUM CAPACITY	PARTICIPATION IN QUALITY ENHANCEMENT INITIATIVES	
		PARTNERS FOR QUALITY	LEADERS IN LITERACY
AARON E. HENRY HEAD START CENTER	417		●
BEST FRIENDS	18		
BEST FRIENDS II	34		
COAHOMA HEAD START CENTER	69		●
COVENANT HOUSE CHRISTIAN DAY CARE	72		●
CREATIVE CHILDREN CHILDCARE CENTER	30		
DCS EARLY CHILDHOOD CENTER	12		
FRIARS POINT HEAD START CENTER	87		●
GIFTED ONES LEARNING ACADEMY	61		●
GOIN' FORWARD CENTER	56	●	
GRANNY'S DAY CARE	42		
GRANNY'S DAY CARE	41		
HAPPY FACES HOME DAYCARE	10		
HAULCY'S HOME CHILD CARE CENTER	15		
HOME AWAY FROM HOME DAY CARE	25		
JONESTOWN HEAD START	62		●
JONESTOWN LEARNING CENTER	60		
LITTLE PEOPLE CASTLE	14		
LITTLE SUNSHINE IN-HOME CHILDCARE CENTER	12		
MELTON'S DAY CARE & LEARNING CENTER	21		
MITCHELL'S DAY CARE	15	●	
NEIGHBORHOOD CHILD CARE SERVICE	15	●	
NEW BEGINNINGS CHILD CARE CENTER	50	●	●
OAKHURST DAYCARE CENTER	15		
SEEKWEEL CHRISTIAN CHILDCARE FACILITY	16		
SMART WORLD DAYCARE	10		
ST. ELIZABETH SCHOOL	26		
THIS LITTLE LIGHT OF MINE DAYCARE	11		
TOTS FOR TIME	17		
UNIVERSAL LEARNING HEAD START CENTER	149		●
WESTLAWN DAY CARE	30		

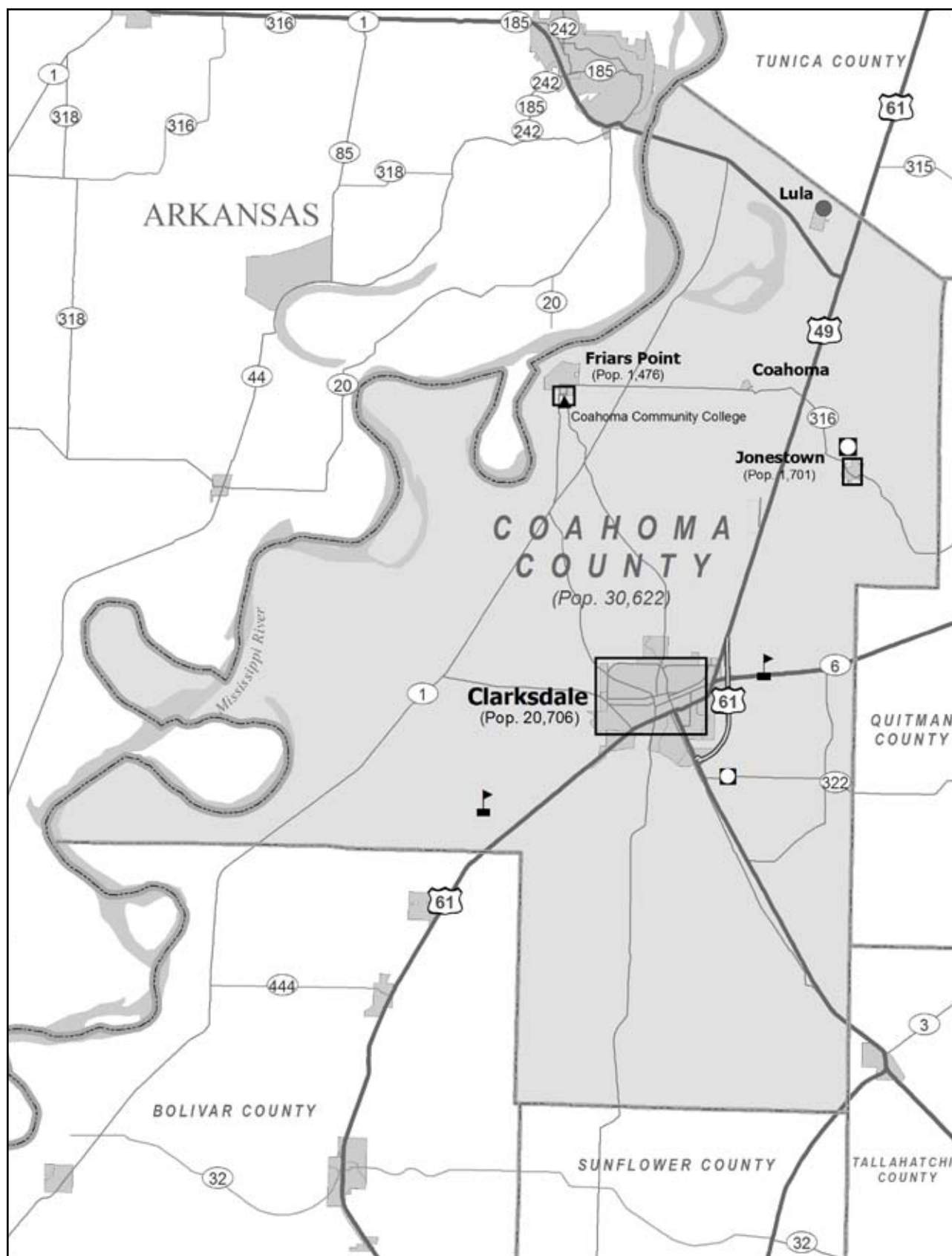
**Note**

1. The area under study by the Mississippi Delta Revitalization Task Force

Sources: Mississippi Department of Health (April 30, 2007); Head Start Information and Publication Center (Sept. 21, 2006); U.S. Census Bureau; Health Resources and Services Administration (April 2007); Early Childhood Institute, Mississippi State University; National Association of Child Care Resource and Referral Agencies (January 19, 2007)

Credit: Early Childhood Atlas (Early Childhood Institute, Mississippi State University and Community Information Resource Center, Rural Policy Research Institute, University of Missouri) (May 30, 2007)

**Figure 7. Coahoma County**



Source: Mississippi Delta Revitalization Task Force (Mississippi Delta Region Revitalization Act of 2006)

Credit: Early Childhood Atlas (Early Childhood Institute, Mississippi State University and Community Information Resource Center, Rural Policy Research Institute, University of Missouri) (May 30, 2007)

National Center for Rural Early Childhood Learning Initiatives. (2007). *Indicators of access to early childhood services in the Mississippi Delta*. (Rural Childhood Report No. 5). Mississippi State, MS: Mississippi State University Early Childhood Institute.

**Figure 8. Clarksdale (Coahoma County)**



Source: Mississippi Delta Revitalization Task Force (Mississippi Delta Region Revitalization Act of 2006)

Credit: Early Childhood Atlas (Early Childhood Institute, Mississippi State University and Community Information Resource Center, Rural Policy Research Institute, University of Missouri) (May 30, 2007)

The map displays the Friars Point area in Mississippi. A scale bar at the bottom indicates distances of 0, 0.125, 0.25, and 0.5 miles. A network of streets is shown, including Oakridge, South, Sheriff Ridge, Pearl, Osage, Alice, Factory, Washington, Walnut, and Stovall McKee. A black pentagon symbol is located at the intersection of Pearl and Osage streets. A black triangle symbol marks the location of Coahoma Community College at the intersection of Pearl and Friars Point streets. The text 'Friars Point, MS' is prominently displayed in the upper right quadrant of the map.

Credit: Early Childhood Atlas (Early Childhood Institute, Mississippi State University and Community Information Resource Center, Rural Policy Research Institute, University of Missouri) (May 30, 2007)

**Figure 10. Jonestown (Coahoma County)**



Source: Mississippi Delta Revitalization Task Force (Mississippi Delta Region Revitalization Act of 2006)

Credit: Early Childhood Atlas (Early Childhood Institute, Mississippi State University and Community Information Resource Center, Rural Policy Research Institute, University of Missouri) (May 30, 2007)

**Table 8. Holmes County**

INDICATOR	COUNTY	DELTA AREA <sup>1</sup>	STATE OF MISSISSIPPI
<b>PERCENTAGE IN POVERTY OF CHILDREN AGES 0-5</b>			
Overall	59	44	29
African-American	65	54	47
American Indian	100	38	39
Hispanic	45	36	33
Non-Hispanic White	10	13	13
<b>ACCESS TO EARLY CARE AND EDUCATION</b>			
Number of Licensed Facilities	21	385	1,711
Number of Licensed Slots	1,438	24,420	128,635
Ratio of Licensed Child Care Slots to Children Under 5	1 : 1.16	1 : 1.32	1 : 1.56
Ratio of Head Start Slots to Children Ages 3-5	1 : 2.57	1 : 2.49	1 : 4.50
Ratio of Early Head Start Slots to Children Ages 0-3	1 : 0	1 : 0	1 : 284.39
<b>ACCESS TO HEALTH CARE</b>			
Is the county in a Primary Health Professional Shortage Area?	Yes	-	-
Is the county in a Mental Health Professional Shortage Area?	Yes	-	-
Is the county in a Dental Health Professional Shortage Area?	Yes	-	-
Is the county in a Medically Underserved Area?	Yes	-	-
<b>EARLY CARE AND EDUCATION INFRASTRUCTURE</b>			
Mississippi Child Care Quality Step System Service Area	No	-	-
Child Care Resource and Referral Service Area	Not Served by an R&R	-	-
<b>LICENSED CHILD CARE CENTERS IN THE COUNTY</b>			
CENTER	MAXIMUM CAPACITY	PARTICIPATION IN QUALITY ENHANCEMENT INITIATIVES	
		PARTNERS FOR QUALITY	LEADERS IN LITERACY
AMBROSE HEAD START CENTER	165		
CMI EARLY HEAD START CENTER	45		
DURANT HEAD START	100		●
GENESIS	46		
GOODMAN HEAD START CENTER	86		
GRATEFUL DAY CARE TEAM PARENTING/LEARNING	50		
H. BELLE'S CHILD CARE CENTER	50	●	
HORIZON HOUSE CHILD CARE CENTER/ S.O.U.P.	20		
HPCOC CHILD DEVELOPMENT DAY CARE CENTER	18	●	
KIDDIE KOLLEGE	45		
KIDS ARE KIDS CHILDCARE & DEVELOPMENT CTR.	45		
MILESTON HEAD START CENTER	120		●
MONICA'S LEARNING CENTER	54		
NEW BEGINNING DAYCARE	38	●	
PICKENS HEAD START CENTER	72		
SAINTS ACADEMY DAYCARE	157		
SESAME STREET CHILDCARE & LEARNING CENTER	10		
TCHULA'S WEE CARE NURSERY	142		●
TINY TOTS CHILD CARE CENTER	28		
WEE CARE NURSERY & LEARNING CENTER	109		
WEST HOLMES COMMUNITY DAY CARE	38		

**Note**

1. The area under study by the Mississippi Delta Revitalization Task Force

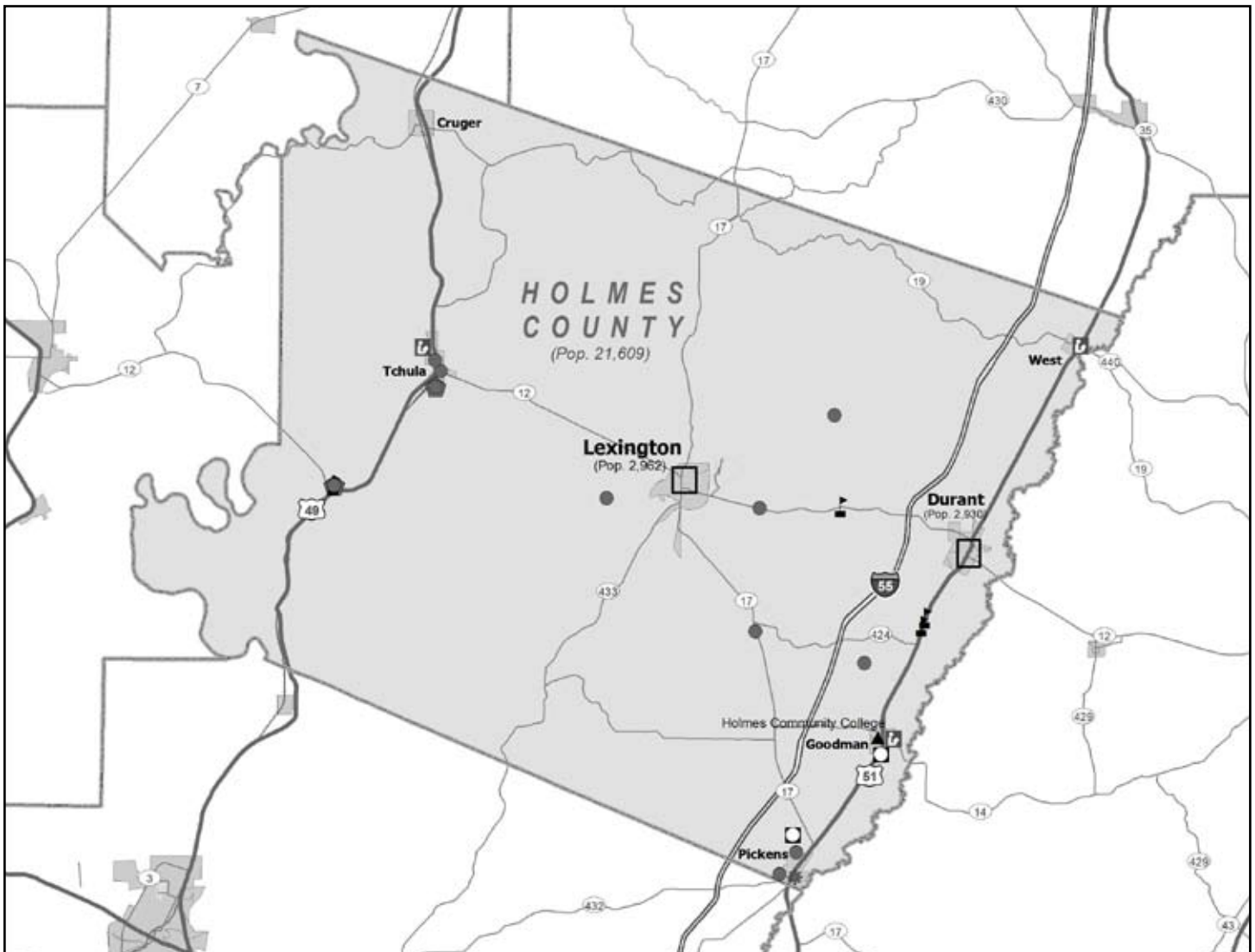
Sources: Mississippi Department of Health (April 30, 2007); Head Start Information and Publication Center (Sept. 21, 2006); U.S. Census Bureau; Health Resources and Services Administration (April 2007); Early Childhood Institute, Mississippi State University; National Association of Child Care Resource and Referral Agencies (January 19, 2007)

Credit: Early Childhood Atlas (Early Childhood Institute, Mississippi State University and Community Information Resource Center, Rural Policy Research Institute, University of Missouri) (May 30, 2007)

National Center for Rural Early Childhood Learning Initiatives. (2007). *Indicators of access to early childhood services in the Mississippi Delta*. (Rural Childhood Report No. 5). Mississippi State, MS: Mississippi State University Early Childhood Institute.



**Figure 11. Holmes County**



Source: Mississippi Delta Revitalization Task Force (Mississippi Delta Region Revitalization Act of 2006)

Credit: Early Childhood Atlas (Early Childhood Institute, Mississippi State University and Community Information Resource Center, Rural Policy Research Institute, University of Missouri) (May 30, 2007)



**Figure 12. Durant (Holmes County)**



Source: Mississippi Delta Revitalization Task Force (Mississippi Delta Region Revitalization Act of 2006)

Credit: Early Childhood Atlas (Early Childhood Institute, Mississippi State University and Community Information Resource Center, Rural Policy Research Institute, University of Missouri) (May 30, 2007)

National Center for Rural Early Childhood Learning Initiatives. (2007). *Indicators of access to early childhood services in the Mississippi Delta*. (Rural Childhood Report No. 5). Mississippi State, MS: Mississippi State University Early Childhood Institute.

**Figure 13. Lexington (Holmes County)**



Source: Mississippi Delta Revitalization Task Force (Mississippi Delta Region Revitalization Act of 2006)

Credit: Early Childhood Atlas (Early Childhood Institute, Mississippi State University and Community Information Resource Center, Rural Policy Research Institute, University of Missouri) (May 30, 2007)

**Table 9. Humphreys County**

INDICATOR	COUNTY	DELTA AREA <sup>1</sup>	STATE OF MISSISSIPPI
<b>PERCENTAGE IN POVERTY OF CHILDREN AGES 0-5</b>			
Overall	53	44	29
African-American	63	54	47
American Indian	0	38	39
Hispanic	57	36	33
Non-Hispanic White	3	13	13
<b>ACCESS TO EARLY CARE AND EDUCATION</b>			
Number of Licensed Facilities	18	385	1,711
Number of Licensed Slots	875	24,420	128,635
Ratio of Licensed Child Care Slots to Children Under 5	1 : 0.94	1 : 1.32	1 : 1.56
Ratio of Head Start Slots to Children Ages 3-5	1 : 1.36	1 : 2.49	1 : 4.50
Ratio of Early Head Start Slots to Children Ages 0-3	1 : 0	1 : 0	1 : 284.39
<b>ACCESS TO HEALTH CARE</b>			
Is the county in a Primary Health Professional Shortage Area?	Yes	-	-
Is the county in a Mental Health Professional Shortage Area?	Yes	-	-
Is the county in a Dental Health Professional Shortage Area?	Yes	-	-
Is the county in a Medically Underserved Area?	Yes	-	-
<b>EARLY CARE AND EDUCATION INFRASTRUCTURE</b>			
Mississippi Child Care Quality Step System Service Area	No	-	-
Child Care Resource and Referral Service Area	Not Served by an R&R	-	-
<b>LICENSED CHILD CARE CENTERS IN THE COUNTY</b>			
CENTER	MAXIMUM CAPACITY	PARTICIPATION IN QUALITY ENHANCEMENT INITIATIVES	
		PARTNERS FOR QUALITY	LEADERS IN LITERACY
ALL MY CHILDREN DAYCARE AND LEARNING CENTER	33		
ANGEL OF MERCY CHRISTIAN CHILDCARE & LEARNING CEN	15		
AUNT TEEN'S DAY CARE CENTER	30		
BUSY KIDS CHILD DEVELOPMENT CENTER	50		
FIRST BAPTIST CHURCH DAYCARE	39		
LEAP 'N' LEARN PRESCHOOL	59		
LITTLE RASCALS LEARNING CENTER	18		
MID-DELTA DAY CARE CENTER	50		
MISS LINDA'S KIDS WORLD DAYCARE AND LEARNING CENT	12		
MISS MARY'S DAYCARE PHASE II	45		
MY LITTLE ANGELS	30		
NOAH'S ARK CHRISTIAN CENTER	42		
RIVEN OAKS HEAD START	120		
ROSEMARY'S DAYCARE & LEARNING CENTER	12		
TEPPER HEAD START CENTER	207		
THE LEARNING DEPOT	28		
THE LEARNING DEPOT 2	24		
WE CARE DAYCARE	61		

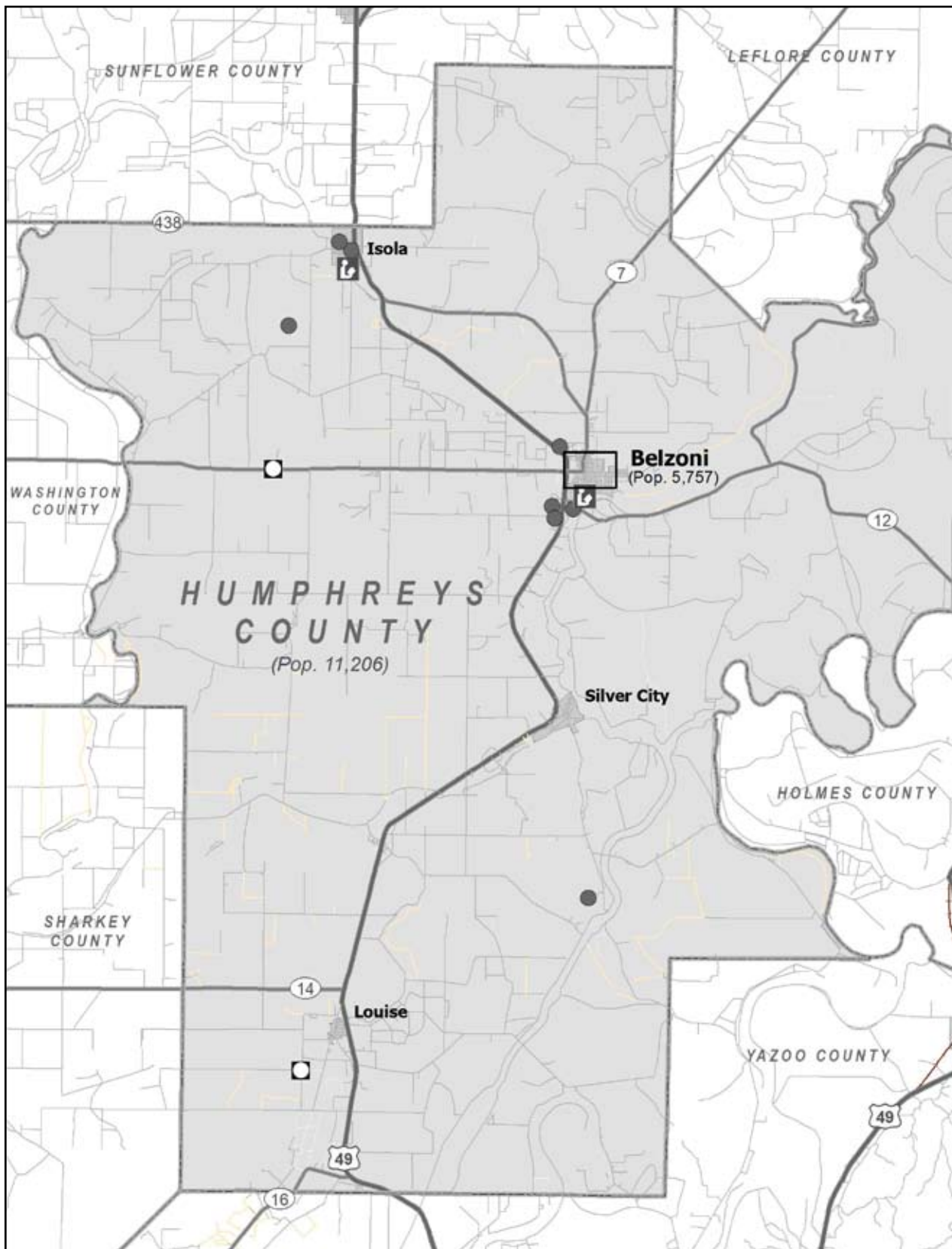
**Note**

1. The area under study by the Mississippi Delta Revitalization Task Force

Sources: Mississippi Department of Health (April 30, 2007); Head Start Information and Publication Center (Sept. 21, 2006); U.S. Census Bureau; Health Resources and Services Administration (April 2007); Early Childhood Institute, Mississippi State University; National Association of Child Care Resource and Referral Agencies (January 19, 2007)

Credit: Early Childhood Atlas (Early Childhood Institute, Mississippi State University and Community Information Resource Center, Rural Policy Research Institute, University of Missouri) (May 30, 2007)

**Figure 14. Humphreys County**



Source: Mississippi Delta Revitalization Task Force (Mississippi Delta Region Revitalization Act of 2006)

Credit: Early Childhood Atlas (Early Childhood Institute, Mississippi State University and Community Information Resource Center, Rural Policy Research Institute, University of Missouri) (May 30, 2007)

National Center for Rural Early Childhood Learning Initiatives. (2007). *Indicators of access to early childhood services in the Mississippi Delta*. (Rural Childhood Report No. 5). Mississippi State, MS: Mississippi State University Early Childhood Institute.

A detailed street map of Belzoni, Mississippi. The map shows a grid of streets with several locations marked by black dots. The streets are labeled with names such as Harpole, Caliver, Poplar, Maple, Elm, Cherry, Beale, China, Mulberry, Peterbos, Roosevelt, Robinson, Harpole, Church, Hayden, Halvey, Price, 4th, 3rd, 2nd, 1st, Francis, Wister, Virginia, Cheatham, Washington, Shanker, Pecan, Oak, Green, Bowles, Calore, Sunflower, Church Street, Church, Hayden, West, Grant, Ruby, February, March, April, May, Brooks, Compress, Lowery, George Lane, Short, Lady Bird, Hampshire, Beale, Westside, and Pipe. A scale bar at the bottom right indicates 0 to 0.5 miles.

Credit: Early Childhood Atlas (Early Childhood Institute, Mississippi State University and Community Information Resource Center, Rural Policy Research Institute, University of Missouri) (May 30, 2007)

**Table 10. Issaquena County**

INDICATOR	COUNTY	DELTA AREA <sup>1</sup>	STATE OF MISSISSIPPI
PERCENTAGE IN POVERTY OF CHILDREN AGES 0-5			
Overall	47	44	29
African-American	62	54	47
American Indian	0	38	39
Hispanic	0	36	33
Non-Hispanic White	11	13	13
ACCESS TO EARLY CARE AND EDUCATION			
Number of Licensed Facilities	2	385	1,711
Number of Licensed Slots	224	24,420	128,635
Ratio of Licensed Child Care Slots to Children Under 5	1 : 0.59	1 : 1.32	1 : 1.56
Ratio of Head Start Slots to Children Ages 3-5	1 : 0.54	1 : 2.49	1 : 4.50
Ratio of Early Head Start Slots to Children Ages 0-3	1 : 0	1 : 0	1 : 284.39
ACCESS TO HEALTH CARE			
Is the county in a Primary Health Professional Shortage Area?	Yes	-	-
Is the county in a Mental Health Professional Shortage Area?	Yes	-	-
Is the county in a Dental Health Professional Shortage Area?	Yes	-	-
Is the county in a Medically Underserved Area?	Yes	-	-
EARLY CARE AND EDUCATION INFRASTRUCTURE			
Mississippi Child Care Quality Step System Service Area	No	-	-
Child Care Resource and Referral Service Area	Not Served by an R&R	-	-
LICENSED CHILD CARE CENTERS IN THE COUNTY			
CENTER	MAXIMUM CAPACITY	PARTICIPATION IN QUALITY ENHANCEMENT INITIATIVES	
		PARTNERS FOR QUALITY	LEADERS IN LITERACY
MAYERSVILLE DELTA CHILDREN'S VILLAGE	44		
RIPLEY/BLACKWELL HEAD START CENTER	180		

**Note**

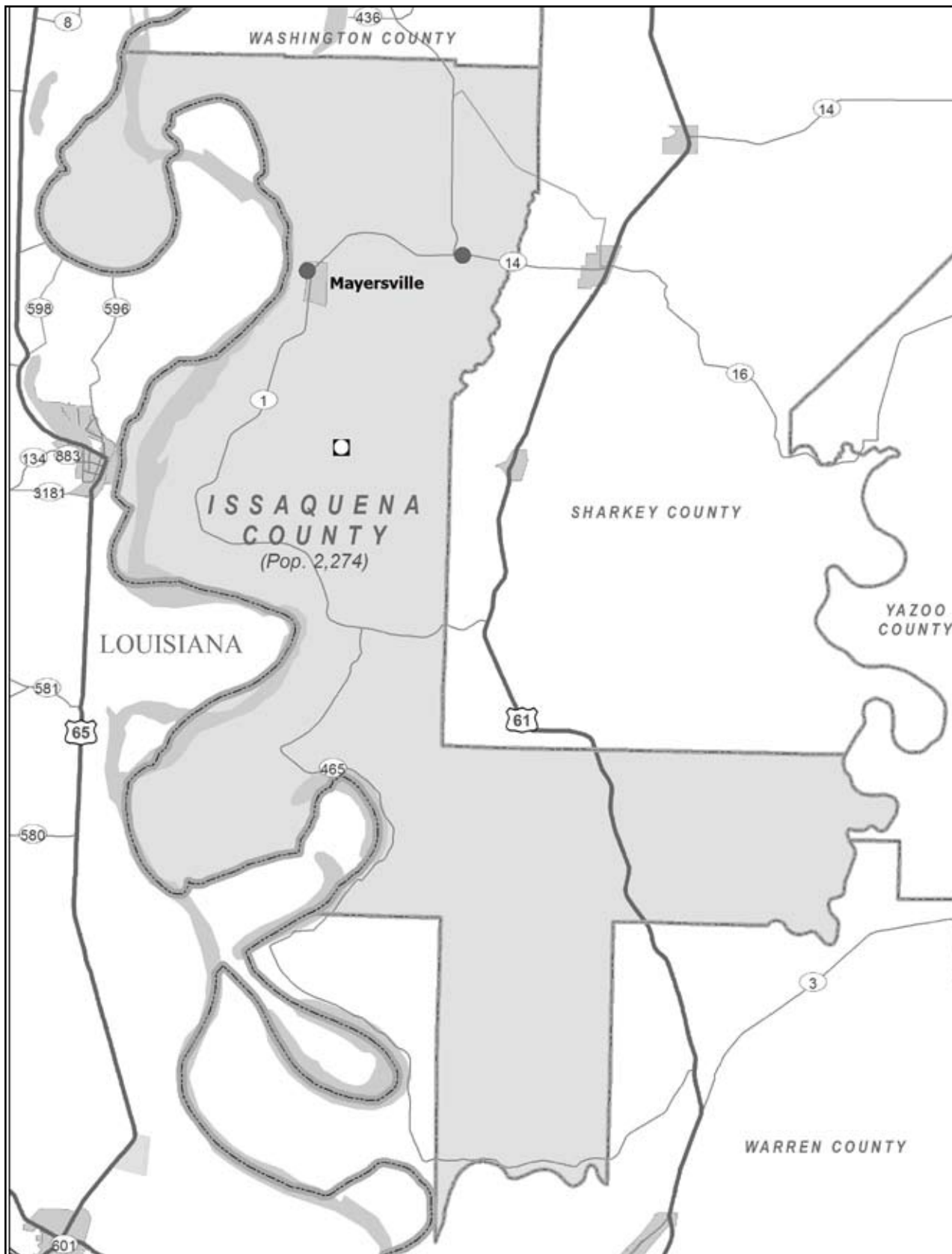
1. The area under study by the Mississippi Delta Revitalization Task Force

Sources: Mississippi Department of Health (April 30, 2007); Head Start Information and Publication Center (Sept. 21, 2006); U.S. Census Bureau; Health Resources and Services Administration (April 2007); Early Childhood Institute, Mississippi State University; National Association of Child Care Resource and Referral Agencies (January 19, 2007)

Credit: Early Childhood Atlas (Early Childhood Institute, Mississippi State University and Community Information Resource Center, Rural Policy Research Institute, University of Missouri) (May 30, 2007)



**Figure 16. Issaquena County**



Source: Mississippi Delta Revitalization Task Force (Mississippi Delta Region Revitalization Act of 2006)

Credit: Early Childhood Atlas (Early Childhood Institute, Mississippi State University and Community Information Resource Center, Rural Policy Research Institute, University of Missouri) (May 30, 2007)

National Center for Rural Early Childhood Learning Initiatives. (2007). *Indicators of access to early childhood services in the Mississippi Delta*. (Rural Childhood Report No. 5). Mississippi State, MS: Mississippi State University Early Childhood Institute.

**Table 11. Jefferson County**

INDICATOR	COUNTY	DELTA AREA <sup>1</sup>	STATE OF MISSISSIPPI
<b>PERCENTAGE IN POVERTY OF CHILDREN AGES 0-5</b>			
Overall	49	44	29
African-American	50	54	47
American Indian	0	38	39
Hispanic	0	36	33
Non-Hispanic White	32	13	13
<b>ACCESS TO EARLY CARE AND EDUCATION</b>			
Number of Licensed Facilities	4	385	1,711
Number of Licensed Slots	393	24,420	128,635
Ratio of Licensed Child Care Slots to Children Under 5	1 : 1.74	1 : 1.32	1 : 1.56
Ratio of Head Start Slots to Children Ages 3-5	1 : 2.34	1 : 2.49	1 : 4.50
Ratio of Early Head Start Slots to Children Ages 0-3	1 : 0	1 : 0	1 : 284.39
<b>ACCESS TO HEALTH CARE</b>			
Is the county in a Primary Health Professional Shortage Area?	Yes	-	-
Is the county in a Mental Health Professional Shortage Area?	Yes	-	-
Is the county in a Dental Health Professional Shortage Area?	Yes	-	-
Is the county in a Medically Underserved Area?	Yes	-	-
<b>EARLY CARE AND EDUCATION INFRASTRUCTURE</b>			
Mississippi Child Care Quality Step System Service Area	No	-	-
Child Care Resource and Referral Service Area	Not Served by an R&R	-	-
<b>LICENSED CHILD CARE CENTERS IN THE COUNTY</b>			
<b>CENTER</b>	<b>MAXIMUM CAPACITY</b>	<b>PARTICIPATION IN QUALITY ENHANCEMENT INITIATIVES</b>	
		<b>PARTNERS FOR QUALITY</b>	<b>LEADERS IN LITERACY</b>
ALPHA AND OMEGA CHRISTIAN LEARNING CENTER	41		
JEFFERSON COUNTY HEAD START	177		
KIDDY KARROUSEL, INC.	128		
SOLID ROCK KID'S ACADEMY	47		

**Note**

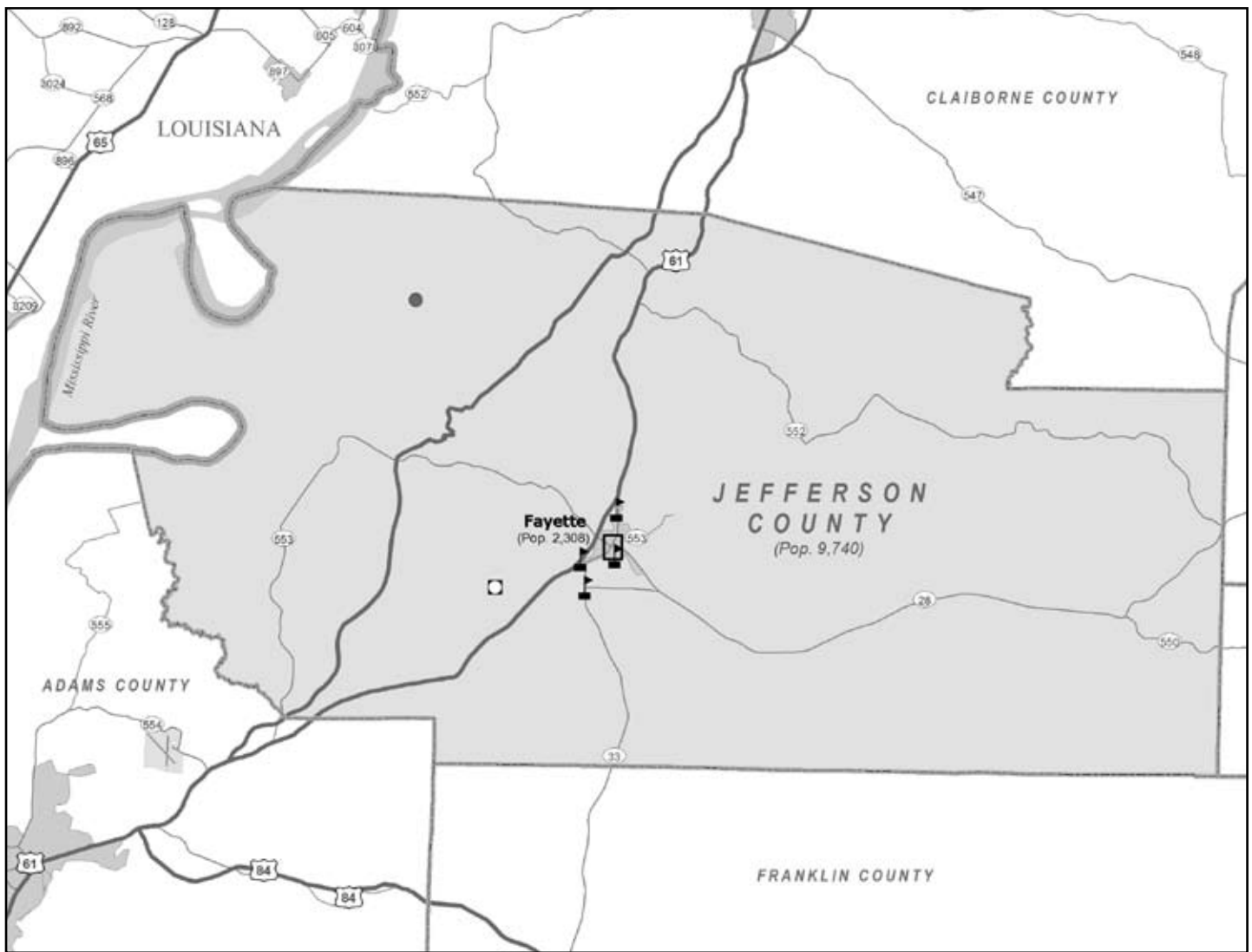
1. The area under study by the Mississippi Delta Revitalization Task Force

Sources: Mississippi Department of Health (April 30, 2007); Head Start Information and Publication Center (Sept. 21, 2006); U.S. Census Bureau; Health Resources and Services Administration (April 2007); Early Childhood Institute, Mississippi State University; National Association of Child Care Resource and Referral Agencies (January 19, 2007)

Credit: Early Childhood Atlas (Early Childhood Institute, Mississippi State University and Community Information Resource Center, Rural Policy Research Institute, University of Missouri) (May 30, 2007)



**Figure 17. Jefferson County**



Source: Mississippi Delta Revitalization Task Force (Mississippi Delta Region Revitalization Act of 2006)

Credit: Early Childhood Atlas (Early Childhood Institute, Mississippi State University and Community Information Resource Center, Rural Policy Research Institute, University of Missouri) (May 30, 2007)

**Figure 18. Fayette (Jefferson County)**



Source: Mississippi Delta Revitalization Task Force (Mississippi Delta Region Revitalization Act of 2006)

Credit: Early Childhood Atlas (Early Childhood Institute, Mississippi State University and Community Information Resource Center, Rural Policy Research Institute, University of Missouri) (May 30, 2007)

**Table 12. Leflore County**

INDICATOR	COUNTY	DELTA AREA <sup>1</sup>	STATE OF MISSISSIPPI
<b>PERCENTAGE IN POVERTY OF CHILDREN AGES 0-5</b>			
Overall	55	44	29
African-American	65	54	47
American Indian	0	38	39
Hispanic	0	36	33
Non-Hispanic White	14	13	13
<b>ACCESS TO EARLY CARE AND EDUCATION</b>			
Number of Licensed Facilities	27	385	1,711
Number of Licensed Slots	2,398	24,420	128,635
Ratio of Licensed Child Care Slots to Children Under 5	1 : 1.23	1 : 1.32	1 : 1.56
Ratio of Head Start Slots to Children Ages 3-5	1 : 2.76	1 : 2.49	1 : 4.50
Ratio of Early Head Start Slots to Children Ages 0-3	1 : 0	1 : 0	1 : 284.39
<b>ACCESS TO HEALTH CARE</b>			
Is the county in a Primary Health Professional Shortage Area?	Yes	-	-
Is the county in a Mental Health Professional Shortage Area?	Yes	-	-
Is the county in a Dental Health Professional Shortage Area?	Yes	-	-
Is the county in a Medically Underserved Area?	Yes	-	-
<b>EARLY CARE AND EDUCATION INFRASTRUCTURE</b>			
Mississippi Child Care Quality Step System Service Area	No	-	-
Child Care Resource and Referral Service Area	Not Served by an R&R	-	-
<b>LICENSED CHILD CARE CENTERS IN THE COUNTY</b>			
CENTER	MAXIMUM CAPACITY	PARTICIPATION IN QUALITY ENHANCEMENT INITIATIVES	
		PARTNERS FOR QUALITY	LEADERS IN LITERACY
ABC LEARNING CENTER #1 AFTERSCHOOL PROGRAM	50		
ABC LEARNING CENTER #2	118		
AMANDA ELZY HIGH SCHOOL-TEEN PARENTING CTR	44		
BUSY BODY DAY CARE	64		
CASA- CHURCH AFTER SCHOOL ASSOCIATION	86		
CHRISTINE'S DAYCARE	77		
FIRST PRESBYTERIAN KINDERGARTEN	135		
GILLIAM HEAD START CENTER	510		
GWEN'S KINDERGARTEN & DAY CARE, INC.	80		
H.O.B.'S CHILD DEVELOPMENT CENTER, INC.	163		
HARRISON LEE'S CHILD CARE & LEARNING CENTER	30		
HIS KIDS CHILD CARE CENTER	142		
HPCOC CHILD DEVELOPMENT DAY CARE CENTER #2	23		
ITTA BENA HEAD START CENTER	140		
JACKIE'S DAYCARE & LEARNING CENTER	137		
JESUS FIRST CHRISTIAN DAY CARE	124		
JUDY'S KIDS AFTERSCHOOL PROGRAM	70		
LEARNING TREE, INC.	52		
LEFLORE CO. HIGH SCHOOL TEEN PARENTING CTR	39	●	
MVSU DAY CARE CENTER	53		
PAT'S PLAYLAND DAYCARE	14		
ST. JOHN'S UNITED METHODIST CHURCH	75		
SUSIE M. BROOKS CHILDCARE	49		
WEE PLAY NURSERY	15		
WILLOW STREET CHILD DEVELOPMENT CENTER	35		
WONDERLAND NURSERY SCHOOL	30	●	
WORD OF FAITH CHILDREN'S UNIVERSITY	43		

**Note**

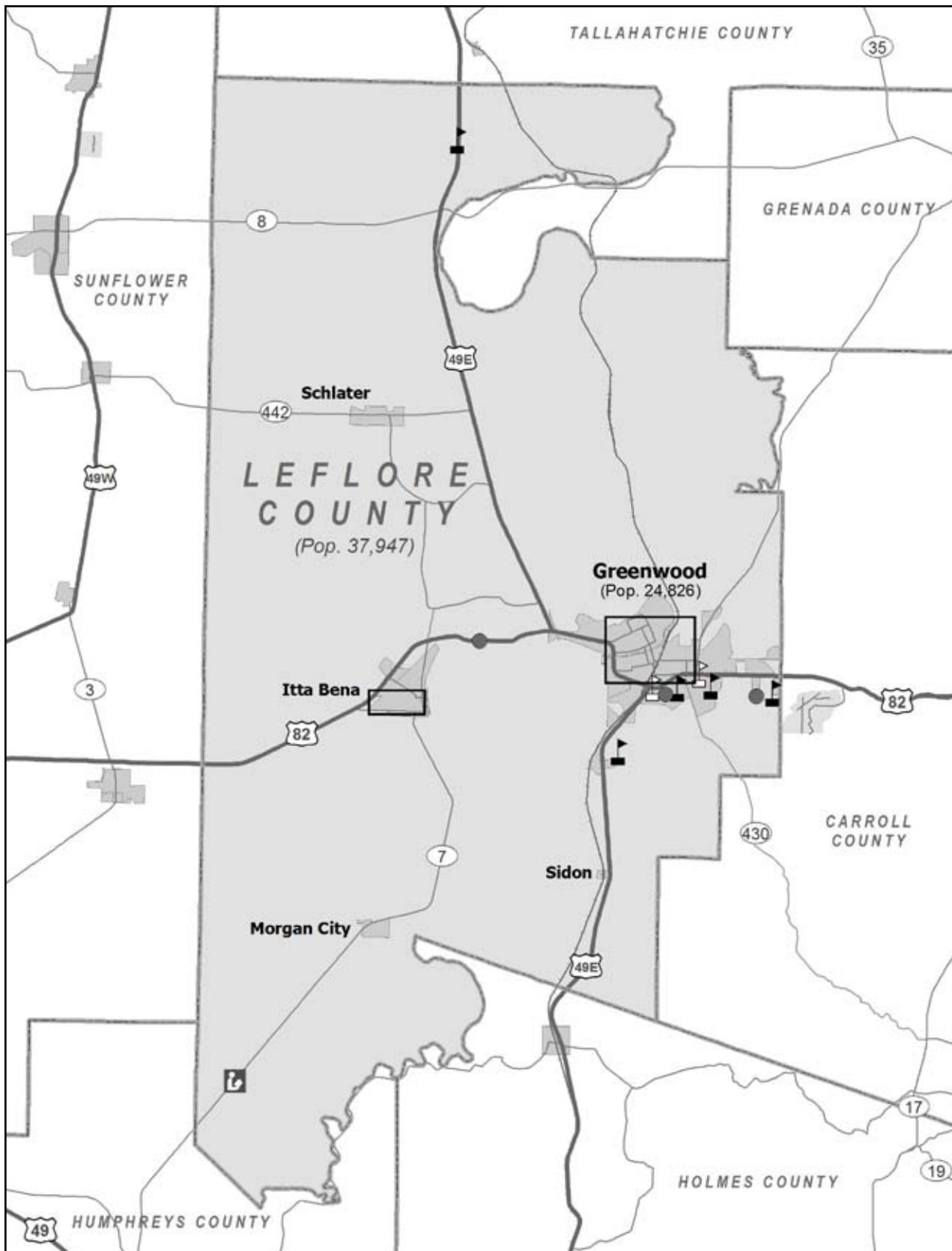
1. The area under study by the Mississippi Delta Revitalization Task Force

Sources: Mississippi Department of Health (April 30, 2007); Head Start Information and Publication Center (Sept. 21, 2006); U.S. Census Bureau; Health Resources and Services Administration (April 2007); Early Childhood Institute, Mississippi State University; National Association of Child Care Resource and Referral Agencies (January 19, 2007)

Credit: Early Childhood Atlas (Early Childhood Institute, Mississippi State University and Community Information Resource Center, Rural Policy Research Institute, University of Missouri) (May 30, 2007)

National Center for Rural Early Childhood Learning Initiatives. (2007). *Indicators of access to early childhood services in the Mississippi Delta*. (Rural Childhood Report No. 5). Mississippi State, MS: Mississippi State University Early Childhood Institute.

**Figure 19. Leflore County**

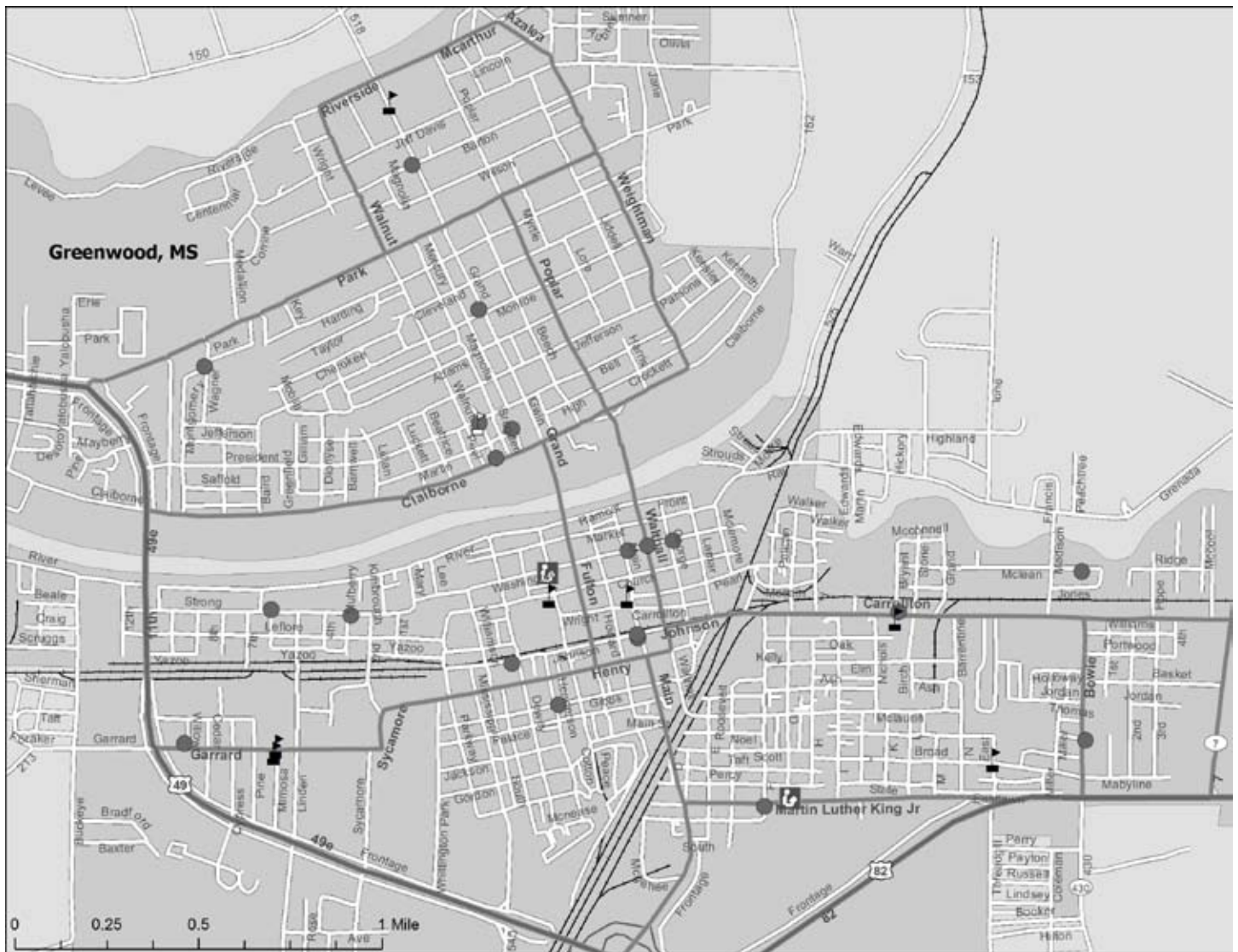


Source: Mississippi Delta Revitalization Task Force (Mississippi Delta Region Revitalization Act of 2006)

Credit: Early Childhood Atlas (Early Childhood Institute, Mississippi State University and Community Information Resource Center, Rural Policy Research Institute, University of Missouri) (May 30, 2007)

National Center for Rural Early Childhood Learning Initiatives. (2007). *Indicators of access to early childhood services in the Mississippi Delta*. (Rural Childhood Report No. 5). Mississippi State, MS: Mississippi State University Early Childhood Institute.

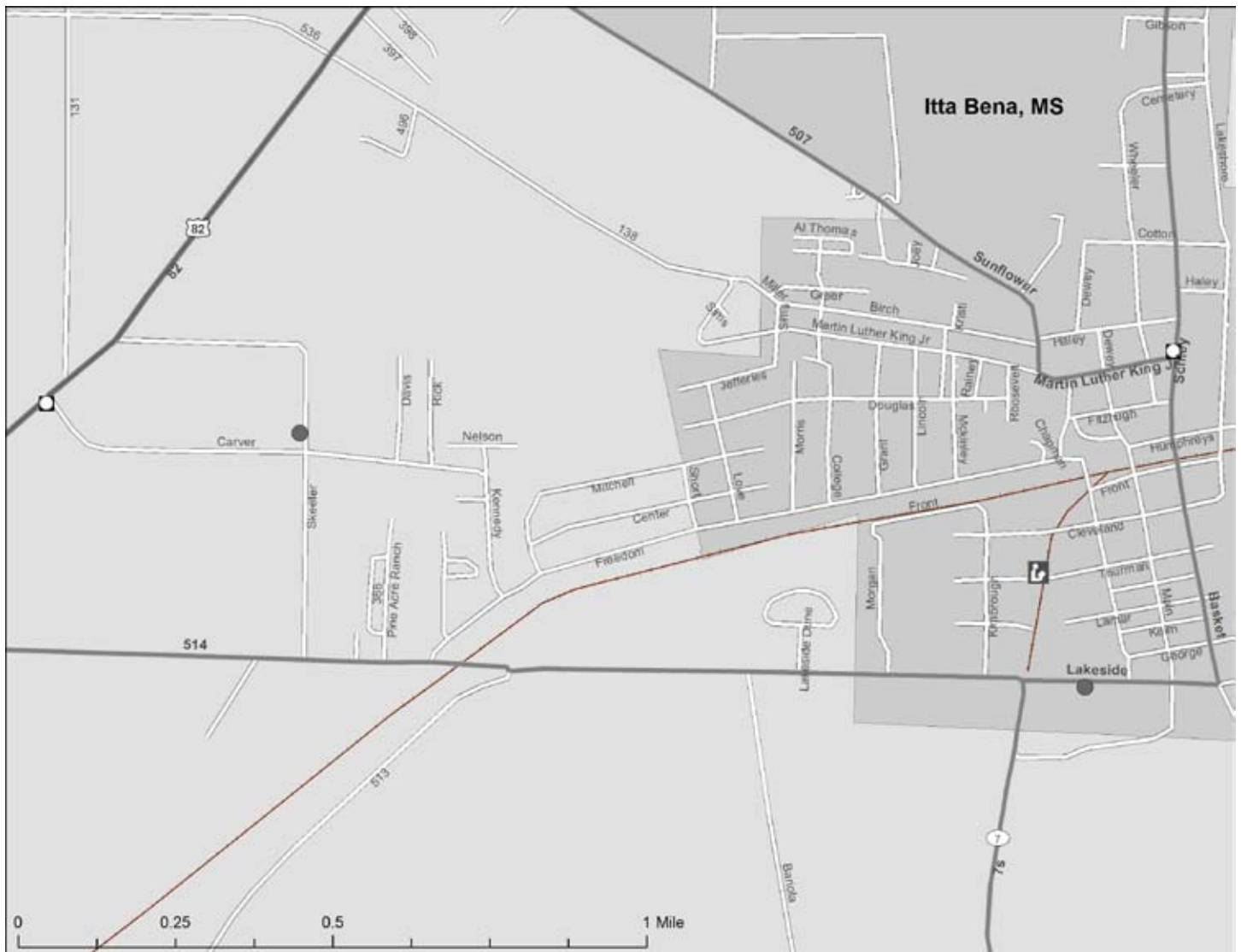
**Figure 20. Greenwood (Leflore County)**



Source: Mississippi Delta Revitalization Task Force (Mississippi Delta Region Revitalization Act of 2006)

Credit: Early Childhood Atlas (Early Childhood Institute, Mississippi State University and Community Information Resource Center, Rural Policy Research Institute, University of Missouri) (May 30, 2007)

**Figure 21. Itta Bena (Leflore County)**



Source: Mississippi Delta Revitalization Task Force (Mississippi Delta Region Revitalization Act of 2006)

Credit: Early Childhood Atlas (Early Childhood Institute, Mississippi State University and Community Information Resource Center, Rural Policy Research Institute, University of Missouri) (May 30, 2007)



**Table 13. Panola County**

INDICATOR	COUNTY	DELTA AREA <sup>1</sup>	STATE OF MISSISSIPPI
PERCENTAGE IN POVERTY OF CHILDREN AGES 0-5			
Overall	37	44	29
African-American	49	54	47
American Indian	0	38	39
Hispanic	35	36	33
Non-Hispanic White	19	13	13
ACCESS TO EARLY CARE AND EDUCATION			
Number of Licensed Facilities	20	385	1,711
Number of Licensed Slots	1,240	24,420	128,635
Ratio of Licensed Child Care Slots to Children Under 5	1 : 2.06	1 : 1.32	1 : 1.56
Ratio of Head Start Slots to Children Ages 3-5	1 : 4.06	1 : 2.49	1 : 4.50
Ratio of Early Head Start Slots to Children Ages 0-3	1 : 0	1 : 0	1 : 284.39
ACCESS TO HEALTH CARE			
Is the county in a Primary Health Professional Shortage Area?	Yes	-	-
Is the county in a Mental Health Professional Shortage Area?	Yes	-	-
Is the county in a Dental Health Professional Shortage Area?	Yes	-	-
Is the county in a Medically Underserved Area?	Yes	-	-
EARLY CARE AND EDUCATION INFRASTRUCTURE			
Mississippi Child Care Quality Step System Service Area	No	-	-
Child Care Resource and Referral Service Area	First Regional Library Early Childhood Resource and Referral / North East Mississippi Child Care Resource and Referral - ICC Site	-	-
LICENSED CHILD CARE CENTERS IN THE COUNTY			
CENTER	MAXIMUM CAPACITY	PARTICIPATION IN QUALITY ENHANCEMENT INITIATIVES	
		PARTNERS FOR QUALITY	LEADERS IN LITERACY
ANAMARY'S PLAYHOUSE	50		
BATESVILLE HEAD START CENTER	270		
COLOR ME HAPPY	26	●	
COLOR ME HAPPY II	32		
CRENSHAW HEAD START CENTER	100		●
DEWBERRY KINDERGARTEN AND DAY CARE	30		
EARLY YEARS DAYCARE	12		
FAITH TEMPLE CHURCH DAYCARE	70		
FIRST UMC CHILDREN'S CENTER	59		
GOD'S GIFT CHILDREN CENTER	19		
HOSKIN'S LEARNING CENTER	53		
JESUS LOVES ME CHILDREN'S CENTER	100	●	
JUST US KIDS CHILDCARE LEARNING CENTER	29		
KIDS WORLD DAYCARE AND LEARNING CENTER	32		●
LITTLE PLAYMATES DAY CARE	40		
MAGNOLIA KINDERGARTEN	75		
NEW BEGINNING DAY CARE	70		
NORTH PANOLA COMMUNITY CHILD CARE	98	●	●
WONDERLAND DAY CARE	32		
YOUTH OF OUT REACH	43		

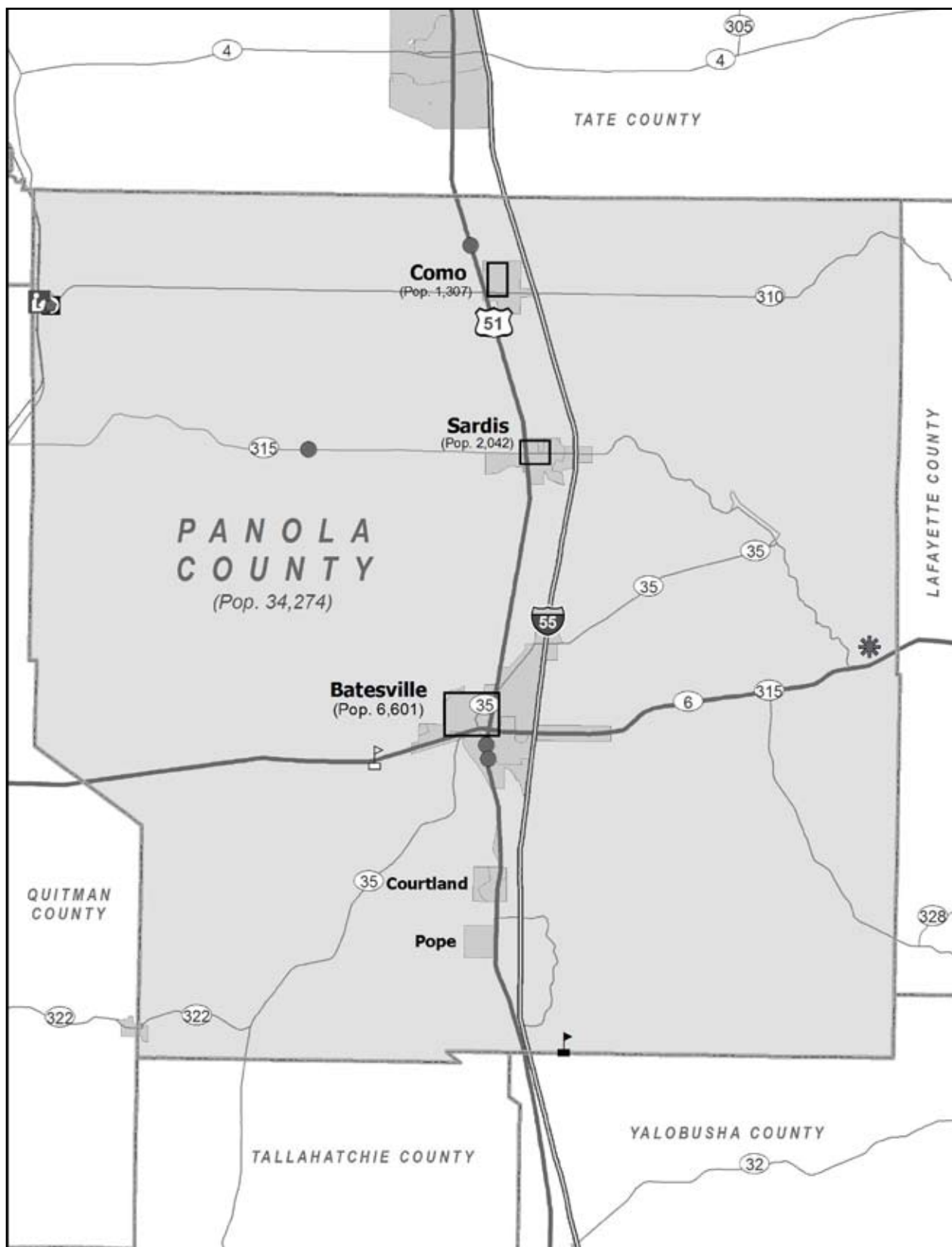
1. The area under study by the Mississippi Delta Revitalization Task Force

Sources: Mississippi Department of Health (April 30, 2007); Head Start Information and Publication Center (Sept. 21, 2006); U.S. Census Bureau; Health Resources and Services Administration (April 2007); Early Childhood Institute, Mississippi State University; National Association of Child Care Resource and Referral Agencies (January 19, 2007)

Credit: Early Childhood Atlas (Early Childhood Institute, Mississippi State University and Community Information Resource Center, Rural Policy Research Institute, University of Missouri) (May 30, 2007)

National Center for Rural Early Childhood Learning Initiatives. (2007). *Indicators of access to early childhood services in the Mississippi Delta*. (Rural Childhood Report No. 5). Mississippi State, MS: Mississippi State University Early Childhood Institute.

**Figure 22. Panola County**



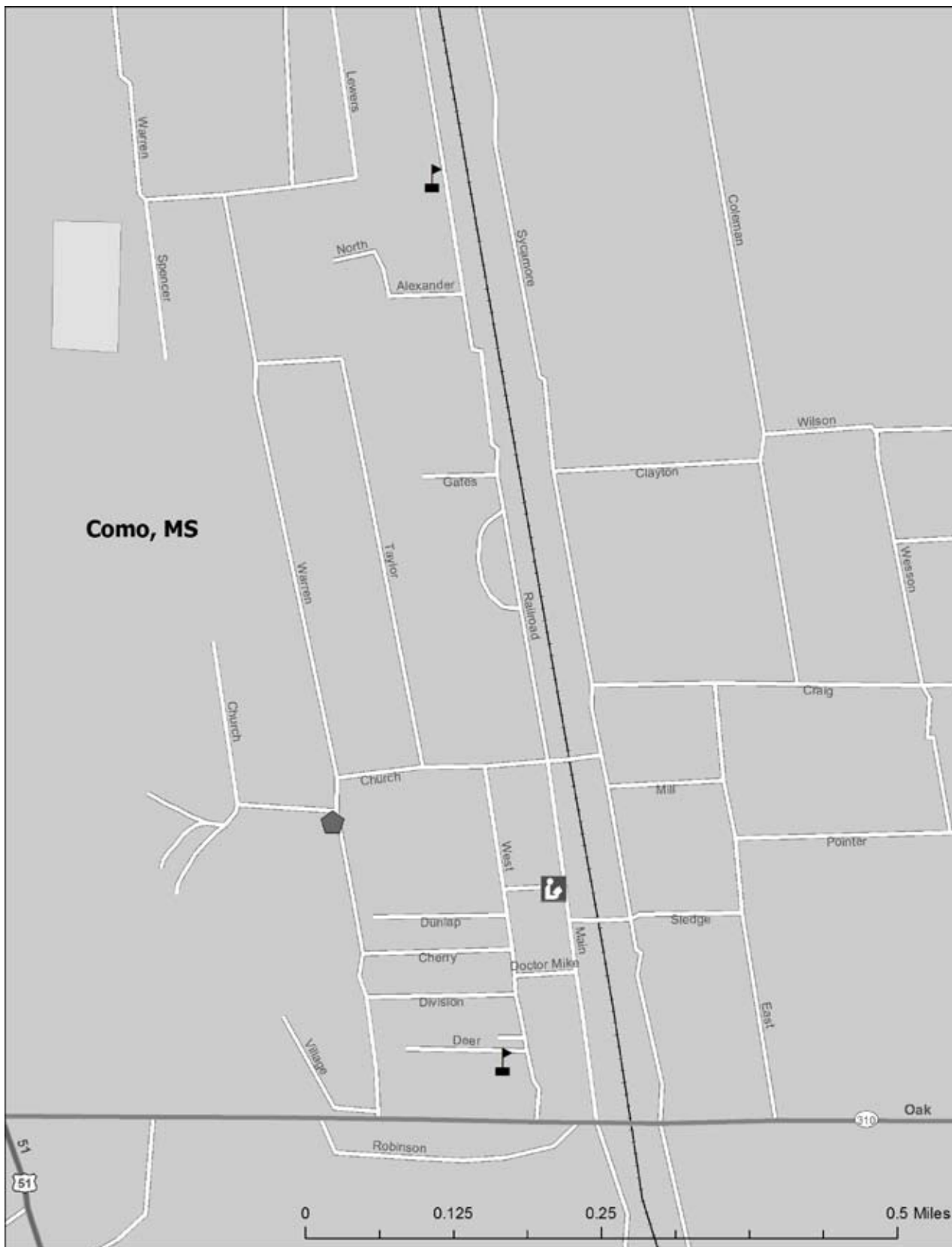
Source: Mississippi Delta Revitalization Task Force (Mississippi Delta Region Revitalization Act of 2006)

Credit: Early Childhood Atlas (Early Childhood Institute, Mississippi State University and Community Information Resource Center, Rural Policy Research Institute, University of Missouri) (May 30, 2007)

National Center for Rural Early Childhood Learning Initiatives. (2007). *Indicators of access to early childhood services in the Mississippi Delta*. (Rural Childhood Report No. 5). Mississippi State, MS: Mississippi State University Early Childhood Institute.



**Figure 23. Como (Panola County)**



Source: Mississippi Delta Revitalization Task Force (Mississippi Delta Region Revitalization Act of 2006)

Credit: Early Childhood Atlas (Early Childhood Institute, Mississippi State University and Community Information Resource Center, Rural Policy Research Institute, University of Missouri) (May 30, 2007)

National Center for Rural Early Childhood Learning Initiatives. (2007). *Indicators of access to early childhood services in the Mississippi Delta*. (Rural Childhood Report No. 5). Mississippi State, MS: Mississippi State University Early Childhood Institute.

**Figure 24. Sardis (Panola County)**



Source: Mississippi Delta Revitalization Task Force (Mississippi Delta Region Revitalization Act of 2006)

Credit: Early Childhood Atlas (Early Childhood Institute, Mississippi State University and Community Information Resource Center, Rural Policy Research Institute, University of Missouri) (May 30, 2007)

**Table 14. Quitman County**

INDICATOR	COUNTY	DELTA AREA <sup>1</sup>	STATE OF MISSISSIPPI
<b>PERCENTAGE IN POVERTY OF CHILDREN AGES 0-5</b>			
Overall	45	44	29
African-American	52	54	47
American Indian	0	38	39
Hispanic	50	36	33
Non-Hispanic White	17	13	13
<b>ACCESS TO EARLY CARE AND EDUCATION</b>			
Number of Licensed Facilities	3	385	1,711
Number of Licensed Slots	261	24,420	128,635
Ratio of Licensed Child Care Slots to Children Under 5	1 : 3.05	1 : 1.32	1 : 1.56
Ratio of Head Start Slots to Children Ages 3-5	1 : 2.93	1 : 2.49	1 : 4.50
Ratio of Early Head Start Slots to Children Ages 0-3	1 : 0	1 : 0	1 : 284.39
<b>ACCESS TO HEALTH CARE</b>			
Is the county in a Primary Health Professional Shortage Area?	Yes	-	-
Is the county in a Mental Health Professional Shortage Area?	Yes	-	-
Is the county in a Dental Health Professional Shortage Area?	Yes	-	-
Is the county in a Medically Underserved Area?	Yes	-	-
<b>EARLY CARE AND EDUCATION INFRASTRUCTURE</b>			
Mississippi Child Care Quality Step System Service Area	No	-	-
Child Care Resource and Referral Service Area	Not Served by an R&R	-	-
<b>LICENSED CHILD CARE CENTERS IN THE COUNTY</b>			
<b>CENTER</b>	<b>MAXIMUM CAPACITY</b>	<b>PARTICIPATION IN QUALITY ENHANCEMENT INITIATIVES</b>	
		<b>PARTNERS FOR QUALITY</b>	<b>LEADERS IN LITERACY</b>
QUITMAN COUNTY HEAD START	160		●
Y.O.U. DAYCARE AND EARLY LEARNING ACADEMY	51		
YOLANDA K'S LEARNING CENTER	50		●

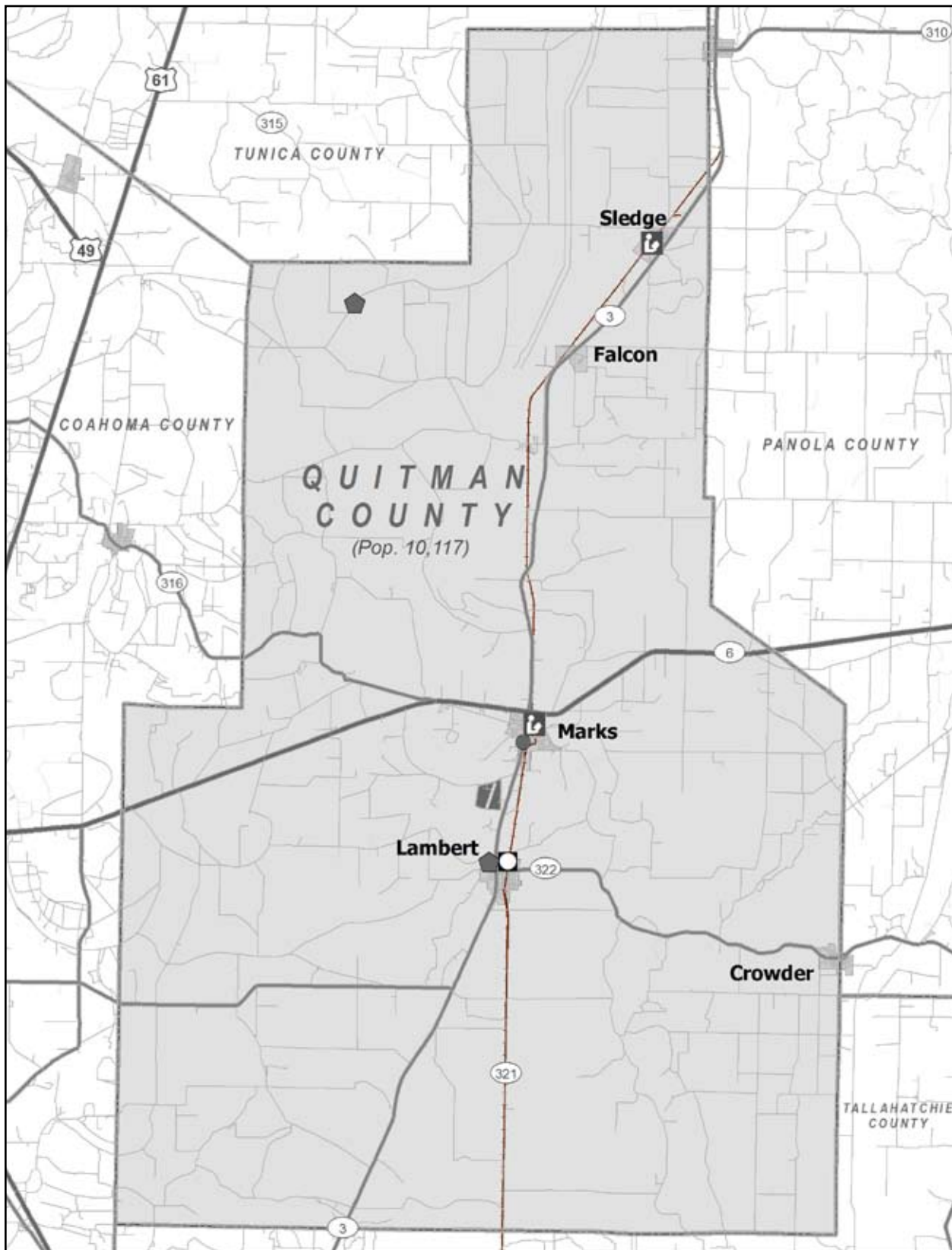
**Note**

1. The area under study by the Mississippi Delta Revitalization Task Force

Sources: Mississippi Department of Health (April 30, 2007); Head Start Information and Publication Center (Sept. 21, 2006); U.S. Census Bureau; Health Resources and Services Administration (April 2007); Early Childhood Institute, Mississippi State University; National Association of Child Care Resource and Referral Agencies (January 19, 2007)

Credit: Early Childhood Atlas (Early Childhood Institute, Mississippi State University and Community Information Resource Center, Rural Policy Research Institute, University of Missouri) (May 30, 2007)

**Figure 25 Quitman County**



Source: Mississippi Delta Revitalization Task Force (Mississippi Delta Region Revitalization Act of 2006)

Credit: Early Childhood Atlas (Early Childhood Institute, Mississippi State University and Community Information Resource Center, Rural Policy Research Institute, University of Missouri) (May 30, 2007)

National Center for Rural Early Childhood Learning Initiatives. (2007). *Indicators of access to early childhood services in the Mississippi Delta*. (Rural Childhood Report No. 5). Mississippi State, MS: Mississippi State University Early Childhood Institute.

**Table 15. Sharkey County**

INDICATOR	COUNTY	DELTA AREA <sup>1</sup>	STATE OF MISSISSIPPI
<b>PERCENTAGE IN POVERTY OF CHILDREN AGES 0-5</b>			
Overall	50	44	29
African-American	58	54	47
American Indian	0	38	39
Hispanic	0	36	33
Non-Hispanic White	7	13	13
<b>ACCESS TO EARLY CARE AND EDUCATION</b>			
Number of Licensed Facilities	6	385	1,711
Number of Licensed Slots	269	24,420	128,635
Ratio of Licensed Child Care Slots to Children Under 5	1 : 2.03	1 : 1.32	1 : 1.56
Ratio of Head Start Slots to Children Ages 3-5	1 : 5.48	1 : 2.49	1 : 4.50
Ratio of Early Head Start Slots to Children Ages 0-3	1 : 0	1 : 0	1 : 284.39
<b>ACCESS TO HEALTH CARE</b>			
Is the county in a Primary Health Professional Shortage Area?	Yes	-	-
Is the county in a Mental Health Professional Shortage Area?	Yes	-	-
Is the county in a Dental Health Professional Shortage Area?	Yes	-	-
Is the county in a Medically Underserved Area?	Yes	-	-
<b>EARLY CARE AND EDUCATION INFRASTRUCTURE</b>			
Mississippi Child Care Quality Step System Service Area	No	-	-
Child Care Resource and Referral Service Area	Not Served by an R&R	-	-
<b>LICENSED CHILD CARE CENTERS IN THE COUNTY</b>			
CENTER	MAXIMUM CAPACITY	PARTICIPATION IN QUALITY ENHANCEMENT INITIATIVES	
		PARTNERS FOR QUALITY	LEADERS IN LITERACY
ANGUILLA CHILDREN'S VILLAGE	72		
EMMA'S CHILD DEVELOPMENT CENTER	30	●	
KIDS UNDER CONSTRUCTION	30		
MISSISSIPPI CHRISTIAN FAMILY SERVICES	30		
PERFECT BEGINNINGS CHILDCARE AND LEARNING CTR	45		
TRUELIGHT HEAD START CENTER	62		

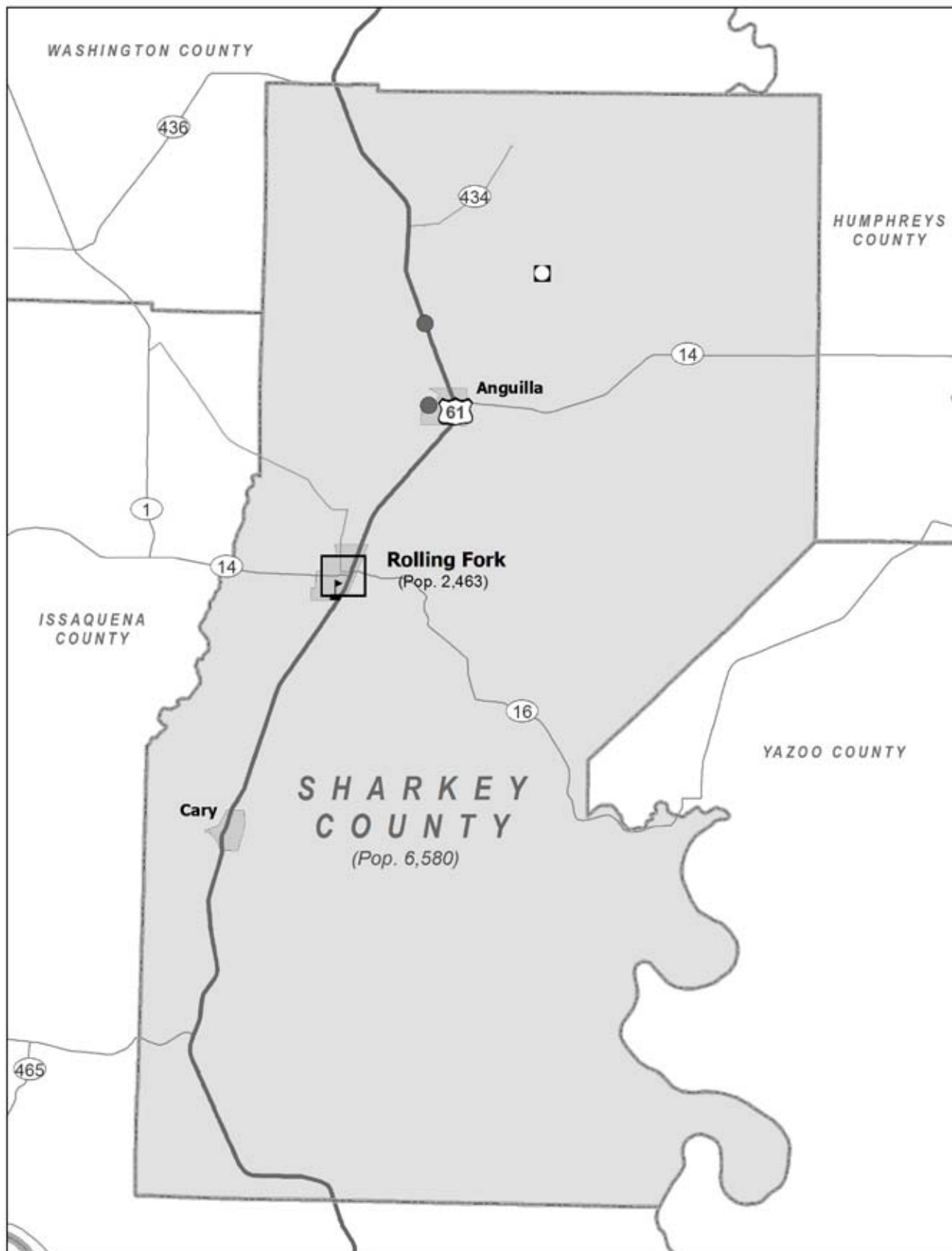
**Note**

1. The area under study by the Mississippi Delta Revitalization Task Force

Sources: Mississippi Department of Health (April 30, 2007); Head Start Information and Publication Center (Sept. 21, 2006); U.S. Census Bureau; Health Resources and Services Administration (April 2007); Early Childhood Institute, Mississippi State University; National Association of Child Care Resource and Referral Agencies (January 19, 2007)

Credit: Early Childhood Atlas (Early Childhood Institute, Mississippi State University and Community Information Resource Center, Rural Policy Research Institute, University of Missouri) (May 30, 2007)

**Figure 26. Sharkey County**



Source: Mississippi Delta Revitalization Task Force (Mississippi Delta Region Revitalization Act of 2006)

Credit: Early Childhood Atlas (Early Childhood Institute, Mississippi State University and Community Information Resource Center, Rural Policy Research Institute, University of Missouri) (May 30, 2007)

National Center for Rural Early Childhood Learning Initiatives. (2007). *Indicators of access to early childhood services in the Mississippi Delta*. (Rural Childhood Report No. 5). Mississippi State, MS: Mississippi State University Early Childhood Institute.



A detailed map of Rolling Fork, Mississippi. The map shows a grid of streets including Race, Day, Elm, Locust, Sprucey, Ash, Hick, Walnut, Mulberry, Lindsay, Hoyt, Chestnut, Dicks, Pine, Maple, Lumbely, Washington, Chocks, Academy, West, Athletic, Parkway, Center, Southern, Central, Wright, Glens, 1st, 2nd, 3rd, 4th, 5th, 6th, Martin, Adair, and Carter. Landmarks include a school building labeled 'Rolling Fork School' and a church labeled 'First Baptist Church'. A scale bar at the bottom right indicates distances from 0 to 0.5 miles. The title 'Rolling Fork, MS' is prominently displayed in the upper left quadrant.

Credit: Early Childhood Atlas (Early Childhood Institute, Mississippi State University and Community Information Resource Center, Rural Policy Research Institute, University of Missouri) (May 30, 2007)



**Table 16. Sunflower County**

INDICATOR	COUNTY	DELTA AREA <sup>1</sup>	STATE OF MISSISSIPPI
PERCENTAGE IN POVERTY OF CHILDREN AGES 0-5			
Overall	42	44	29
African-American	50	54	47
American Indian	100	38	39
Hispanic	65	36	33
Non-Hispanic White	9	13	13
ACCESS TO EARLY CARE AND EDUCATION			
Number of Licensed Facilities	39	385	1,711
Number of Licensed Slots	2,008	24,420	128,635
Ratio of Licensed Child Care Slots to Children Under 5	1 : 1.18	1 : 1.32	1 : 1.56
Ratio of Head Start Slots to Children Ages 3-5	1 : 2.36	1 : 2.49	1 : 4.50
Ratio of Early Head Start Slots to Children Ages 0-3	1 : 0	1 : 0	1 : 284.39
ACCESS TO HEALTH CARE			
Is the county in a Primary Health Professional Shortage Area?	Yes	-	-
Is the county in a Mental Health Professional Shortage Area?	Yes	-	-
Is the county in a Dental Health Professional Shortage Area?	Yes	-	-
Is the county in a Medically Underserved Area?	Yes	-	-
EARLY CARE AND EDUCATION INFRASTRUCTURE			
Mississippi Child Care Quality Step System Service Area	No	-	-
Child Care Resource and Referral Service Area	Not Served by an R&R	-	-
LICENSED CHILD CARE CENTERS IN THE COUNTY			
CENTER	MAXIMUM CAPACITY	PARTICIPATION IN QUALITY ENHANCEMENT INITIATIVES	
		PARTNERS FOR QUALITY	LEADERS IN LITERACY
ANNA'S CHILD CARE CENTER	30		
B.J. KINGS AND QUEENS CHILDCARE	15		
BE BE KIDS LEARNING CENTER	67		
BUCK-A-ROO CHRISTIAN LEARNING CENTER	82	●	
CDA DAY CARE CENTER	45		
COLOR ME A RAINBOW CHILD DEVELOPMENTAL CTR	23		
CONNECTED BRANCHES	34		
COUNTYWIDE OUTREACH DAYCARE	25		
COUNTYWIDE OUTREACH DAYCARE - DREW	60		
DREW HEAD START	105		
FIRST UNITED METHODIST CHURCH PRESCHOOL	30		
HAPPYLAND LEARNING CENTER	15		
HUTCHINS YOUNGLAND DAY CARE	25		
IMAGINARIUM LEARNING CENTER	24		
IMAGINARIUM LEARNING CENTER II	18		
INDIANOLA HEAD START	200		
INDIANOLA NEIGHBORHOOD FACILITY BUILDING	100		
KIDS R US	21		
KIDS UNIVERSITY	55		
KID'S WORLD LEARNING DAY CARE	64		
LIL ANDY'S LEARNING LADDER	17		
LITTLE ANGELS DAY CARE	53		
LOVE & LEARN #1 AFTER SCHOOL & SUMMER DAY CAMP	41		
LOVE & LEARN NURSERY & EDUCATION CENTER #2	32	●	
NCNW DAY CARE CENTER	29		

National Center for Rural Early Childhood Learning Initiatives. (2007). *Indicators of access to early childhood services in the Mississippi Delta*. (Rural Childhood Report No. 5). Mississippi State, MS: Mississippi State University Early Childhood Institute.

**Table 16. Sunflower County**

LICENSED CHILD CARE CENTERS IN THE COUNTY			
CENTER	MAXIMUM CAPACITY	PARTICIPATION IN QUALITY ENHANCEMENT INITIATIVES	
		PARTNERS FOR QUALITY	LEADERS IN LITERACY
P.J.'S LEARNING CENTER	24		
PLAYCARE CHRISTIAN LEARNING CENTER	84	●	
POOH BEAR CHILDCARE #3	32		
POOH BEAR CHILDCARE #4	39		
POOH BEAR DAYCARE #2	130		
RAGGEDY ANN DAY CARE	29	●	
RESTORATION MINISTRIES	60		
RULEVILLE COMMUNITY HEAD START	120		
SPENCER'S KIDDIELAND CHILDCARE CENTER	87	●	
SUNFLOWER HEAD START	80		
THE CHILDREN'S PLACE	25		
THE LEARNING TREE CHILD CARE	42		
TOOTIE FRUITY CHILD CARE	31		
WASHINGTON CHILD CARE	15		

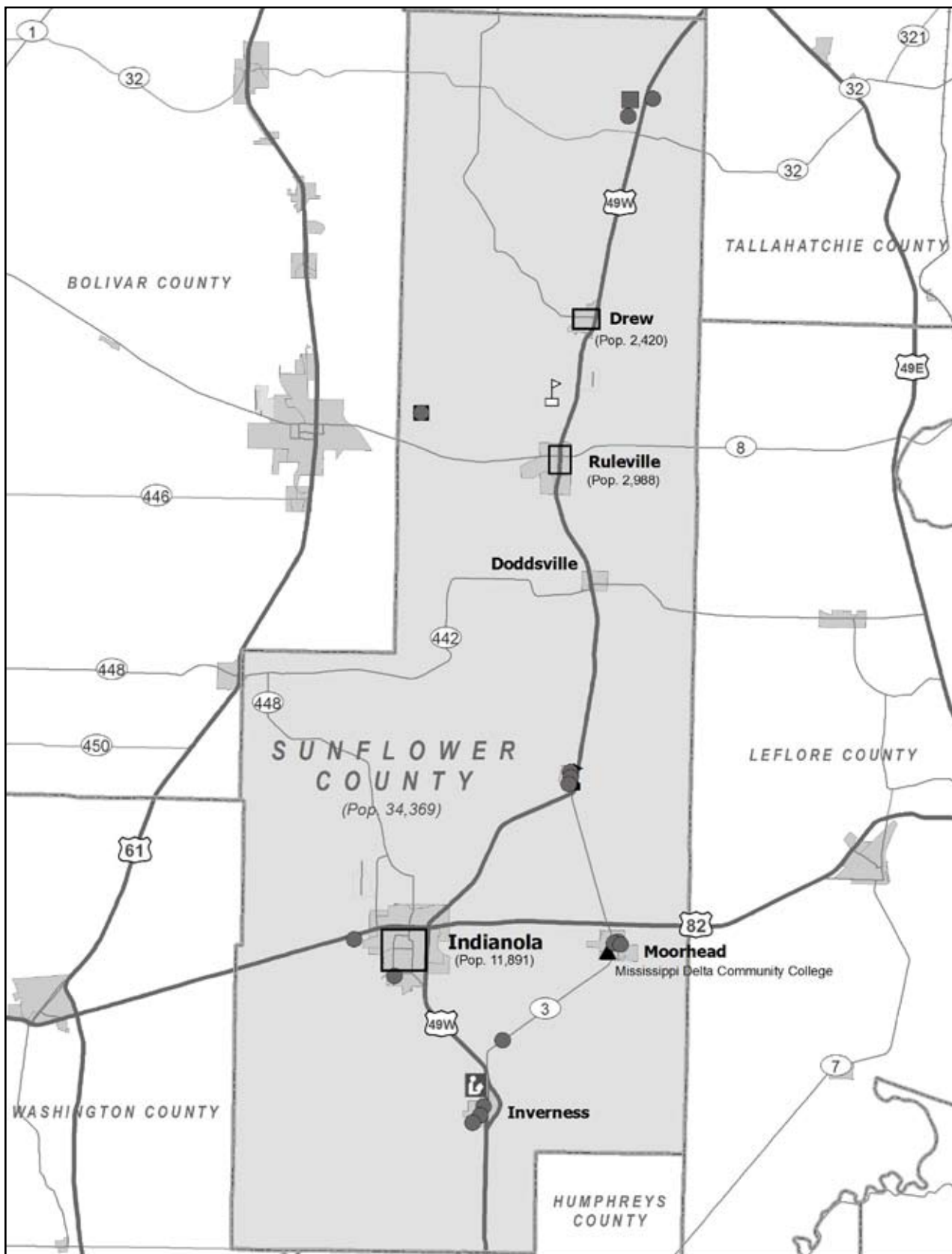
**Note**

1. The area under study by the Mississippi Delta Revitalization Task Force

Sources: Mississippi Department of Health (April 30, 2007); Head Start Information and Publication Center (Sept. 21, 2006); U.S. Census Bureau; Health Resources and Services Administration (April 2007); Early Childhood Institute, Mississippi State University; National Association of Child Care Resource and Referral Agencies (January 19, 2007)

Credit: Early Childhood Atlas (Early Childhood Institute, Mississippi State University and Community Information Resource Center, Rural Policy Research Institute, University of Missouri) (May 30, 2007)

**Figure 28. Sunflower County**

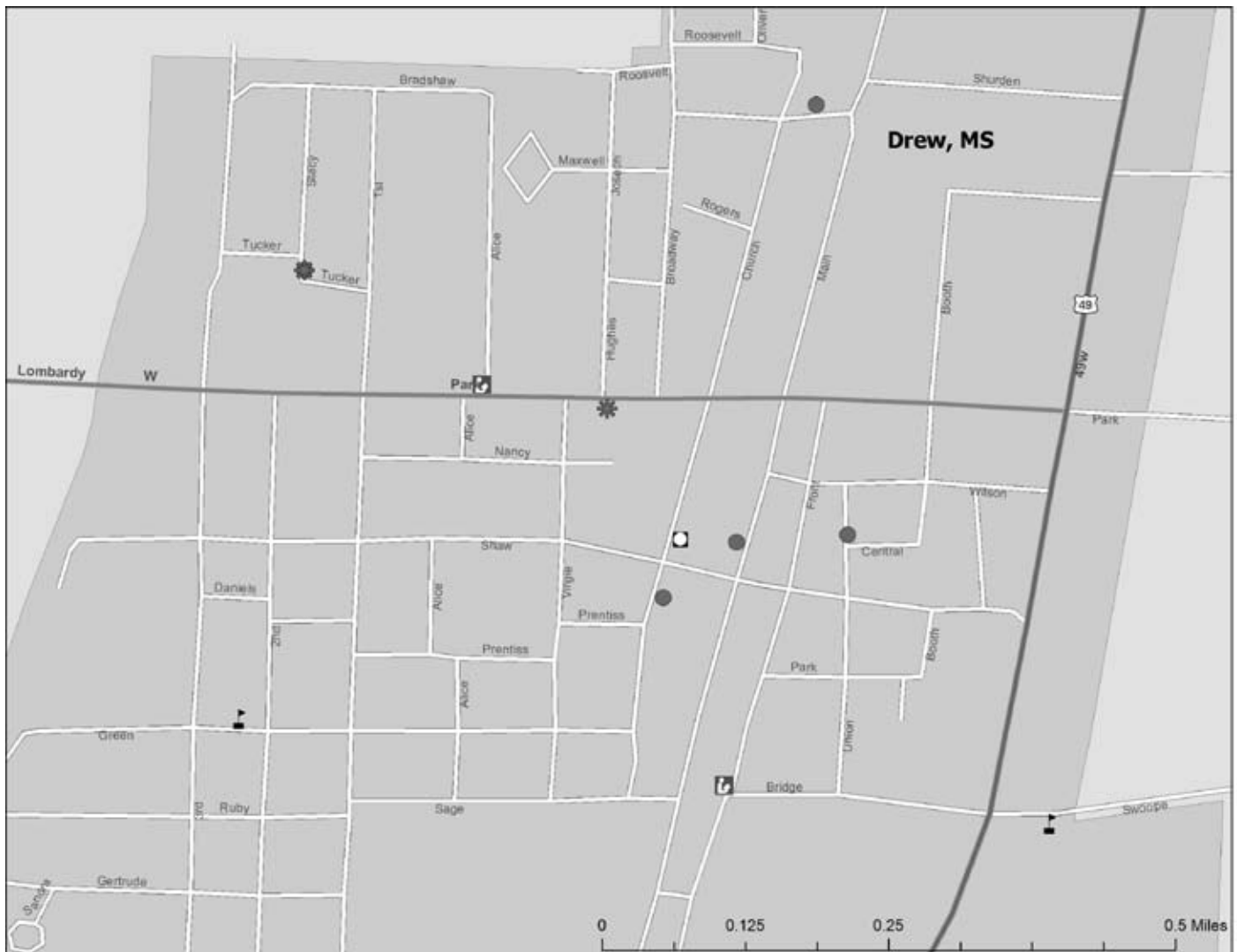


Source: Mississippi Delta Revitalization Task Force (Mississippi Delta Region Revitalization Act of 2006)

Credit: Early Childhood Atlas (Early Childhood Institute, Mississippi State University and Community Information Resource Center, Rural Policy Research Institute, University of Missouri) (May 30, 2007)

National Center for Rural Early Childhood Learning Initiatives. (2007). *Indicators of access to early childhood services in the Mississippi Delta*. (Rural Childhood Report No. 5). Mississippi State, MS: Mississippi State University Early Childhood Institute.

**Figure 29. Drew (Sunflower County)**



Source: Mississippi Delta Revitalization Task Force (Mississippi Delta Region Revitalization Act of 2006)

Credit: Early Childhood Atlas (Early Childhood Institute, Mississippi State University and Community Information Resource Center, Rural Policy Research Institute, University of Missouri) (May 30, 2007)

This is a detailed street map of Indianola, Mississippi. The map shows a grid of streets, with major roads like US-49 and I-10 running through the city. The Mississippi River is visible on the left side. The map includes a scale bar from 0 to 0.5 miles and a north arrow. The city is divided into several blocks, with street names like Pecan, Sunset, Main, and Roosevelt clearly visible. The map also shows various landmarks, including the Indianola High School and the Indianola Junior High School.

Credit: Early Childhood Atlas (Early Childhood Institute, Mississippi State University and Community Information Resource Center, Rural Policy Research Institute, University of Missouri) (May 30, 2007)

**Figure 31. Ruleville (Sunflower County)**



Source: Mississippi Delta Revitalization Task Force (Mississippi Delta Region Revitalization Act of 2006)

Credit: Early Childhood Atlas (Early Childhood Institute, Mississippi State University and Community Information Resource Center, Rural Policy Research Institute, University of Missouri) (May 30, 2007)

**Table 17. Tallahatchie County**

INDICATOR	COUNTY	DELTA AREA <sup>1</sup>	STATE OF MISSISSIPPI
<b>PERCENTAGE IN POVERTY OF CHILDREN AGES 0-5</b>			
Overall	45	44	29
African-American	53	54	47
American Indian	100	38	39
Hispanic	67	36	33
Non-Hispanic White	22	13	13
<b>ACCESS TO EARLY CARE AND EDUCATION</b>			
Number of Licensed Facilities	11	385	1,711
Number of Licensed Slots	625	24,420	128,635
Ratio of Licensed Child Care Slots to Children Under 5	1 : 1.6	1 : 1.32	1 : 1.56
Ratio of Head Start Slots to Children Ages 3-5	1 : 2.02	1 : 2.49	1 : 4.50
Ratio of Early Head Start Slots to Children Ages 0-3	1 : 0	1 : 0	1 : 284.39
<b>ACCESS TO HEALTH CARE</b>			
Is the county in a Primary Health Professional Shortage Area?	Yes	-	-
Is the county in a Mental Health Professional Shortage Area?	Yes	-	-
Is the county in a Dental Health Professional Shortage Area?	Yes	-	-
Is the county in a Medically Underserved Area?	Yes	-	-
<b>EARLY CARE AND EDUCATION INFRASTRUCTURE</b>			
Mississippi Child Care Quality Step System Service Area	No	-	-
Child Care Resource and Referral Service Area	Not Served by an R&R	-	-
<b>LICENSED CHILD CARE CENTERS IN THE COUNTY</b>			
<b>CENTER</b>	<b>MAXIMUM CAPACITY</b>	<b>PARTICIPATION IN QUALITY ENHANCEMENT INITIATIVES</b>	
		<b>PARTNERS FOR QUALITY</b>	<b>LEADERS IN LITERACY</b>
ARNOLD'S DAY CARE	12		
BIZZY BEE DAYCARE	23		
EVA COVINGTON HEADSTART CENTER	158		
FIRST BAPTIST CHURCH WEEKDAY EDUCATION PROGRAM	25		
FOR THE LOVE OF CHILDREN DAYCARE INC.	12		
JERUSALEM OUTREACH CHILD & ADULT LEARNING CTR	13		
KID'S KLUB DAY CARE CENTER	14		
OPEN ARMS LEARNING CENTER	45		
TINY MIRACLES CHILD CARE & LEARNING CTR.	38	●	
TUTWILER COMMUNITY EDUCATION CENTER	75		
WEST TALLAHATCHIE HEAD START CENTER	210		

**Note**

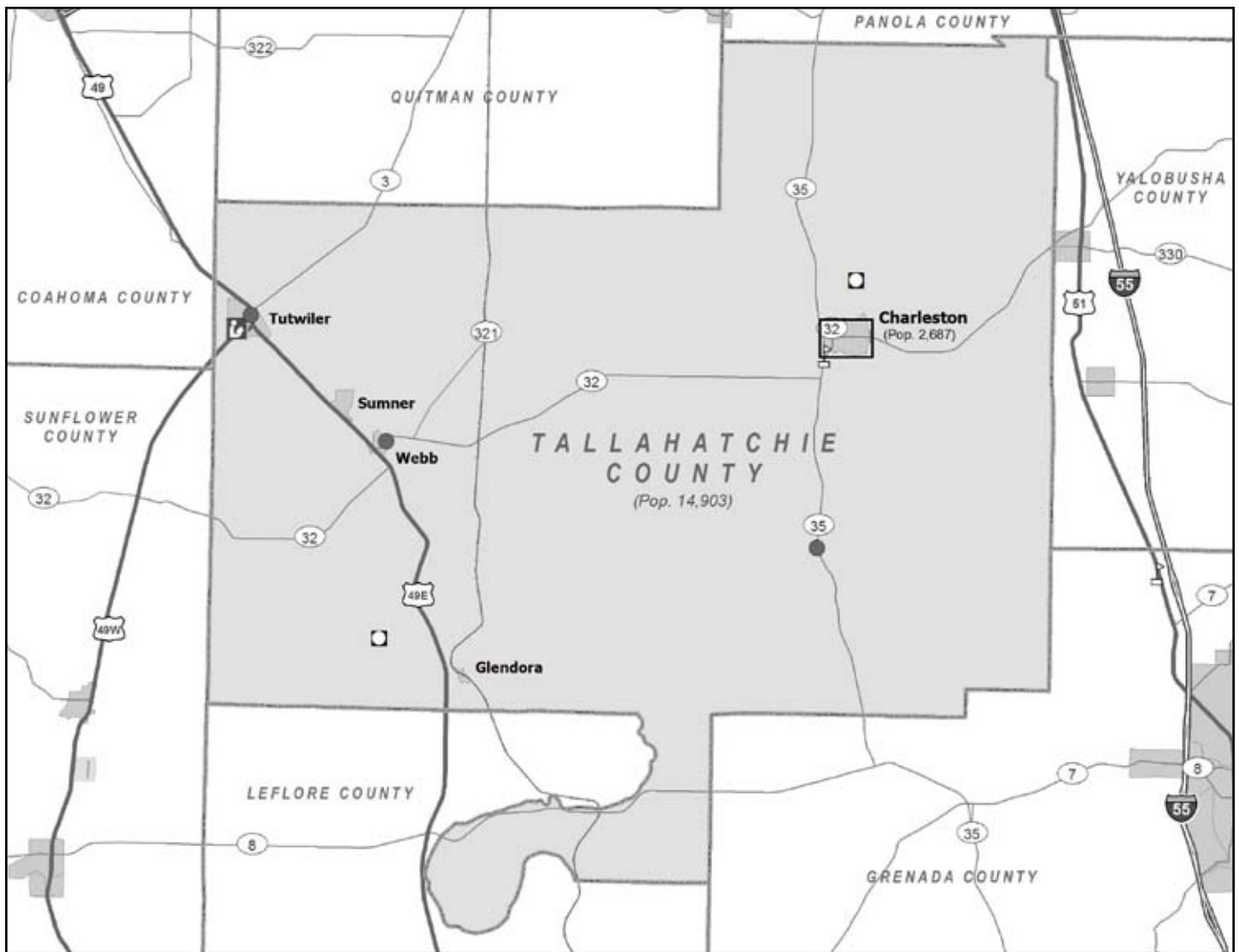
1. The area under study by the Mississippi Delta Revitalization Task Force

Sources: Mississippi Department of Health (April 30, 2007); Head Start Information and Publication Center (Sept. 21, 2006); U.S. Census Bureau; Health Resources and Services Administration (April 2007); Early Childhood Institute, Mississippi State University; National Association of Child Care Resource and Referral Agencies (January 19, 2007)

Credit: Early Childhood Atlas (Early Childhood Institute, Mississippi State University and Community Information Resource Center, Rural Policy Research Institute, University of Missouri) (May 30, 2007)



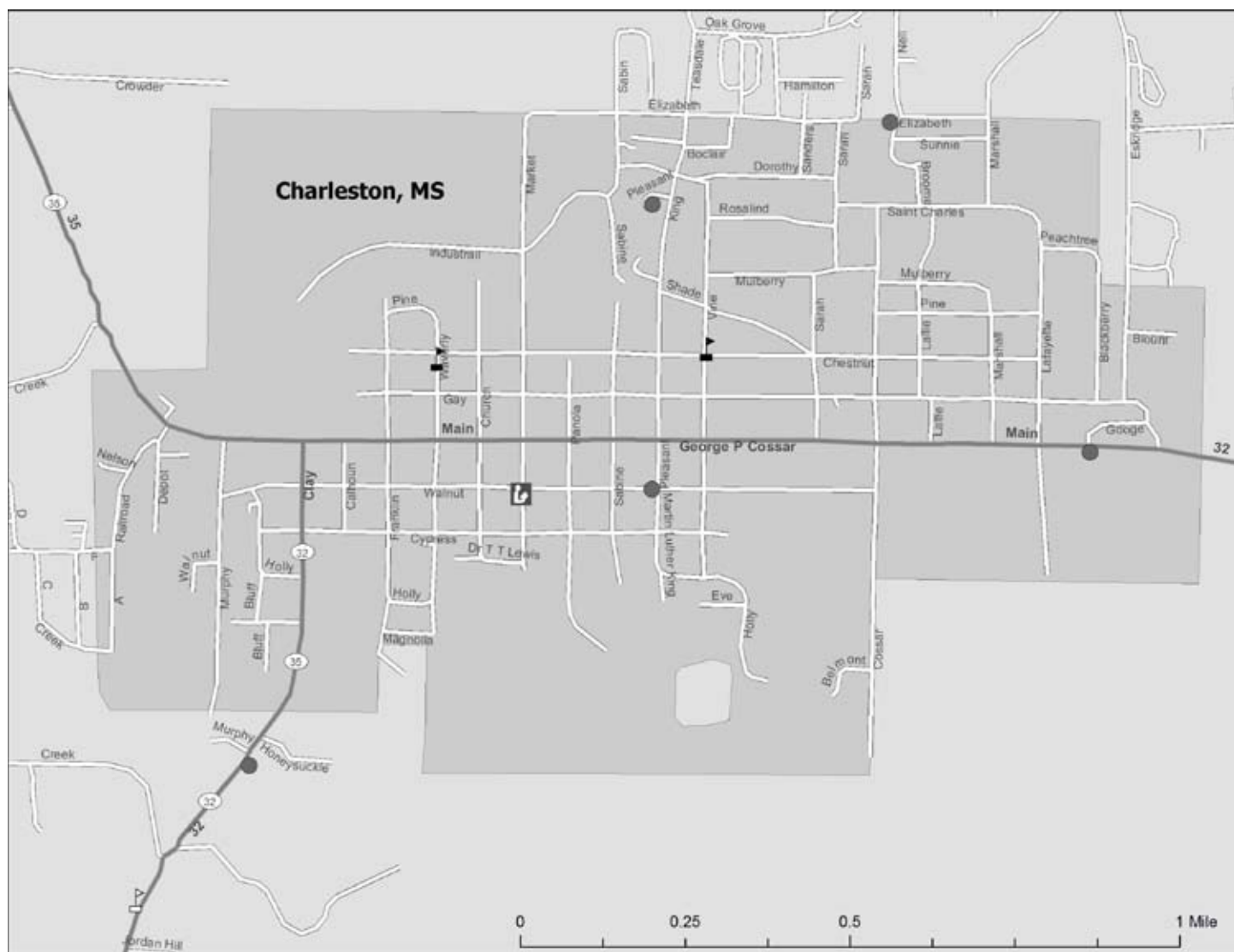
**Figure 32. Tallahatchie County**



Source: Mississippi Delta Revitalization Task Force (Mississippi Delta Region Revitalization Act of 2006)

Credit: Early Childhood Atlas (Early Childhood Institute, Mississippi State University and Community Information Resource Center, Rural Policy Research Institute, University of Missouri) (May 30, 2007)

**Figure 33. Charleston (Tallahatchie County)**



Source: Mississippi Delta Revitalization Task Force (Mississippi Delta Region Revitalization Act of 2006)

Credit: Early Childhood Atlas (Early Childhood Institute, Mississippi State University and Community Information Resource Center, Rural Policy Research Institute, University of Missouri) (May 30, 2007)

**Table 18. Tunica County**

INDICATOR	COUNTY	DELTA AREA <sup>1</sup>	STATE OF MISSISSIPPI
<b>PERCENTAGE IN POVERTY OF CHILDREN AGES 0-5</b>			
Overall	44	44	29
African-American	50	54	47
American Indian	0	38	39
Hispanic	13	36	33
Non-Hispanic White	15	13	13
<b>ACCESS TO EARLY CARE AND EDUCATION</b>			
Number of Licensed Facilities	8	385	1,711
Number of Licensed Slots	846	24,420	128,635
Ratio of Licensed Child Care Slots to Children Under 5	1 : 0.91	1 : 1.32	1 : 1.56
Ratio of Head Start Slots to Children Ages 3-5	1 : 2.05	1 : 2.49	1 : 4.50
Ratio of Early Head Start Slots to Children Ages 0-3	1 : 0	1 : 0	1 : 284.39
<b>ACCESS TO HEALTH CARE</b>			
Is the county in a Primary Health Professional Shortage Area?	Yes	-	-
Is the county in a Mental Health Professional Shortage Area?	Yes	-	-
Is the county in a Dental Health Professional Shortage Area?	Yes	-	-
Is the county in a Medically Underserved Area?	Yes	-	-
<b>EARLY CARE AND EDUCATION INFRASTRUCTURE</b>			
Mississippi Child Care Quality Step System Service Area	No	-	-
Child Care Resource and Referral Service Area	First Regional Library Early Childhood Resource and Referral	-	-
<b>LICENSED CHILD CARE CENTERS IN THE COUNTY</b>			
CENTER	MAXIMUM CAPACITY	PARTICIPATION IN QUALITY ENHANCEMENT INITIATIVES	
		PARTNERS FOR QUALITY	LEADERS IN LITERACY
CRIBS TO CRAYONS	25		
HAPPY HOUSE DAY CARE	21		
KIDS QUEST	447		
LOVE HOME DEVELOPMENTAL & LEARNING CENTER	34		
PLAY SKOOL LEARNING CENTER	69		
TINY TOTS DAY CARE	15		
TUNICA COUNTY CHILD DEVELOPMENT CENTER	25		
TUNICA COUNTY HEAD START CENTER	210		

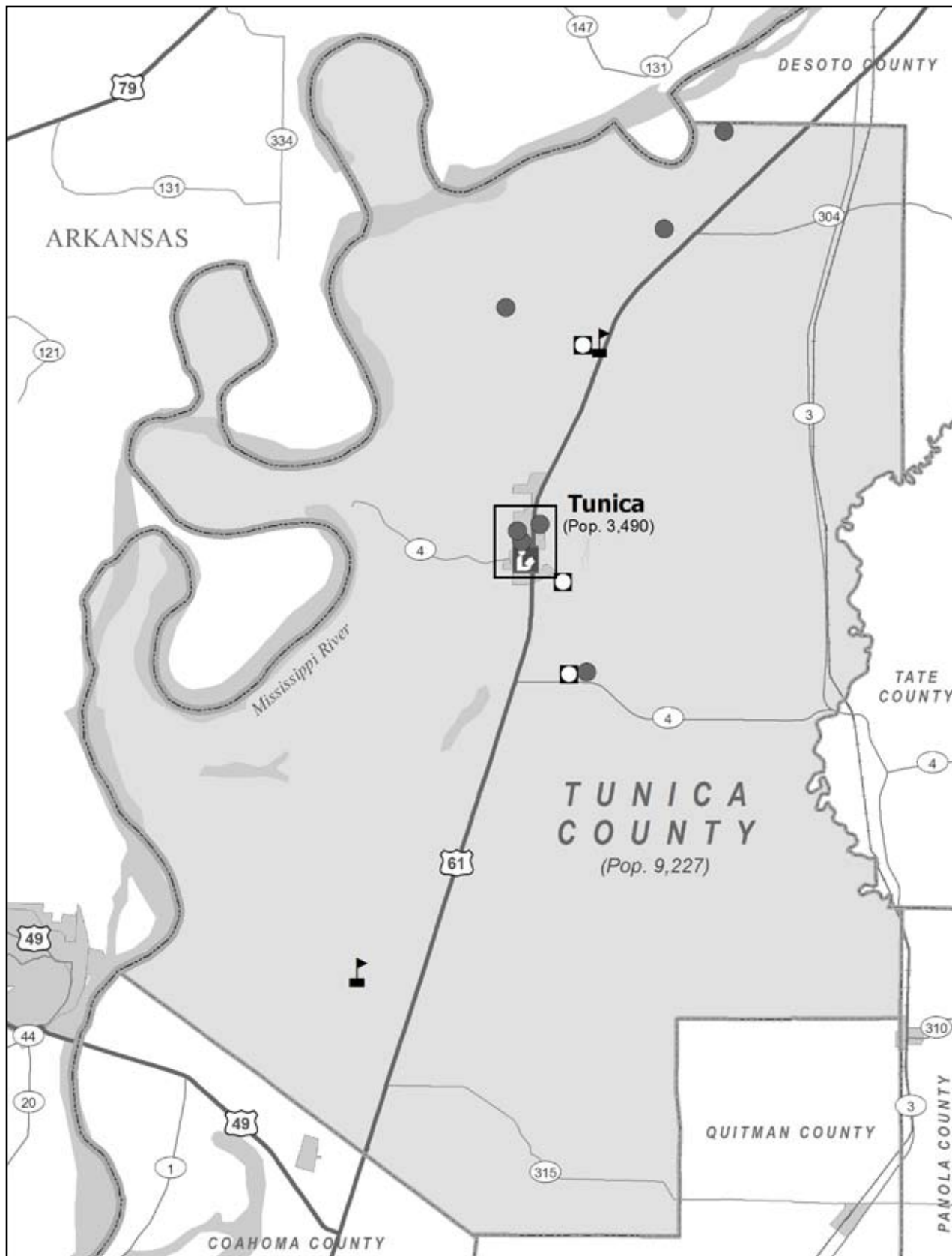
**Note**

1. The area under study by the Mississippi Delta Revitalization Task Force

Sources: Mississippi Department of Health (April 30, 2007); Head Start Information and Publication Center (Sept. 21, 2006); U.S. Census Bureau; Health Resources and Services Administration (April 2007); Early Childhood Institute, Mississippi State University; National Association of Child Care Resource and Referral Agencies (January 19, 2007)

Credit: Early Childhood Atlas (Early Childhood Institute, Mississippi State University and Community Information Resource Center, Rural Policy Research Institute, University of Missouri) (May 30, 2007)

**Figure 34. Tunica County**

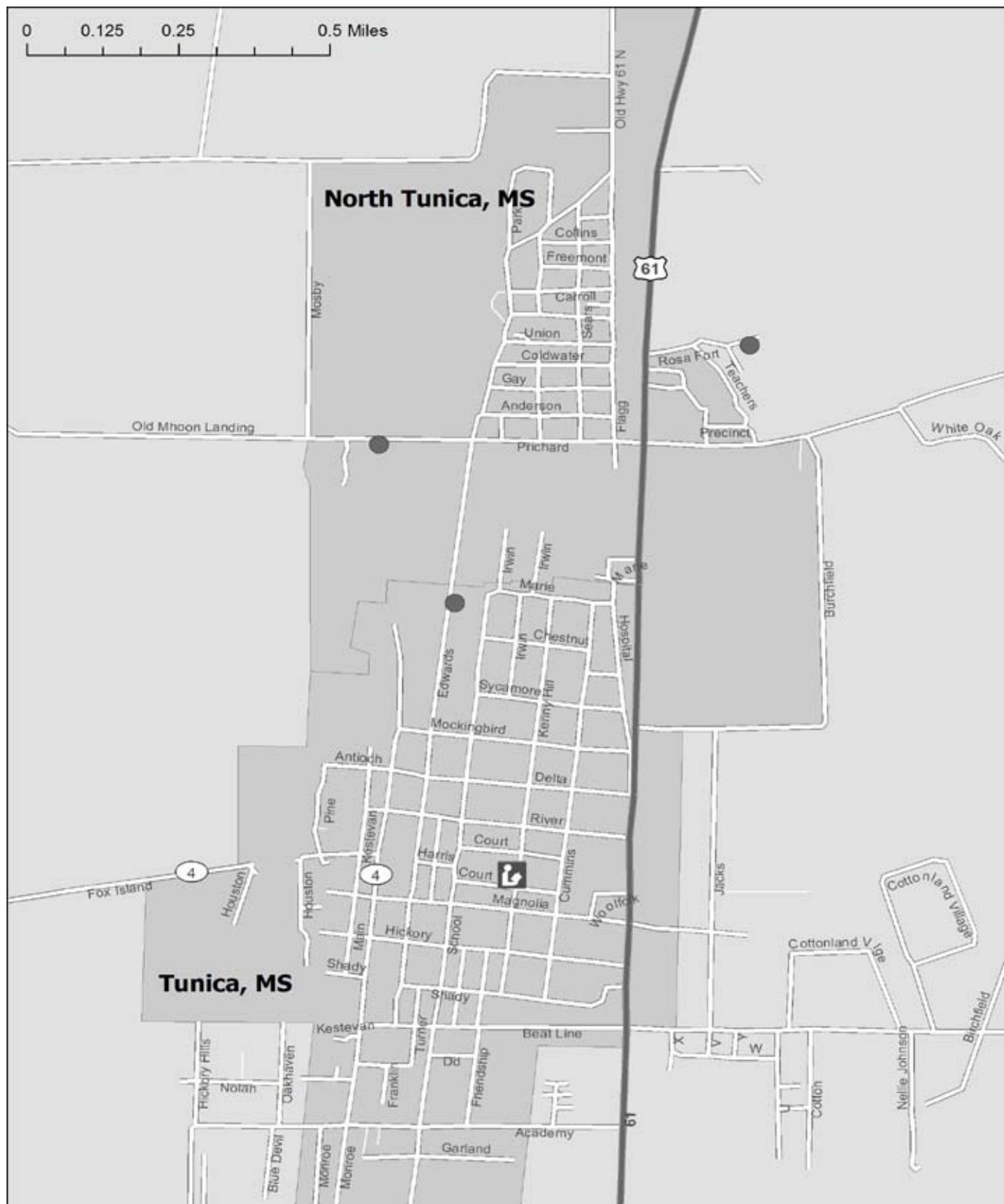


Source: Mississippi Delta Revitalization Task Force (Mississippi Delta Region Revitalization Act of 2006)

Credit: Early Childhood Atlas (Early Childhood Institute, Mississippi State University and Community Information Resource Center, Rural Policy Research Institute, University of Missouri) (May 30, 2007)

National Center for Rural Early Childhood Learning Initiatives. (2007). *Indicators of access to early childhood services in the Mississippi Delta*. (Rural Childhood Report No. 5). Mississippi State, MS: Mississippi State University Early Childhood Institute.

**Figure 35. Tunica (Tunica County)**



Source: Mississippi Delta Revitalization Task Force (Mississippi Delta Region Revitalization Act of 2006)

Credit: Early Childhood Atlas (Early Childhood Institute, Mississippi State University and Community Information Resource Center, Rural Policy Research Institute, University of Missouri) (May 30, 2007)

National Center for Rural Early Childhood Learning Initiatives. (2007). *Indicators of access to early childhood services in the Mississippi Delta*. (Rural Childhood Report No. 5). Mississippi State, MS: Mississippi State University Early Childhood Institute.

**Table 19. Warren County**

INDICATOR	COUNTY	DELTA AREA <sup>1</sup>	STATE OF MISSISSIPPI
<b>PERCENTAGE IN POVERTY OF CHILDREN AGES 0-5</b>			
Overall	29	44	29
African-American	44	54	47
American Indian	0	38	39
Hispanic	26	36	33
Non-Hispanic White	14	13	13
<b>ACCESS TO EARLY CARE AND EDUCATION</b>			
Number of Licensed Facilities	40	385	1,711
Number of Licensed Slots	3,150	24,420	128,635
Ratio of Licensed Child Care Slots to Children Under 5	1 : 1.17	1 : 1.32	1 : 1.56
Ratio of Head Start Slots to Children Ages 3-5	1 : 3.14	1 : 2.49	1 : 4.50
Ratio of Early Head Start Slots to Children Ages 0-3	1 : 0	1 : 0	1 : 284.39
<b>ACCESS TO HEALTH CARE</b>			
Is the county in a Primary Health Professional Shortage Area?	Yes	-	-
Is the county in a Mental Health Professional Shortage Area?	Yes	-	-
Is the county in a Dental Health Professional Shortage Area?	Yes	-	-
Is the county in a Medically Underserved Area?	Yes	-	-
<b>EARLY CARE AND EDUCATION INFRASTRUCTURE</b>			
Mississippi Child Care Quality Step System Service Area	No	-	-
Child Care Resource and Referral Service Area	Not Served by an R&R	-	-

**Table 19. Warren County**

LICENSED CHILD CARE CENTERS IN THE COUNTY			
CENTER	MAXIMUM CAPACITY	PARTICIPATION IN QUALITY ENHANCEMENT INITIATIVES	
		PARTNERS FOR QUALITY	LEADERS IN LITERACY
AUNT BEA'S DAY CARE & LEARNING CENTER	44		
BRIGHTER DAY CHILD CARE	38		
BUNNY'S CHILD CARE, INC.	83		
BUTTONS AND BOWS CHILD CARE CENTER, INC.	28		
CEDARS HEAD START	263		
CHILDREN'S CTR FOR EDUCATIONAL EXCELLENCE, INC.	80		
COLONIAL DAY SCHOOL-SMALL WORLD	75		
CRADLE TO CRAYONS CHILDCARE AND LEARNING CTR	16		
CRAWFORD ST. PLAY SCHOOL	40		
CUTLER'S GROW-N- LEARN DAYCARE	72		
FIRST METHODIST PROTESTANT DAY CARE	105		
FIRST PRESB. CHURCH KINDERGARTEN AND PRESCHOOL	91		
GOD'S LITTLE ANGELS BABYLAND	21		
GOD'S LITTLE ANGELS DAYCARE	50	●	
GOD'S LITTLE ANGELS DAYCARE #2	26	●	
GOOD SHEPHERD PRESCHOOL	140	●	
HAWKINS UMC PRESCHOOL	69		
KIDDIE CITY CHILD CARE/LEARNING CENTER	103	●	
KIDDIE KOLLEGE	42		
KIDS ARE KIDS	100		
KID'S COTTAGE	22		
KIDS FIRST CHRISTIAN DAYCARE	42		
KING'S HEAD START CENTER	521		
LITTLE PEOPLE LEARNING CENTER	40		
LITTLE PEOPLE'S LEARNING CENTER	44		
LOVIE'S DAY CARE INC.	75		
PIED PIPER PRESCHOOL	48		
PLANET 4 KIDZ - BUSBY	51	●	
PLANET 4 KIDZ- AFTERSCHOOL/ENTERTAINMENT	60		
POOCHIES DAY CARE/LEARNING CENTER	29		
PORTER'S CHAPEL DAY CARE	45		
PRECIOUS MOMENTS LEARNING CENTER	60		
RAMWORTH YMCA	66		
THE INITIATIVE CHILD CARE CENTER	45	●	
THE LEARNINIG GARDEN PRE-SCHOOL AND DAYCARE	63		
TODDLER LAND EDUCATIONAL CENTER	50		
TRAVELER'S REST CHILD CARE FACILITY	45		
TREASURES LEARNING CENTER	143		
VER BECK YMCA	85		
WOODLAWN KINDERGARTEN AND DAY CARE	130		

**Note**

1. The area under study by the Mississippi Delta Revitalization Task Force

Sources: Mississippi Department of Health (April 30, 2007); Head Start Information and Publication Center (Sept. 21, 2006); U.S. Census Bureau; Health Resources and Services Administration (April 2007); Early Childhood Institute, Mississippi State University; National Association of Child Care Resource and Referral Agencies (January 19, 2007)

Credit: Early Childhood Atlas (Early Childhood Institute, Mississippi State University and Community Information Resource Center, Rural Policy Research Institute, University of Missouri) (May 30, 2007)



The map displays Warren County, Mississippi, in a light gray shade. It is bordered by Louisiana to the west, Issaquena County to the north, Yazoo County to the northeast, Hinds County to the southeast, and Claiborne County to the south. The Mississippi River is shown flowing through the western part of the county. Vicksburg is marked with a population of 30,505. Hinds Community College-Vicksburg is indicated by a cluster of black dots. Major highways shown include US-80, US-61, I-20, and I-55. Other nearby towns like Natchez and Osyka are also labeled.

Credit: Early Childhood Atlas (Early Childhood Institute, Mississippi State University and Community Information Resource Center, Rural Policy Research Institute, University of Missouri) (May 30, 2007)

**Figure 37. Vicksburg (Warren County)**



Source: Mississippi Delta Revitalization Task Force (Mississippi Delta Region Revitalization Act of 2006)

Credit: Early Childhood Atlas (Early Childhood Institute, Mississippi State University and Community Information Resource Center, Rural Policy Research Institute, University of Missouri) (May 30, 2007)

**Table 20. Washington County**

INDICATOR	COUNTY	DELTA AREA <sup>1</sup>	STATE OF MISSISSIPPI
<b>PERCENTAGE IN POVERTY OF CHILDREN AGES 0-5</b>			
Overall	43	44	29
African-American	53	54	47
American Indian	0	38	39
Hispanic	24	36	33
Non-Hispanic White	9	13	13
<b>ACCESS TO EARLY CARE AND EDUCATION</b>			
Number of Licensed Facilities	93	385	1,711
Number of Licensed Slots	4,500	24,420	128,635
Ratio of Licensed Child Care Slots to Children Under 5	1 : 1.16	1 : 1.32	1 : 1.56
Ratio of Head Start Slots to Children Ages 3-5	1 : 2.57	1 : 2.49	1 : 4.50
Ratio of Early Head Start Slots to Children Ages 0-3	1 : 0	1 : 0	1 : 284.39
<b>ACCESS TO HEALTH CARE</b>			
Is the county in a Primary Health Professional Shortage Area?	Yes	-	-
Is the county in a Mental Health Professional Shortage Area?	Yes	-	-
Is the county in a Dental Health Professional Shortage Area?	Yes	-	-
Is the county in a Medically Underserved Area?	Yes	-	-
<b>EARLY CARE AND EDUCATION INFRASTRUCTURE</b>			
Mississippi Child Care Quality Step System Service Area	No	-	-
Child Care Resource and Referral Service Area	Not Served by an R&R	-	-
<b>LICENSED CHILD CARE CENTERS IN THE COUNTY</b>			
CENTER	MAXIMUM CAPACITY	PARTICIPATION IN QUALITY ENHANCEMENT INITIATIVES	
		PARTNERS FOR QUALITY	LEADERS IN LITERACY
21ST CENTURY KIDS	50		
A WORLD OF LOVE	33	●	
A BUNDANCE OF LOVE LEARNING CENTER	34		
ALPHA AND OMEGA CHRISTIAN CHILDCARE CENTER	40		
ANGELS' HAVEN	15		
ARCOLA HEAD START CENTER	55		
ARMS OF LOVE LEARNING CENTER AND DAYCARE	50		
BUILDING BLOCKS	23		
BUNDLES OF LOVE DAYCARE AND LEARNING CENTER	34		
CHARLIE BROWN DAY CARE	60		
CHOSEN NURSERY AND DAYCARE	30		
CORA'S DAYCARE AND NURSERY	30	●	
DELTA HOUSE CENTER	15		
EDUCATION STATION	90		
EIGHTH STREET HEAD START	488		
EVERLASTING LOVE	45	●	
FANTASYLAND DAY CARE AND NURSERY	15		
FIRST PRESBYTERIAN PRE-SCHOOL	90		
FIRST STEPS DAYCARE	26		
FLORIDA STREET DAY CARE & LEARNING CENTER	60	●	
FULL OF JOY	15		
FUN-SHINE DAYCARE CENTER	32		
GIFTS OF LOVE DAYCARE II	75		
GLENDA'S JIGGLES & GIGGLES	15		
GOD'S LITTLE ANGELS DAY CARE	15		
GRACE OUTREACH CHILD DEVELOPMENT CENTER	12		
GRACE TEMPLE DAY CARE	31		
GREENVILLE DAY CARE LEARNING CENTER, INC.	120		
GUILLORY'S GROUP DAY CARE HOME	12		

National Center for Rural Early Childhood Learning Initiatives. (2007). *Indicators of access to early childhood services in the Mississippi Delta*. (Rural Childhood Report No. 5). Mississippi State, MS: Mississippi State University Early Childhood Institute.

**Table 20. Washington County**

LICENSED CHILD CARE CENTERS IN THE COUNTY		PARTICIPATION IN QUALITY ENHANCEMENT INITIATIVES	
CENTER	MAXIMUM CAPACITY	PARTNERS FOR QUALITY	LEADERS IN LITERACY
HAPPY SMILES DAYCARE	24		
HAPPY SMILES SUMMER CAMP	39		
HODDING CARTER MEMORIAL YMCA	195		
HUNTER HEAD START	55		
JESUS LOVES THE LITTLE CHILDREN	33		
JOY OF LEARNING DAYCARE AND LEARNING CENTER	10		
KANGAROO DAY CARE	32		
KELLEY'S CHILDCARE & LEARNING CENTER INC.	95		
KIDDIE KORNER DAYCARE & LEARNING CENTER	14		
KIDS MILLENNIUM	38		
KIDS MILLENNIUM II	12		
KIDS-4-CHRIST	33		
KIDZ UNLIMITED DAYCARE & LEARNING CENTER	27		
KITTY'S LEARNING CENTER	12		
KLASSY KIDZ CHILD CARE CENTER	30		
LANA'S DAY CARE	12		
LELAND UNITED METHODIST CDC	92		
LIFELONG LEARNING CENTER	30		
LITTLE DARLINGS CHILD CARE	56		
LITTLE EINSTEIN'S	9		
LITTLE LAMBS NURSERY & LEARNING CENTER	52		
LITTLE RASCALS CHILDCARE CENTER	25		
LOTS OF LOVE CHILD CARE	22		
LOVE & LEARN CHILD CARE PHASE I	39		
MAJESTY CHILDCARE II	53		
MAJESTY LEARNING DAYCARE	53		
MAMA VEE'S DAY CARE	21		
MARTIN LUTHER KING CHILD DEVELOPMENT CENTER	35	●	
MCLEMORE-WARD CHILD DEVELOPMENT CENTER	195		
MINOR EXCELLENCE CHILD CARE CENTER	9		
MOTHER GOOSE LEARNING CENTER SITE II	52		
NEW ADVENTURES DAY CARE & LEARNING CENTER	15		
OLE MOTHER HUBBARD CHILD CARE LEARNING CTR	15		
ONCE UPON A LIFETIME DAYCARE AND LEARNING CTR	24		
ONCE UPON A LIFETIME DAYCARE II	50		
OUR PLAYMATES CHILD DEVELOPMENT CENTER	30		
PAGE MOORE/LELAND HEADSTART CENTER	190		
PARENT SUPPORT EARLY HEAD START	75		
PATRICK'S LITTLE SMURFS	30		
PICKETT STREET LEARNING CENTER	25		
PLAY-N-LEARN	56		
RAINES NURSERY	12		
REDBUD'S LITTLE LEARNERS	15		
ROCKING CHAIR DAY CARE	15		
ROSE HILL NORTH CHRISTIAN DAY CARE CENTER	33		
RUBY'S PLAYLAND	25		

**Table 20. Washington County**

LICENSED CHILD CARE CENTERS IN THE COUNTY		PARTICIPATION IN QUALITY ENHANCEMENT INITIATIVES	
CENTER	MAXIMUM CAPACITY	PARTNERS FOR QUALITY	LEADERS IN LITERACY
SACRED HEART HEAD START	180		
SANDERS HEAD START	103		
SNOOPY'S	23		
SOUTH MAIN CHURCH CHILDCARE CENTER	50	●	
ST. JAMES EPISCOPAL DAY SCHOOL	71		
STEPPING STONES DAYCARE AND LEARNING CENTER	19		
SUNSHINE DAY CARE AND LEARNING CENTER	30		
TAVON'S DAY CARE	30		
TENDER AGES	32		
TENDER LOVING CARE III	29		
THE CHILDREN'S ACADEMY	59		
THE DELTA CHILDREN'S VILLAGE	30		
TINY TOTS CHILD CARE CENTER	12		
TINY TREASURES	24		
TLC DAYCARE AND LEARNING CENTER	60		
TRINITY CHILDCARE CENTER	23		
T'STINE'S DAY CARE & LEARNING CENTER II	30		
T'STINE'S DAYCARE & LEARNING CENTER	71	●	

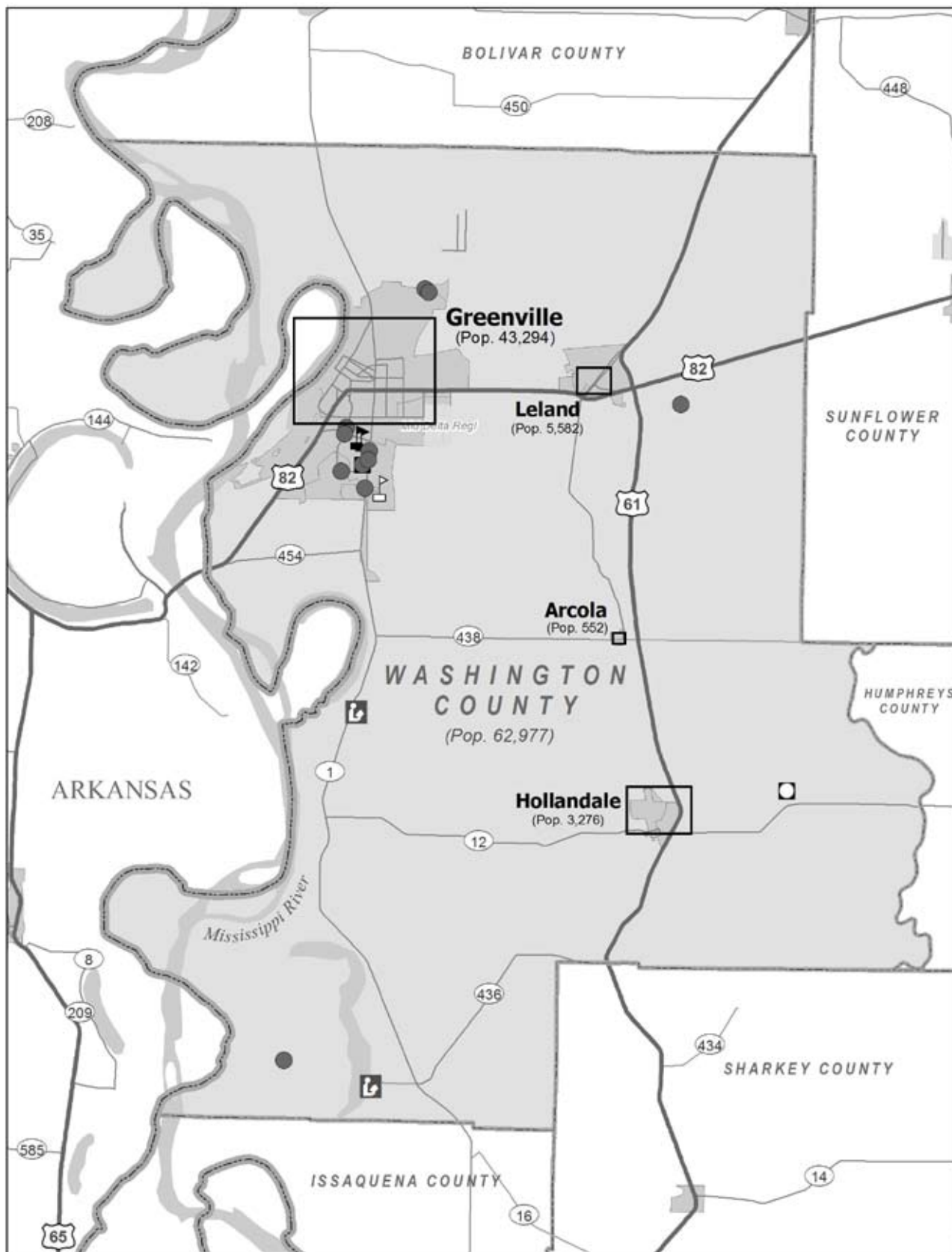
**Note**

1. The area under study by the Mississippi Delta Revitalization Task Force

Sources: Mississippi Department of Health (April 30, 2007); Head Start Information and Publication Center (Sept. 21, 2006); U.S. Census Bureau; Health Resources and Services Administration (April 2007); Early Childhood Institute, Mississippi State University; National Association of Child Care Resource and Referral Agencies (January 19, 2007)

Credit: Early Childhood Atlas (Early Childhood Institute, Mississippi State University and Community Information Resource Center, Rural Policy Research Institute, University of Missouri) (May 30, 2007)

**Figure 38. Washington County**



Source: Mississippi Delta Revitalization Task Force (Mississippi Delta Region Revitalization Act of 2006)

Credit: Early Childhood Atlas (Early Childhood Institute, Mississippi State University and Community Information Resource Center, Rural Policy Research Institute, University of Missouri) (May 30, 2007)

National Center for Rural Early Childhood Learning Initiatives. (2007). *Indicators of access to early childhood services in the Mississippi Delta*. (Rural Childhood Report No. 5). Mississippi State, MS: Mississippi State University Early Childhood Institute.



**Figure 39. Arcola (Washington County)**

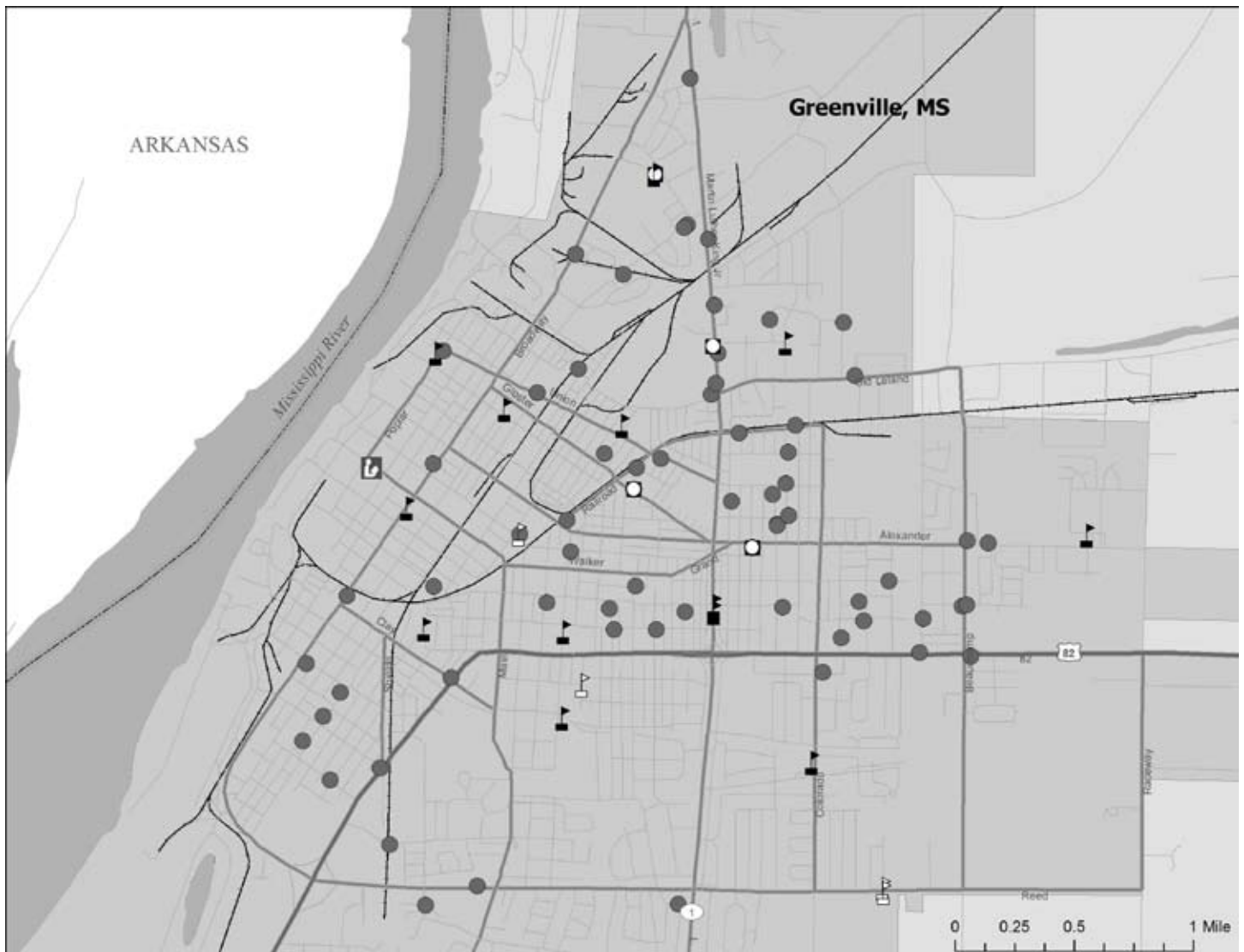


Source: Mississippi Delta Revitalization Task Force (Mississippi Delta Region Revitalization Act of 2006)

Credit: Early Childhood Atlas (Early Childhood Institute, Mississippi State University and Community Information Resource Center, Rural Policy Research Institute, University of Missouri) (May 30, 2007)



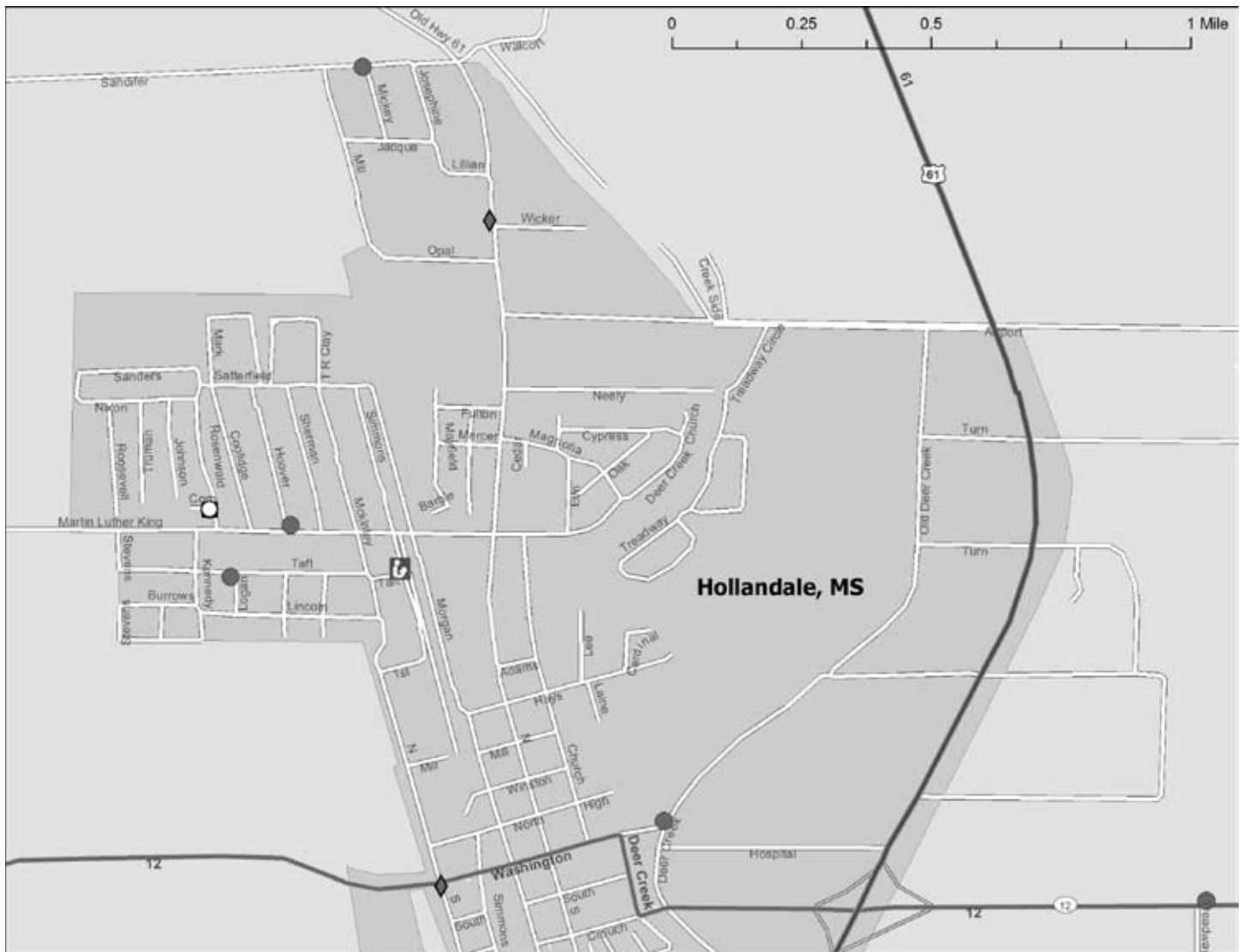
**Figure 40. Greenville (Washington County)**



Source: Mississippi Delta Revitalization Task Force (Mississippi Delta Region Revitalization Act of 2006)

Credit: Early Childhood Atlas (Early Childhood Institute, Mississippi State University and Community Information Resource Center, Rural Policy Research Institute, University of Missouri) (May 30, 2007)

### Figure 41. Hollandale (Washington County)



Source: Mississippi Delta Revitalization Task Force (Mississippi Delta Region Revitalization Act of 2006)

Credit: Early Childhood Atlas (Early Childhood Institute, Mississippi State University and Community Information Resource Center, Rural Policy Research Institute, University of Missouri) (May 30, 2007)

The map shows Leland, MS, with a grid of streets. Major roads include Highway 6 (running diagonally from the bottom left to the top right) and Highway 82 (running horizontally across the bottom). Other streets shown include Broad, Main, 1st, 2nd, 3rd, 4th, 5th, 6th, 7th, 8th, 9th, 10th, 11th, 12th, 13th, 14th, 15th, 16th, 17th, 18th, 19th, 20th, 21st, 22nd, 23rd, 24th, 25th, 26th, 27th, 28th, 29th, 30th, 31st, 32nd, 33rd, 34th, 35th, 36th, 37th, 38th, 39th, 40th, 41st, 42nd, 43rd, 44th, 45th, 46th, 47th, 48th, 49th, 50th, 51st, 52nd, 53rd, 54th, 55th, 56th, 57th, 58th, 59th, 60th, 61st, 62nd, 63rd, 64th, 65th, 66th, 67th, 68th, 69th, 70th, 71st, 72nd, 73rd, 74th, 75th, 76th, 77th, 78th, 79th, 80th, 81st, 82nd, 83rd, 84th, 85th, 86th, 87th, 88th, 89th, 90th, 91st, 92nd, 93rd, 94th, 95th, 96th, 97th, 98th, 99th, 100th. The map also shows the location of the Leland School District, which is shaded in light gray. A scale bar at the bottom right indicates distances of 0, 0.125, 0.25, and 0.5 miles.

Credit: Early Childhood Atlas (Early Childhood Institute, Mississippi State University and Community Information Resource Center, Rural Policy Research Institute, University of Missouri) (May 30, 2007)

**Table 21. Yazoo County**

INDICATOR	COUNTY	DELTA AREA <sup>1</sup>	STATE OF MISSISSIPPI
<b>PERCENTAGE IN POVERTY OF CHILDREN AGES 0-5</b>			
Overall	51	44	29
African-American	66	54	47
American Indian	32	38	39
Hispanic	28	36	33
Non-Hispanic White	24	13	13
<b>ACCESS TO EARLY CARE AND EDUCATION</b>			
Number of Licensed Facilities	20	385	1,711
Number of Licensed Slots	1,837	24,420	128,635
Ratio of Licensed Child Care Slots to Children Under 5	1 : 1.15	1 : 1.32	1 : 1.56
Ratio of Head Start Slots to Children Ages 3-5	1 : 8.48	1 : 2.49	1 : 4.50
Ratio of Early Head Start Slots to Children Ages 0-3	1 : 0	1 : 0	1 : 284.39
<b>ACCESS TO HEALTH CARE</b>			
Is the county in a Primary Health Professional Shortage Area?	Yes	-	-
Is the county in a Mental Health Professional Shortage Area?	Yes	-	-
Is the county in a Dental Health Professional Shortage Area?	Yes	-	-
Is the county in a Medically Underserved Area?	Yes	-	-
<b>EARLY CARE AND EDUCATION INFRASTRUCTURE</b>			
Mississippi Child Care Quality Step System Service Area	No	-	-
Child Care Resource and Referral Service Area	Not Served by an R&R	-	-
<b>LICENSED CHILD CARE CENTERS IN THE COUNTY</b>			
CENTER	MAXIMUM CAPACITY	PARTICIPATION IN QUALITY ENHANCEMENT INITIATIVES	
		PARTNERS FOR QUALITY	LEADERS IN LITERACY
A TO Z PRESCHOOL & LEARNING CENTER	66	●	
ANOINTED HANDS DAYCARE AND RESPITE CENTER	30		
ATRA'S PLAYHOUSE	28		
BENTONIA-GIBBS HEADSTART	47		
DEAN'S DAYCARE	20		
EVANS AFTER SCHOOL CARE	44		
EVANS' DAY AND NIGHT CARE	43	●	
EVANS INFANT CARE	54		
FIRST UNITED METHODIST DAY CARE	75		
FOUCHE HEADSTART CENTER	36		
LINWOOD HEAD START CENTER	54		
LINWOOD HEADSTART CENTER	54		
MANCHESTER ACADEMY DAYCARE	66		
OUR FAMILY CHILDCARE	22		
SANDRA'S AFTERCARE	46		
SANDRA'S KIDS' KORNER	60	●	
WEE CARE DAY CARE	75		
YAZOO CITY HEAD START CENTER	351		
YAZOO CITY HEAD START CENTER	315		
YAZOO COUNTY HEAD START CENTER	351		

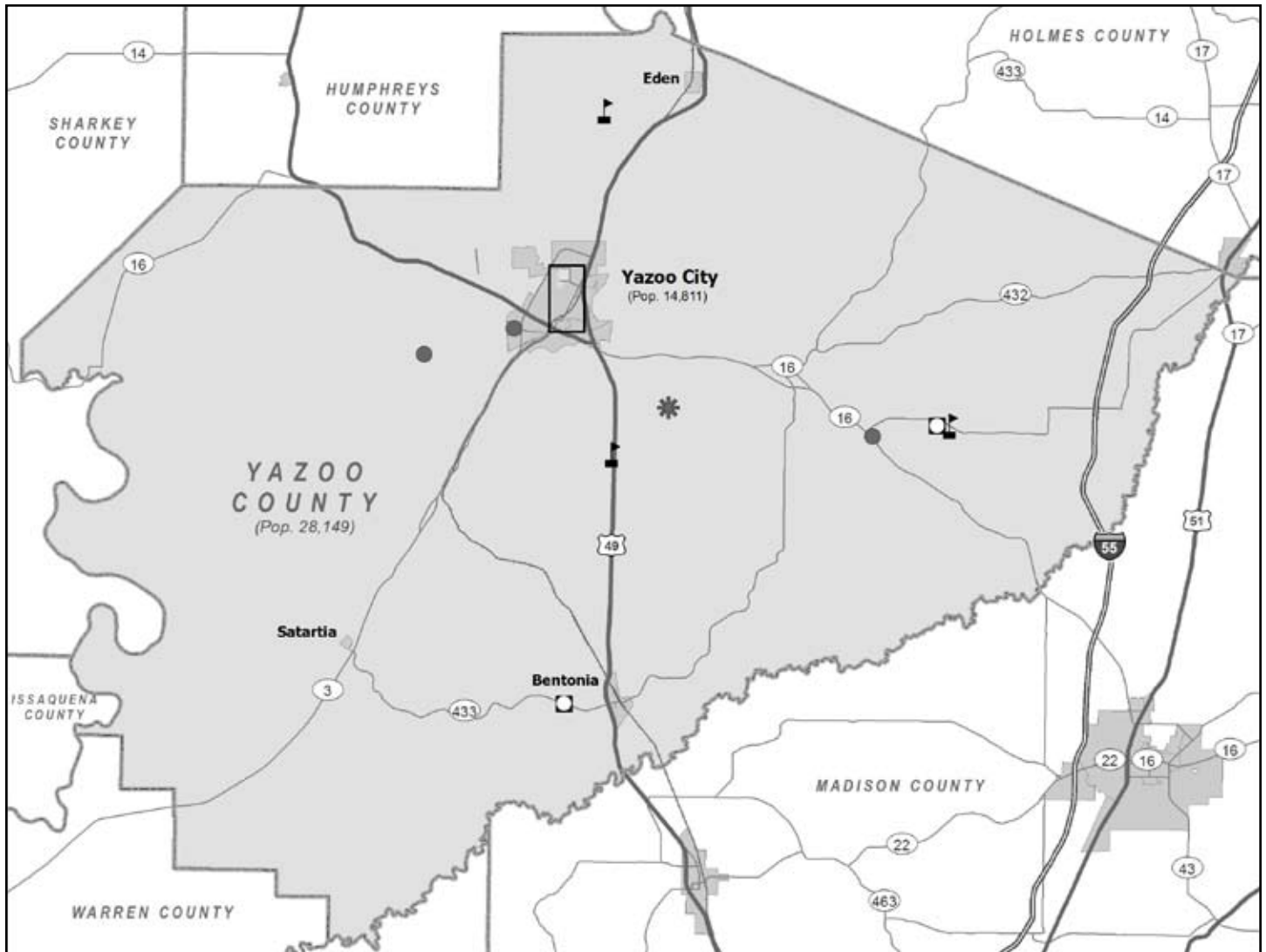
**Note**

1. The area under study by the Mississippi Delta Revitalization Task Force

Sources: Mississippi Department of Health (April 30, 2007); Head Start Information and Publication Center (Sept. 21, 2006); U.S. Census Bureau; Health Resources and Services Administration (April 2007); Early Childhood Institute, Mississippi State University; National Association of Child Care Resource and Referral Agencies (January 19, 2007)

Credit: Early Childhood Atlas (Early Childhood Institute, Mississippi State University and Community Information Resource Center, Rural Policy Research Institute, University of Missouri) (May 30, 2007)

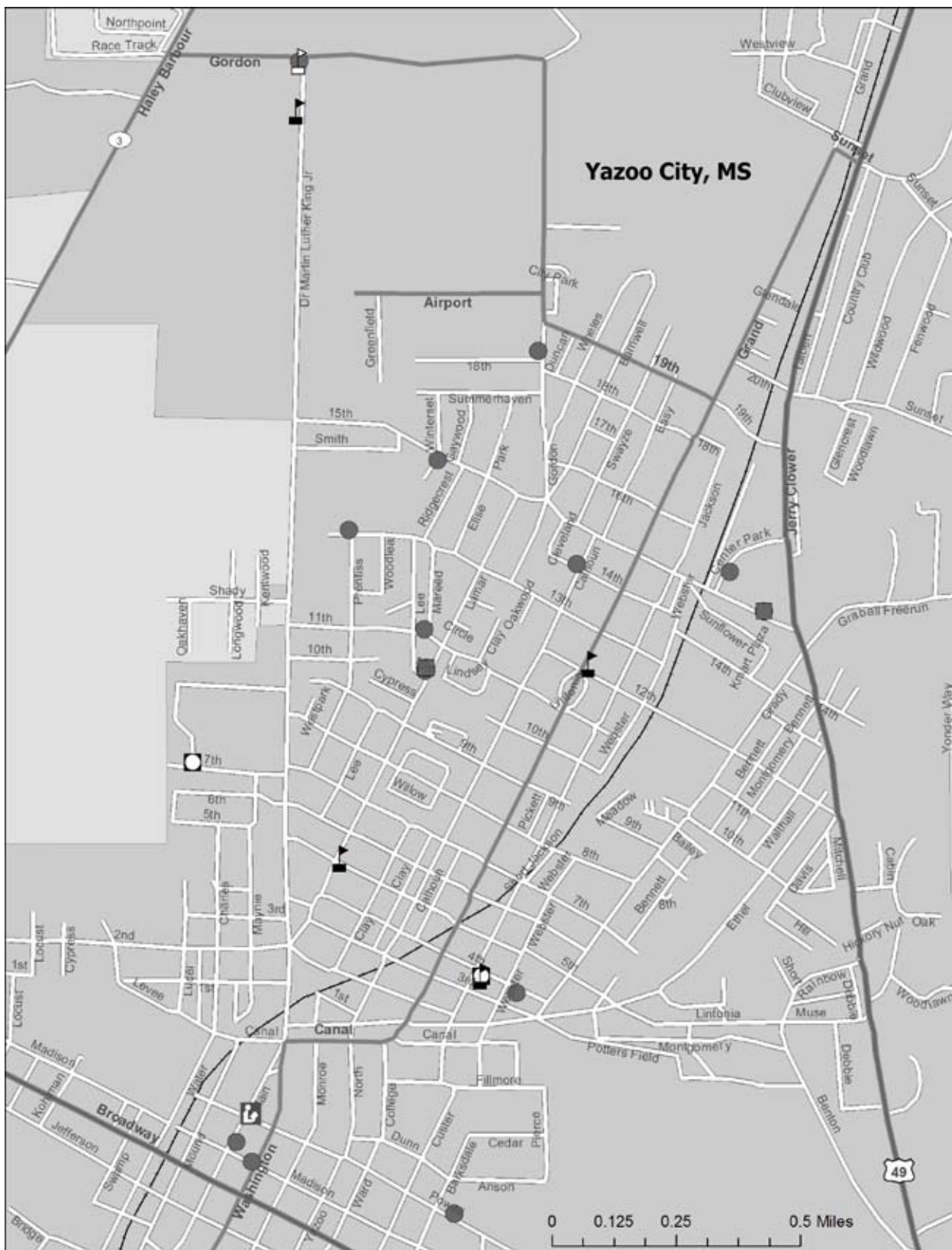
**Figure 43. Yazoo County**



Source: Mississippi Delta Revitalization Task Force (Mississippi Delta Region Revitalization Act of 2006)

Credit: Early Childhood Atlas (Early Childhood Institute, Mississippi State University and Community Information Resource Center, Rural Policy Research Institute, University of Missouri) (May 30, 2007)

**Figure 44. Yazoo City (Yazoo County)**



Source: Mississippi Delta Revitalization Task Force (Mississippi Delta Region Revitalization Act of 2006)

Credit: Early Childhood Atlas (Early Childhood Institute, Mississippi State University and Community Information Resource Center, Rural Policy Research Institute, University of Missouri) (May 30, 2007)

National Center for Rural Early Childhood Learning Initiatives. (2007). *Indicators of access to early childhood services in the Mississippi Delta*. (Rural Childhood Report No. 5). Mississippi State, MS: Mississippi State University Early Childhood Institute.