

RESEARCH *brief*

Published by the Los Rios Community College District Office of Institutional Research

January 2005

Class of 2003 H.S. Graduate SAT Takers Enrolling in Los Rios Colleges in the Summer after Their Freshmen Year

During the Spring of 2004, graduates of Sacramento County High Schools' Class of 2003, who took SAT exams during their senior year, were sent letters by the District Communications Office. Through these letters the graduates were invited to attend a Los Rios college while at home on their summer breaks after their freshman year. Of the 6,263 individuals who were reached, 1,208 (19.2%) took advantage of this invitation and enrolled in a Los Rios college, with 38 enrolling in more than one college. Approximately 36.8% enrolled at SCC, 36.7% at ARC, 23.7% at CRC and 2.9% at FLC. This group of 1,208 made up 4.8% of the 25,075 students who enrolled in Summer 2004. A demographic profile of these students follows:

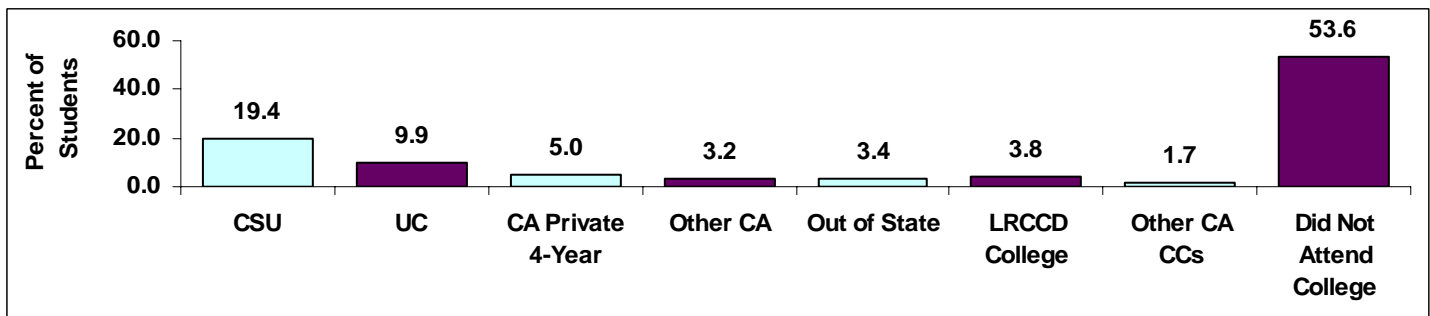
Demographic Profile of the 2003 High School Graduate SAT Takers Who Enrolled in LRCCD Colleges in Summer 2004

62.4%	are female
37.6%	are male
9.0%	are African American
29.5%	are Asian
6.7%	are Filipino
10.3%	are Latino
0.4%	are Native American
1.4%	are Pacific Islander
35.2%	are White
7.5%	are of other ethnic categories
89.3%	completed High School (by earning diploma, taking proficiency exam or GED)
10.7%	did not complete High School
35.3%	do not work
61.0%	work part-time
3.7%	work full-time
51.2%	are from families with a middle income or higher*
21.2%	are from families with a low income*
27.6%	are from families below the poverty level*

* HHS poverty guidelines were used to determine poverty levels, based upon income level and household size. Based on those who provided household size & income data during the enrollment application process.

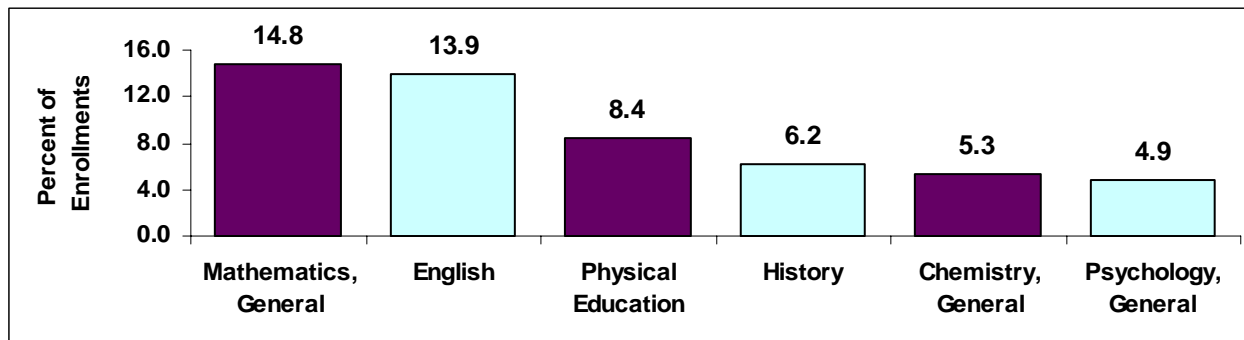
Not all of these students enrolled in baccalaureate-granting institutions of higher education for their freshman year; some attended community colleges, instead, while the majority did not attend college at all. The following chart shows the previous colleges of attendance, as reported by students during the enrollment application process. There were 414 students who attended a California four-year college or university, which was 34.3% of this group.

College Last Attended by the 2003 High School Graduate SAT Takers Who Enrolled in LRCCD Colleges in Summer 2004



In total, these 1,208 students enrolled in 2,057 courses across the district. The specific courses of most interest to this group were English writing courses (13.2% of all enrollments), math courses (10.4% of all enrollments), history courses (6.2% of all enrollments), chemistry (5.3% of all enrollments), fitness (5.0% of all enrollments), psychology courses (4.9% of all enrollments) and statistics courses (4.4% of all enrollments). Collapsing all courses taken by TOP Code, there are six TOP Code areas enrolling the majority of students (53.5%).

**Course Enrollments of the 2003 High School Graduate SAT Takers Who Enrolled in LRCCD Colleges in Summer 2004:
by TOP Codes with the Highest Proportion of Enrollments**



These Class of 2003 SAT Takers who enrolled in Summer 2004 performed well in their courses. The following table provides outcome measures for this group, compared to all other students who enrolled in Summer 2004. In total, this group of students enrolled in 5,380 units.

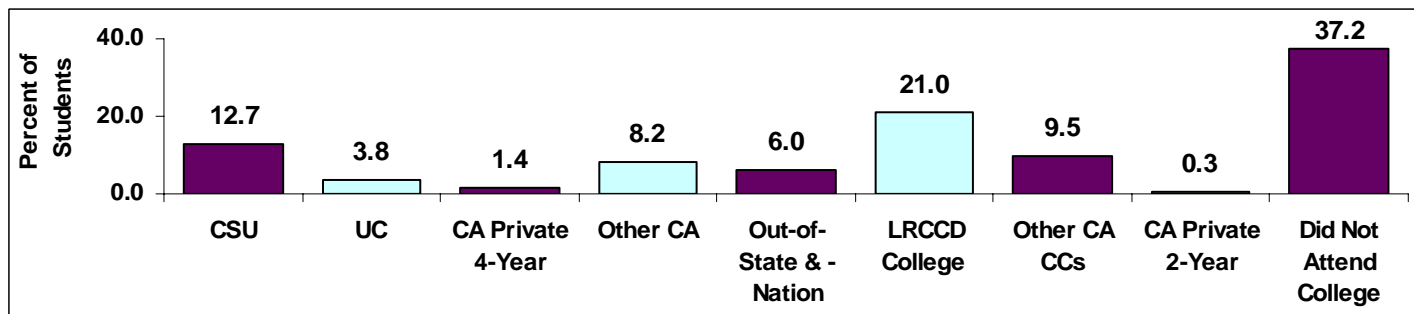
Student Outcomes of the 2003 High School Graduate SAT Takers Who Enrolled in LRCCD Colleges in Summer 2004

	H.S. Class of 2003 SAT-Takers Who Enrolled in Summer 2004	All Others Who Enrolled in Summer 2004
Units Attempted	4.45	3.75
Units Completed	3.84	2.95
Average GPA	2.97	2.93
Course Success Rate	83.1%	78.7%

Interesting to note is the fact that 735 of the Class of 2003 SAT Takers, who were invited to and then subsequently enrolled in Summer 2004, continued their studies at a Los Rios college in the fall; this is a high 60.8% of the cohort. In Fall 2004, 36.7% of the 735 enrolled at SCC, 34.2% at ARC, 26.6% at CRC and 2.5% at FLC. The majority were students who had not attended any college after high school (81.2%). The remaining 18.8% initially enrolled in the following institutions after high school: 5.9% went to a Los Rios college; 5.6% to a CSU; 2.6% to a UC; 1.4% to Other CA Community Colleges; 1.4% to other CA colleges; 1.1% to CA private universities, and 1.0% went out-of-state.

Looking at all other students who enrolled in Summer 2004, there were large numbers enrolled at universities in a previous term that took courses at a Los Rios college through their own initiative. There were 4,267 (17.9% of all other students) who were enrolled during a previous term in a California four-year college or university prior to taking Summer 2004 classes at a LRCCD college.

College Last Attended by All Other Students Who Enrolled in LRCCD Colleges in Summer 2004



This **Research brief** was written by Judith Beachler, Director of the Office of Institutional Research. It is based on data generated from the LRCCD Research Data Warehouse, developed and managed by Minh La, IT Analyst II. For additional copies of this **Research brief**, please call (916) 568-3131 or send an email to IR@losrios.edu. This **brief** is also available on the IR website at <http://irweb.losrios.edu>.

January2005-Summer04_Enrollment--2003HS-Grads-SAT.doc