



# State of the States 2004

A Policy Analysis of Lesbian, Gay,  
Bisexual and Transgender (LGBT)  
Safer Schools Issues



A Report from the Gay, Lesbian and Straight Education Network  
[www.glsen.org](http://www.glsen.org)

---

# State of the States 2004

**A Policy Analysis of Lesbian, Gay,  
Bisexual and Transgender (LGBT)  
Safer Schools Issues**

## **Acknowledgments**

A special thank you goes out to the vast number of organizations and individuals who aided in the collection and documentation of the data in this report. Most importantly a tremendous thank you goes out to Jacob Wilcock and Rachel Metz, Summer Policy Interns in the Washington, DC Policy Office. Without their time, efforts, and dedication this publication would not have been possible.

## **Disclaimer**

The information contained in this report represents the best efforts of the Gay, Lesbian and Straight Education Network (GLSEN) to track and present the most updated information available on each state and the District of Columbia related to schools, and sexual orientation and gender identity. Given the rapidly changing nature of state legislatures and state governments, we can make no guarantees about the accuracy of all the information in the document. In addition, laws may change quite rapidly, and interpretations of statutes may vary from court to court. Legislation may have been introduced or acted upon, or cases decided, after the publication of this material.

## **GLSEN's MISSION**

The Gay, Lesbian and Straight Education Network strives to assure that each member of every school community is valued and respected regardless of sexual orientation or gender identity/expression. We believe that such an atmosphere engenders a positive sense of self, which is the basis of educational achievement and personal growth. Since homophobia and heterosexism undermine a healthy school climate, we work to educate teachers, students and the public at large about the damaging effects these forces have on youth and adults alike. We recognize that forces such as racism and sexism have similarly adverse impacts on communities and we support schools in seeking to redress all such inequities. GLSEN seeks to develop school climates where difference is valued for the positive contribution it makes in creating a more vibrant and diverse community. We welcome as members any and all individuals, regardless of sexual orientation, gender identity/expression or occupation, who are committed to seeing this philosophy realized in K-12 schools.

## **National Headquarters**

121 West 27th Street, Suite 804  
New York, NY 10001  
Ph: 212-727-0135 Fax: 212-727-0254

## **DC Policy Office**

1012 14th Street, NW, Suite 1105  
Washington, DC 20005  
Ph: 202-347-7780 Fax: 202-347-7781

## **Western Office**

870 Market Street, Suite 547  
San Francisco, CA 94102  
Ph: 415-551-9788 Fax: 415-551-9789

[glsen@glsen.org](mailto:glsen@glsen.org)

[www.glsen.org](http://www.glsen.org)

© 2004 Gay, Lesbian and Straight Education Network

# TABLE OF CONTENTS

Introduction	1
Key Findings	2
State Information: Methodology and Purpose	5
State Information	5
State Public School Information	5
Safe Schools Laws	6
Other Relevant Statewide Laws	6
Sexuality and HIV/STD Education	7
Local Safe Schools Policy	7
Student Activity	8
State Grading Methodology	9
2004 State of the States Report Card	10
State Profiles	13
Data Sources	117



# INTRODUCTION

The State of the States 2004 report summarizes the laws affecting students, particularly, lesbian, gay, bisexual and transgender (LGBT) students in the 50 states and the District of Columbia. The Gay, Lesbian and Straight Education Network (GLSEN) prepared this State of the States 2004 report to continue the comprehensive collection of data and information related to education issues affecting lesbian, gay, bisexual, and transgender students, teachers, and staff.

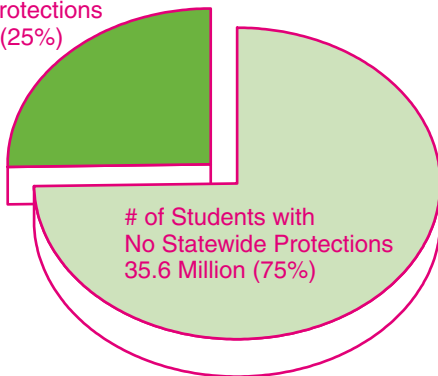
Results from the 2003 GLSEN National School Climate Survey indicate a great need to enact and fully implement statewide laws in order to effectively confront harassment and discrimination in schools. More than 84% of lesbian, gay, bisexual and transgender (LGBT) students report being verbally harassed because of their sexual orientation and nearly 40% report being physically harassed. Additionally, more than 90% of LGBT students regularly hear anti-LGBT comments at school. Transgender youth are disproportionately likely to face harassment. In the survey, 55% of transgender students reported being physically harassed because of their gender, gender expression, or sexual orientation. And while all of this is occurring nearly 85% of LGBT students report that faculty or staff never intervened or intervened only some of the time when present and homophobic remarks were made.

For the purposes of this report safe schools laws are statewide anti-harassment and/or non-discrimination laws that are inclusive of the categories of sexual orientation and/or gender identity/expression and safe schools policies are those passed by a local educational agency (LEA) governing authority, generally a school board.

# KEY FINDINGS

## Students with Statewide Legal Protections in School Based on Sexual Orientation

# of Students with Statewide Protections  
12.1 Million (25%)



# of Students with No Statewide Protections  
35.6 Million (75%)

## Number of Students Protected

There are approximately 47.7 million elementary and secondary students in the United States. Of those only 12.1 million have statewide legal protections from harassment and/or discrimination in school based on their sexual orientation and only 8.4 million students have statewide legal protections based on their gender identity/expression. A staggering 75% of students in the United States have no state laws to protect them from harassment and discrimination in school based on their sexual orientation and 82% of students have no state laws protecting them from harassment and discrimination based on their gender identity/expression.

There are at least 5.1 million students who have local policy protections in states that do not have a statewide law. When added to the 12.1 million students that have

statewide protections based on sexual orientation, there are at least 17.1 million students in the United States that have some form of explicit protection. However, this still leaves two-thirds of all elementary and secondary students with no explicit protections from harassment and discrimination in school based on their sexual orientation and gender identity/expression.

GLSEN believes that these statistics are illustrative of the lack of a national commitment to creating a safe learning environment for all students. Moreover, they reveal that transgender students, who are often the most likely targets of harassment, are ironically the least likely to be protected. They demonstrate that, even in the wake of unprecedented levels of school violence, there is not a corresponding sense of urgency to remedy one of the key factors that contributes to this violence.

## Safe Schools Laws in the States

Only eight states and the District of Columbia currently have statewide legal protections for students—three with protections for the categories of sexual orientation and gender identity and five with protections exclusively for sexual orientation. States that have protections for sexual orientation and gender identity are California, Minnesota and New Jersey. States that have protections for only sexual orientation are Connecticut, Massachusetts, Vermont, Washington and Wisconsin. Meanwhile, only 10 states considered safe schools legislation during the 2003 legislative session.

Nine states currently have statewide “anti-bullying” laws. In most cases, these laws do not explicitly define “bullying” or list categories of students who should be protected from specific and prevalent forms of bullying. Because of their vague nature, these laws are ineffective in protecting students from harassment and discrimination in schools as they do not provide teachers and administrators with clear legal guidance. States that currently have these laws in place are Arkansas, Colorado, Georgia, Louisiana, Oklahoma, Oregon, Illinois, New Hampshire and West Virginia.

This information is critical to understanding the lack of commitment among the majority of states to schools that are discrimination and harassment free for lesbian, gay, bisexual and transgender



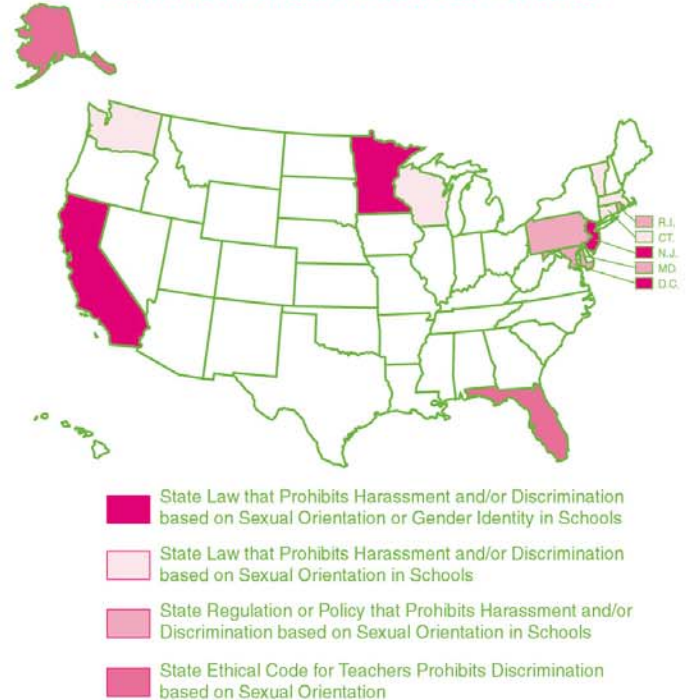
students. The number of laws that provide statewide protections illustrates that while some progress has been made, there is a great need for a stronger commitment to effective solutions to the problem of harassment and discrimination in our schools. Additionally, the number of generic “anti-bullying” laws demonstrates that there is either a lack of knowledge or a lack of will around explicitly outlawing harassment and discrimination against LGBT students by explicitly listing the categories of sexual orientation and gender identity/expression for such protections.

### Other Relevant State Laws

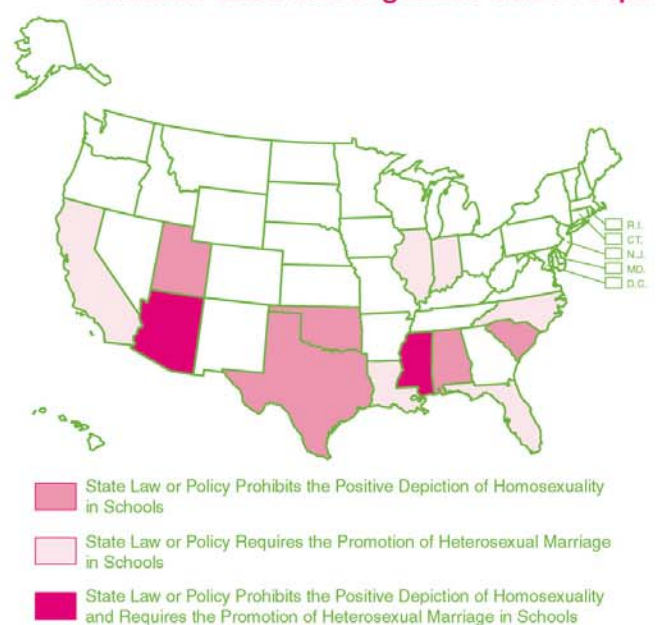
At least seven states have prohibitions on the positive portrayal of homosexuality in schools. These states are Alabama, Arizona, Mississippi, Oklahoma, South Carolina, Texas and Utah. In one of the more egregious and hostile examples of these types of laws, Oklahoma law requires that AIDS prevention education must specifically teach students that, among other things, engaging in homosexual activity is primarily responsible for contact with the AIDS virus.<sup>1</sup> Additionally, at least eight states require the promotion of monogamous heterosexual marriage, often exclusive of any other relationship. Such stigmatizing laws and policies create a hostile and dangerous climate for all students, but specifically gay, lesbian, bisexual and transgender students.

Fourteen states have workplace protections for teachers, administrators, faculty and staff of schools—four with protections for the categories of sexual orientation and gender identity and ten with protections exclusively for sexual orientation. States with protections for sexual orientation and gender identity are California, Minnesota, New Mexico and Rhode Island. States with protection only for sexual orientation are Connecticut, Hawaii, Maryland, Massachusetts, Nevada, New Hampshire, New Jersey, New York, Vermont and Wisconsin.

### Statewide Education Laws and Policies



### Statewide Laws that Stigmatize LGBT People



<sup>1</sup> OK School Code Sec.11-103.3(D)(1)



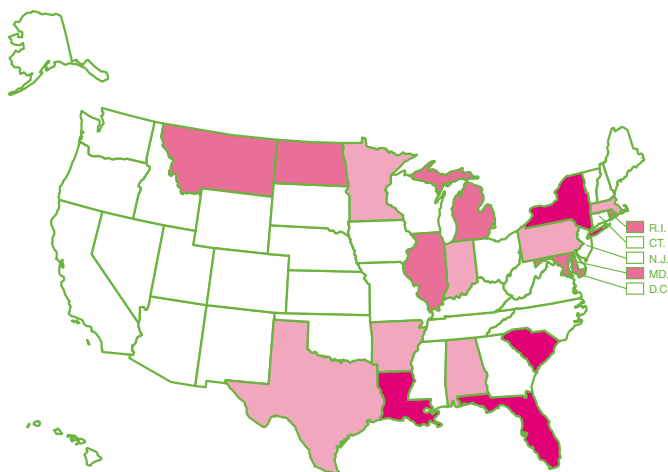
## CONCLUSION

GLSEN believes that schools should have no tolerance for harassment or discrimination of any type, including harassment and discrimination based on sexual orientation and gender identity. A school without harassment and discrimination creates a safer learning environment and boosts all student achievement.

A growing number of states and school districts are making efforts to curtail harassment and discrimination in schools through legislative and policy change. However, statewide laws and local policies have not yet been passed in the numbers necessary to match the level of harassment and discrimination that students and faculty are constantly facing in schools. There is an endemic problem of harassment and discrimination in education across the nation, and the hallways, classrooms, locker rooms, buses and bathrooms of our schools are still a sanctuary for this type of behavior. There is a great need for policymakers to meet this problem with the will and knowledge associated with strong leadership in order to close the chasm that exists between this widespread problem and the necessary solutions engendered in statewide safe schools laws.

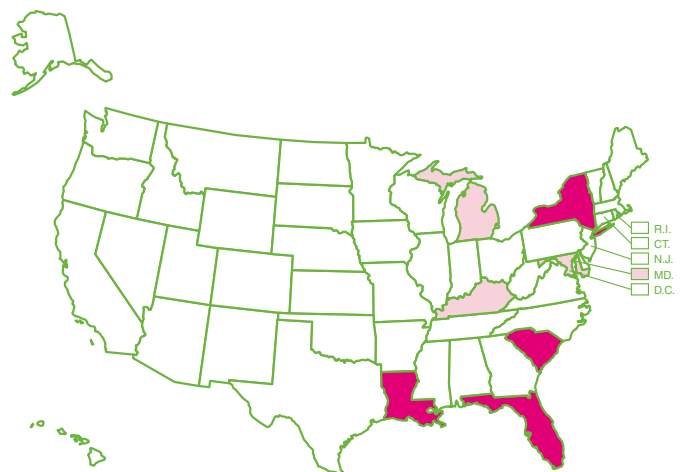
This information is meant to demonstrate the type of climate in which many students, teachers, administrators and staff are working. These laws have a critical impact on a school climate because they play a significant role in the creation of an educational environment that is either welcoming or often hostile to students and faculty.

**Statewide Education Legislation: 2003 Session**



- Considered Legislation that Prohibits Harassment and/or Discrimination based on Sexual Orientation or Gender Identity in Schools
- Considered Legislation that Prohibits Harassment and/or Discrimination based on Sexual Orientation in Schools
- Considered Legislation that Prohibits Bullying in Schools, but Lists no Protection
- Considered a State Regulation or Policy that Prohibits Harassment and/or Discrimination based on Sexual Orientation in Schools

**Statewide Education Legislation: 2004 Session**



- Considering Legislation that Prohibits Harassment and/or Discrimination based on Sexual Orientation or Gender Identity in Schools
- Considering Legislation that Prohibits Harassment and/or Discrimination based on Sexual Orientation in Schools
- Considering a State Regulation or Policy that Prohibits Harassment and/or Discrimination based on Sexual Orientation in Schools

# STATE INFORMATION

## METHODOLOGY AND PURPOSE

### STATE INFORMATION

#### Methodology

Senate and House/Assembly statistics are those of each state legislature and give the break down of Democrats (D) and Republicans (R) in each chamber.

The population numbers shown are the Census Bureau's 2002 estimates.

Education revenue is based on the United States National Center for Education Statistics' (NCES) estimates for public elementary and secondary school budgets for grades pre-kindergarten through 12 for the 2001–02 school year (fiscal year 2002). The NCES is an agency of the United States Department of Education (ED).

#### Purpose

These statistics were included to give the reader an overview of each state's demographics and political climate in order to better contextualize the specific education and safe schools information.

### STATE PUBLIC SCHOOL INFORMATION

#### Methodology

"Students of color" includes Black or African American persons, American Indian and Alaska Native persons, Asian persons, Native Hawaiian persons and other Pacific Islanders, and persons of Hispanic or Latino origin. The percentages given are based on NCES estimates for the 2001–2002 school year.

The number of districts, number of schools, number of teachers, teacher salary and student enrollment for pre-kindergarten through twelfth grades are all based on NCES data for the 2001–2002 school year.

#### Purpose

This information is included to allow the reader to understand the size, scope and demographics of each state's education system. Additionally, this information is meant to give the reader a general understanding of each state's overall education climate as well as its financial commitment to education. GLSEN believes that a quality K–12 education is the right of every student and that federal, state and local governments should adequately fund K–12 schools.

## SAFE SCHOOLS LAW

### Methodology

For the purposes of this report safe schools laws are statewide anti-harassment and/or non-discrimination laws that are inclusive of the categories of sexual orientation and/or gender identity/expression.

Only the categories relevant to our inquiry (sexual orientation and gender identity/expression) are specifically mentioned, even though the laws contain numerous other enumerated categories.

While only three state education non-discrimination laws explicitly cover transgender students specifically, the Federal courts and guidance from the Office of Civil Rights of the U.S. Department of Education have made clear that, for purposes of Title IX, sex discrimination includes discrimination based on the failure to conform to gender stereotypes. A number of state courts and state human rights commissions have followed this interpretation when applying their respective state education non-discrimination laws which may, in some cases, afford transgender students a degree of legal protection.

### Purpose

This information is key to understanding each state's commitment to schools that are free from discrimination and harassment for lesbian, gay, bisexual and transgender students. This information allows the reader to understand whether a state has explicitly outlawed anti-LGBT discrimination and harassment and if so, the varying components of each law. GLSEN believes that students in all schools have the right to an education free of discrimination and harassment and believes that this can best be achieved by the adoption and enforcement of non-discrimination and anti-harassment laws and policies that include sexual orientation and gender identity/expression.

## OTHER RELEVANT STATEWIDE LAWS

### Methodology

Nondiscrimination laws refer to those that prohibit discrimination in employment. Many of the laws referenced also prohibit discrimination in other areas. As with the school laws, while most state laws prohibiting employment discrimination do not explicitly include gender identity and expression, state courts and state human rights commissions in a number of states have held that transgender people are covered under the sex and/or disability protections.

Minimum age in which a minor can access STD services outlines whether such an age requirement is in place, whether the STD services include HIV testing and treatment and whether a physician is allowed to inform the parents that the minor is seeking services or treatment.

### Purpose

This information is meant to give the reader a greater understanding of the climate in which students, teachers, administrators and staff are working. These laws have a critical impact on a school climate because they play a pivotal role in the creation of an educational environment that is

either welcoming or often hostile to students and faculty. For instance, without guaranteed job protections, many teachers may decline to sponsor a controversial Gay/Straight Alliance for fear of retribution. GLSEN believes that school employees best serve students when they have workplaces that are free from discrimination and harassment and that the best way to achieve that goal is through the adoption and enforcement of non-discrimination and anti-harassment policies that are inclusive of sexual orientation and gender identity/expression. Additionally, GLSEN believes that all students have the right to accurate information relating to LGBT people, history, culture and ideas.

## **SEXUALITY AND HIV/STD EDUCATION**

### **Methodology**

“Local determination” means there is no state mandate to teach.

“Local control” means that the substantive decisions about what to include are made by the local district.

As means of background, states that receive Federal funds through either Welfare reform (TANF), SPRANS-CBAE, or AFLA programs must follow specific abstinence-only guidelines with respect to the content of their sexuality education programs. An explanation of these Federal guidelines is not included in this report. Rather, this section deals exclusively with the HIV/STD and sexuality education policies prescribed by the states themselves. However, all states except California accept some Federal abstinence-only funding through Welfare reform. SPRANS-CBAE (Special Projects of Regional and National Significance Community Based Abstinence Education) and AFLA (American Family Life Act) funding goes directly to local groups, who often use this funding to teach abstinence only education in their local schools.

Currently, education on HIV/AIDS or other STDs is mandated in 38 states and DC. Only 22 states and DC require broader sexuality education. If mandated, this is indicated.

### **Purpose**

This information is meant to give the reader a greater understanding of the subject matter that LGBT students are learning. Certain forms of sexuality education (e.g., Abstinence only) often do not provide LGBT students with information regarding their current or future health needs. GLSEN believes that students have the right to have accurate information relating to LGBT health services and other resources.

## **LOCAL SAFE SCHOOLS POLICY**

### **Methodology**

For the purposes of this report safe schools policies are those passed by a local educational agency (LEA) governing authority, generally a school board. They are anti-harassment and/or non-discrimination policies that are inclusive of the categories of sexual orientation and/or gender identity.

Information was gathered from the largest two to five school districts from each state according to student population. School district population data was collected from the U.S. Department of Education.

Only the categories relevant to our inquiry (sexual orientation and gender identity/expression) are specifically mentioned, even though the policies contain numerous other enumerated categories.

### **Purpose**

This section is meant to give the reader a more accurate picture of the number of students protected by anti-LGBT harassment or discrimination law or policy. While many states have yet to pass safe schools laws, some of their largest school districts already have policies that prohibit anti-LGBT harassment and discrimination in schools. Therefore, some form of protection is in place for students. GLSEN believes that students in all schools have the right to an education free of discrimination and harassment and believes that this can best be achieved by the adoption and enforcement of non-discrimination and anti-harassment laws and policies that include sexual orientation and gender identity/expression.

## **STUDENT ACTIVITY**

### **Methodology**

The number of groups refers to gay-straight alliances (GSAs) or similar such groups. It is important to note that the groups included are only those that have opted to register with GLSEN. While estimates vary, we believe there are 25–75% more groups in any state.

Likewise, the “number of schools with participants in the Day of Silence” numbers are based exclusively on self-report to GLSEN. It is estimated that Day of Silence activities occurred at many more schools than are indicated in this report.

### **Purpose**

This information is meant to allow the reader to understand the amount of direct support LGBT students and their allies are receiving from their peers in any given state. GLSEN affirms the right of students to organize and lead school supported Gay-Straight Alliances and other appropriate groups that address LGBT issues in schools.

# STATE GRADING

## METHODOLOGY

### General Education

**+20 points**

A state with high performing general education provisions can receive a maximum of 20 points, with student/teacher ratio, teacher salary, per pupil funding and graduation rate each receiving a maximum of five points. Such indicators were chosen as they reflect a state's commitment to providing adequate resources to its schools as well as its success in matriculating students. The maximum number of points are given for being 25 percent or more above the median in the areas of student/teacher ratio, teacher salary and per pupil funding and 10 percent or more above the median in the area graduation rates. Declining points are given for being in the remaining ranges: four for being less than 25 percent above the median, three for being at the median, two for being up to 25 percent below the median and one for being less than 25 percent below the median.

### State Safe Schools Law

**+30 points**

A state with a safe schools law that is sexual orientation and gender identity inclusive can receive a maximum of 30. If the law excludes gender identity, then the state will only receive 24 points.

### State Non-Discrimination Law

**+20 points**

A state with a non-discrimination law that is sexual orientation and gender identity inclusive can receive a maximum of 20 points. If the law excludes gender identity, then the state will receive 16 points.

### Sexuality Education

**+15 points**

A state with requirements to teach sexuality education and HIV/STD education can receive a maximum of 15 points. Each state will receive 10 points if there is a statewide requirement to teach sexuality education and an additional five points if there is a statewide requirement to provide HIV/STD education.

### Local Safe Schools Policy

**+15 points**

A state with safe schools policies in their two largest school districts can receive a maximum of 15 points, but only a maximum of 7.5 points if only one of the school districts has a safe schools policy. Percentages were weighted to take gender identity policies into account. Districts received a score of 80 percent (6 points) for a sexual orientation inclusive policy and 100 percent (7.5 points) for a sexual orientation and gender identity inclusive policy.

### Statewide Law that Stigmatizes LGBT People

**-10 points**

A state with a law that specifically prohibits the discussion of lesbian, gay, bisexual and transgender people and their families in schools will have 10 points removed from their overall score.

# 2004 STATE OF THE STATES

## REPORT CARD

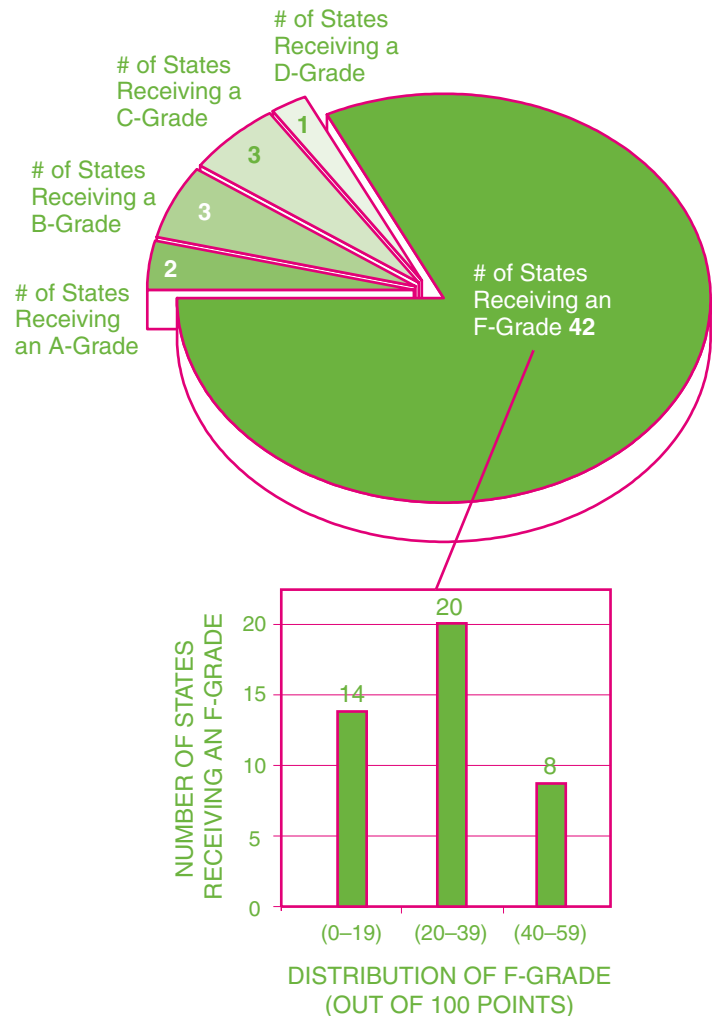
STATE	SCORE (out of 100)	GRADE	STATE	SCORE (out of 100)	GRADE
Alabama	3	F	Montana	11	F
Alaska	43	F	Nebraska	26	F
Arizona	2	F	Nevada	52.5	F
Arkansas	10	F	New Hampshire	45	F
California	80.5	B	New Jersey	95	A
Colorado	23.5	F	New Mexico	40	F
Connecticut	75	C	New York	49	F
District of Columbia	89	B	North Carolina	26	F
Delaware	31	F	North Dakota	29	F
Florida	34	F	Ohio	19	F
Georgia	25	F	Oklahoma	10	F
Hawaii	43	F	Oregon	28	F
Idaho	8	F	Pennsylvania	33	F
Illinois	34	F	Rhode Island	65	D
Indiana	19	F	South Carolina	14	F
Iowa	39	F	South Dakota	18	F
Kansas	27	F	Tennessee	31	F
Kentucky	23	F	Texas	12	F
Louisiana	9	F	Utah	13	F
Maine	35	F	Vermont	82	B
Maryland	56	F	Virginia	35	F
Massachusetts	70	C	Washington	51.5	F
Michigan	20	F	West Virginia	29	F
Minnesota	91	A	Wisconsin	73	C
Mississippi	-3	F	Wyoming	27	F
Missouri	29	F			



### How to interpret these grades:

It is important to understand how to interpret the grades given. They measure whether or not state and local policymakers have put in place the laws and policies and committed the resources that schools need to create an environment where every student can learn, regardless of sexual orientation or gender identity/expression. Of course, having such laws, policies and resources is but a prerequisite for changing school climate, as this cannot be done without effective implementation by school boards, administrators, and teachers. Enacting a law or policy is the end of the beginning of the work that needs to be done to make schools safe, not the beginning of the end. Conversely, there may be individual schools, administrators, or teachers that are doing an excellent job in states with low scores: it is important to note, though, that their good work is being done in spite of, not because of, the education policymakers of their state. Thus, these grades offer us an important vantage point, but do not “tell all” about the climate of any particular school or system in the states we have surveyed.

Grade Distribution





# STATE PROFILES



# ALABAMA (AL)

## STATE INFORMATION:

Population:	4,486,508
Governor	Robert R. Riley (R)
Chief School Official	Superintendent of Education Edward L. Richardson (Appointed by State Board)
Senate:	25 D / 10 R
House:	63 D / 42 R
Education Revenue:	\$4,300,000,000
Federal Funding:	\$407,001,000
State Funding:	\$2,752,647,000
Local Funding:	\$1,075,876,000

## STATE PUBLIC SCHOOL INFORMATION:

Number of Students:	737, 294
Number of Teachers:	46, 796
Number of Schools:	1,381
Number of School Districts:	128
Student/Teacher Ratio:	16:1
Average Teacher Salary:	\$39,268
Per-Pupil Expenditure:	\$5,885
High School Graduation Rate:	81.6%
Percentage of Students of Color:	39.5%
Teacher's Unions	Alabama Affiliate—National Education Association ( <a href="http://www.myaea.org/">http://www.myaea.org/</a> )

## STATE SAFE SCHOOLS LAW: No

## OTHER RELEVANT STATE LAWS:

Non-Discrimination	Yes
■ Sexual Orientation Inclusive	No
■ Gender Identity Inclusive	No
DP Benefits	No
DP Registry	No
Anti-Marriage Law	Passed in 1998
Hate Crimes	Yes
■ Sexual Orientation Inclusive	No
■ Gender Identity Inclusive	No
Other:	
Minimum Age at which a minor may receive STD testing and treatment:	12
HIV is explicitly included in policy	Yes
Physician may inform parents (but is not required to do so)	Yes
Homosexuality is not an acceptable lifestyle	
Alabama Education Code Sec 16-40A-2(c)(8)	

## SEXUALITY AND HIV/AIDS EDUCATION:

HIV/STD	Mandated to Teach
■ Abstinence	Must be Stressed
■ Contraception	Must be Covered
Sexuality	Local Determination
■ Abstinence	Must be Stressed
■ Contraception	Must be Covered (specifically abstinence until marriage)
Parent Opt-Out	Yes, if based on moral or religious beliefs
Parent Consent	No

## DISTRICT POLICY INFORMATION:

District Name	# of students	Safe School Policy	Sexual Orientation Inclusive	Gender Identity Inclusive
Mobile County	63,846	No		
Jefferson County	40,396	No		
Birmingham City	37,154	No		
Montgomery County	33,140	No		
Baldwin County	23,062	No		

## STUDENT ACTIVITY:

Number of Groups:	3
Day of Silence	Yes
■ Schools participating in Day of Silence	5

## GRADE

F

<b>GENERAL EDUCATION</b>	<b>(20): 8</b>
Student/Teacher Ratio	(5): 2
Average Teacher Salary	(5): 2
Per-pupil Expenditure	(5): 2
Graduation Rate	(5): 2
<b>TO TEACH</b>	
<b>SEXUALITY EDUCATION</b>	<b>(30): 0</b>
Sexual Orientation Inclusive	(24): 0
Transgender Inclusive	(6): 0
<b>STATE</b>	
<b>NON-DISCRIMINATION LAW</b>	<b>(20): 0</b>
Sexual Orientation Inclusive	(16): 0
Transgender Inclusive	(4): 0
<b>SEXUALITY EDUCATION</b>	<b>(15): 5</b>
Statewide Requirement to Teach Sexuality Education	(10): 0
Statewide Requirement to Teach HIV/STD Education	(5): 5
<b>LOCAL</b>	
<b>SAFE SCHOOLS POLICIES</b>	<b>(15): 0</b>
Sexual Orientation Inclusive	(12): 0
Transgender Inclusive	0: 0
<b>SCHOOLS LAW THAT STIGMATIZES LGBT PEOPLE</b>	<b>(-10): -10</b>
<b>TOTAL:</b>	<b>3</b>

# ALASKA (AK)

## STATE INFORMATION:

Population:	643,786
Governor	Frank Murkowski (R)
Chief School Official	Education Commissioner Roger Sampson (Appointed by the State Board of Education, with approval by the Governor)
Senate:	12 R / 8 D
House:	26 R / 14 D
Education Revenue:	\$1,300,000,000
Federal Funding:	\$178,000,000
State Funding:	\$788,000,000
Local Funding:	\$290,000,000

## STATE PUBLIC SCHOOL INFORMATION:

Number of Students:	134,358
Number of Teachers:	8,026
Number of Schools:	506
Number of School Districts:	53
Student/Teacher Ratio:	17:1
Average Teacher Salary:	\$49,418
Per-Pupil Expenditure:	\$9,216
High School Graduation Rate:	93.3%
Percentage of Students of Color:	39.7%
Teacher's Unions	Alaska Affiliate—American Federation of Teachers ( <a href="http://www.apea-aft.org/index.htm">http://www.apea-aft.org/index.htm</a> ) Alaska Affiliate—National Education Association ( <a href="http://www.ak.nea.org/">http://www.ak.nea.org/</a> )

**STATE SAFE SCHOOLS LAW:** No (state ethical code for teachers prohibits discrimination based on sexual orientation)

## OTHER RELEVANT STATE LAWS:

Non-Discrimination	Yes
■ Sexual Orientation Inclusive	No (State employees are covered under a 2002 Administrative Order)
■ Gender Identity Inclusive	No
DP Benefits	No
DP Registry	No
Anti-Marriage Law	Yes (Law passed in 1996 and constitutional amendment passed in 1998)
Hate Crimes	Yes
■ Sexual Orientation Inclusive	No
■ Gender Identity Inclusive	No
Minimum Age at which a minor may receive STD testing and treatment	None
HIV is explicitly included:	No
Physician may inform parents (but is not required to do so)	No

## SEXUALITY AND HIV/AIDS EDUCATION:

HIV/STD  
 ■ Abstinence Mandated to teach  
 ■ Contraception Local Control

Sexuality  
 ■ Abstinence Mandated to teach  
 ■ Contraception Local Control

Parent Opt-Out No  
 Parent Consent No

## DISTRICT POLICY INFORMATION:

District Name	# of students	Safe School Policy	Sexual Orientation Inclusive	Gender Identity Inclusive
Anchorage School District	49,767	Yes	Yes	No
Fairbanks North Star Borough School District	15,385	Yes	Yes	No
Matanuska-Susitna Borough Schools	13,410	Yes	Yes	No
Kenai Peninsula Borough Schools	9,971	Yes	Yes	No
Juneau Borough Schools	5,608	Yes	Yes	No

## STUDENT ACTIVITY:

Number of Groups: 12  
 Day of Silence Yes  
 ■ Number of Schools with Participants: 7

## GRADE

5

**GENERAL EDUCATION (20): 16**  
 Student/Teacher Ratio (5): 2  
 Per-pupil Expenditure (5): 5  
 Teacher Salary (5): 5  
 Graduation Rate (5): 4

**TO TEACH SEXUALITY EDUCATION (30): 0**  
 Sexual Orientation Inclusive (24): 0  
 Transgender Inclusive (6): 0

**STATE NON-DISCRIMINATION LAW (20): 0**  
 Sexual Orientation Inclusive (16): 0  
 Transgender Inclusive (4): 0

**SEXUALITY EDUCATION (15): 15**  
 Statewide Requirement to Teach HIV/STD Education (5): 5  
 Statewide Requirement to Teach Sexuality Education (10): 10

**LOCAL SAFE SCHOOLS POLICIES (15): 12**  
 Sexual Orientation Inclusive (12): 0  
 Transgender Inclusive (3): 0

**SCHOOLS LAW THAT STIGMATIZES LGBT PEOPLE (-10): 0**

**TOTAL: 43**



# ARIZONA (AZ)

## STATE INFORMATION:

Population:	5,456,453
Governor	Janet Napolitano (D)
Chief School Official	Superintendent of Public Instruction Tom Horne (Elected by Partisan Ballot)
Senate:	17 R / 13 D
House:	39 R / 21 D
Education Revenue:	\$4,900,000,000
Federal Funding:	\$507,000,000
State Funding:	\$2,200,000,000
Local Funding:	\$2,240,000,000

## STATE PUBLIC SCHOOL INFORMATION:

Number of Students:	922,180
Number of Teachers:	46,015
Number of Schools:	1,815
Number of School Districts:	513
Student/Teacher Ratio:	20:1
Average Teacher Salary:	\$36,966
Per-Pupil Expenditure:	\$5,278
Percentage of Students of Color:	48.7%
High School Graduation Rate:	73.5%
Teacher's Unions	Arizona Affiliate—National Education Association ( <a href="http://www.arizonaaea.org">http://www.arizonaaea.org</a> )

## STATE SAFE SCHOOLS LAW: No

## OTHER RELEVANT STATE LAWS:

Non-Discrimination	Yes
■ Sexual Orientation Inclusive	No (sexual orientation discrimination is prohibited in public employment)
■ Gender Identity Inclusive	No
DP Benefits	No
DP Registry	No
Anti-Marriage Law	Passed in 1996
Hate Crimes	Yes
■ Sexual Orientation Inclusive	Yes (Data collection only)
■ Gender Identity Inclusive	No
Other:	
Minimum Age at which a minor may receive STD testing and treatment	None
HIV is explicitly included in policy	No
Physician may inform parents (but is not required to do so)	No

No promotion of homosexuality as acceptable lifestyle, in HIV/AIDS education  
 Promotion of Monogamous heterosexual marriage  
 AZ Education Code Sec. 15-716(c); AZ Administrative Code R7-2-303(A)(3)(b)(v)

## SEXUALITY AND HIV/AIDS EDUCATION:

HIV/STD	Local determination
■ Abstinence	Must be stressed
■ Contraception	Local control
Sexuality	Local determination
■ Abstinence	Must be stressed
■ Contraception	Local control
Parent Opt-Out	Yes (HIV/STD education only)
Parent Consent	Yes (Sexuality education only)

## DISTRICT POLICY INFORMATION:

District Name	# of students	Safe School Policy	Sexual Orientation Inclusive	Gender Identity Inclusive
Mesa Unified District	74,808	No		
Tucson Unified District	62,086	Yes	Yes	No
Paradise Valley Unified District	35,446	No		
Peoria Unified District	34,863	No		
Gilbert Unified District	31,273	No		

## STUDENT ACTIVITY:

Number of Groups:	53
Day of Silence	Yes
■ Number of Schools with Participants:	36

## GRADE

F

<b>GENERAL EDUCATION</b>	<b>(20): 6</b>
Student/Teacher Ratio	(5): 1
Per-pupil Expenditure	(5): 2
Teacher Salary	(5): 2
Graduation Rate	(5): 1
<b>TO TEACH</b>	
<b>SEXUALITY EDUCATION</b>	<b>(30): 0</b>
Sexual Orientation Inclusive	(24): 0
Transgender Inclusive	(6): 0
<b>STATE</b>	
<b>NON-DISCRIMINATION LAW</b>	<b>(20): 0</b>
Transgender Inclusive	(4): 0
<b>SEXUALITY EDUCATION</b>	<b>(15): 0</b>
Statewide Requirement to Teach HIV/STD Education	(5): 0
Statewide Requirement to Teach Sexuality Education	(10): 0
<b>LOCAL</b>	
<b>SAFE SCHOOLS POLICIES</b>	<b>(15): 6</b>
Sexual Orientation Inclusive	(12): 0
Transgender Inclusive	(3): 0
<b>SCHOOLS LAW THAT STIGMATIZES LGBT PEOPLE</b>	<b>(-10): -10</b>
<b>TOTAL:</b>	<b>2</b>

# ARKANSAS (AR)

## STATE INFORMATION:

Population:	2,710,079
Governor	Mike Huckabee (R)
Chief School Official	Department of Education Director Tom Courtney (Appointed by State Board of Education)
Senate:	27 D / 8 R
House:	70 D / 30 R
Education Revenue:	\$2,600,000,000
Federal Funding:	\$266,000,000
State Funding	\$1,510,000,000
Local Funding:	\$685,000,000

## STATE PUBLIC SCHOOL INFORMATION:

Number of Students:	449,805
Number of Teachers:	33,079
Number of Schools:	1,129
Number of School Districts:	312
Student/Teacher Ratio:	14:1
Average Teacher Salary:	\$35,389
Per-Pupil Expenditure:	\$5,568
High School Graduation Rate:	84.1%
Percentage of Students of Color:	28.8%
Teacher's Unions	Arkansas Education Association ( <a href="http://www.aeaonline.org">http://www.aeaonline.org</a> )

**STATE SAFE SCHOOLS LAW:** No (Anti-bullying law with no categories of protection)

## OTHER RELEVANT STATE LAWS:

Non-Discrimination	Yes
■ Sexual Orientation Inclusive	No
■ Gender Identity Inclusive	No
DP Benefits	No
DP Registry	No
Anti-Marriage Law	Passed in 2001
Hate Crimes	No
Minimum Age at which a minor may receive STD testing and treatment	None
HIV is explicitly included in policy	No
Physician may inform parents (but is not required to do so)	Yes

## SEXUALITY AND HIV/AIDS EDUCATION:

HIV/STD	Local determination
■ Abstinence	Must be stressed
■ Contraception	Local control
Sexuality	Local determination
■ Abstinence	Must be stressed
■ Contraception	Local control
Parent Opt-Out	No
Parent Consent	No

## DISTRICT POLICY INFORMATION:

District Name	# of students	Safe School Policy	Sexual Orientation Inclusive	Gender Identity Inclusive
Little Rock	25,057	No		
Pulaski County Special	18,657	No		
Fort Smith	12,458	No		
Springdale	11,924	No		
Rogers	11,349	No		

## STUDENT ACTIVITY:

Number of Groups:	7
Day of Silence	Yes
■ Number of Schools with Participants:	9

## GRADE

5

<b>GENERAL EDUCATION</b>	<b>(20): 10</b>
Student/Teacher Ratio	(5): 4
Teacher Salary	(5): 2
Per-pupil Expenditure	(5): 2
Graduation Rate	(5): 2

<b>TO TEACH</b>	
<b>SEXUALITY EDUCATION</b>	<b>(30): 0</b>
Sexual Orientation Inclusive	(24): 0
Transgender Inclusive	(6): 0

<b>STATE</b>	
<b>NON-DISCRIMINATION LAW</b>	<b>(20): 0</b>
Sexual Orientation Inclusive	(16): 0
Transgender Inclusive	(4): 0

<b>SEXUALITY EDUCATION</b>	<b>(15): 0</b>
Statewide Requirement to Teach HIV/STD Education	(5): 0
Statewide Requirement to Teach Sexuality Education	(10): 0

<b>LOCAL</b>	
<b>SAFE SCHOOLS POLICIES</b>	<b>(15): 0</b>
Sexual Orientation Inclusive	(12): 0
Transgender Inclusive	(3): 0

<b>SCHOOLS LAW THAT STIGMATIZES LGBT PEOPLE</b>	<b>(-10): 0</b>
-------------------------------------------------	-----------------

**TOTAL: 10**

# CALIFORNIA (CA)

## STATE INFORMATION:

Population:	35,116,033
Governor	Arnold Schwarzenegger (R)
Chief School Official	Superintendent Jack O'Connell (Elected by Non-Partisan Ballot)
Senate:	25 D / 15 R
House:	48 D / 32 R
Education Revenue:	\$43,000,000,000
Federal Funding:	\$3,440,000,000
State Funding:	\$23,700,000,000
Local Funding:	\$12,400,000,000

## STATE PUBLIC SCHOOL INFORMATION:

Number of Students:	6,248,610
Number of Teachers:	304,296
Number of Schools:	8,914
Number of School Districts:	986
Student/Teacher Ratio:	21:1
Average Teacher Salary:	\$53,870
Per-Pupil Expenditure:	\$6,987
High School Graduation Rate:	82.5%
Percentage of Students of Color:	65.2%
Teacher's Unions	California Affiliate—National Education Association ( <a href="http://www.cta.org">http://www.cta.org</a> ) California School Employees Association ( <a href="http://www.csea.com">http://www.csea.com</a> )

## STATE SAFE SCHOOLS LAW:

Type of Law	Yes Education Statute Non-Discrimination
Year Enacted	1999
Categories Included	Sexual Orientation Gender Identity <sup>1</sup>
Type of Schools Covered	Public Schools
Any school receiving public funding; Exemption for religiously affiliated schools	
Explicit Private Right of Action	Yes
Other Specific Requirements	Complaints filed through Uniform Complaint Procedure

## OTHER RELEVANT STATE LAWS:

Non-Discrimination	Yes
■ Sexual Orientation Inclusive	Yes
■ Gender Identity Inclusive	Yes
DP Benefits	Yes
DP Registry	Yes

Anti-Marriage Law	Passed 2000
Hate Crimes	Yes
■ Sexual Orientation Inclusive	Yes
■ Gender Identity Inclusive	Yes
Other:	
Minimum Age at which a minor may receive STD testing and treatment:	12
HIV is explicitly included in policy	Yes, but it does not include consent to treatment for HIV
Physician may inform parents (but is not required to do so)	No
Promotion of monogamous heterosexual marriage	
CA Education Code 51553(b)(6)	

### SEXUALITY AND HIV/AIDS EDUCATION:

HIV/STD	Mandated to teach
■ Abstinence	Must be stressed
■ Contraception	Must be covered
Sexuality	Local determination
■ Abstinence	Must be covered
■ Contraception	Must be covered
Parent Opt-Out	Yes
Parent Consent	Localities may require parental consent for HIV/STD education, but not for sexuality education.

### DISTRICT POLICY INFORMATION:

District Name	# of students	Safe School Policy	Sexual Orientation Inclusive	Gender Identity Inclusive
Los Angeles Unified	703,402	Y	Y	Y
San Diego Unified	139,745	Y	Y	N

### STUDENT ACTIVITY:

Number of Groups:	328
Day of Silence	Yes
■ Number of Schools with Participants:	191

<sup>1</sup> The statute defines "gender" to mean "the victim's actual sex or the defendant's perception of the victim's sex, and includes the defendant's perception of the victim's identity, appearance, or behavior, whether or not that identity, appearance, behavior is different from that traditionally associated with the victim's sex at birth." California Penal Code § 422.76.

## GRADE

# B

<b>GENERAL EDUCATION</b>	<b>(20): 12</b>
Student/Teacher Ratio	(5): 1
Teacher Salary	(5): 5
Per-pupil Expenditure	(5): 4
Graduation Rate	(5): 2

<b>TO TEACH SEXUALITY EDUCATION</b>	<b>(30): 30</b>
Sexual Orientation	(24): 24
Transgender Inclusive	(6): 6

<b>STATE NON-DISCRIMINATION LAW</b>	<b>(20): 20</b>
Sexual Orientation	(16): 16
Transgender Inclusive	(4): 4

<b>SEXUALITY EDUCATION</b>	<b>(15): 5</b>
Statewide Requirement to Teach HIV/STD Education	(5): 5
Statewide Requirement to Teach Sexuality Education	(10): 0

<b>LOCAL SAFE SCHOOLS POLICIES</b>	<b>(15): 12</b>
Sexual Orientation Inclusive	(12): 0
Transgender Inclusive	(3): 1.5

<b>SCHOOLS LAW THAT STIGMATIZES LGBT PEOPLE</b>	<b>(-10): 0</b>
-------------------------------------------------	-----------------

**TOTAL: 80.5**

# COLORADO (CO)

## STATE INFORMATION:

Population:	4,506,542
Governor	Bill Owens (R)
Chief School Official	Commissioner of Education William J. Moloney (Appointed by the State Board of Education)
Senate:	18 R / 17 D
House:	37 R / 28 D
Education Revenue:	\$4,600,000,000
Federal Funding:	\$242,000,000
State Funding:	\$2,000,000,000
Local Funding:	\$2,260,000,000

## STATE PUBLIC SCHOOL INFORMATION:

Number of Students:	742,145
Number of Teachers:	44,182
Number of Schools:	1,630
Number of School Districts:	178
Student/Teacher Ratio:	17:1
Average Teacher Salary:	\$40,222
Per-Pupil Expenditure:	\$6,567
High School Graduation Rate:	81.6%
Percentage of Students of Color:	32.9%
Teacher's Unions	Colorado Affiliate—National Education Association ( <a href="http://www.coloradoea.org">http://www.coloradoea.org</a> )

**STATE SAFE SCHOOLS LAW:** No (Anti-bullying law with no categories of protection)

## OTHER RELEVANT STATE LAWS:

Non-Discrimination	Yes
■ Sexual Orientation Inclusive	No (sexual orientation discrimination is prohibited in public employment)
■ Gender Identity Inclusive	No
DP Benefits	No
DP Registry	No
Anti-Marriage Law	Passed in 2000
Hate Crimes	Yes
■ Sexual Orientation Inclusive	No
■ Gender Identity Inclusive	No
Minimum Age at which a minor may receive STD testing and treatment	None
HIV is explicitly included in policy	Yes
Physician may inform parents (but is not required to do so)	No



## SEXUALITY AND HIV/AIDS EDUCATION:

HIV/STD	Local determination
■ Abstinence	Local control
■ Contraception	Local control

Sexuality	Local determination
■ Abstinence	Local control
■ Contraception	Local control

Parent Opt-Out	No
Parent Consent	No

## DISTRICT POLICY INFORMATION:

District Name	# of students	Safe School Policy	Sexual Orientation Inclusive	Gender Identity Inclusive
Jefferson County R-1	88,460	Yes	Yes	No
Denver County	72,361	Yes	Yes	Yes
Cherry Creek	44,228	Yes	Yes	No
Douglas County RE 1	38,054	No		
Colorado Springs 11	32,808	No		

## STUDENT ACTIVITY:

Number of Groups:	63
Day of Silence	Yes
■ Number of Schools with Participants:	30

## GRADE

5

<b>GENERAL EDUCATION</b>	<b>(20): 10</b>
Student/Teacher Ratio	(5): 2
Teacher Salary	(5): 4
Per-pupil Expenditure	(5): 2
Graduation Rate	(5): 2

<b>TO TEACH</b>	
<b>SEXUALITY EDUCATION</b>	<b>(30): 0</b>
Sexual Orientation Inclusive	(24): 0
Transgender Inclusive	(6): 0

<b>STATE</b>	
<b>NON-DISCRIMINATION LAW</b>	<b>(20): 0</b>
Sexual Orientation Inclusive	(16): 0
Transgender Inclusive	(4): 0

<b>SEXUALITY EDUCATION</b>	<b>(15): 0</b>
Statewide Requirement to Teach HIV/STD Education	(5): 0
Statewide Requirement to Teach Sexuality Education	(10): 0

<b>LOCAL</b>	
<b>SAFE SCHOOLS POLICIES</b>	<b>(15): 13.5</b>
Sexual Orientation Inclusive	(12): 12
Transgender Inclusive	(3): 1.5

<b>SCHOOLS LAW THAT STIGMATIZES LGBT PEOPLE</b>	<b>(-10): 0</b>
-------------------------------------------------	-----------------

**TOTAL: 23.5**

# CONNECTICUT (CT)

## STATE INFORMATION:

Population:	3,460,503
Governor	John G. Rowland (R)
Chief School Official	Education Commissioner Dr. Betty J. Sternberg (Appointed by the State Board of Education)
Senate:	21 D / 15 R
House:	94 D / 57 R
Education Revenue:	\$6,000,000,000
Federal Funding:	\$223,000,000
State Funding:	\$2,180,000,000
Local Funding:	\$3,050,000,000

## STATE PUBLIC SCHOOL INFORMATION:

Number of Students:	570,228
Number of Teachers:	41,773
Number of Schools:	1,073
Number of School Districts:	166
Student/Teacher Ratio:	14:1
Average Teacher Salary:	\$54,300
Per-Pupil Expenditure:	\$10,127
High School Graduation Rate:	91.7%
Percentage of Students of Color:	30.5%
Teacher's Unions	Connecticut Affiliante—National Education Association ( <a href="http://www.cea.org">http://www.cea.org</a> ) Connecticut State Vocational Federation of Teachers, Local 4200A— American Federation of Teachers Affiliate ( <a href="http://www.svft.org/">http://www.svft.org/</a> )

## STATE SAFE SCHOOLS LAW:

Type of Law	Yes Education Statute Non-Discrimination
Year Enacted	1997
Categories Included	Sexual Orientation
Type of Schools Covered	Public Schools; Private Schools Higher Education; Exemption for Religious Affiliated Schools
Explicit Private Right of Action	No
Other Specific Requirements	Each school district must develop and enforce student and staff behavior and disciplinary policies

## OTHER RELEVANT STATE LAWS:

Non-Discrimination	Yes
■ Sexual Orientation Inclusive	Yes
■ Gender Identity Inclusive	No
DP Benefits	Yes (for state employees)
DP Registry	No

Anti-Marriage Law	No
Hate Crimes	Yes
■ Sexual Orientation Inclusive	Yes
■ Gender Identity Inclusive	No
Minimum Age at which a minor may receive STD testing and treatment	None
HIV is explicitly included in policy	Yes
Physician may inform parents (but is not required to do so)	No

### SEXUALITY AND HIV/AIDS EDUCATION:

HIV/STD	Mandated to teach HIV, not STD
■ Abstinence	Local control
■ Contraception	Local control
Sexuality	Local determination
■ Abstinence	Must be covered
■ Contraception	Local control
Parent Opt-Out	Yes
Parent Consent	No

### DISTRICT POLICY INFORMATION:

District Name	# of students	Safe School Policy	Sexual Orientation Inclusive	Gender Identity Inclusive
Bridgeport School District	22,796	Yes	Yes	No
Hartford School District	22,276	Yes	Yes	No
New Haven School District	20,200	Yes	Yes	No
Waterbury School District	16,762	Yes	Yes	No
Stamford School District	15,053	Yes	Yes	No

### STUDENT ACTIVITY:

Number of Groups:	110
Day of Silence	Yes
■ Number of Schools with Participants:	57

## GRADE

# C

<b>GENERAL EDUCATION</b>	<b>(20): 18</b>
Student/Teacher Ratio	(5): 4
Teacher Salary	(5): 5
Per-pupil Expenditure	(5): 5
Graduation Rate	(5): 4

<b>TO TEACH</b>	
<b>SEXUALITY EDUCATION</b>	<b>(30): 24</b>
Sexual Orientation Inclusive	(24): 24
Transgender Inclusive	(6): 0

<b>STATE</b>	
<b>NON-DISCRIMINATION LAW</b>	<b>(20): 16</b>
Sexual Orientation Inclusive	(16): 16
Transgender Inclusive	(4): 4

<b>SEXUALITY EDUCATION</b>	<b>(15): 5</b>
Statewide Requirement to Teach HIV/STD Education	(5): 5
Statewide Requirement to Teach Sexuality Education	(10): 0

<b>LOCAL</b>	
<b>SAFE SCHOOLS POLICIES</b>	<b>(15): 12</b>
Sexual Orientation Inclusive	(12): 12
Transgender Inclusive	(3): 0

<b>SCHOOLS LAW THAT STIGMATIZES LGBT PEOPLE</b>	<b>(-10): 0</b>
<b>TOTAL:</b>	<b>75</b>

# DISTRICT OF COLUMBIA (DC)

## STATE INFORMATION:

Population:	570,898
Mayor:	Anthony A. Williams (D)
Chief School Official	Superintendent Elfreda W. Massie (Appointed by the District Board of Education)
City Council:	11 D / 2 R
Education Revenue:	\$754,000,000
Federal Funding:	\$125,000,000
Local Funding:	\$632,000,000

## STATE PUBLIC SCHOOL INFORMATION:

Number of Students:	75,392
Number of Teachers:	4,951
Number of Schools:	198
Number of Districts:	1
Student/Teacher Ratio:	14:1
Average Teacher Salary:	\$47,049
Per-Pupil Expenditure:	\$12,046
High School Graduation Rate:	88%
Percentage of Students of Color:	95.9%
Teacher's Unions	Washington Teacher's Union/AFT ( <a href="http://www.wtulocal6.org">http://www.wtulocal6.org</a> )

<b>STATE SAFE SCHOOLS LAW:</b>	Yes
State	DISTRICT OF COLUMBIA
Type of Law	Education Statute Non-Discrimination
Year Enacted	1973
Categories Included	Sexual Orientation
Type of Schools Covered	Public Schools; Private Schools; Higher Education; Schools Associated with Religious Institutions Exempted
Explicit Private Right of Action	Yes
Other Specific Requirements	None

## OTHER RELEVANT STATE LAWS:

Non-Discrimination	Yes
■ Sexual Orientation Inclusive	Yes
■ Gender Identity Inclusive	Yes
DP Benefits (employees)	Yes (for district government employees)
DP Registry	Yes
Anti-Marriage Law	No
Hate Crimes	Yes
■ Sexual Orientation Inclusive	Yes
■ Gender Identity Inclusive	Yes
Other:	
Minimum Age at which a minor may receive STD testing and treatment	None
HIV is explicitly included in policy	No
Physician may inform parents (but is not required to do so)	No

Sexuality education required to include information on a variety of subjects including, homosexuality and a discussion of decisions about parenting and sexuality  
DC Municipal Reg., Title 5, Sec. 2305.1

## SEXUALITY AND HIV/AIDS EDUCATION:

HIV/STD	Mandated to teach
■ Abstinence	Local Control
■ Contraception	Local Control
Sexuality	Mandated to teach
■ Abstinence	Local Control
■ Contraception	Must be covered
Parent Opt-Out	Yes
Parent Consent	No

## STUDENT ACTIVITY:

Number of Groups:	1
Day of Silence	Yes
■ Number of Schools with Participants:	1

## GRADE

# B

### DISTRICT OF COLUMBIA SCORE

<b>GENERAL EDUCATION</b>	<b>(20): 18</b>
Student/Teacher Ratio	(5): 4
Teacher Salary	(5): 4
Per-pupil Expenditure	(5): 5
Graduation Rate	(5): 4

<b>TO TEACH SEXUALITY EDUCATION</b>	<b>(30): 24</b>
Sexual Orientation Inclusive	(24): 24
Transgender Inclusive	(6): 0

<b>STATE NON-DISCRIMINATION LAW</b>	<b>(20): 20</b>
Sexual Orientation Inclusive	(16): 16
Transgender Inclusive	(4): 4

<b>SEXUALITY EDUCATION</b>	<b>(15): 15</b>
Statewide Requirement to Teach HIV/STD Education	(5): 5
Statewide Requirement to Teach Sexuality Education	(10): 10

<b>LOCAL SAFE SCHOOLS POLICIES</b>	<b>(15): 12</b>
Sexual Orientation Inclusive	(12): 12
Transgender Inclusive	(3): 0

<b>SCHOOLS LAW THAT STIGMATIZES LGBT PEOPLE</b>	<b>(-10): 0</b>
-------------------------------------------------	-----------------

**TOTAL: 89**

# DELAWARE (DE)

## STATE INFORMATION:

Population:	807,385
Governor	Ruth Ann Minner (D)
Chief School Official	Secretary of Education Valerie A. Woodruff (Appointed by the Governor)
Senate:	13 D / 8 R
House:	29 R / 12 D
Education Revenue:	\$1,100,000,000
Federal Funding:	\$71,416,000
State Funding:	\$617,000,000
Local Funding:	\$257,000,000

## STATE PUBLIC SCHOOL INFORMATION:

Number of Students:	115,555
Number of Teachers:	7,571
Number of Schools:	197
Number of School Districts:	19
Student/Teacher Ratio:	15:1
Average Teacher Salary:	\$48,363
Per-Pupil Expenditure:	\$8,958
High School Graduation Rate:	91%
Percentage of Students of Color:	40.4%
Teacher's Unions	Delaware Affiliate—National Education Association ( <a href="http://www.dsea.org">http://www.dsea.org</a> )

## STATE SAFE SCHOOLS LAW: No

## OTHER RELEVANT STATE LAWS:

Non-Discrimination	Yes
■ Sexual Orientation Inclusive	No (State employees are covered under a 2001 Executive Order)
■ Gender Identity Inclusive	No
DP Benefits	No
DP Registry	No
Anti-Marriage Law	Passed 1996
Hate Crimes	Yes
■ Sexual Orientation Inclusive	Yes
■ Gender Identity Inclusive	No
Minimum Age at which a minor may receive STD testing and treatment:	12
HIV is explicitly included in policy	Yes
Physician may inform parents (but is not required to do so)	Yes

## SEXUALITY AND HIV/AIDS EDUCATION:

HIV/STD	Mandated to teach
■ Abstinence	Must be covered
■ Contraception	Must be covered

Sexuality	Mandated to teach
■ Abstinence	Must be covered
■ Contraception	Must be covered

Parent Opt-Out	No
Parent Consent	No

## DISTRICT POLICY INFORMATION:

District Name	# of students	Safe School Policy	Sexual Orientation Inclusive	Gender Identity Inclusive
Christina School District	19,755	No		
Red Clay Consolidated School District	15,777	No		
Brandywine School District	10,557	No		
Colonial School District	10,440	No		

## STUDENT ACTIVITY:

Number of Groups:	4
Day of Silence	Yes
■ Number of Schools with Participants:	6

## GRADE



<b>GENERAL EDUCATION</b>	<b>(20): 16</b>
Student/Teacher Ratio	(5): 3
Teacher Salary	(5): 4
Per-pupil Expenditure	(5): 5
Graduation Rate	(5): 4

<b>TO TEACH</b>	
<b>SEXUALITY EDUCATION</b>	<b>(30): 0</b>
Sexual Orientation Inclusive	(24): 0
Transgender Inclusive	(6): 0

<b>STATE</b>	
<b>NON-DISCRIMINATION LAW</b>	<b>(20): 0</b>
Sexual Orientation Inclusive	(16): 0
Transgender Inclusive	(4): 0

<b>SEXUALITY EDUCATION</b>	<b>(15): 15</b>
Statewide Requirement to Teach HIV/STD Education	(5): 5
Statewide Requirement to Teach Sexuality Education	(10): 10

<b>LOCAL</b>	
<b>SAFE SCHOOLS POLICIES</b>	<b>(15): 0</b>
Sexual Orientation Inclusive	(12): 0
Transgender Inclusive	(3): 0

<b>SCHOOLS LAW THAT STIGMATIZES LGBT PEOPLE</b>	<b>(-10): 0</b>
-------------------------------------------------	-----------------

**TOTAL: 31**



# FLORIDA (FL)

## STATE INFORMATION:

Population:	16,713,149
Governor	Jeb Bush (R)
Chief School Official	Education Commissioner Jim Horne (Elected statewide)
Senate:	26 R / 14 D
House:	81 R / 39 D
Education Revenue:	\$15,600,000,000
Federal Funding:	\$1,300,000,000
State Funding:	\$8,280,000,000
Local Funding:	\$6,310,000,000

## STATE PUBLIC SCHOOL INFORMATION:

Number of Students:	2,500,478
Number of Teachers:	134,684
Number of Schools:	3,314
Number of School Districts:	67
Student/Teacher Ratio:	19:1
Average Teacher Salary:	\$38,719
Per-Pupil Expenditure:	\$6,170
High School Graduation Rate:	84.6%
Percentage of Students of Color:	47.1%
Teacher's Unions	Florida Affiliate—National Education Association ( <a href="http://www.feaweb.org">http://www.feaweb.org</a> )

**STATE SAFE SCHOOLS LAW:** No (state ethical code for teachers prohibits discrimination based on sexual orientation)

## OTHER RELEVANT STATE LAWS:

Non-Discrimination	Yes
■ Sexual Orientation Inclusive	No
■ Gender Identity Inclusive	No
DP Benefits	No
DP Registry	No
Anti-Marriage Law	Passed 1997
Hate Crimes	Yes
■ Sexual Orientation Inclusive	Yes
■ Gender Identity Inclusive	No

Other:

Minimum Age at which a minor may receive STD testing and treatment	None
HIV is explicitly included in policy	Yes
Physician may inform parents (but is not required to do so)	No

Promotion of Monogamous heterosexual marriage  
FL Code Sec.233.0672(2)(a)

## SEXUALITY AND HIV/AIDS EDUCATION:

HIV/STD	Mandated to teach
■ Abstinence	Local Control
■ Contraception	Local Control
Sexuality	Mandated to teach
■ Abstinence (marriage)	Must be Covered (specifically abstinence until marriage)
■ Contraception	Local Control
Parent Opt-Out	Yes
Parent Consent	No

## DISTRICT POLICY INFORMATION:

District Name	# of students	Safe School Policy	Sexual Orientation Inclusive	Gender Identity Inclusive
Dade County School District	375,836	Yes	Yes	No
Broward County School District	262,055	Yes	Yes	No
Hillsborough County School District	169,789	No		
Palm Beach County School District	160,223	Yes	Yes	No
Orange County School District	157,433	No		

## STUDENT ACTIVITY:

Number of Groups:	65
Day of Silence	Yes
■ Number of Schools with Participants:	80

## GRADE



<b>GENERAL EDUCATION</b>	<b>(20): 7</b>
Student/Teacher Ratio	(5): 1
Teacher Salary	(5): 2
Per-pupil Expenditure	(5): 2
Graduation Rate	(5): 2
<b>TO TEACH</b>	
<b>SEXUALITY EDUCATION</b>	<b>(30): 0</b>
Sexual Orientation Inclusive	(24): 0
Transgender Inclusive	(6): 0
<b>STATE</b>	
<b>NON-DISCRIMINATION LAW</b>	<b>(20): 0</b>
Sexual Orientation Inclusive	(16): 0
Transgender Inclusive	(4): 0
<b>SEXUALITY EDUCATION</b>	<b>(15): 15</b>
Statewide Requirement to Teach HIV/STD Education	(5): 5
Statewide Requirement to Teach Sexuality Education	(10): 10
<b>LOCAL</b>	
<b>SAFE SCHOOLS POLICIES</b>	<b>(15): 12</b>
Sexual Orientation Inclusive	(12): 12
Transgender Inclusive	(3): 0
<b>SCHOOLS LAW THAT STIGMATIZES LGBT PEOPLE</b>	<b>(-10): 0</b>
<b>TOTAL:</b>	<b>34</b>

# GEORGIA (GA)

## STATE INFORMATION:

Population:	8,560,310
Governor	Sonny Perdue (R)
Chief School Official	Superintendent of Education Kathy Cox (Elected Statewide)
Senate:	30 R / 26 D
House:	106 D / 73 R / 1 I
Education Revenue:	\$11,200,000,000

Federal Funding:	\$690,000,000
State Funding:	\$5,040,000,000
Local Funding:	\$4,360,000,000

## STATE PUBLIC SCHOOL INFORMATION:

Number of Students:	1,470,634
Number of Teachers:	92,732
Number of Schools:	1,969
Number of School Districts:	180

Student/Teacher Ratio:	16:1
Average Teacher Salary:	\$44,073
Per-Pupil Expenditure:	\$6,929
High School Graduation Rate:	83.5%
Percentage of Students of Color:	46.1%
Teacher's Unions	Georgia Affiliate—National Education Association ( <a href="http://www.gae.org">http://www.gae.org</a> ) Professional Association of Georgia Educators ( <a href="http://www.pageinc.org">http://www.pageinc.org</a> ) Georgia Teachers Organization ( <a href="http://www.gateachers.org">http://www.gateachers.org</a> )

**STATE SAFE SCHOOLS LAW:** No (Anti-bullying law with no categories of protection)

## OTHER RELEVANT STATE LAWS:

Non-Discrimination	Yes
■ Sexual Orientation Inclusive	No
■ Gender Identity Inclusive	No

DP Benefits	No
DP Registry	No

Anti-Marriage Law	Passed in 1996
Hate Crimes	Yes
■ Sexual Orientation Inclusive	No
■ Gender Identity Inclusive	No

Minimum Age at which a minor may receive STD testing and treatment	None
HIV is explicitly included in policy	Yes
Physician may inform parents (but is not required to do so)	Yes

## SEXUALITY AND HIV/AIDS EDUCATION:

HIV/STD	Mandated to Teach
■ Abstinence	Must be Covered (specifically abstinence until marriage)
■ Contraception	Local Control (specifically authorizes localities to teach)

Sexuality	Mandated to Teach
■ Abstinence	Must be Covered (specifically abstinence until marriage)
■ Contraception	Local Control (specifically authorizes localities to teach)

Parent Opt-Out	Yes
Parent Consent	No

## DISTRICT POLICY INFORMATION:

District Name	# of students	Safe School Policy	Sexual Orientation Inclusive	Gender Identity Inclusive
Gwinnett County	116,339	No		
Cobb County	98,338	No		
Dekalb County	97,501	Yes	Yes	No
Fulton County	69,841	No		

## STUDENT ACTIVITY:

Number of Groups:	22
Day of Silence	Yes
■ Number of Schools with Participants:	19

## GRADE

F

<b>GENERAL EDUCATION</b>	<b>(20): 10</b>
Student/Teacher Ratio	(5): 2
Teacher Salary	(5): 4
Per-pupil Expenditure	(5): 2
Graduation Rate	(5): 2

<b>STATE SAFE SCHOOLS LAW</b>	<b>(30): 0</b>
Sexual Orientation Inclusive	(24): 0
Transgender Inclusive	(6): 0

<b>STATE NON-DISCRIMINATION LAW</b>	<b>(20): 0</b>
Sexual Orientation Inclusive	(16): 0
Transgender Inclusive	(4): 0

<b>SEXUALITY EDUCATION</b>	<b>(15): 15</b>
Statewide Requirement to Teach HIV/STD Education	(5): 5
Statewide Requirement to Teach Sexuality Education	(10): 10

<b>LOCAL SAFE SCHOOLS POLICIES</b>	<b>(15): 0</b>
Sexual Orientation Inclusive	(12): 0
Transgender Inclusive	(3): 0

<b>SCHOOLS LAW THAT STIGMATIZES LGBT PEOPLE</b>	<b>(-10): 0</b>
-------------------------------------------------	-----------------

**TOTAL: 25**

# HAWAII (HI)

## STATE INFORMATION:

Population:	1,244,898
Governor	Linda Lingle (R)
Chief School Official	Superintendent of Education Patricia Hamamoto (Appointed by State Board of Education)
Senate:	20 D / 5 R
House:	36 D / 15 R
Education Revenue:	\$1,300,000,000
Federal Funding:	\$131,000,000
State Funding:	\$1,170,000,000
Local Funding:	\$7,211,000

## STATE PUBLIC SCHOOL INFORMATION:

Number of Students:	184,546
Number of Teachers:	11,007
Number of Schools:	279
Number of School Districts:	1
Student/Teacher Ratio:	17:1
Average Teacher Salary:	\$41,951
Per-Pupil Expenditure:	\$6,596
High School Graduation Rate:	91.8%
Percentage of Students of Color:	79.7%
Teacher's Unions	Hawaii Affiliate—National Education Association ( <a href="http://www.hsta.org">http://www.hsta.org</a> )

**STATE SAFE SCHOOLS LAW:** No (Department of Education non-discrimination policy includes sexual orientation)

## OTHER RELEVANT STATE LAWS:

Non-Discrimination	Yes
■ Sexual Orientation Inclusive	Yes
■ Gender Identity Inclusive	No
DP Benefits	No
DP Registry	No
Anti-Marriage Law	Passed 1998
Hate Crimes	Yes
■ Sexual Orientation Inclusive	Yes
■ Gender Identity Inclusive	Yes

Minimum Age at which a minor may receive STD testing and treatment:	14
HIV is explicitly included in policy	No
Physician may inform parents (but is not required to do so)	Yes

## SEXUALITY AND HIV/AIDS EDUCATION:

HIV/STD  
 ■ Abstinence      Mandated to Teach  
 ■ Contraception      Must be Stressed  
                                  Must be Covered

Sexuality  
 ■ Abstinence      Mandated to Teach  
 ■ Contraception      Must be Stressed  
                                  Must be Covered

Parent Opt-Out      No  
 Parent Consent      No

## STUDENT ACTIVITY:

Number of Groups:      2  
 Day of Silence      Yes  
   ■ Number of Schools with Participants:      1

## GRADE

# F

<b>GENERAL EDUCATION</b>	<b>(20): 12</b>
Student/Teacher Ratio	(5): 2
Teacher Salary	(5): 4
Per-pupil Expenditure	(5): 2
Graduation Rate	(5): 4
<b>STATE SAFE SCHOOLS LAW</b>	<b>(30): 0</b>
Sexual Orientation Inclusive	(24): 0
Transgender Inclusive	(6): 0
<b>STATE NON-DISCRIMINATION LAW</b>	<b>(20): 16</b>
Sexual Orientation Inclusive	(16): 16
Transgender Inclusive	(4): 0
<b>SEXUALITY EDUCATION</b>	<b>(15): 15</b>
Statewide Requirement to Teach HIV/STD Education	(5): 5
Statewide Requirement to Teach Sexuality Education	(10): 10
<b>LOCAL SAFE SCHOOLS POLICIES</b>	<b>(15): 0</b>
Sexual Orientation Inclusive	(12): 0
Transgender Inclusive	(3): 0
<b>SCHOOLS LAW THAT STIGMATIZES LGBT PEOPLE</b>	<b>(-10): 0</b>
<b>TOTAL:</b>	<b>43</b>

# IDAHO (ID)

## STATE INFORMATION:

Population:	1,341,131
Governor	Dirk Kempthorne
Chief School Official	Superintendent of Public Instruction Marilyn Howard (Non-Partisan Ballot)
Senate:	28 R / 7 D
House:	54 R / 16 D
Education Revenue:	\$1,400,000,000
Federal Funding:	\$100,000,000
State Funding:	\$874,000,000
Local Funding:	\$422,000,000

## STATE PUBLIC SCHOOL INFORMATION:

Number of Students:	246,521
Number of Teachers:	13,854
Number of Schools:	654
Number of School Districts:	114
Student/Teacher Ratio:	18:1
Average Teacher Salary:	\$37,482
Per-Pupil Expenditure:	\$5,725
High School Graduation Rate:	86.4%
Percentage of Students of Color:	13.8%
Teacher's Unions	Idaho Affiliate—National Education Association ( <a href="http://www.idahoea.org">http://www.idahoea.org</a> )

## STATE SAFE SCHOOLS LAW: No

## OTHER RELEVANT STATE LAWS:

Non-Discrimination	Yes
■ Sexual Orientation Inclusive	No
■ Gender Identity Inclusive	No
DP Benefits	No
DP Registry	No
Anti-Marriage Law	Passed in 1996
Hate Crimes	Yes
■ Sexual Orientation Inclusive	No
■ Gender Identity Inclusive	No
Minimum Age at which a minor may receive STD testing and treatment:	14
HIV is explicitly included in policy	Yes
Physician may inform parents (but is not required to do so)	No

## SEXUALITY AND HIV/AIDS EDUCATION:

HIV/STD	Local determination
■ Abstinence	Local Control
■ Contraception	Local Control
Sexuality	Local determination
■ Abstinence	Local Control
■ Contraception	Local Control
Parent Opt-Out	Yes
Parent Consent	No

## DISTRICT POLICY INFORMATION:

District Name	# of students	Safe School Policy	Sexual Orientation Inclusive	Gender Identity Inclusive
Boise City Independent School District 1	26,778	No		
Meridian Joint School District 2	25,226	No		
Pocatello School District 25	12,370	No		
Nampa School District 131	12,115	No		
Idaho Falls School District 91	10,648	Yes	Yes	No

## STUDENT ACTIVITY:

Number of Groups:	4
Day of Silence	Yes
■ Number of Schools with Participants:	3

## GRADE

F

<b>GENERAL EDUCATION</b>	<b>(20): 8</b>
Student/Teacher Ratio	(5): 2
Teacher Salary	(5): 2
Per-pupil Expenditure	(5): 2
Graduation Rate	(5): 2
<b>STATE SAFE SCHOOLS LAW</b>	<b>(30): 0</b>
Sexual Orientation Inclusive	(24): 0
Transgender Inclusive	(6): 0
<b>STATE NON-DISCRIMINATION LAW</b>	<b>(20): 0</b>
Sexual Orientation Inclusive	(16): 0
Transgender Inclusive	(4): 0
<b>SEXUALITY EDUCATION</b>	<b>(15): 0</b>
Statewide Requirement to Teach HIV/STD Education	(5): 0
Statewide Requirement to Teach Sexuality Education	(10): 0
<b>LOCAL SAFE SCHOOLS POLICIES</b>	<b>(15): 0</b>
Sexual Orientation Inclusive	(12): 0
Transgender Inclusive	(3): 0
<b>SCHOOLS LAW THAT STIGMATIZES LGBT PEOPLE</b>	<b>(-10): 0</b>
<b>TOTAL:</b>	<b>8</b>



# ILLINOIS (IL)

## STATE INFORMATION:

Population:	12,600,620
Governor	Rod R. Blagojevich (D)
Chief School Official	Education Superintendent Robert Schiller (Appointed by the State Board of Education)
Senate:	33 D / 26 R / 1 I
House:	66 D / 52 R
Education Revenue:	\$15,700,000,000
Federal Funding:	\$1,100,000,000
State Funding:	\$4,610,000,000
Local Funding:	\$9,290,000,000

## STATE PUBLIC SCHOOL INFORMATION:

Number of Students:	2,0713,91
Number of Teachers:	129,600
Number of Schools:	4,292
Number of School Districts:	893
Student/Teacher Ratio:	16:1
Average Teacher Salary:	\$50,000
Per-Pupil Expenditure:	\$7,643
High School Graduation Rate:	87.1%
Percentage of Students of Color:	40.7%
Teacher's Unions	Illinois Federation of Teachers ( <a href="http://www.ift-aft.org">http://www.ift-aft.org</a> ) Illinois Affiliate—National Education Association ( <a href="http://www.ieanea.org">http://www.ieanea.org</a> )

**STATE SAFE SCHOOLS LAW:** No (Anti-bullying law with no categories of protection)

## OTHER RELEVANT STATE LAWS:

Non-Discrimination	Yes
■ Sexual Orientation Inclusive	No (state employees are covered under a 1996 Administrative Order)
■ Gender Identity Inclusive	No
DP Benefits	No
DP Registry	No
Anti-Marriage Law	Passed in 1996
Hate Crimes	Yes
■ Sexual Orientation Inclusive	Yes
■ Gender Identity Inclusive	No
Other:	
Minimum Age at which a minor may receive STD testing and treatment:	12
HIV is explicitly included in policy	Yes
Physician may inform parents (but is not required to do so)	Yes

## SEXUALITY AND HIV/AIDS EDUCATION:

HIV/STD	Mandated to teach HIV, not STD
■ Abstinence	Must be Covered
■ Contraception	Local Control
Sexuality	Mandated to teach
■ Abstinence	Must be Stressed
■ Contraception	Must be Covered
Parent Opt-Out	Yes
Parent Consent	No

## DISTRICT POLICY INFORMATION:

District Name	# of students	Safe School Policy	Sexual Orientation Inclusive	Gender Identity Inclusive
City of Chicago District 299	437,418	Yes	Yes	No
School District 46	37,998	No		
Rockford School District 205	27,691	No		
Indian Praire Community Unit School District 204	24,347	Yes	Yes	No
Naperville Community Unit District 203	18,961	No		

## STUDENT ACTIVITY:

Number of Groups:	84
Day of Silence	Yes
■ Number of Schools with Participants:	67

## GRADE

F

<b>GENERAL EDUCATION</b>	<b>(20): 13</b>
Student/Teacher Ratio	(5): 2
Teacher Salary	(5): 5
Per-pupil Expenditure	(5): 4
Graduation Rate	(5): 2
<b>STATE SAFE SCHOOLS LAW</b>	<b>(30): 0</b>
Sexual Orientation Inclusive	(24): 0
Transgender Inclusive	(6): 0
<b>STATE NON-DISCRIMINATION LAW</b>	<b>(20): 0</b>
Sexual Orientation Inclusive	(16): 0
Transgender Inclusive	(4): 0
<b>SEXUALITY EDUCATION</b>	<b>(15): 15</b>
Statewide Requirement to Teach HIV/STD Education	(5): 5
Statewide Requirement to Teach Sexuality Education	(10): 10
<b>LOCAL SAFE SCHOOLS POLICIES</b>	<b>(15): 6</b>
Sexual Orientation Inclusive	(12): 6
Transgender Inclusive	(3): 0
<b>SCHOOLS LAW THAT STIGMATIZES LGBT PEOPLE</b>	<b>(-10): 0</b>
<b>TOTAL:</b>	<b>34</b>

# INDIANA (IN)

## STATE INFORMATION:

Population:	6,159,068
Governor	Joseph E. Kernan (D)
Chief School Official	Superintendent of Public Instruction Suellen K. Reed (Elected by Partisan Ballot)
Senate:	32 R / 18 D
House:	51 D / 49 R
Education Revenue:	\$8,000,000,000
Federal Funding:	\$398,810,000
State Funding:	\$4,190,124,000
Local Funding:	\$3,164,882,000

## STATE PUBLIC SCHOOL INFORMATION:

Number of Students:	996,133
Number of Teachers:	59,658
Number of Schools:	1,891
Number of School Districts:	294
Student/Teacher Ratio:	17:1
Average Teacher Salary:	\$44,195
Per-Pupil Expenditure:	\$7,630
High School Graduation Rate:	89.4%
Percentage of Students of Color:	16.9%
Teacher's Unions	Indiana Affiliate—National Education Association ( <a href="http://www.ista-in.org">http://www.ista-in.org</a> )

## STATE SAFE SCHOOLS LAW: No

## OTHER RELEVANT STATE LAWS:

Non-Discrimination	Yes
■ Sexual Orientation Inclusive	No (state employees are covered under a 2001 Governor's Policy Statement)
■ Gender Identity Inclusive	No
DP Benefits	No
DP Registry	No
Anti-Marriage Law	Passed in 1997
Hate Crimes	No
Other:	
Minimum Age at which a minor may receive STD testing and treatment	None
HIV is explicitly included in policy	No
Physician may inform parents (but is not required to do so)	No
Promotion of monogamous heterosexual marriage	
IN Code Sec.20-10.1-4-11(3)	

## SEXUALITY AND HIV/AIDS EDUCATION:

HIV/STD	Mandated to teach HIV, not STD
■ Abstinence	Must be Stressed
(specifically abstinence until marriage)	
■ Contraception	Local Control
Sexuality	Local determination
■ Abstinence	Must be Stressed
(specifically abstinence until marriage)	
■ Contraception	Local Control
Parent Opt-Out	No
Parent Consent	No

## DISTRICT POLICY INFORMATION:

District Name	# of students	Safe School Policy	Sexual Orientation Inclusive	Gender Identity Inclusive
Indianapolis Public Schools	41,195	No		
Fort Wayne Community Schools	31,592	No		
Evansville-Vanderburgh School Corporation	22,733	No		
South Bend School Corporation	21,540	No		
Gary Community School Corporation	18,282	No		

## STUDENT ACTIVITY:

Number of Groups:	17
Day of Silence	Yes
■ Number of Schools with Participants:	23

## GRADE

# F

<b>GENERAL EDUCATION</b>	<b>(20): 14</b>
Student/Teacher Ratio	(5): 2
Teacher Salary	(5): 4
Per-pupil Expenditure	(5): 4
Graduation Rate	(5): 4
<b>STATE SAFE SCHOOLS LAW</b>	<b>(30): 0</b>
Sexual Orientation Inclusive	(24): 0
Transgender Inclusive	(6): 0
<b>STATE NON-DISCRIMINATION LAW</b>	<b>(20): 0</b>
Sexual Orientation Inclusive	(16): 0
Transgender Inclusive	(4): 0
<b>SEXUALITY EDUCATION</b>	<b>(15): 5</b>
Statewide Requirement to Teach HIV/STD Education	(5): 5
Statewide Requirement to Teach Sexuality Education	(10): 0
<b>LOCAL SAFE SCHOOLS POLICIES</b>	<b>(15): 0</b>
Sexual Orientation Inclusive	(12): 0
Transgender Inclusive	(3): 0
<b>SCHOOLS LAW THAT STIGMATIZES LGBT PEOPLE</b>	<b>(-10): 0</b>
<b>TOTAL:</b>	<b>19</b>

# IOWA (IA)

## STATE INFORMATION:

Population:	2,936,760
Governor	Tom Vilsack (D)
Chief School Official	Ted Stilwill, Department of Education Director (Appointed by the Governor)
Senate:	29 R / 21 D
House:	54 R / 46 D
Education Revenue:	\$3,500,000,000
Federal Funding:	\$195,628,000
State Funding:	\$1,775,997,000
Local Funding:	\$1,355,452,000

## STATE PUBLIC SCHOOL INFORMATION:

Number of Students:	485,932
Number of Teachers:	34,906
Number of Schools:	1,519
Number of School Districts:	371
Student/Teacher Ratio:	14:1
Average Teacher Salary:	\$38,230
Per-Pupil Expenditure:	\$6,930
High School Graduation Rate:	90.8%
Percentage of Students of Color:	10.3%
Teacher's Unions	Iowa Affiliate—National Education Association ( <a href="http://www.isea.org">http://www.isea.org</a> )

## STATE SAFE SCHOOLS LAW: No

## OTHER RELEVANT STATE LAWS:

Non-Discrimination	Yes
■ Sexual Orientation Inclusive	No
■ Gender Identity Inclusive	No
DP Benefits	Yes (through their union contracts state employees are eligible for health and dental benefits for their domestic partners)
DP Registry	No
Anti-Marriage Law	Passed in 1998
Hate Crimes	Yes
■ Sexual Orientation Inclusive	Yes
■ Gender Identity Inclusive	No
Minimum Age at which a minor may receive STD testing and treatment	None
HIV is explicitly included in policy	Yes
Physician may inform parents (but is not required to do so)	No—a parent must be notified of a positive HIV test result

## SEXUALITY AND HIV/AIDS EDUCATION:

HIV/STD	Mandated to Teach
■ Abstinence	Local Control
■ Contraception	Local Control

Sexuality	Mandated to Teach
■ Abstinence	Local Control
■ Contraception	Local Control

Parent Opt-Out	Yes
Parent Consent	No

## DISTRICT POLICY INFORMATION:

District Name	# of students	Safe School Policy	Sexual Orientation Inclusive	Gender Identity Inclusive
Des Moines Independent Community School District	32,010	Yes	Yes	No
Cedar Rapids Community School District	17,606	Yes	Yes	No
Davenport Community School District	16,527	No		
Sioux City Community School District	13,923	No		
Council Bluffs Community School District	10,653	No		

## STUDENT ACTIVITY:

Number of Groups:	23
Day of Silence	Yes
■ Number of Schools with Participants:	16

## GRADE

F

<b>GENERAL EDUCATION</b>	<b>(20): 12</b>
Student/Teacher Ratio	(5): 4
Teacher Salary	(5): 2
Per-pupil Expenditure	(5): 2
Graduation Rate	(5): 4

<b>STATE SAFE SCHOOLS LAW</b>	<b>(30): 0</b>
Sexual Orientation Inclusive	(24): 0
Transgender Inclusive	(6): 0

<b>STATE NON-DISCRIMINATION LAW</b>	<b>(20): 0</b>
Sexual Orientation Inclusive	(16): 0
Transgender Inclusive	(4): 0

<b>SEXUALITY EDUCATION</b>	<b>(15): 15</b>
Statewide Requirement to Teach HIV/STD Education	(5): 5
Statewide Requirement to Teach Sexuality Education	(10): 10

<b>LOCAL SAFE SCHOOLS POLICIES</b>	<b>(15): 12</b>
Sexual Orientation Inclusive	(12): 12
Transgender Inclusive	(3): 0

<b>SCHOOLS LAW THAT STIGMATIZES LGBT PEOPLE</b>	<b>(-10): 0</b>
-------------------------------------------------	-----------------

**TOTAL: 39**

# KANSAS (KS)

## STATE INFORMATION:

Population:	2,715,884
Governor	Kathleen Sebelius (D)
Chief School Official	Commissioner of Education Andy Tompkins (Appointed by the State Board of Education)
Senate:	30 R / 10 D
House:	80 R / 45 D
Education Revenue:	\$3,200,000,000
Federal Funding:	\$200,698,000
State Funding:	\$2,021,434,000
Local Funding:	\$972,978,000

## STATE PUBLIC SCHOOL INFORMATION:

Number of Students:	470,205
Number of Teachers:	33,084
Number of Schools:	1423
Number of School Districts:	304
Student/Teacher Ratio:	14:1
Average Teacher Salary:	\$36,673
Per-Pupil Expenditure:	\$6,925
High School Graduation Rate:	90.4%
Percentage of Students of Color:	22.2%
Teacher's Unions	Kansas Affiliate—National Education Association ( <a href="http://www.knea.org">http://www.knea.org</a> )

## STATE SAFE SCHOOLS LAW: No

## OTHER RELEVANT STATE LAWS:

Non-Discrimination	Yes
■ Sexual Orientation Inclusive	No
■ Gender Identity Inclusive	No
DP Benefits	No
DP Registry	No
Anti-Marriage Law	Passed in 1996
Hate Crimes	Yes
■ Sexual Orientation Inclusive	Yes
■ Gender Identity Inclusive	No
Minimum Age at which a minor may receive STD testing and treatment	None
HIV is explicitly included in policy	No
Physician may inform parents (but is not required to do so)	Yes

## SEXUALITY AND HIV/AIDS EDUCATION:

HIV/STD	Mandated to Teach
■ Abstinence	Local Control
■ Contraception	Local Control
Sexuality	Mandated to Teach
■ Abstinence	Local Control
■ Contraception	Local Control
Parent Opt-Out	Yes
Parent Consent	No

## DISTRICT POLICY INFORMATION:

District Name	# of students	Safe School Policy	Sexual Orientation Inclusive	Gender Identity Inclusive
Wichita	46,943	No		
Shawnee Mission Public School	29,800	No		
Olathe	21,100	No		
Kansas City	20,481	Yes	Yes	No
Blue Valley	17,728	No		

## STUDENT ACTIVITY:

Number of Groups:	17
Day of Silence	Yes
■ Number of Schools with Participants:	22

## GRADE

F

<b>GENERAL EDUCATION</b>	<b>(20): 12</b>
Student/Teacher Ratio	(5): 4
Teacher Salary	(5): 2
Per-pupil Expenditure	(5): 2
Graduation Rate	(5): 4

<b>STATE SAFE SCHOOLS LAW</b>	<b>(30): 0</b>
Sexual Orientation Inclusive	(24): 0
Transgender Inclusive	(6): 0

<b>STATE NON-DISCRIMINATION LAW</b>	<b>(20): 0</b>
Sexual Orientation Inclusive	(16): 0
Transgender Inclusive	(4): 0

<b>SEXUALITY EDUCATION</b>	<b>(15): 15</b>
Statewide Requirement to Teach HIV/STD Education	(5): 5
Statewide Requirement to Teach Sexuality Education	(10): 10

<b>LOCAL SAFE SCHOOLS POLICIES</b>	<b>(15): 0</b>
Sexual Orientation Inclusive	(12): 0
Transgender Inclusive	(3): 0

<b>SCHOOLS LAW THAT STIGMATIZES LGBT PEOPLE</b>	<b>(-10): 0</b>
-------------------------------------------------	-----------------

**TOTAL: 27**



# KENTUCKY (KY)

## STATE INFORMATION:

Population:	4,092,891
Governor	Ernie Fletcher (R)
Chief School Official	Commissioner of Education Gene Wilhoit (Appointed by the State Board of Education)
Senate:	22 R / 16 D
House:	64 D / 36 R
Education Revenue:	\$4,100,000,000
Federal Funding:	\$389,074,000
State Funding:	\$2,600,631,000
Local Funding:	\$1,120,296,000

## STATE PUBLIC SCHOOL INFORMATION:

Number of Students:	654,363
Number of Teachers:	40,375
Number of Schools:	1,387
Number of School Districts:	176
Student/Teacher Ratio:	16:1
Average Teacher Salary:	\$37,847
Per-Pupil Expenditure:	\$6,079
High School Graduation Rate:	86.2%
Percentage of Students of Color:	12.3%
Teacher's Unions	Kentucky Affiliate—National Education Association ( <a href="http://www.kea.org">http://www.kea.org</a> )

## STATE SAFE SCHOOLS LAW: No

## OTHER RELEVANT STATE LAWS:

Non-Discrimination	Yes
■ Sexual Orientation Inclusive	No (public employment is covered under a 2001 Executive Order)
■ Gender Identity Inclusive	No (public employment is covered under a 2001 Executive Order)
DP Benefits	No
DP Registry	No
Anti-Marriage Law	Passed in 1998
Hate Crimes	Yes
■ Sexual Orientation Inclusive	Yes
■ Gender Identity Inclusive	No

Minimum Age at which a minor may receive STD testing and treatment	None
HIV is explicitly included in policy	Yes
Physician may inform parents (but is not required to do so)	Yes

## SEXUALITY AND HIV/AIDS EDUCATION:

HIV/STD	Mandated to Teach
■ Abstinence	Must be Covered
■ Contraception	Local Control

Sexuality	Mandated to Teach
■ Abstinence	Must be Covered
■ Contraception	Local Control

Parent Opt-Out	No
Parent Consent	No

## DISTRICT POLICY INFORMATION:

District Name	# of students	Safe School Policy	Sexual Orientation Inclusive	Gender Identity Inclusive
Jefferson County	90,187	No		
Fayette County	33,799	No		
Boone County	13,883	No		
Hardin County	13,136	No		
Kenton County	12,449	No		

## STUDENT ACTIVITY:

Number of Groups:	12
Day of Silence	Yes
■ Number of Schools with Participants:	9

## GRADE

F

<b>GENERAL EDUCATION</b>	<b>(20): 8</b>
Student/Teacher Ratio	(5): 2
Teacher Salary	(5): 2
Per-pupil Expenditure	(5): 2
Graduation Rate	(5): 2

<b>STATE SAFE SCHOOLS LAW</b>	<b>(30): 0</b>
Sexual Orientation Inclusive	(24): 0
Transgender Inclusive	(6): 0

<b>STATE NON-DISCRIMINATION LAW</b>	<b>(20): 0</b>
Sexual Orientation Inclusive	(16): 0
Transgender Inclusive	(4): 0

<b>SEXUALITY EDUCATION</b>	<b>(15): 15</b>
Statewide Requirement to Teach HIV/STD Education	(5): 5
Statewide Requirement to Teach Sexuality Education	(10): 10

<b>LOCAL SAFE SCHOOLS POLICIES</b>	<b>(15): 0</b>
Sexual Orientation Inclusive	(12): 0
Transgender Inclusive	(3): 0

<b>SCHOOLS LAW THAT STIGMATIZES LGBT PEOPLE</b>	<b>(-10): 0</b>
-------------------------------------------------	-----------------

**TOTAL: 23**

# LOUISIANA (LA)

## STATE INFORMATION:

Population:	4,482,646
Governor	Kathleen Blanco (D)
Chief School Official	Superintendent of Education Cecil J. Picard (Appointed by the State Board of Education)
Senate:	24 D / 15 R
House:	67 D / 37 R
Education Revenue:	\$4,600,000,000
Federal Funding:	\$541,180,000
State Funding:	\$2,366,566,000
Local Funding:	\$1,680,170,000

## STATE PUBLIC SCHOOL INFORMATION:

Number of Students:	731,328
Number of Teachers:	49,980
Number of Schools:	1,509
Number of School Districts:	66
Student/Teacher Ratio:	15:1
Average Teacher Salary:	\$35,437
Per-Pupil Expenditure:	\$6,037
High School Graduation Rate:	82.1%
Percentage of Students of Color:	51.0%
Teacher's Unions	Louisiana Association of Educators ( <a href="http://www.lae.org">http://www.lae.org</a> )

**STATE SAFE SCHOOLS LAW:** No (Anti-bullying law with no categories of protection)

## OTHER RELEVANT STATE LAWS:

Non-Discrimination	Yes
■ Sexual Orientation Inclusive	No
■ Gender Identity Inclusive	No
DP Benefits	No
DP Registry	No
Anti-Marriage Law	Passed in 1999
Hate Crimes	Yes
■ Sexual Orientation Inclusive	Yes
■ Gender Identity Inclusive	No
Other:	
Minimum Age at which a minor may receive STD testing and treatment	None
HIV is explicitly included in policy	No
Physician may inform parents (but is not required to do so)	Yes
Promotion of monogamous heterosexual marriage	
LA Executive Order MJF 98-11	

## SEXUALITY AND HIV/AIDS EDUCATION:

HIV/STD	Local determination
■ Abstinence	Must be Stressed
■ Contraception	Local Control

Sexuality	Local determination
■ Abstinence	Must be Stressed
(specifically abstinence until marriage)	
■ Contraception	Local Control

Parent Opt-Out	Yes
Parent Consent	No

## DISTRICT POLICY INFORMATION:

District Name	# of students	Safe School Policy	Sexual Orientation Inclusive	Gender Identity Inclusive
Orleans Parish School Board	73,185	No		
East Baton Rouge Parish School Board	52,347	No		
Jefferson Parish School Board	50,766	No		

## STUDENT ACTIVITY:

Number of Groups:	11
Day of Silence	Yes
■ Number of Schools with Participants:	4

## GRADE

F

<b>GENERAL EDUCATION</b>	<b>(20): 9</b>
Student/Teacher Ratio	(5): 3
Teacher Salary	(5): 2
Per-pupil Expenditure	(5): 2
Graduation Rate	(5): 2

<b>STATE SAFE SCHOOLS LAW</b>	<b>(30): 0</b>
Sexual Orientation Inclusive	(24): 0
Transgender Inclusive	(6): 0

<b>STATE NON-DISCRIMINATION LAW</b>	<b>(20): 0</b>
Sexual Orientation Inclusive	(16): 0
Transgender Inclusive	(4): 0

<b>SEXUALITY EDUCATION</b>	<b>(15): 0</b>
Statewide Requirement to Teach HIV/STD Education	(5): 0
Statewide Requirement to Teach Sexuality Education	(10): 0

<b>LOCAL SAFE SCHOOLS POLICIES</b>	<b>(15): 0</b>
Sexual Orientation Inclusive	(12): 0
Transgender Inclusive	(3): 0

<b>SCHOOLS LAW THAT STIGMATIZES LGBT PEOPLE</b>	<b>(-10): 0</b>
-------------------------------------------------	-----------------

**TOTAL: 9**

# MAINE (ME)

## STATE INFORMATION:

Population:	1,294,464
Governor	John E. Baldacci (D)
Chief School Official	Education Commissioner Susan A. Gendron (Appointed by the Governor)
Senate:	18 D / 17 R
House:	80 D / 67 R / 4 I
Education Revenue:	\$1,700,000,000
Federal Funding:	\$127,495,000
State Funding:	\$781,035,000
Local Funding:	\$775,761,000

## STATE PUBLIC SCHOOL INFORMATION:

Number of Students:	205,586
Number of Teachers:	16,741
Number of Schools:	681
Number of School Districts:	282
Student/Teacher Ratio:	12:1
Average Teacher Salary:	\$37,100
Per-Pupil Expenditure:	\$8,232
High School Graduation Rate:	94.5%
Percentage of Students of Color:	3.8%
Teacher's Unions	Maine Affiliate—National Education Association ( <a href="http://www.maine.nea.org">http://www.maine.nea.org</a> )

## STATE SAFE SCHOOLS LAW: No

## OTHER RELEVANT STATE LAWS:

Non-Discrimination	Yes
■ Sexual Orientation Inclusive	No
■ Gender Identity Inclusive	No
DP Benefits	No
DP Registry	No
Anti-Marriage Law	Passed in 1997
Hate Crimes	Yes
■ Sexual Orientation Inclusive	Yes
■ Gender Identity Inclusive	No
Minimum Age at which a minor may receive STD testing and treatment	None
HIV is explicitly included in policy	No
Physician may inform parents (but is not required to do so)	Yes

## SEXUALITY AND HIV/AIDS EDUCATION:

HIV/STD	Mandated to Teach
■ Abstinence	Must be Stressed
■ Contraception	Must be Covered
Sexuality	Mandated to Teach
■ Abstinence	Must be Stressed
■ Contraception	Must be Covered
Parent Opt-Out	Yes
Parent Consent	No

## DISTRICT POLICY INFORMATION:

District Name	# of students	Safe School Policy	Sexual Orientation Inclusive	Gender Identity Inclusive
Portland Public Schools	7,536	Yes	Yes	No
Lewiston School Department	4,283	No		

## STUDENT ACTIVITY:

Number of Groups:	14
Day of Silence	Yes
■ Number of Schools with Participants:	10

## GRADE

F

<b>GENERAL EDUCATION</b>	<b>(20): 14</b>
Student/Teacher Ratio	(5): 4
Teacher Salary	(5): 2
Per-pupil Expenditure	(5): 4
Graduation Rate	(5): 4
<b>STATE SAFE SCHOOLS LAW</b>	<b>(30): 0</b>
Sexual Orientation Inclusive	(24): 0
Transgender Inclusive	(6): 0
<b>STATE NON-DISCRIMINATION LAW</b>	<b>(20): 0</b>
Sexual Orientation Inclusive	(16): 0
Transgender Inclusive	(4): 0
<b>SEXUALITY EDUCATION</b>	<b>(15): 15</b>
Statewide Requirement to Teach HIV/STD Education	(5): 5
Statewide Requirement to Teach Sexuality Education	(10): 10
<b>LOCAL SAFE SCHOOLS POLICIES</b>	<b>(15): 6</b>
Sexual Orientation Inclusive	(12): 6
Transgender Inclusive	(3): 0
<b>SCHOOLS LAW THAT STIGMATIZES LGBT PEOPLE</b>	<b>(-10): 0</b>
<b>TOTAL:</b>	<b>35</b>

# MARYLAND (MD)

## STATE INFORMATION:

Population:	5,458,137
Governor	Robert L. Ehrlich (R)
Chief School Official	Superintendent of Schools Nancy S. Grasmick (Appointed by the State Board of Education)
Senate:	33 D / 14 R
House:	98 D / 43 R
Education Revenue:	\$6,800,000,000
Federal Funding:	\$371,941,000
State Funding:	\$2,687,925,000
Local Funding:	\$3,537,681,000

## STATE PUBLIC SCHOOL INFORMATION:

Number of Students:	860,640
Number of Teachers:	53,774
Number of Schools:	1,340
Number of School Districts:	24

Student/Teacher Ratio:	16:1
Average Teacher Salary:	\$46,200
Per-Pupil Expenditure:	\$8,256
High School Graduation Rate:	87.4%
Percentage of Students of Color:	47.3%
Teacher's Unions	Maryland Affiliate—National Education Association ( <a href="http://www.msta.nea.org">http://www.msta.nea.org</a> )

**STATE SAFE SCHOOLS LAW:** No (State Board of Education policy prohibits harassment based on sexual orientation)

## OTHER RELEVANT STATE LAWS:

Non-Discrimination	Yes
■ Sexual Orientation Inclusive	Yes
■ Gender Identity Inclusive	No
DP Benefits	No
DP Registry	No
Anti-Marriage Law	No
Hate Crimes	Yes
■ Sexual Orientation Inclusive	No
■ Gender Identity Inclusive	No

Minimum Age at which a minor may receive STD testing and treatment	None
HIV is explicitly included in policy	No
Physician may inform parents (but is not required to do so)	Yes

## SEXUALITY AND HIV/AIDS EDUCATION:

HIV/STD	Mandated to Teach
■ Abstinence	Must be Stressed
■ Contraception	Must be Covered

Sexuality	Mandated to Teach
■ Abstinence	Must be Stressed
■ Contraception	Must be Covered

Parent Opt-Out	Yes
Parent Consent	No

## DISTRICT POLICY INFORMATION:

District Name	# of students	Safe School Policy	Sexual Orientation Inclusive	Gender Identity Inclusive
Montgomery County Public Schools	136,895	Yes	Yes	No
Prince Georges County Public Schools	131,804	Yes	Yes	No
Baltimore County Public Schools	106,811	Yes	Yes	No
Baltimore City Public Schools	97,817	Yes	Yes	No
Anne Arundel County Public Schools	74,726	Yes	Yes	No
Howard County Public Schools	46,257	Yes	Yes	No

## STUDENT ACTIVITY:

Number of Groups:	50
Day of Silence	Yes
■ Number of Schools with Participants:	48

## GRADE

F

<b>GENERAL EDUCATION</b>	<b>(20): 12</b>
Student/Teacher Ratio	(5): 2
Teacher Salary	(5): 4
Per-pupil Expenditure	(5): 4
Graduation Rate	(5): 2

<b>STATE SAFE SCHOOLS LAW</b>	<b>(30): 0</b>
Sexual Orientation Inclusive	(24): 0
Transgender Inclusive	(6): 0

<b>STATE NON-DISCRIMINATION LAW</b>	<b>(20): 16</b>
Sexual Orientation Inclusive	(16): 16
Transgender Inclusive	(4): 0

<b>SEXUALITY EDUCATION</b>	<b>(15): 15</b>
Statewide Requirement to Teach HIV/STD Education	(5): 5
Statewide Requirement to Teach Sexuality Education	(10): 10

<b>LOCAL SAFE SCHOOLS POLICIES</b>	<b>(15): 12</b>
Sexual Orientation Inclusive	(12): 12
Transgender Inclusive	(3): 0

<b>SCHOOLS LAW THAT STIGMATIZES LGBT PEOPLE</b>	<b>(-10): 0</b>
-------------------------------------------------	-----------------

**TOTAL: 56**



# MASSACHUSETTS (MA)

## STATE INFORMATION:

Population:	6,427,801
Governor	Mitt Romney (R)
Chief School Official	Commissioner of Education David P. Driscoll (Appointed by the State Board of Education)
Senate:	34 D / 6 R
House:	136 D / 23 R / 1 I
Education Revenue:	\$9,700,000,000
Federal Funding:	\$422,923,000
State Funding:	\$3,593,252,000
Local Funding:	\$4,400,523,000

## STATE PUBLIC SCHOOL INFORMATION:

Number of Students:	973,140
Number of Teachers:	68,942
Number of Schools:	1,889
Number of School Districts:	350

Student/Teacher Ratio:	14:1
Average Teacher Salary:	\$50,293
Per-Pupil Expenditure:	\$9,509
High School Graduation Rate:	90.9%
Percentage of Students of Color:	24.3%
Teacher's Unions	

Massachusetts Federation of Teachers  
(<http://www.mfteducator.org>)  
Massachusetts Affiliate—National Education Association  
(<http://www.massteacher.org>)

## STATE SAFE SCHOOLS LAW:

Type of Law	Yes Education Statute Non-Discrimination
Year Enacted	1993
Categories Included	Sexual Orientation
Type of Schools Covered	Public Schools Charter Schools
Explicit Private Right of Action	Yes
Other Specific Requirements:	State Funded Safe Schools Program Districts directed must inform staff of law; notice must be provided to all students and parents

## OTHER RELEVANT STATE LAWS:

Non-Discrimination	Yes
■ Sexual Orientation Inclusive	Yes
■ Gender Identity Inclusive	No
DP Benefits	Yes (non-health benefits to state employees)
DP Registry	Yes (by executive order; for purposes of bereavement leave and visitation rights in state prisons and hospitals)
Anti-Marriage Law	No
Hate Crimes	Yes
■ Sexual Orientation Inclusive	Yes
■ Gender Identity Inclusive	No
Minimum Age at which a minor may receive STD testing and treatment	None
HIV is explicitly included in policy	No
Physician may inform parents (but is not required to do so)	No

## SEXUALITY AND HIV/AIDS EDUCATION:

HIV/STD	Local determination
■ Abstinence	Local Control
■ Contraception	Local Control
Sexuality	Local determination
■ Abstinence	Local Control
■ Contraception	Local Control
Parent Opt-Out	Yes, if based on moral or religious beliefs
Parent Consent	No

## DISTRICT POLICY INFORMATION:

District Name	# of students	Safe School Policy	Sexual Orientation Inclusive	Gender Identity Inclusive
Boston	62,141	Yes	Yes	No
Worcester	25,826	Yes	Yes	No
Springfield	25,091	Yes	Yes	No

## STUDENT ACTIVITY:

Number of Groups:	310
Day of Silence	Yes
■ Number of Schools with Participants:	88

## GRADE

# C

<b>GENERAL EDUCATION</b>	<b>(20): 18</b>
Student/Teacher Ratio	(5): 4
Teacher Salary	(5): 5
Per-pupil Expenditure	(5): 5
Graduation Rate	(5): 4

<b>STATE SAFE SCHOOLS LAW</b>	<b>(30): 24</b>
Sexual Orientation Inclusive	(24): 24
Transgender Inclusive	(6): 0

<b>STATE NON-DISCRIMINATION LAW</b>	<b>(20): 16</b>
Sexual Orientation Inclusive	(16): 16
Transgender Inclusive	(4): 0

<b>SEXUALITY EDUCATION</b>	<b>(15): 0</b>
Statewide Requirement to Teach HIV/STD Education	(5): 0
Statewide Requirement to Teach Sexuality Education	(10): 0

<b>LOCAL SAFE SCHOOLS POLICIES</b>	<b>(15): 12</b>
Sexual Orientation Inclusive	(12): 12
Transgender Inclusive	(3): 0

<b>SCHOOLS LAW THAT STIGMATIZES LGBT PEOPLE</b>	<b>(-10): 0</b>
-------------------------------------------------	-----------------

**TOTAL: 70**

# MICHIGAN (MI)

## STATE INFORMATION:

Population:	10,050,446
Governor	Jennifer Granholm (D)
Chief School Official	Superintendent of Public Instruction Thomas D. Watkins (Appointed by the State Board of Education)
Senate:	22 R / 16 D
House:	63 R / 47 D
Education Revenue:	\$14,900,000,000
Federal Funding:	\$1,038,773,000
State Funding:	\$9,493,662,000
Local Funding:	\$3,839,779,000

## STATE PUBLIC SCHOOL INFORMATION:

Number of Students:	1,730,668
Number of Teachers:	98,849
Number of Schools:	3,782
Number of School Districts:	554
Student/Teacher Ratio:	18:1
Average Teacher Salary:	\$52,037
Per-Pupil Expenditure:	\$8,278
High School Graduation Rate:	89.2%
Percentage of Students of Color:	26.3%
Teacher's Unions	Michigan Affiliate—National Education Association ( <a href="http://www.mea.org">http://www.mea.org</a> )

## STATE SAFE SCHOOLS LAW: No

## OTHER RELEVANT STATE LAWS:

Non-Discrimination	Yes
■ Sexual Orientation Inclusive	No (public employees are covered under 2003 Executive Order)
■ Gender Identity Inclusive	No
DP Benefits	No
DP Registry	No
Anti-Marriage Law	Passed in 1996
Hate Crimes	Yes
■ Sexual Orientation Inclusive	No
■ Gender Identity Inclusive	No
Minimum Age at which a minor may receive STD testing and treatment	None
HIV is explicitly included in policy	Yes
Physician may inform parents (but is not required to do so)	Yes

## SEXUALITY AND HIV/AIDS EDUCATION:

HIV/STD	Mandated to teach HIV, not STD
■ Abstinence	Must be Covered
■ Contraception	Local Control
Sexuality	Local determination
■ Abstinence	Must be Covered
■ Contraception	Local Control
Parent Opt-Out	Yes
Parent Consent	No

## DISTRICT POLICY INFORMATION:

District Name	# of students	Safe School Policy	Sexual Orientation Inclusive	Gender Identity Inclusive
Detroit City School District	152,451	No		
Utica Community Schools	28,239	No		
Grand Rapids Public Schools	22,798	No		
Flint City School District	22,023	No		
Livonia Public Schools	19,221	No		

## STUDENT ACTIVITY:

Number of Groups:	47
Day of Silence	Yes
■ Number of Schools with Participants:	64

## GRADE

F

<b>GENERAL EDUCATION</b>	<b>(20): 15</b>
Student/Teacher Ratio	(5): 2
Teacher Salary	(5): 5
Per-pupil Expenditure	(5): 4
Graduation Rate	(5): 4
<b>STATE SAFE SCHOOLS LAW</b>	<b>(30): 0</b>
Sexual Orientation Inclusive	(24): 0
Transgender Inclusive	(6): 0
<b>STATE NON-DISCRIMINATION LAW</b>	<b>(20): 0</b>
Sexual Orientation Inclusive	(16): 0
Transgender Inclusive	(4): 0
<b>SEXUALITY EDUCATION</b>	<b>(15): 5</b>
Statewide Requirement to Teach HIV/STD Education	(5): 5
Statewide Requirement to Teach Sexuality Education	(10): 10
<b>LOCAL SAFE SCHOOLS POLICIES</b>	<b>(15): 0</b>
Sexual Orientation Inclusive	(12): 0
Transgender Inclusive	(3): 0
<b>SCHOOLS LAW THAT STIGMATIZES LGBT PEOPLE</b>	<b>(-10): 0</b>
<b>TOTAL:</b>	<b>20</b>

# MINNESOTA (MN)

## STATE INFORMATION:

Population:	5,019,720
Governor	Tim Pawlenty (R)
Chief School Official	Education Commissioner Cheri Pierson Yecke (Appointed by the Governor)
Senate:	35 D / 31 R / 1 I
House:	82 R / 52 D
Education Revenue:	\$6,600,000,000
Federal Funding:	\$340,314,000
State Funding:	\$3,907,686,000
Local Funding:	\$2,327,575,000

## STATE PUBLIC SCHOOL INFORMATION:

Number of Students:	851,384
Number of Teachers:	53,081
Number of Schools:	2,119
Number of School Districts:	417
Student/Teacher Ratio:	16:1
Average Teacher Salary:	\$43,330
Per-Pupil Expenditure:	\$7,645
High School Graduation Rate:	91.9%
Percentage of Students of Color:	17.1%
Teacher's Unions	Minnesota Affiliate—National Education Association ( <a href="http://www.educationminnesota.org">http://www.educationminnesota.org</a> )

## STATE SAFE SCHOOLS LAW:

Type of Law	Yes Civil Rights Statute Non-Discrimination
Year Enacted	1993
Categories Included	Sexual Orientation Gender Identity <sup>1</sup>
Type of Schools Covered	All (Public, Private, Higher Education, Professional, Vocational, Technical, and any agents of educational institutions)
Private Right of Action	Yes
Other Specific Requirements	Commissioner of Education required to develop policies to help with compliance; provide technical assistance.

## OTHER RELEVANT STATE LAWS:

Non-Discrimination	Yes
■ Sexual Orientation Inclusive	Yes
■ Gender Identity Inclusive	Yes
DP Benefits	No
DP Registry	No

Anti-Marriage Law	Passed in 1997
Hate Crimes	Yes
■ Sexual Orientation Inclusive	Yes
■ Gender Identity Inclusive	Yes

Minimum Age at which a minor may receive STD testing and treatment	None
HIV is explicitly included in policy	No
Physician may inform parents (but is not required to do so)	Yes

### SEXUALITY AND HIV/AIDS EDUCATION:

HIV/STD	Mandated to Teach
■ Abstinence	Must be Covered
■ Contraception	Local Control

Sexuality	Mandated to Teach
■ Abstinence	Local Control
■ Contraception	Local Control

Parent Opt-Out	Yes (requires an “alternative curriculum” be offered to students whose parents have opted to remove them from sexuality or HIV/STD education)
Parent Consent	No

### DISTRICT POLICY INFORMATION:

District Name	# of students	Safe School Policy	Sexual Orientation Inclusive	Gender Identity Inclusive
Minneapolis	48,155	Yes	Yes	No
St. Paul	44,194	Yes	Yes	No
Anoka-Hennepin	41,419	No		
Rosemount-Apple Valley-Eagan	28,364	Yes	Yes	No
Osseo	22,041	Yes	Yes	No

### STUDENT ACTIVITY:

Number of Groups:	58
Day of Silence	Yes
■ Number of Schools with Participants:	33

1 The statute defines “sexual orientation” to include “having or being perceived as having a self-image or identity not traditionally associated with one’s biological maleness or femaleness.” Minn. Statutes § 363.01, subd. 45.

## GRADE

# A

<b>GENERAL EDUCATION</b>	<b>(20): 14</b>
Student/Teacher Ratio	(5): 2
Teacher Salary	(5): 4
Per-pupil Expenditure	(5): 4
Graduation Rate	(5): 4

<b>STATE SAFE SCHOOLS LAW</b>	<b>(30): 30</b>
Sexual Orientation Inclusive	(24): 24
Transgender Inclusive	(6): 6

<b>STATE NON-DISCRIMINATION LAW</b>	<b>(20): 20</b>
Sexual Orientation Inclusive	(16): 16
Transgender Inclusive	(4): 4

<b>SEXUALITY EDUCATION</b>	<b>(15): 15</b>
Statewide Requirement to Teach HIV/STD Education	(5): 5
Statewide Requirement to Teach Sexuality Education	(10): 10

<b>LOCAL SAFE SCHOOLS POLICIES</b>	<b>(15): 12</b>
Sexual Orientation Inclusive	(12): 12
Transgender Inclusive	(3): 0

<b>SCHOOLS LAW THAT STIGMATIZES LGBT PEOPLE</b>	<b>(-10): 0</b>
-------------------------------------------------	-----------------

**TOTAL: 91**

# MISSISSIPPI (MS)

## STATE INFORMATION:

Population:	2,871,782
Governor	Haley Barbour (R)
Chief School Official	Education Superintendent Henry L. Johnson (Appointed by the State Board of Education)
Senate:	29 D / 23 R
House:	76 D / 46 R
Education Revenue:	\$2,600,000,000
Federal Funding:	\$355,527,000
State Funding:	\$1,396,182,000
Local Funding:	\$705,902,000

## STATE PUBLIC SCHOOL INFORMATION:

Number of Students:	493,507
Number of Teachers:	31,213
Number of Schools:	886
Number of School Districts:	152
Student/Teacher Ratio:	16:1
Average Teacher Salary:	\$32,800
Per-Pupil Expenditure:	\$5,175
High School Graduation Rate:	82.3%
Percentage of Students of Color:	52.7%
Teacher's Unions	Mississippi Affiliate—National Education Association ( <a href="http://www.ms.nea.org">http://www.ms.nea.org</a> )

## STATE SAFE SCHOOLS LAW: No

## OTHER RELEVANT STATE LAWS:

Non-Discrimination	Yes
■ Sexual Orientation Inclusive	No
■ Gender Identity Inclusive	No
DP Benefits	No
DP Registry	No
Anti-Marriage Law	Passed in 1997
Hate Crimes	Yes
■ Sexual Orientation Inclusive	No
■ Gender Identity Inclusive	No
Other:	
Minimum Age at which a minor may receive STD testing and treatment	None
HIV is explicitly included in policy	Yes
Physician may inform parents (but is not required to do so)	No

Promotion of monogamous heterosexual marriage as only appropriate setting for sexual intercourse.  
 Homosexuality instruction must follow state law (i.e. unnatural)  
 MS Annotated Code Sec.37-13-171(1)(e);MS Code Sec.41-79-5(6)(d)

## SEXUALITY AND HIV/AIDS EDUCATION:

HIV/STD	Local determination
■ Abstinence marriage).	Must be Stressed (specifically abstinence until
■ Contraception	Local Control (if contraception is taught it must include failure rates or effectiveness and failure rates among adolescents)
Sexuality	Local determination
■ Abstinence marriage).	Must be Stressed (specifically abstinence until
■ Contraception	Local Control (if contraception is taught it must include failure rates or effectiveness and failure rates among adolescents)
Parent Opt-Out	Yes
Parent Consent	No

## DISTRICT POLICY INFORMATION:

District Name	# of students	Safe School Policy	Sexual Orientation Inclusive	Gender Identity Inclusive
Jackson Public School District	29,854	No		
Desoto County School District	20,428	No		
Rankin County School District	15,017	No		
Harrison County School District	12,485	No		
Madison County School District	8,918	No		

## STUDENT ACTIVITY:

Number of Groups:	0
Day of Silence	Yes
■ Number of Schools with Participants:	2

## GRADE

F

<b>GENERAL EDUCATION</b>	<b>(20): 7</b>
Student/Teacher Ratio	(5): 2
Teacher Salary	(5): 2
Per-pupil Expenditure	(5): 1
Graduation Rate	(5): 2

<b>STATE SAFE SCHOOLS LAW</b>	<b>(30): 0</b>
Sexual Orientation Inclusive	(24): 0
Transgender Inclusive	(6): 0

<b>STATE NON-DISCRIMINATION LAW</b>	<b>(20): 0</b>
Sexual Orientation Inclusive	(16): 0
Transgender Inclusive	(4): 0

<b>SEXUALITY EDUCATION</b>	<b>(15): 0</b>
Statewide Requirement to Teach HIV/STD Education	(5): 0
Statewide Requirement to Teach Sexuality Education	(10): 0

<b>LOCAL SAFE SCHOOLS POLICIES</b>	<b>(15): 0</b>
Sexual Orientation Inclusive	(12): 0
Transgender Inclusive	(3): 0

<b>SCHOOLS LAW THAT STIGMATIZES LGBT PEOPLE</b>	<b>(-10): -10</b>
-------------------------------------------------	-------------------

**TOTAL: -3**



# MISSOURI (MO)

## STATE INFORMATION:

Population:	5,672,579
Governor	Bob Holden (D)
Chief School Official	Education Commissioner D. Kent King (Appointed by the State Board of Education)
Senate:	20 R / 14 D
House:	90 R / 73 D
Education Revenue:	\$5,900,000,000
Federal Funding:	\$405,351,000
State Funding:	\$2,446,271,000
Local Funding:	\$3,164,640,000

## STATE PUBLIC SCHOOL INFORMATION:

Number of Students:	909,792
Number of Teachers:	65,240
Number of Schools:	2,274
Number of School Districts:	524
Student/Teacher Ratio:	14:1
Average Teacher Salary:	\$37,695
Per-Pupil Expenditure:	\$6,657
High School Graduation Rate:	92.6%
Percentage of Students of Color:	21.0%
Teacher's Unions	Missouri Affiliate—National Education Association ( <a href="http://www.mnea.org">http://www.mnea.org</a> )

## STATE SAFE SCHOOLS LAW: No

## OTHER RELEVANT STATE LAWS:

Non-Discrimination	Yes
■ Sexual Orientation Inclusive	No
■ Gender Identity Inclusive	No
DP Benefits	No
DP Registry	No
Anti-Marriage Law	Passed in 2001
Hate Crimes	Yes
■ Sexual Orientation Inclusive	Yes
■ Gender Identity Inclusive	Yes
Minimum Age at which a minor may receive STD testing and treatment	None
HIV is explicitly included in policy	No
Physician may inform parents (but is not required to do so)	Yes

## SEXUALITY AND HIV/AIDS EDUCATION:

HIV/STD	Mandated to Teach
■ Abstinence marriage)	Must be Stressed (specifically abstinence until
■ Contraception	Must be Covered
Sexuality	Local determination
■ Abstinence marriage)	Must be Stressed (specifically abstinence until
■ Contraception	Must be Covered
Parent Opt-Out	Yes
Parent Consent	No

## DISTRICT POLICY INFORMATION:

District Name	# of students	Safe School Policy	Sexual Orientation Inclusive	Gender Identity Inclusive
St. Louis City	41,463	Yes	Yes (employment)	No
Kansas City 33	38,553	Yes	Yes	No
Springfield R-XII	24,647	No		
Rockwood R-VI	21,644	Yes	Yes	No
Parkway C-2	20,525	No		

## STUDENT ACTIVITY:

Number of Groups:	13
Day of Silence	Yes
■ Number of Schools with Participants:	38

## GRADE

6

<b>GENERAL EDUCATION</b>	<b>(20): 12</b>
Student/Teacher Ratio	(5): 4
Teacher Salary	(5): 2
Per-pupil Expenditure	(5): 2
Graduation Rate	(5): 4
<b>STATE SAFE SCHOOLS LAW</b>	<b>(30): 0</b>
Sexual Orientation Inclusive	(24): 0
Transgender Inclusive	(6): 0
<b>STATE NON-DISCRIMINATION LAW</b>	<b>(20): 0</b>
Sexual Orientation Inclusive	(16): 0
Transgender Inclusive	(4): 0
<b>SEXUALITY EDUCATION</b>	<b>(15): 5</b>
Statewide Requirement to Teach HIV/STD Education	(5): 5
Statewide Requirement to Teach Sexuality Education	(10): 0
<b>LOCAL SAFE SCHOOLS POLICIES</b>	<b>(15): 12</b>
Sexual Orientation Inclusive	(12): 12
Transgender Inclusive	(3): 0
<b>SCHOOLS LAW THAT STIGMATIZES LGBT PEOPLE</b>	<b>(-10): 0</b>
<b>TOTAL:</b>	<b>29</b>

# MONTANA (MT)

## STATE INFORMATION:

Population:	909,453
Governor	Judy Martz (R)
Chief School Official	Education Superintendent Linda McCulloch (Elected by Partisan Ballot)
Senate:	29 R / 21 D
House:	53 R / 47 D
Education Revenue:	\$1,100,000,000
Federal Funding:	\$117,877,000
State Funding:	\$470,763,000
Local Funding:	\$413,387,000

## STATE PUBLIC SCHOOL INFORMATION:

Number of Students:	151,947
Number of Teachers:	10,408
Number of Schools:	871
Number of School Districts:	452
Student/Teacher Ratio:	15:1
Average Teacher Salary:	\$34,379
Per-Pupil Expenditure:	\$6,726
High School Graduation Rate:	91.1%
Percentage of Students of Color:	14.1%
Teacher's Unions	Montana Education Association / Montana Federation of Teachers ( <a href="http://www.mea-mft.org">http://www.mea-mft.org</a> )

## STATE SAFE SCHOOLS LAW: No

## OTHER RELEVANT STATE LAWS:

Non-Discrimination	Yes
■ Sexual Orientation Inclusive	No (public employees are protected through regulation)
■ Gender Identity Inclusive	No
DP Benefits	No
DP Registry	No
Anti-Marriage Law	Passed in 1997
Hate Crimes	Yes
■ Sexual Orientation Inclusive	No
■ Gender Identity Inclusive	No

Minimum Age at which a minor may receive STD testing and treatment	None
HIV is explicitly included in policy	Yes
Physician may inform parents (but is not required to do so)	Yes

## SEXUALITY AND HIV/AIDS EDUCATION:

HIV/STD	Local determination
■ Abstinence	Local Control
■ Contraception	Local Control
Sexuality	Local determination
■ Abstinence	Local Control
■ Contraception	Local Control
Parent Opt-Out	Yes (HIV/STD education only)
Parent Consent	No

## DISTRICT POLICY INFORMATION:

District Name	# of students	Safe School Policy	Sexual Orientation Inclusive	Gender Identity Inclusive
Billings Elementary	10,203	No		
Great Falls Elementary	7,835	No		
Billings High School	5,598	No		

## STUDENT ACTIVITY:

Number of Groups:	6
Day of Silence	Yes
■ Number of Schools with Participants:	7

## GRADE

F

<b>GENERAL EDUCATION</b>	<b>(20): 11</b>
Student/Teacher Ratio	(5): 3
Teacher Salary	(5): 2
Per-pupil Expenditure	(5): 2
Graduation Rate	(5): 4

<b>STATE SAFE SCHOOLS LAW</b>	<b>(30): 0</b>
Sexual Orientation Inclusive	(24): 0
Transgender Inclusive	(6): 0

<b>STATE NON-DISCRIMINATION LAW</b>	<b>(20): 0</b>
Sexual Orientation Inclusive	(16): 0
Transgender Inclusive	(4): 0

<b>SEXUALITY EDUCATION</b>	<b>(15): 0</b>
Statewide Requirement to Teach HIV/STD Education	(5): 0
Statewide Requirement to Teach Sexuality Education	(10): 0

<b>LOCAL SAFE SCHOOLS POLICIES</b>	<b>(15): 0</b>
Sexual Orientation Inclusive	(12): 0
Transgender Inclusive	(3): 0

<b>SCHOOLS LAW THAT STIGMATIZES LGBT PEOPLE</b>	<b>(-10): 0</b>
-------------------------------------------------	-----------------

**TOTAL: 11**

# NEBRASKA (NE)

## STATE INFORMATION:

Population:	1,729,180
Governor	Mike Johanns (R)
Chief School Official	Education Superintendent Douglas D. Christensen (Appointed by the State Board of Education)
Unicameral Legislature:	49 U
Education Revenue:	\$2,200,000,000
Federal Funding:	\$150,123,000
State Funding:	\$804,817,000
Local Funding:	\$1,100,788,000

## STATE PUBLIC SCHOOL INFORMATION:

Number of Students:	285,095
Number of Teachers:	21,083
Number of Schools:	1,280
Number of School Districts:	555
Student/Teacher Ratio:	14:1
Average Teacher Salary:	\$36,236
Per-Pupil Expenditure:	\$7,223
High School Graduation Rate:	91.3%
Percentage of Students of Color:	18.1%
Teacher's Unions	Nebraska Affiliate—National Education Association ( <a href="http://www.nsea.org">http://www.nsea.org</a> )

## STATE SAFE SCHOOLS LAW: No

## OTHER RELEVANT STATE LAWS:

Non-Discrimination	Yes
■ Sexual Orientation Inclusive	No
■ Gender Identity Inclusive	No
DP Benefits	No
DP Registry	No
Anti-Marriage Law	Incorporated into the state constitution as of 2000
Hate Crimes	Yes
■ Sexual Orientation Inclusive	Yes
■ Gender Identity Inclusive	No
Minimum Age at which a minor may receive STD testing and treatment	None
HIV is explicitly included in policy	No
Physician may inform parents (but is not required to do so)	No

## SEXUALITY AND HIV/AIDS EDUCATION:

HIV/STD	Local determination
■ Abstinence	Local Control
■ Contraception	Local Control

Sexuality	Local determination
■ Abstinence	Local Control
■ Contraception	Local Control

Parent Opt-Out	No
Parent Consent	No

## DISTRICT POLICY INFORMATION:

District Name	# of students	Safe School Policy	Sexual Orientation Inclusive	Gender Identity Inclusive
Omaha Public Schools	45,782	Yes	Yes	No
Lincoln Public Schools	31,581	Yes	Yes	No
Millard Public Schools	19,329	No		

## STUDENT ACTIVITY:

Number of Groups:	23
Day of Silence	Yes
■ Number of Schools with Participants:	12

## GRADE

6

<b>GENERAL EDUCATION</b>	<b>(20): 14</b>
Student/Teacher Ratio	(5): 4
Teacher Salary	(5): 2
Per-pupil Expenditure	(5): 4
Graduation Rate	(5): 4

<b>STATE SAFE SCHOOLS LAW</b>	<b>(30): 0</b>
Sexual Orientation Inclusive	(24): 0
Transgender Inclusive	(6): 0

<b>STATE NON-DISCRIMINATION LAW</b>	<b>(20): 0</b>
Sexual Orientation Inclusive	(16): 0
Transgender Inclusive	(4): 0

<b>SEXUALITY EDUCATION</b>	<b>(15): 0</b>
Statewide Requirement to Teach HIV/STD Education	(5): 0
Statewide Requirement to Teach Sexuality Education	(10): 0

<b>LOCAL SAFE SCHOOLS POLICIES</b>	<b>(15): 12</b>
Sexual Orientation Inclusive	(12): 12
Transgender Inclusive	(3): 0

<b>SCHOOLS LAW THAT STIGMATIZES LGBT PEOPLE</b>	<b>(-10): 0</b>
-------------------------------------------------	-----------------

**TOTAL: 26**

# NEVADA (NV)

## STATE INFORMATION:

Population:	2,173,491
Governor	Kenny Guinn (R)
Chief School Official	Superintendent of Public Instruction Jack W. McLaughlin (Appointed by the State Board of Education)
Senate:	12 R / 9 D
House:	23 D / 19 R
Education Revenue:	\$2,200,000,000
Federal Funding:	\$95,518,000
State Funding:	\$678,951,000
Local Funding:	\$1,244,739,000

## STATE PUBLIC SCHOOL INFORMATION:

Number of Students:	356,814
Number of Teachers:	19,276
Number of Schools:	517
Number of School Districts:	17
Student/Teacher Ratio:	19:1
Average Teacher Salary:	\$41,524
Per-Pupil Expenditure:	\$5,807
High School Graduation Rate:	77.9%
Percentage of Students of Color:	45.5%
Teacher's Unions	Nevada Affiliate-National Education Association ( <a href="http://www.nsea-nv.org">http://www.nsea-nv.org</a> )

## STATE SAFE SCHOOLS LAW: No

## OTHER RELEVANT STATE LAWS:

Non-Discrimination	Yes
■ Sexual Orientation Inclusive	Yes
■ Gender Identity Inclusive	No
DP Benefits	No
DP Registry	No
Anti-Marriage Law	Incorporated into the constitution as of 2002
Hate Crimes	Yes
■ Sexual Orientation Inclusive	Yes
■ Gender Identity Inclusive	No
Minimum Age at which a minor may receive STD testing and treatment	None
HIV is explicitly included in policy	Yes
Physician may inform parents (but is not required to do so)	No

## SEXUALITY AND HIV/AIDS EDUCATION:

HIV/STD	Mandated to Teach
■ Abstinence	Local Control
■ Contraception	Local Control

Sexuality	Mandated to Teach
■ Abstinence	Local Control
■ Contraception	Local Control

Parent Opt-Out	No
Parent Consent	Yes

## DISTRICT POLICY INFORMATION:

District Name	# of students	Safe School Policy	Sexual Orientation Inclusive	Gender Identity Inclusive
Clark County School District	245,158	Yes	Yes	Yes
Washoe County School District	58,404	Yes	Yes	No

## STUDENT ACTIVITY:

Number of Groups:	12
Day of Silence	Yes
■ Number of Schools with Participants:	6

## GRADE

F

<b>GENERAL EDUCATION</b>	<b>(20): 8</b>
Student/Teacher Ratio	(5): 1
Teacher Salary	(5): 4
Per-pupil Expenditure	(5): 2
Graduation Rate	(5): 1
<b>STATE SAFE SCHOOLS LAW</b>	<b>(30): 0</b>
Sexual Orientation Inclusive	(24): 0
Transgender Inclusive	(6): 0
<b>STATE NON-DISCRIMINATION LAW</b>	<b>(20): 16</b>
Sexual Orientation Inclusive	(16): 16
Transgender Inclusive	(4): 0
<b>SEXUALITY EDUCATION</b>	<b>(15): 15</b>
Statewide Requirement to Teach HIV/STD Education	(5): 5
Statewide Requirement to Teach Sexuality Education	(10): 10
<b>LOCAL SAFE SCHOOLS POLICIES</b>	<b>(15): 13.5</b>
Sexual Orientation Inclusive	(12): 12
Transgender Inclusive	(3): 1.5
<b>SCHOOLS LAW THAT STIGMATIZES LGBT PEOPLE</b>	<b>(-10): 0</b>
<b>TOTAL: 52.5</b>	



# NEW HAMPSHIRE (NH)

## STATE INFORMATION:

Population:	1,275,056
Governor	Craig Benson (R)
Chief School Official	Education Commissioner Nicholas C. Donohue (Appointed by the State Board of Education)
Senate:	18 R / 6 D
House:	281 R / 119 D / 1 I
Education Revenue:	\$1,700,000,000
Federal Funding:	\$58,224,000
State Funding:	\$127,702,000
Local Funding:	\$1,220,703,000

## STATE PUBLIC SCHOOL INFORMATION:

Number of Students:	206,847
Number of Teachers:	14,677
Number of Schools:	472
Number of School Districts:	178
Student/Teacher Ratio:	14:1
Average Teacher Salary:	\$38,911
Per-Pupil Expenditure:	\$7,286
High School Graduation Rate:	85.1%
Percentage of Students of Color:	5.0%
Teacher's Unions	New Hampshire Affiliate - National Education Association ( <a href="http://www.neanh.org">http://www.neanh.org</a> )

**STATE SAFE SCHOOLS LAW:** No (Anti-bullying law with no categories of protection)

## OTHER RELEVANT STATE LAWS:

Non-Discrimination	Yes
■ Sexual Orientation Inclusive	Yes
■ Gender Identity Inclusive	No
DP Benefits	No
DP Registry	No
Anti-Marriage Law	No
Hate Crimes	Yes
■ Sexual Orientation Inclusive	Yes
■ Gender Identity Inclusive	No

Minimum Age at which a minor may receive STD testing and treatment:	14
HIV is explicitly included in policy	No
Physician may inform parents (but is not required to do so)	No

## SEXUALITY AND HIV/AIDS EDUCATION:

HIV/STD	Mandated to Teach
■ Abstinence	Local Control
■ Contraception	Local Control
Sexuality	Local determination
■ Abstinence	Local Control
■ Contraception	Local Control
Parent Opt-Out	No
Parent Consent	No

## DISTRICT POLICY INFORMATION:

District Name	# of students	Safe School Policy	Sexual Orientation Inclusive	Gender Identity Inclusive
Manchester School District	17,176	Yes	Yes	No
Nashua School District	13,326	Yes	Yes	No
Londonderry School District	5,717	No		
Concord School District	5,550	Yes	Yes	No
Salem School District	5,104	No		

## STUDENT ACTIVITY:

Number of Groups:	31
Day of Silence	Yes
■ Number of Schools with Participants:	24

## GRADE

F

<b>GENERAL EDUCATION</b>	<b>(20): 12</b>
Student/Teacher Ratio	(5): 4
Teacher Salary	(5): 2
Per-pupil Expenditure	(5): 4
Graduation Rate	(5): 2

<b>STATE SAFE SCHOOLS LAW</b>	<b>(30): 0</b>
Sexual Orientation Inclusive	(24): 0
Transgender Inclusive	(6): 0

<b>STATE NON-DISCRIMINATION LAW</b>	<b>(20): 16</b>
Sexual Orientation Inclusive	(16): 16
Transgender Inclusive	(4): 0

<b>SEXUALITY EDUCATION</b>	<b>(15): 5</b>
Statewide Requirement to Teach HIV/STD Education	(5): 5
Statewide Requirement to Teach Sexuality Education	(10): 10

<b>LOCAL SAFE SCHOOLS POLICIES</b>	<b>(15): 12</b>
Sexual Orientation Inclusive	(12): 12
Transgender Inclusive	(3): 0

<b>SCHOOLS LAW THAT STIGMATIZES LGBT PEOPLE</b>	<b>(-10): 0</b>
-------------------------------------------------	-----------------

**TOTAL: 45**

# NEW JERSEY (NJ)

## STATE INFORMATION:

Population:	8,590,300
Governor	James E. McGreevey (D)
Chief School Official	Education Commissioner William L. Librera (Appointed by the Governor)
Senate:	20 D / 20 R
House:	44 D / 36 R
Education Revenue:	\$13,200,000,000
Federal Funding:	\$527,334,000
State Funding:	\$5,868,487,000
Local Funding:	\$7,480,958,000

## STATE PUBLIC SCHOOL INFORMATION:

Number of Students:	1,341,656
Number of Teachers:	103,611
Number of Schools:	2,410
Number of School Districts:	603
Student/Teacher Ratio:	13:1
Average Teacher Salary:	\$54,575
Per-Pupil Expenditure:	\$11,248
High School Graduation Rate:	90.1%
Percentage of Students of Color:	40.3%
Teacher's Unions	New Jersey State Federation of Teachers ( <a href="http://www.njsft.org">http://www.njsft.org</a> ) New Jersey Affiliate—National Education Association ( <a href="http://www.njea.org">http://www.njea.org</a> )

## STATE SAFE SCHOOLS LAW:

Type of Law	Yes (See charts for details) Civil Rights Statute Non-Discrimination
Year Enacted	1992
Categories Included	Sexual Orientation
Type of Schools Covered	Any school under Supervision of State Board of Education or State Commissioner of Education
Explicit Private Right of Action	Yes
Other Specific Requirements	None
Type of Law	Education Statute Anti-Harassment
Year Enacted	2002
Categories Included	Sexual Orientation
Gender Identity	
Type of Schools Covered	Public schools
Explicit Private Right of Action	No
Other Specific Requirements	District must adopt policy (no less inclusive than language in law and with procedures for reporting and investigation of complaints); Commissioner of Education must develop model policy; Notice of Policy must be provided in rules and in student handbook

### OTHER RELEVANT STATE LAWS:

Non-Discrimination	Yes
■ Sexual Orientation Inclusive	Yes
■ Gender Identity Inclusive	No
DP Benefits	Yes
DP Registry	Yes
Anti-Marriage Law	No
Hate Crimes	Yes
■ Sexual Orientation Inclusive	Yes
■ Gender Identity Inclusive	No
Minimum Age at which a minor may receive STD testing and treatment	None
HIV is explicitly included in policy	No
Physician may inform parents (but is not required to do so)	Yes

### SEXUALITY AND HIV/AIDS EDUCATION:

HIV/STD	Mandated to Teach
■ Abstinence	Must be Stressed
■ Contraception	Local Control (If contraception is taught it must include failure rates or effectiveness and failure rates among adolescents)
Sexuality	Mandated to Teach
■ Abstinence	Must be Stressed
■ Contraception	Local Control (If contraception is taught it must include failure rates or effectiveness and failure rates among adolescents)
Parent Opt-Out	Yes, if based on moral or religious beliefs
Parent Consent	No

### DISTRICT POLICY INFORMATION:

District Name	# of students	Safe School Policy	Sexual Orientation Inclusive	Gender Identity Inclusive
Newark City	38,746	Yes	Yes	Yes
Jersey City	27,939	Yes	Yes	Yes

### STUDENT ACTIVITY:

Number of Groups:	67
Day of Silence	Yes
■ Number of Schools with Participants:	71

## GRADE

# A

<b>GENERAL EDUCATION</b>	<b>(20): 19</b>
Student/Teacher Ratio	(5): 5
Teacher Salary	(5): 5
Per-pupil Expenditure	(5): 5
Graduation Rate	(5): 4

<b>STATE SAFE SCHOOLS LAW</b>	<b>(30): 30</b>
Sexual Orientation Inclusive	(24): 24
Transgender Inclusive	(6): 6

<b>STATE NON-DISCRIMINATION LAW</b>	<b>(20): 16</b>
Sexual Orientation Inclusive	(16): 16
Transgender Inclusive	(4): 0

<b>SEXUALITY EDUCATION</b>	<b>(15): 15</b>
Statewide Requirement to Teach HIV/STD Education	(5): 5
Statewide Requirement to Teach Sexuality Education	(10): 10

<b>LOCAL SAFE SCHOOLS POLICIES</b>	<b>(15): 15</b>
Sexual Orientation Inclusive	(12): 12
Transgender Inclusive	(3): 3

<b>SCHOOLS LAW THAT STIGMATIZES LGBT PEOPLE</b>	<b>(-10): 0</b>
-------------------------------------------------	-----------------

**TOTAL: 95**

# NEW MEXICO (NM)

## STATE INFORMATION:

Population:	1,855,059
Governor	Bill Richardson (D)
Chief School Official	Secretary Veronica Garcia (Appointed by Governor)
Senate:	24 D / 17 R / 1 Vacant
House:	43 D / 27 R
Education Revenue:	\$2,200,000,000
Federal Funding:	\$282,253,000
State Funding:	\$1,522,000,000
Local Funding:	\$249,472,000

## STATE PUBLIC SCHOOL INFORMATION:

Number of Students:	320,260
Number of Teachers:	21,823
Number of Schools:	792
Number of School Districts:	89
Student/Teacher Ratio:	15:1
Average Teacher Salary:	\$36,490
Per-Pupil Expenditure:	\$6,313
High School Graduation Rate:	83%
Percentage of Students of Color:	65.7%
Teacher's Unions	New Mexico Federation of Educational Employees ( <a href="http://www.nmft.org">http://www.nmft.org</a> ) New Mexico Affiliate—National Education Association <a href="http://www.nea-nm.org">http://www.nea-nm.org</a> )

## STATE SAFE SCHOOLS LAW: No

## OTHER RELEVANT STATE LAWS:

Non-Discrimination	Yes
■ Sexual Orientation Inclusive	Yes
■ Gender Identity Inclusive	Yes
DP Benefits	Yes
DP Registry	No
Anti-Marriage Law	No
Hate Crimes	Yes
■ Sexual Orientation Inclusive	Yes
■ Gender Identity Inclusive	Yes

Minimum Age at which a minor may receive STD testing and treatment  
HIV is explicitly included in policy

None  
Yes, but it does not include  
consent to treatment for HIV  
No

Physician may inform parents (but is not required to do so)

## SEXUALITY AND HIV/AIDS EDUCATION:

HIV/STD	Mandated to teach HIV, not STD
■ Abstinence	Must be Stressed
■ Contraception	Must be Covered

Sexuality	Local determination
■ Abstinence	Local Control
■ Contraception	Local Control

Parent Opt-Out	No
Parent Consent	No

## DISTRICT POLICY INFORMATION:

District Name	# of students	Safe School Policy	Sexual Orientation Inclusive	Gender Identity Inclusive
Albuquerque Public Schools	87,201	Yes	Yes	No
Las Cruces Public Schools	22,414	No		
Gallup-McKinley County School	13,840	No		
Santa Fe Schools	13,482	Yes	Yes	No
Gadsden Independent Schools	13,254	No		

## STUDENT ACTIVITY:

Number of Groups:	8
Day of Silence	Yes
■ Number of Schools with Participants:	8

## GRADE

F

<b>GENERAL EDUCATION</b>	<b>(20): 9</b>
Student/Teacher Ratio	(5): 3
Teacher Salary	(5): 2
Per-pupil Expenditure	(5): 2
Graduation Rate	(5): 2

<b>STATE SAFE SCHOOLS LAW</b>	<b>(30): 0</b>
Sexual Orientation Inclusive	(24): 0
Transgender Inclusive	(6): 0

<b>STATE NON-DISCRIMINATION LAW</b>	<b>(20): 20</b>
Sexual Orientation Inclusive	(16): 16
Transgender Inclusive	(4): 4

<b>SEXUALITY EDUCATION</b>	<b>(15): 5</b>
Statewide Requirement to Teach HIV/STD Education	(5): 5
Statewide Requirement to Teach Sexuality Education	(10): 0

<b>LOCAL SAFE SCHOOLS POLICIES</b>	<b>(15): 6</b>
Sexual Orientation Inclusive	(12): 6
Transgender Inclusive	(3): 0

<b>SCHOOLS LAW THAT STIGMATIZES LGBT PEOPLE</b>	<b>(-10): 0</b>
-------------------------------------------------	-----------------

**TOTAL: 40**

# NEW YORK (NY)

## STATE INFORMATION:

Population:	19,157,532
Governor	George E. Pataki (R)
Chief School Official	Commissioner of Education Richard P. Mills (Appointed by the State Board of Education)
Senate:	37 R / 25 D
House:	103 D / 47 R
Education Revenue:	\$31,300,000,000
Federal Funding:	\$1,779,258,000
State Funding:	\$12,599,176,000
Local Funding:	\$15,202,315,000

## STATE PUBLIC SCHOOL INFORMATION:

Number of Students:	2,872,132
Number of Teachers:	209,128
Number of Schools:	4,298
Number of School Districts:	703
Student/Teacher Ratio:	14:1
Average Teacher Salary:	\$53,081
Per-Pupil Expenditure:	\$10,716
High School Graduation Rate:	86.6%
Percentage of Students of Color:	45.0%
Teacher's Unions	New York Affiliate—National Education Association ( <a href="http://www.neany.org">http://www.neany.org</a> ) New York State United Teachers ( <a href="http://www.nysut.org">http://www.nysut.org</a> )

## STATE SAFE SCHOOLS LAW: No

## OTHER RELEVANT STATE LAWS:

Non-Discrimination	Yes
■ Sexual Orientation Inclusive	Yes
■ Gender Identity Inclusive	No
DP Benefits	Yes
DP Registry	No
Anti-Marriage Law	No
Hate Crimes	Yes
■ Sexual Orientation Inclusive	Yes
■ Gender Identity Inclusive	No
Minimum Age at which a minor may receive STD testing and treatment	None
HIV is explicitly included in policy	Yes
Physician may inform parents (but is not required to do so)	No

## SEXUALITY AND HIV/AIDS EDUCATION:

HIV/STD	Mandated to teach HIV, not STD
■ Abstinence	Must be Stressed
■ Contraception	Must be Covered

Sexuality	Local determination
■ Abstinence	Local Control
■ Contraception	Local Control

Parent Opt-Out	Yes (HIV/STD education only)
Parent Consent	No

## DISTRICT POLICY INFORMATION:

District Name	# of students	Safe School Policy	Sexual Orientation Inclusive	Gender Identity Inclusive
New York City Public Schools	977,715	Yes	Yes	No
Buffalo City School District	43,016	Yes	Yes	No
Rochester City School District	31,973	Yes	Yes	Yes
Yonkers City School District	24,642	Yes	Yes	No

## STUDENT ACTIVITY:

Number of Groups:	156
Day of Silence	Yes
■ Number of Schools with Participants:	182

## GRADE

6

<b>GENERAL EDUCATION</b>	<b>(20): 16</b>
Student/Teacher Ratio	(5): 4
Teacher Salary	(5): 5
Per-pupil Expenditure	(5): 5
Graduation Rate	(5): 2

<b>STATE SAFE SCHOOLS LAW</b>	<b>(30): 0</b>
Sexual Orientation Inclusive	(24): 0
Transgender Inclusive	(6): 0

<b>STATE NON-DISCRIMINATION LAW</b>	<b>(20): 16</b>
Sexual Orientation Inclusive	(16): 16
Transgender Inclusive	(4): 0

<b>SEXUALITY EDUCATION</b>	<b>(15): 5</b>
Statewide Requirement to Teach HIV/STD Education	(5): 5
Statewide Requirement to Teach Sexuality Education	(10): 0

<b>LOCAL SAFE SCHOOLS POLICIES</b>	<b>(15): 12</b>
Sexual Orientation Inclusive	(12): 12
Transgender Inclusive	(3): 0

<b>SCHOOLS LAW THAT STIGMATIZES LGBT PEOPLE</b>	<b>(-10): 0</b>
-------------------------------------------------	-----------------

**TOTAL: 49**



# NORTH CAROLINA (NC)

## STATE INFORMATION:

Population:	8,320,146
Governor	Michael F. Easley (D)
Chief School Official	State Superintendent Michael E. Ward (Elected by Partisan Ballot)
Senate:	28 D / 22 R
House:	60 D / 60 R
Education Revenue:	\$8,600,000,000
Federal Funding:	\$558,556,000
State Funding:	\$5,590,644,000
Local Funding:	\$1,779,124,000

## STATE PUBLIC SCHOOL INFORMATION:

Number of Students:	1,315,363
Number of Teachers:	85,684
Number of Schools:	2,223
Number of School Districts:	121

Student/Teacher Ratio:	15:1
Average Teacher Salary:	\$42,959
Per-Pupil Expenditure:	\$6,346
High School Graduation Rate:	86.1%
Percentage of Students of Color:	39.8%
Teacher's Unions	North Carolina Association of Educators ( <a href="http://www.ncae.org">http://www.ncae.org</a> ) North Carolina Science Teachers Association ( <a href="http://ncsta.org">http://ncsta.org</a> )

## STATE SAFE SCHOOLS LAW: No

## OTHER RELEVANT STATE LAWS:

Non-Discrimination	Yes
■ Sexual Orientation Inclusive	No
■ Gender Identity Inclusive	No

DP Benefits	No
DP Registry	No

Anti-Marriage Law	Passed in 1996
Hate Crimes	Yes
■ Sexual Orientation Inclusive	No
■ Gender Identity Inclusive	No

### Other:

Minimum Age at which a minor may receive STD testing and treatment	None
HIV is explicitly included in policy	Yes
Physician may inform parents (but is not required to do so)	No

Any instruction concerning the causes of sexually transmitted diseases, including Acquired Immune Deficiency Syndrome (AIDS), in cases where homosexual acts are a significant means of transmission, shall include the current legal status of those acts.  
NC Statute Sec.115C-81(e1)(3)

## SEXUALITY AND HIV/AIDS EDUCATION:

HIV/STD	Mandated to Teach
■ Abstinence marriage)	Must be Stressed (specifically abstinence until marriage)
■ Contraception	Local Control (If contraception is taught it must include failure rates or effectiveness and failure rates among adolescents)
Sexuality	Mandated to Teach
■ Abstinence marriage)	Must be Stressed (specifically abstinence until marriage)
■ Contraception	Local Control (If contraception is taught it must include failure rates or effectiveness and failure rates among adolescents)
Parent Opt-Out	Yes
Parent Consent	No

## DISTRICT POLICY INFORMATION:

District Name	# of students	Safe School Policy	Sexual Orientation Inclusive	Gender Identity Inclusive
Charlotte-Mecklenburg Schools	106,312	No		
Wake County Schools	101,756	No		
Guilford County Schools	65,546	Yes	Yes	Yes

## STUDENT ACTIVITY:

Number of Groups:	25
Day of Silence	Yes
■ Number of Schools with Participants:	55

## GRADE

F

<b>GENERAL EDUCATION</b>	<b>(20): 11</b>
Student/Teacher Ratio	(5): 3
Teacher Salary	(5): 4
Per-pupil Expenditure	(5): 2
Graduation Rate	(5): 2
<b>STATE SAFE SCHOOLS LAW</b>	<b>(30): 0</b>
Sexual Orientation Inclusive	(24): 0
Transgender Inclusive	(6): 0
<b>STATE NON-DISCRIMINATION LAW</b>	<b>(20): 0</b>
Sexual Orientation Inclusive	(16): 0
Transgender Inclusive	(4): 0
<b>SEXUALITY EDUCATION</b>	<b>(15): 15</b>
Statewide Requirement to Teach HIV/STD Education	(5): 5
Statewide Requirement to Teach Sexuality Education	(10): 10
<b>LOCAL SAFE SCHOOLS POLICIES</b>	<b>(15): 0</b>
Sexual Orientation Inclusive	(12): 0
Transgender Inclusive	(3): 0
<b>SCHOOLS LAW THAT STIGMATIZES LGBT PEOPLE</b>	<b>(-10): 0</b>
<b>TOTAL:</b>	<b>26</b>

# NORTH DAKOTA (ND)

## STATE INFORMATION:

Population:	634,110
Governor	John H. Hoeven (R)
Chief School Official	Education Superintendent Wayne G. Sanstead (Elected by Non-Partisan Ballot)
Senate:	31 R / 16 D
House:	66 R / 28 D
Education Revenue:	\$655,000,000
Federal Funding:	\$92,088,000
State Funding:	\$285,772,000
Local Funding:	\$294,013,000

## STATE PUBLIC SCHOOL INFORMATION:

Number of Students:	106,047
Number of Teachers:	8,035
Number of Schools:	529
Number of School Districts:	222
Student/Teacher Ratio:	13:1
Average Teacher Salary:	\$31,709
Per-Pupil Expenditure:	\$6,125
High School Graduation Rate:	94.4%
Percentage of Students of Color:	11.3%
Teacher's Unions	North Dakota Affiliate—National Education Association ( <a href="http://www.ndea.org">http://www.ndea.org</a> )

## STATE SAFE SCHOOLS LAW: No

## OTHER RELEVANT STATE LAWS:

Non-Discrimination	Yes
■ Sexual Orientation Inclusive	No
■ Gender Identity Inclusive	No

DP Benefits	No
DP Registry	No

Anti-Marriage Law	Passed in 1997
Hate Crimes	Yes
■ Sexual Orientation Inclusive	No
■ Gender Identity Inclusive	No

Minimum Age at which a minor may receive STD testing and treatment:	14
HIV is explicitly included in policy	Yes (A parent must be shown the informed consent form for an HIV test before a minor signs it)
Physician may inform parents (but is not required to do so)	No

## SEXUALITY AND HIV/AIDS EDUCATION:

HIV/STD	Mandated to teach HIV, not STD
■ Abstinence	Local Control
■ Contraception	Local Control
Sexuality	Local determination
■ Abstinence	Local Control
■ Contraception	Local Control
Parent Opt-Out	No
Parent Consent	No

## DISTRICT POLICY INFORMATION:

District Name	# of students	Safe School Policy	Sexual Orientation Inclusive	Gender Identity Inclusive
Fargo 1	11,269	Yes	Yes	No
Bismarck 1	10,606	Yes	Yes	No
Grand Forks 1	8,108	No		
Minot 1	7,063	No		

## STUDENT ACTIVITY:

Number of Groups:	0
Day of Silence	Yes
■ Number of Schools with Participants:	1

## GRADE

F

<b>GENERAL EDUCATION</b>	<b>(20): 12</b>
Student/Teacher Ratio	(5): 4
Teacher Salary	(5): 2
Per-pupil Expenditure	(5): 2
Graduation Rate	(5): 4

<b>STATE SAFE SCHOOLS LAW</b>	<b>(30): 0</b>
Sexual Orientation Inclusive	(24): 0
Transgender Inclusive	(6): 0

<b>STATE NON-DISCRIMINATION LAW</b>	<b>(20): 0</b>
Sexual Orientation Inclusive	(16): 0
Transgender Inclusive	(4): 0

<b>SEXUALITY EDUCATION</b>	<b>(15): 5</b>
Statewide Requirement to Teach HIV/STD Education	(5): 5
Statewide Requirement to Teach Sexuality Education	(10): 0

<b>LOCAL SAFE SCHOOLS POLICIES</b>	<b>(15): 12</b>
Sexual Orientation Inclusive	(12): 12
Transgender Inclusive	(3): 0

<b>SCHOOLS LAW THAT STIGMATIZES LGBT PEOPLE</b>	<b>(-10): 0</b>
-------------------------------------------------	-----------------

**TOTAL: 29**

# OHIO (OH)

## STATE INFORMATION:

Population:	11,421,267
Governor	Bob Taft (R)
Chief School Official	Superintendent of Public Instruction Susan T. Zelman (Appointed by the State Board of Education)
Senate:	22 R / 11 D
House:	53 D / 48 R
Education Revenue:	\$15,000,000,00
Federal Funding:	\$829,887,000
State Funding:	\$6,057,593,000
Local Funding:	\$6,963,798,000

## STATE PUBLIC SCHOOL INFORMATION:

Number of Students:	1,830,985
Number of Teachers:	122,115
Number of Schools:	3,826
Number of School Districts:	662
Student/Teacher Ratio:	15:1
Average Teacher Salary:	\$44,492
Per-Pupil Expenditure:	\$7,571
High School Graduation Rate:	87.7%
Percentage of Students of Color:	21.0%
Teacher's Unions	Ohio Affiliate—National Education Association ( <a href="http://www.ohea.org">http://www.ohea.org</a> )

## STATE SAFE SCHOOLS LAW: No

## OTHER RELEVANT STATE LAWS:

Non-Discrimination	Yes
■ Sexual Orientation Inclusive	No
■ Gender Identity Inclusive	No
DP Benefits	No
DP Registry	No
Anti-Marriage Law	Passed in 2004
Hate Crimes	Yes
■ Sexual Orientation Inclusive	No
■ Gender Identity Inclusive	No
Minimum Age at which a minor may receive STD testing and treatment	None
HIV is explicitly included in policy	Yes, but it does not include consent to treatment for HIV
Physician may inform parents (but is not required to do so)	No

## SEXUALITY AND HIV/AIDS EDUCATION:

HIV/STD	Mandated to teach STD, not HIV
■ Abstinence marriage)	Must be Stressed (specifically abstinence until
■ Contraception	Local Control
Sexuality	Local determination
■ Abstinence	Local Control
■ Contraception	Local Control
Parent Opt-Out	Yes
Parent Consent	No

## DISTRICT POLICY INFORMATION:

District Name	# of students	Safe School Policy	Sexual Orientation Inclusive	Gender Identity Inclusive
Cleveland Municipal School District	72,161	No		
Columbus City School District	64,131	No		
Cincinnati City School District	42,761	Yes	Yes	No

## STUDENT ACTIVITY:

Number of Groups:	45
Day of Silence	Yes
■ Number of Schools with Participants:	79

## GRADE

F

<b>GENERAL EDUCATION</b>	<b>(20): 14</b>
Student/Teacher Ratio	(5): 3
Teacher Salary	(5): 4
Per-pupil Expenditure	(5): 4
Graduation Rate	(5): 3
<b>STATE SAFE SCHOOLS LAW</b>	<b>(30): 0</b>
Sexual Orientation Inclusive	(24): 0
Transgender Inclusive	(6): 0
<b>STATE NON-DISCRIMINATION LAW</b>	<b>(20): 0</b>
Sexual Orientation Inclusive	(16): 0
Transgender Inclusive	(4): 0
<b>SEXUALITY EDUCATION</b>	<b>(15): 5</b>
Statewide Requirement to Teach HIV/STD Education	(5): 5
Statewide Requirement to Teach Sexuality Education	(10): 10
<b>LOCAL SAFE SCHOOLS POLICIES</b>	<b>(15): 0</b>
Sexual Orientation Inclusive	(12): 0
Transgender Inclusive	(3): 0
<b>SCHOOLS LAW THAT STIGMATIZES LGBT PEOPLE</b>	<b>(-10): 0</b>
<b>TOTAL:</b>	<b>19</b>

# OKLAHOMA (OK)

## STATE INFORMATION:

Population:	3,493,714
Governor	Brad Henry (D)
Chief School Official	State Superintendent of Public Instruction Sandy Garret (Elected by Partisan Ballot)
Senate:	28 D / 20 R
House:	62 R / 37 D
Education Revenue:	\$3,800,000,000
Federal Funding:	\$332,679,000
State Funding:	\$2,200,010,000
Local Funding:	\$930,733,000

## STATE PUBLIC SCHOOL INFORMATION:

Number of Students:	622,139
Number of Teachers:	41,632
Number of Schools:	1,814
Number of School Districts:	543
Student/Teacher Ratio:	15:1
Average Teacher Salary:	\$35,412
Per-Pupil Expenditure:	\$6,019
High School Graduation Rate:	85.7%
Percentage of Students of Color:	36.2%
Teacher's Unions	Oklahoma Affiliate—National Education Association ( <a href="http://www.okea.org">http://www.okea.org</a> )

**STATE SAFE SCHOOLS LAW:** No (Anti-bullying law with no categories of protection)

## OTHER RELEVANT STATE LAWS:

Non-Discrimination	Yes
■ Sexual Orientation Inclusive	No
■ Gender Identity Inclusive	No
DP Benefits	No
DP Registry	No
Anti-Marriage Law	Passed in 1996
Hate Crimes	Yes
■ Sexual Orientation Inclusive	No
■ Gender Identity Inclusive	No

Other:

Minimum Age at which a minor may receive STD testing and treatment	None
HIV is explicitly included in policy	Yes
Physician may inform parents (but is not required to do so)	Yes

AIDS Prevention Education must specifically teach students that, among other things, engaging in homosexual activity is primarily responsible for contact with AIDS virus.

OK School Code Sec.11-103.3(D)(1)

## SEXUALITY AND HIV/AIDS EDUCATION:

HIV/STD	Mandated to teach HIV, not STD
■ Abstinence	Must be Covered
■ Contraception	Must be Covered
Sexuality	Local determination
■ Abstinence	Must be Stressed
■ Contraception	Local Control
Parent Opt-Out	Yes
Parent Consent	No

## DISTRICT POLICY INFORMATION:

District Name	# of students	Safe School Policy	Sexual Orientation Inclusive	Gender Identity Inclusive
Tulsa	42,197	Yes	Yes	No
Oklahomas City	40,050	No		

## STUDENT ACTIVITY:

Number of Groups:	10
Day of Silence	Yes
■ Number of Schools with Participants:	8

## GRADE

F

<b>GENERAL EDUCATION</b>	<b>(20): 9</b>
Student/Teacher Ratio	(5): 3
Teacher Salary	(5): 2
Per-pupil Expenditure	(5): 2
Graduation Rate	(5): 2
<b>STATE SAFE SCHOOLS LAW</b>	<b>(30): 0</b>
Sexual Orientation Inclusive	(24): 0
Transgender Inclusive	(6): 0
<b>STATE NON-DISCRIMINATION LAW</b>	<b>(20): 0</b>
Sexual Orientation Inclusive	(16): 0
Transgender Inclusive	(4): 0
<b>SEXUALITY EDUCATION</b>	<b>(15): 5</b>
Statewide Requirement to Teach HIV/STD Education	(5): 5
Statewide Requirement to Teach Sexuality Education	(10): 10
<b>LOCAL SAFE SCHOOLS POLICIES</b>	<b>(15): 6</b>
Sexual Orientation Inclusive	(12): 6
Transgender Inclusive	(3): 0
<b>SCHOOLS LAW THAT STIGMATIZES LGBT PEOPLE</b>	<b>(-10): -10</b>
<b>TOTAL:</b>	<b>10</b>



# OREGON (OR)

## STATE INFORMATION:

Population:	3,521,515
Governor	Ted Kulongoski (D)
Chief School Official	State Superintendent of Public Instruction Susan Castillo (Elected by Non-Partisan Ballot)
Senate:	15 D / 15 R
House:	35 R / 25 D
Education Revenue:	\$4,600,000,000
Federal Funding:	\$284,344,000
State Funding:	\$2,297,679,000
Local Funding:	\$1,324,525,000

## STATE PUBLIC SCHOOL INFORMATION:

Number of Students:	551,480
Number of Teachers:	28,402
Number of Schools:	1,273
Number of School Districts:	198
Student/Teacher Ratio:	19:1
Average Teacher Salary:	\$43,886
Per-Pupil Expenditure:	\$7,528
High School Graduation Rate:	82.3%
Percentage of Students of Color:	22.4%
Teacher's Unions	Oregon State Affiliate—National Education Association ( <a href="http://www.oregoned.org">http://www.oregoned.org</a> )

**STATE SAFE SCHOOLS LAW:** No (Anti-bullying law with no categories of protection)

## OTHER RELEVANT STATE LAWS:

Non-Discrimination	Yes
■ Sexual Orientation Inclusive	No
■ Gender Identity Inclusive	No
DP Benefits	Yes
DP Registry	No
Anti-Marriage Law	No
Hate Crimes	Yes
■ Sexual Orientation Inclusive	Yes
■ Gender Identity Inclusive	No

Minimum Age at which a minor may receive STD testing and treatment	None
HIV is explicitly included in policy	Yes
Physician may inform parents (but is not required to do so)	No

## SEXUALITY AND HIV/AIDS EDUCATION:

HIV/STD	Mandated to Teach
■ Abstinence	Must be Stressed
■ Contraception	Must be Covered
Sexuality	Local determination
■ Abstinence	Must be Stressed
■ Contraception	Must be Covered
Parent Opt-Out	Yes
Parent Consent	No

## DISTRICT POLICY INFORMATION:

District Name	# of students	Safe School Policy	Sexual Orientation Inclusive	Gender Identity Inclusive
Portland School District 1J	51,441	Yes	Yes	No
Salem/Keizer School District 24J	36,163	Yes	Yes	No
Beaverton School District 48J	34,687	Yes	Yes	No

## STUDENT ACTIVITY:

Number of Groups:	37
Day of Silence	Yes
■ Number of Schools with Participants:	30

## GRADE

F

<b>GENERAL EDUCATION</b>	<b>(20): 11</b>
Student/Teacher Ratio	(5): 1
Teacher Salary	(5): 4
Per-pupil Expenditure	(5): 4
Graduation Rate	(5): 2
<b>STATE SAFE SCHOOLS LAW</b>	<b>(30): 0</b>
Sexual Orientation Inclusive	(24): 0
Transgender Inclusive	(6): 0
<b>STATE NON-DISCRIMINATION LAW</b>	<b>(20): 0</b>
Sexual Orientation Inclusive	(16): 0
Transgender Inclusive	(4): 0
<b>SEXUALITY EDUCATION</b>	<b>(15): 5</b>
Statewide Requirement to Teach HIV/STD Education	(5): 5
Statewide Requirement to Teach Sexuality Education	(10): 0
<b>LOCAL SAFE SCHOOLS POLICIES</b>	<b>(15): 12</b>
Sexual Orientation Inclusive	(12): 12
Transgender Inclusive	(3): 0
<b>SCHOOLS LAW THAT STIGMATIZES LGBT PEOPLE</b>	<b>(-10): 0</b>
<b>TOTAL:</b>	<b>28</b>

# PENNSYLVANIA (PA)

## STATE INFORMATION:

Population:	12,335,091
Governor	Edward G. Rendell (D)
Chief School Official	Education Secretary Vicki L. Phillips (Appointed by the Governor)
Senate:	29 R / 21 D
House:	109 R / 94 D
Education Revenue:	\$15,700,000,000
Federal Funding:	\$937,333,000
State Funding:	\$5,933,154,000
Local Funding:	\$8,366,851,000

## STATE PUBLIC SCHOOL INFORMATION:

Number of Students:	1,821,627
Number of Teachers:	118,470
Number of Schools:	3,185
Number of School Districts:	501
Student/Teacher Ratio:	15:1
Average Teacher Salary:	\$50,599
Per-Pupil Expenditure:	\$8,210
High School Graduation Rate:	89%
Percentage of Students of Color:	22.3%
Teacher's Unions	Pennsylvania Affiliate—National Education Association ( <a href="http://www.psea.org">http://www.psea.org</a> )

**STATE SAFE SCHOOLS LAW:** No (State Board of Education non-discrimination policy includes sexual orientation)

## OTHER RELEVANT STATE LAWS:

Non-Discrimination	Yes
■ Sexual Orientation Inclusive	No (public employees are protected under 2003 Executive Order)
■ Gender Identity Inclusive	No (public employees are protected under 2003 Executive Order)
DP Benefits	No
DP Registry	No
Anti-Marriage Law	Passed in 1996
Hate Crimes	Yes
■ Sexual Orientation Inclusive	Yes
■ Gender Identity Inclusive	Yes
Minimum Age at which a minor may receive STD testing and treatment	None
HIV is explicitly included in policy	Yes
Physician may inform parents (but is not required to do so)	No

## SEXUALITY AND HIV/AIDS EDUCATION:

HIV/STD	Mandated to teach HIV, not STD
■ Abstinence	Must be Stressed
■ Contraception	Local Control
Sexuality	Local determination
■ Abstinence	Local Control
■ Contraception	Local Control
Parent Opt-Out (HIV/STD education only)	Yes, if based on moral or religious beliefs
Parent Consent	No

## DISTRICT POLICY INFORMATION:

District Name	# of students	Safe School Policy	Sexual Orientation Inclusive	Gender Identity Inclusive
Philadelphia City School District	196,245	Yes	Yes	No
Pittsburgh School District	37,612	Yes	Yes	No

## STUDENT ACTIVITY:

Number of Groups:	76
Day of Silence	Yes
■ Number of Schools with Participants:	83

## GRADE

F

<b>GENERAL EDUCATION</b>	<b>(20): 16</b>
Student/Teacher Ratio	(5): 3
Teacher Salary	(5): 5
Per-pupil Expenditure	(5): 4
Graduation Rate	(5): 4
<b>STATE SAFE SCHOOLS LAW</b>	<b>(30): 0</b>
Sexual Orientation Inclusive	(24): 0
Transgender Inclusive	(6): 0
<b>STATE NON-DISCRIMINATION LAW</b>	<b>(20): 0</b>
Sexual Orientation Inclusive	(16): 0
Transgender Inclusive	(4): 0
<b>SEXUALITY EDUCATION</b>	<b>(15): 5</b>
Statewide Requirement to Teach HIV/STD Education	(5): 5
Statewide Requirement to Teach Sexuality Education	(10): 0
<b>LOCAL SAFE SCHOOLS POLICIES</b>	<b>(15): 12</b>
Sexual Orientation Inclusive	(12): 12
Transgender Inclusive	(3): 0
<b>SCHOOLS LAW THAT STIGMATIZES LGBT PEOPLE</b>	<b>(-10): 0</b>
<b>TOTAL:</b>	<b>33</b>

# RHODE ISLAND (RI)

## STATE INFORMATION:

Population:	1,069,725
Governor	Don Carcieri (R)
Chief School Official	Education Commissioner Peter McWalters (Appointed by the State Board of Education)
Senate:	32 D / 6 R
House:	63 D / 11 R / 1 I
Education Revenue:	\$1,600,000,000
Federal Funding:	\$73,870,000
State Funding:	\$548,776,000
Local Funding:	\$67,9478,000

## STATE PUBLIC SCHOOL INFORMATION:

Number of Students:	158,046
Number of Teachers:	11,103
Number of Schools:	326
Number of School Districts:	36
Student/Teacher Ratio:	14:1
Average Teacher Salary:	\$49,758
Per-Pupil Expenditure:	\$9,315
High School Graduation Rate:	87.9%
Percentage of Students of Color:	26.7%
Teacher's Unions	Rhode Island Affiliate—National Education Association ( <a href="http://www.neari.org">http://www.neari.org</a> )

<b>STATE SAFE SCHOOLS LAW:</b>	No (Department of Education, State Board of Regents non-discrimination policy includes sexual orientation)
--------------------------------	------------------------------------------------------------------------------------------------------------

## OTHER RELEVANT STATE LAWS:

Non-Discrimination	Yes
■ Sexual Orientation Inclusive	Yes
■ Gender Identity Inclusive	Yes
DP Benefits	Yes
DP Registry	No
Anti-Marriage Law	No
Hate Crimes	Yes
■ Sexual Orientation Inclusive	Yes
■ Gender Identity Inclusive	No
Minimum Age at which a minor may receive STD testing and treatment	None
HIV is explicitly included in policy	Yes
Physician may inform parents (but is not required to do so)	No

## SEXUALITY AND HIV/AIDS EDUCATION:

HIV/STD	Mandated to Teach
■ Abstinence	Must be Stressed
■ Contraception	Must be Covered
Sexuality	Mandated to Teach
■ Abstinence	Must be Stressed
■ Contraception	Must be Covered
Parent Opt-Out	Yes
Parent Consent	No

## DISTRICT POLICY INFORMATION:

District Name	# of students	Safe School Policy	Sexual Orientation Inclusive	Gender Identity Inclusive
Providence School District	27,159	Yes	Yes	No
Warwick School District	12,222	Yes	Yes	No
Cranston School District	11,155	No		

## STUDENT ACTIVITY:

Number of Groups:	2
Day of Silence	Yes
■ Number of Schools with Participants:	9

## GRADE

# D

<b>GENERAL EDUCATION</b>	<b>(20): 18</b>
Student/Teacher Ratio	(5): 4
Teacher Salary	(5): 5
Per-pupil Expenditure	(5): 5
Graduation Rate	(5): 4
<b>STATE SAFE SCHOOLS LAW</b>	<b>(30): 0</b>
Sexual Orientation Inclusive	(24): 0
Transgender Inclusive	(6): 0
<b>STATE NON-DISCRIMINATION LAW</b>	<b>(20): 20</b>
Sexual Orientation Inclusive	(16): 16
Transgender Inclusive	(4): 4
<b>SEXUALITY EDUCATION</b>	<b>(15): 15</b>
Statewide Requirement to Teach HIV/STD Education	(5): 5
Statewide Requirement to Teach Sexuality Education	(10): 10
<b>LOCAL SAFE SCHOOLS POLICIES</b>	<b>(15): 12</b>
Sexual Orientation Inclusive	(12): 12
Transgender Inclusive	(3): 0
<b>SCHOOLS LAW THAT STIGMATIZES LGBT PEOPLE</b>	<b>(-10): 0</b>
<b>TOTAL:</b>	<b>65</b>

# SOUTH CAROLINA (SC)

## STATE INFORMATION:

Population:	4,107,183
Governor	Mark Sanford (R)
Chief School Official	State Superintendent of Education Inez Moore Tenenbaum (Elected by Partisan Ballot)
Senate:	25 R / 21 D
House:	73 R / 51 D
Education Revenue:	\$4,700,000,000
Federal Funding:	\$361,412,000
State Funding:	\$2,291,942,000
Local Funding:	\$1,560,842,000

## STATE PUBLIC SCHOOL INFORMATION:

Number of Students:	691,078
Number of Teachers:	46,616
Number of Schools:	1,053
Number of School Districts:	89
Student/Teacher Ratio:	15:1
Average Teacher Salary:	\$38,943
Per-Pupil Expenditure:	\$6,631
High School Graduation Rate:	85.1%
Percentage of Students of Color:	45.3%
Teacher's Unions	South Carolina Affiliate—National Education Association ( <a href="http://www.thescea.org">http://www.thescea.org</a> )

## STATE SAFE SCHOOLS LAW: No

## OTHER RELEVANT STATE LAWS:

Non-Discrimination	Yes
■ Sexual Orientation Inclusive	No
■ Gender Identity Inclusive	No
DP Benefits	No
DP Registry	No
Anti-Marriage Law	Passed in 1996
Hate Crimes	No
Other:	
Minimum Age at which a minor may receive STD testing and treatment:	16
HIV is explicitly included in policy	Yes
Physician may inform parents (but is not required to do so)	No

The health education program of instruction may not include a discussion of alternate sexual lifestyles from heterosexual relationships including, but not limited to, homosexual relationships except in the context of instruction concerning sexually transmitted diseases.

SC Statute Sec.59-32-30(5)

## SEXUALITY AND HIV/AIDS EDUCATION:

HIV/STD	Mandated to teach STD, not HIV
■ Abstinence	Must be Stressed
■ Contraception	Must be Covered
Sexuality	Mandated to Teach
■ Abstinence (marriage)	Must be Stressed (specifically abstinence until marriage)
■ Contraception	Must be Covered
Parent Opt-Out	Yes
Parent Consent	No

## DISTRICT POLICY INFORMATION:

District Name	# of students	Safe School Policy	Sexual Orientation Inclusive	Gender Identity Inclusive
Greenville County School District	61,268	No		
Charleston County School District	43,516	No		

## STUDENT ACTIVITY:

Number of Groups:	8
Day of Silence	Yes
■ Number of Schools with Participants:	8

## GRADE

F

<b>GENERAL EDUCATION</b>	<b>(20): 9</b>
Student/Teacher Ratio	(5): 3
Teacher Salary	(5): 2
Per-pupil Expenditure	(5): 2
Graduation Rate	(5): 2
<b>STATE SAFE SCHOOLS LAW</b>	<b>(30): 0</b>
Sexual Orientation Inclusive	(24): 0
Transgender Inclusive	(6): 0
<b>STATE NON-DISCRIMINATION LAW</b>	<b>(20): 0</b>
Sexual Orientation Inclusive	(16): 0
Transgender Inclusive	(4): 0
<b>SEXUALITY EDUCATION</b>	<b>(15): 15</b>
Statewide Requirement to Teach HIV/STD Education	(5): 5
Statewide Requirement to Teach Sexuality Education	(10): 10
<b>LOCAL SAFE SCHOOLS POLICIES</b>	<b>(15): 0</b>
Sexual Orientation Inclusive	(12): 0
Transgender Inclusive	(3): 0
<b>SCHOOLS LAW THAT STIGMATIZES LGBT PEOPLE</b>	<b>(-10): -10</b>
<b>TOTAL:</b>	<b>14</b>



# SOUTH DAKOTA (SD)

## STATE INFORMATION:

Population:	761,063
Governor	Mike Rounds (R)
Chief School Official	Interim Education Secretary Rick Melmer (Appointed by the Governor)
Senate:	26 R / 9 D
House:	48 R / 21 D
Education Revenue:	\$815,000,000
Federal Funding:	\$87,186,000
State Funding:	\$297,347,000
Local Funding:	\$420,191,000

## STATE PUBLIC SCHOOL INFORMATION:

Number of Students:	127,542
Number of Teachers:	9,370
Number of Schools:	749
Number of School Districts:	176
Student/Teacher Ratio:	14:1
Average Teacher Salary:	\$31,295
Per-Pupil Expenditure:	\$6,191
High School Graduation Rate:	92%
Percentage of Students of Color:	13.7%
Teacher's Unions	South Dakota Affiliate—National Education Association ( <a href="http://www.sdea.org">http://www.sdea.org</a> )

## STATE SAFE SCHOOLS LAW: No

## OTHER RELEVANT STATE LAWS:

Non-Discrimination	Yes
■ Sexual Orientation Inclusive	No
■ Gender Identity Inclusive	No

DP Benefits	No
DP Registry	No

Anti-Marriage Law	Passed in 1996
Hate Crimes	Yes
■ Sexual Orientation Inclusive	No
■ Gender Identity Inclusive	No

Minimum Age at which a minor may receive STD testing and treatment	None
HIV is explicitly included in policy	No
Physician may inform parents (but is not required to do so)	No

## SEXUALITY AND HIV/AIDS EDUCATION:

HIV/STD	Local determination
■ Abstinence	Local Control
(Abstinence is taught within character education)	
■ Contraception	Local Control

Sexuality	Local determination
■ Abstinence	Local Control
(Abstinence is taught within character education)	
■ Contraception	Local Control

Parent Opt-Out	No
Parent Consent	No

## DISTRICT POLICY INFORMATION:

District Name	# of students	Safe School Policy	Sexual Orientation Inclusive	Gender Identity Inclusive
Sioux Falls School District 49-5	19,381	Yes	Yes	No
Rapid City Area School District 51-4	13,368	No		

## STUDENT ACTIVITY:

Number of Groups:	3
Day of Silence	Yes
■ Number of Schools with Participants:	3

## GRADE

F

<b>GENERAL EDUCATION</b>	<b>(20): 12</b>
Student/Teacher Ratio	(5): 4
Teacher Salary	(5): 2
Per-pupil Expenditure	(5): 2
Graduation Rate	(5): 4

<b>STATE SAFE SCHOOLS LAW</b>	<b>(30): 0</b>
Sexual Orientation Inclusive	(24): 0
Transgender Inclusive	(6): 0

<b>STATE NON-DISCRIMINATION LAW</b>	<b>(20): 0</b>
Sexual Orientation Inclusive	(16): 0
Transgender Inclusive	(4): 0

<b>SEXUALITY EDUCATION</b>	<b>(15): 0</b>
Statewide Requirement to Teach HIV/STD Education	(5): 0
Statewide Requirement to Teach Sexuality Education	(10): 0

<b>LOCAL SAFE SCHOOLS POLICIES</b>	<b>(15): 6</b>
Sexual Orientation Inclusive	(12): 6
Transgender Inclusive	(3): 0

<b>SCHOOLS LAW THAT STIGMATIZES LGBT PEOPLE</b>	<b>(-10): 0</b>
-------------------------------------------------	-----------------

**TOTAL: 18**

# TENNESSEE (TN)

## STATE INFORMATION:

Population:	5,797,289
Governor	Phil Bredeson (D)
Chief School Official	Commissioner of Education Lana C. Seivers (Appointed by the Governor)
Senate:	18 D / 15 R
House:	54 D / 45 R
Education Revenue:	\$5,100,000,000
Federal Funding:	\$445,545,000
State Funding:	\$2,404,133,000
Local Funding:	\$1,883,947,000

## STATE PUBLIC SCHOOL INFORMATION:

Number of Students:	925,030
Number of Teachers:	58,357
Number of Schools:	1,610
Number of School Districts:	138

Student/Teacher Ratio:	16:1
Average Teacher Salary:	\$38,554
Per-Pupil Expenditure:	\$5,687
High School Graduation Rate:	89%
Percentage of Students of Color:	28.2%
Teacher's Unions	Tennessee Affiliate—National Education Association ( <a href="http://www.teateachers.org">http://www.teateachers.org</a> )

## STATE SAFE SCHOOLS LAW: No

## OTHER RELEVANT STATE LAWS:

Non-Discrimination	Yes
■ Sexual Orientation Inclusive	No
■ Gender Identity Inclusive	No
DP Benefits	No
DP Registry	No
Anti-Marriage Law	Passed in 1996
Hate Crimes	Yes
■ Sexual Orientation Inclusive	Yes
■ Gender Identity Inclusive	No

Other:

Minimum Age at which a minor may receive STD testing and treatment None  
HIV is explicitly included in policy Yes  
Physician may inform parents (but is not required to do so) No

Spontaneous questions by students in sex education courses:  
Instructor must answer in good faith any question, or series of questions, germane and material to the course, asked of the instructor and initiated by a student or students enrolled in the course.  
TN Code Sec.49-6-1005(a)

## SEXUALITY AND HIV/AIDS EDUCATION:

HIV/STD Mandated to Teach\*  
■ Abstinence Must be Stressed (specifically abstinence until marriage)  
■ Contraception:

Sexuality Mandated to Teach\*  
■ Abstinence Must be Stressed (specifically abstinence until marriage)  
■ Contraception:

\* If the pregnancy rate in any Tennessee county exceeds 19.5 pregnancies per 1000 females aged 15-17, the county's local education agencies must provide sexuality, STD, & HIV education

Parent Opt-Out Yes  
Parent Consent No

## DISTRICT POLICY INFORMATION:

District Name	# of students	Safe School Policy	Sexual Orientation Inclusive	Gender Identity Inclusive
Memphis City School District	113,401	Yes	Yes	No
Nashville-Davidson County School District	65,286	No		
Knox County School District	50,474	No		

## STUDENT ACTIVITY:

Number of Groups: 5  
Day of Silence Yes  
■ Number of Schools with Participants: 9

## GRADE

F

**GENERAL EDUCATION (20): 10**  
Student/Teacher Ratio (5): 2  
Teacher Salary (5): 2  
Per-pupil Expenditure (5): 2  
Graduation Rate (5): 4

**STATE SAFE SCHOOLS LAW (30): 0**  
Sexual Orientation Inclusive (24): 0  
Transgender Inclusive (6): 0

**STATE NON-DISCRIMINATION LAW (20): 0**  
Sexual Orientation Inclusive (16): 0  
Transgender Inclusive (4): 0

**SEXUALITY EDUCATION (15): 15**  
Statewide Requirement to Teach HIV/STD Education (5): 5  
Statewide Requirement to Teach Sexuality Education (10): 10

**LOCAL SAFE SCHOOLS POLICIES (15): 6**  
Sexual Orientation Inclusive (12): 6  
Transgender Inclusive (3): 0

**SCHOOLS LAW THAT STIGMATIZES LGBT PEOPLE (-10): 0**

**TOTAL: 31**

# TEXAS (TX)

## STATE INFORMATION:

Population:	21,779,893
Governor	Rick Perry (R)
Chief School Official	Commissioner of Education Felipe Alanis (Appointed by Governor)
Senate:	19 R / 12 D
House:	88 R / 62 D
Education Revenue:	\$28,200,000,000
Federal Funding:	\$2,167,802,000
State Funding:	\$10,873,810,000
Local Funding:	\$11,966,341,000

## STATE PUBLIC SCHOOL INFORMATION:

Number of Students:	4,163,447
Number of Teachers:	282,846
Number of Schools:	7,646
Number of School Districts:	1,040
Student/Teacher Ratio:	15:1
Average Teacher Salary:	\$39,293
Per-Pupil Expenditure:	\$6,539
High School Graduation Rate:	79.4%
Percentage of Students of Color:	58.3%
Teacher's Unions	Texas Affiliate—National Education Association ( <a href="http://www.tsta.org">http://www.tsta.org</a> ) Texas Federation of Teachers ( <a href="http://tft.org">http://tft.org</a> )

## STATE SAFE SCHOOLS LAW: No

## OTHER RELEVANT STATE LAWS:

Non-Discrimination	Yes
■ Sexual Orientation Inclusive	No
■ Gender Identity Inclusive	No
DP Benefits	No
DP Registry	No
Anti-Marriage Law	Passed in 1973 and 2003
Hate Crimes	Yes
■ Sexual Orientation Inclusive	Yes
■ Gender Identity Inclusive	No
Other:	
Minimum Age at which a minor may receive STD testing and treatment	None
HIV is explicitly included in policy	Yes
Physician may inform parents (but is not required to do so)	Yes

Information must be provided in a factual manner and from a public health perspective, that homosexuality is not a lifestyle acceptable to the general public and that homosexual conduct is a criminal offense under the Penal Code. TX Statute Sec.163.002 (8)

## SEXUALITY AND HIV/AIDS EDUCATION:

HIV/STD	Local determination
■ Abstinence marriage)	Must be Stressed (specifically abstinence until marriage)
■ Contraception	Local Control (If contraception is taught it must include failure rates or effectiveness and failure rates among adolescents)
Sexuality	Local determination
■ Abstinence marriage)	Must be Stressed (specifically abstinence until marriage)
■ Contraception	Local Control (If contraception is taught it must include failure rates or effectiveness and failure rates among adolescents)
Parent Opt-Out	Yes
Parent Consent	Yes

## DISTRICT POLICY INFORMATION:

District Name	# of students	Safe School Policy	Sexual Orientation Inclusive	Gender Identity Inclusive
Houston Independent School District	210,950	Yes	Yes	No
Dallas Independent School District	163,562	Yes	Yes	No

## STUDENT ACTIVITY:

Number of Groups:	28
Day of Silence	Yes
■ Number of Schools with Participants:	61

## GRADE

F

<b>GENERAL EDUCATION</b>	<b>(20): 10</b>
Student/Teacher Ratio	(5): 3
Teacher Salary	(5): 3
Per-pupil Expenditure	(5): 2
Graduation Rate	(5): 2

<b>STATE SAFE SCHOOLS LAW</b>	<b>(30): 0</b>
Sexual Orientation Inclusive	(24): 0
Transgender Inclusive	(6): 0

<b>STATE NON-DISCRIMINATION LAW</b>	<b>(20): 0</b>
Sexual Orientation Inclusive	(16): 0
Transgender Inclusive	(4): 0

<b>SEXUALITY EDUCATION</b>	<b>(15): 0</b>
Statewide Requirement to Teach HIV/STD Education	(5): 0
Statewide Requirement to Teach Sexuality Education	(10): 0

<b>LOCAL SAFE SCHOOLS POLICIES</b>	<b>(15): 12</b>
Sexual Orientation Inclusive	(12): 12
Transgender Inclusive	(3): 0

<b>SCHOOLS LAW THAT STIGMATIZES LGBT PEOPLE</b>	<b>(-10): -10</b>
-------------------------------------------------	-------------------

**TOTAL: 12**

# UTAH (UT)

## STATE INFORMATION:

Population:	2,316,256
Governor	Michael O. Leavitt (R)
Chief School Official	State Superintendent of Public Instruction Steven O. Laing (Appointed by the State Board of Education)
Senate:	22 R / 7 D
House:	56 R / 19 D
Education Revenue:	\$2,300,000,000
Federal Funding:	\$172,295,000
State Funding:	\$1,496,345,000
Local Funding:	\$721,271,000

## STATE PUBLIC SCHOOL INFORMATION:

Number of Students:	484,677
Number of Teachers:	22,211
Number of Schools:	791
Number of School Districts:	40
Student/Teacher Ratio:	22:1
Average Teacher Salary:	\$37,414
Per-Pupil Expenditure:	\$4,674
High School Graduation Rate:	90%
Percentage of Students of Color:	15.2%
Teacher's Unions	Utah Affiliate—National Education Association ( <a href="http://www.utea.org">http://www.utea.org</a> )

## STATE SAFE SCHOOLS LAW: No

## OTHER RELEVANT STATE LAWS:

Non-Discrimination	Yes
■ Sexual Orientation Inclusive	No
■ Gender Identity Inclusive	No
DP Benefits	No
DP Registry	No
Anti-Marriage Law	Passed in 1995
Hate Crimes	Yes
■ Sexual Orientation Inclusive	No
■ Gender Identity Inclusive	No
Other:	
Minimum Age at which a minor may receive STD testing and treatment	None
HIV is explicitly included in policy	No
Physician may inform parents (but is not required to do so)	No

Spontaneous Question from Students: Teacher prohibited from responding to questioning any way that conflicts with State law. School materials are prohibited from the instruction of advocacy of homosexuality. UT Administrative Code Sec.R277-474-7(D); UT Statute Sec.53A-13-101(i)(b)(ii)(A)

## SEXUALITY AND HIV/AIDS EDUCATION:

HIV/STD	Mandated to Teach
■ Abstinence (marriage)	Must be Stressed (specifically abstinence until marriage)
■ Contraception	Local Control*
Sexuality	Mandated to Teach
■ Abstinence	Must be Stressed
■ Contraception	Local Control*

\* Prohibits “the advocacy or encouragement of the use of contraceptive methods or devices” and prohibits teachers from responding to students’ spontaneous questions in ways that conflict with this and the law’s other requirements

Parent Opt-Out	No
Parent Consent	Yes

## DISTRICT POLICY INFORMATION:

District Name	# of students	Safe School Policy	Sexual Orientation Inclusive	Gender Identity Inclusive
Jordan School District	71,332	No		
Granite School District	70,813	No		
Davis School District	58,109	No		
Alpine School District	47,200	No		

## STUDENT ACTIVITY:

Number of Groups:	7
Day of Silence	Yes
■ Number of Schools with Participants:	3

## GRADE

# F

<b>GENERAL EDUCATION</b>	<b>(20): 8</b>
Student/Teacher Ratio	(5): 1
Teacher Salary	(5): 2
Per-pupil Expenditure	(5): 1
Graduation Rate	(5): 4

<b>STATE SAFE SCHOOLS LAW</b>	<b>(30): 0</b>
Sexual Orientation Inclusive	(24): 0
Transgender Inclusive	(6): 0

<b>STATE NON-DISCRIMINATION LAW</b>	<b>(20): 0</b>
Sexual Orientation Inclusive	(16): 0
Transgender Inclusive	(4): 0

<b>SEXUALITY EDUCATION</b>	<b>(15): 15</b>
Statewide Requirement to Teach HIV/STD Education	(5): 5
Statewide Requirement to Teach Sexuality Education	(10): 10

<b>LOCAL SAFE SCHOOLS POLICIES</b>	<b>(15): 0</b>
Sexual Orientation Inclusive	(12): 0
Transgender Inclusive	(3): 0

<b>SCHOOLS LAW THAT STIGMATIZES LGBT PEOPLE</b>	<b>(-10): -10</b>
-------------------------------------------------	-------------------

**TOTAL: 13**



# VERMONT (VT)

## STATE INFORMATION:

Population:	616,592
Governor	James H. Douglas (R)
Chief School Official	Commissioner of Education Richard Cate (Appointed by the State Board of Education)
Senate:	19 D / 11 R
House:	74 R / 69 D / 7 I
Education Revenue:	\$976,000,000
Federal Funding:	\$52,890,000
State Funding:	\$675,896,000
Local Funding:	\$163,291,000

## STATE PUBLIC SCHOOL INFORMATION:

Number of Students:	101,179
Number of Teachers:	8,554
Number of Schools:	359
Number of School Districts:	292
Student/Teacher Ratio:	12:1
Average Teacher Salary:	\$38,802
Per-Pupil Expenditure:	\$9,153
High School Graduation Rate:	90.8%
Percentage of Students of Color:	4.2%
Teacher's Unions	Vermont Affiliate—National Education Association ( <a href="http://www.vtnea.org">http://www.vtnea.org</a> )

## STATE SAFE SCHOOLS LAW:

Type of Law	Yes Education Statute Anti-Harassment
Year Enacted	1994
Categories Included	Sexual Orientation
Type of Schools Covered	Public or Independent School; Postsecondary School
Explicit Private Right of Action	No
Other Specific Requirements	School Board must have policy at least as stringent as State Model Policy; Schools must create complaint procedures; Notice of policy must be provided to students, parents & guardians; and staff.

### OTHER RELEVANT STATE LAWS:

Non-Discrimination Yes  
■ Sexual Orientation Inclusive Yes  
■ Gender Identity Inclusive No

DP Benefits Yes  
DP Registry No

Anti-Marriage Law No  
Hate Crimes Yes  
■ Sexual Orientation Inclusive Yes  
■ Gender Identity Inclusive Yes

Minimum Age at which a minor may receive STD testing and treatment: 12

HIV is explicitly included in policy Yes

Physician may inform parents (but is not required to do so) No

### SEXUALITY AND HIV/AIDS EDUCATION:

HIV/STD Mandated to Teach  
■ Abstinence Must be Covered  
■ Contraception Must be Covered

Sexuality Mandated to Teach  
■ Abstinence Must be Covered  
■ Contraception Must be Covered

Parent Opt-Out Yes, if based on moral or religious beliefs  
Parent Consent No

### DISTRICT POLICY INFORMATION:

District Name	# of students	Safe School Policy	Sexual Orientation Inclusive	Gender Identity Inclusive
Burlington School District	3,625	Yes	Yes	No
Rutland City School District	2,767	Yes	Yes	No

### STUDENT ACTIVITY:

Number of Groups: 22  
Day of Silence Yes  
■ Number of Schools with Participants: 7

## GRADE

# B

**GENERAL EDUCATION (20): 15**  
Student/Teacher Ratio (5): 4  
Teacher Salary (5): 2  
Per-pupil Expenditure (5): 5  
Graduation Rate (5): 4

**STATE SAFE SCHOOLS LAW (30): 24**  
Sexual Orientation Inclusive (24): 24  
Transgender Inclusive (6): 0

**STATE NON-DISCRIMINATION LAW (20): 16**  
Sexual Orientation Inclusive (16): 16  
Transgender Inclusive (4): 0

**SEXUALITY EDUCATION (15): 15**  
Statewide Requirement to Teach HIV/STD Education (5): 5  
Statewide Requirement to Teach Sexuality Education (10): 10

**LOCAL SAFE SCHOOLS POLICIES (15): 12**  
Sexual Orientation Inclusive (12): 12  
Transgender Inclusive (3): 0

**SCHOOLS LAW THAT STIGMATIZES LGBT PEOPLE (-10): 0**

**TOTAL: 82**

# VIRGINIA (VA)

## STATE INFORMATION:

Population:	7,293,542
Governor	Mark R. Warner (D)
Chief School Official	Secretary of Education Jo Lynne DeMary (Appointed by the Governor)
Senate:	23 R / 17 D
House:	65 R / 33 D / 2 I
Education Revenue:	\$8,700,000,000
Federal Funding:	\$438,656,000
State Funding:	\$2,825,340,000
Local Funding:	\$4,831,710,000

## STATE PUBLIC SCHOOL INFORMATION:

Number of Students:	1,163,091
Number of Teachers:	89,314
Number of Schools:	1,839
Number of School Districts:	137
Student/Teacher Ratio:	13:1
Average Teacher Salary:	\$41,262
Per-Pupil Expenditure:	\$7,281
High School Graduation Rate:	87.3%
Percentage of Students of Color:	36.9%
Teacher's Unions	Virginia Affiliate—National Education Association ( <a href="http://www.veaweteach.org">http://www.veaweteach.org</a> )

## STATE SAFE SCHOOLS LAW: No

## OTHER RELEVANT STATE LAWS:

Non-Discrimination	Yes
■ Sexual Orientation Inclusive	No
■ Gender Identity Inclusive	No
DP Benefits	No
DP Registry	No
Anti-Marriage Law	Passed in 1997
Hate Crimes	Yes
■ Sexual Orientation Inclusive	No
■ Gender Identity Inclusive	No
Minimum Age at which a minor may receive STD testing and treatment	None
HIV is explicitly included in policy	Yes
Physician may inform parents (but is not required to do so)	No

## SEXUALITY AND HIV/AIDS EDUCATION:

HIV/STD	Mandated to Teach
■ Abstinence marriage)	Must be Covered (specifically abstinence until
■ Contraception	Must be Covered
Sexuality	Mandated to Teach
■ Abstinence marriage)	Must be Covered (specifically abstinence until
■ Contraception	Must be Covered
Parent Opt-Out	Yes
Parent Consent	No

## DISTRICT POLICY INFORMATION:

District Name	# of students	Safe School Policy	Sexual Orientation Inclusive	Gender Identity Inclusive
Fairfax County Public Schools	160,584	Yes	Yes	No
Virginia Beach City Public Schools	75,970	No		
Prince William Fairfax County Public Schools	58,017	No		
Chesterfield Fairfax County Public Schools	52,726	No		
Henrico Fairfax County Public Schools	42,928	No		

## STUDENT ACTIVITY:

Number of Groups:	35
Day of Silence	Yes
■ Number of Schools with Participants:	54

## GRADE

F

<b>GENERAL EDUCATION</b>	<b>(20): 14</b>
Student/Teacher Ratio	(5): 4
Teacher Salary	(5): 4
Per-pupil Expenditure	(5): 4
Graduation Rate	(5): 2
<b>STATE SAFE SCHOOLS LAW</b>	<b>(30): 0</b>
Sexual Orientation Inclusive	(24): 0
Transgender Inclusive	(6): 0
<b>STATE NON-DISCRIMINATION LAW</b>	<b>(20): 0</b>
Sexual Orientation Inclusive	(16): 0
Transgender Inclusive	(4): 0
<b>SEXUALITY EDUCATION</b>	<b>(15): 15</b>
Statewide Requirement to Teach HIV/STD Education	(5): 5
Statewide Requirement to Teach Sexuality Education	(10): 10
<b>LOCAL SAFE SCHOOLS POLICIES</b>	<b>(15): 6</b>
Sexual Orientation Inclusive	(12): 6
Transgender Inclusive	(3): 0
<b>SCHOOLS LAW THAT STIGMATIZES LGBT PEOPLE</b>	<b>(-10): 0</b>
<b>TOTAL:</b>	<b>35</b>

# WASHINGTON (WA)

## STATE INFORMATION:

Population:	6,068,996
Governor	Gary Locke (D)
Chief School Official	Superintendent of Public Instruction Terry Bergeson (Non-Partisan Statewide Ballot)
Senate:	25 R / 24 D
House:	52 D / 46 R
Education Revenue:	\$7,300,000,000
Federal Funding:	\$491,420,000
State Funding:	\$4,659,490,000
Local Funding:	\$1,822,165,000

## STATE PUBLIC SCHOOL INFORMATION:

Number of Students:	1,009,200
Number of Teachers:	52,534
Number of Schools:	2,170
Number of School Districts:	296
Student/Teacher Ratio:	19:1
Average Teacher Salary:	\$43,483
Per-Pupil Expenditure:	\$6,750
High School Graduation Rate:	87.4%
Percentage of Students of Color:	26.4%
Teacher's Unions	Washington Affiliate—National Education Association ( <a href="http://www.wa.nea.org">http://www.wa.nea.org</a> )

## STATE SAFE SCHOOLS LAW:

Type of Law	Education Statute Anti-Harassment
Year Enacted	2002
Categories Included	Sexual Orientation
Type of Schools Covered	Public schools only
Explicit Private Right of Action	No
Other Specific Requirements	The Superintendent of Public Instruction created a model policy. Districts were required to adopt a policy by Aug. 1, 2003.

## OTHER RELEVANT STATE LAWS:

Non-Discrimination	Yes
■ Sexual Orientation Inclusive	No (public employees are covered under a 1993 Executive Order)
■ Gender Identity Inclusive	No
DP Benefits	Yes
DP Registry	No
Anti-Marriage Law	Passed in 1998
Hate Crimes	Yes
■ Sexual Orientation Inclusive	Yes
■ Gender Identity Inclusive	No
Minimum Age at which a minor may receive STD testing and treatment:	14
HIV is explicitly included in policy	Yes
Physician may inform parents (but is not required to do so)	No

## SEXUALITY AND HIV/AIDS EDUCATION:

HIV/STD	Mandated to teach STD, not HIV
■ Abstinence marriage)	Must be Stressed (specifically abstinence until marriage)
■ Contraception	Must be Covered
Sexuality	Local determination
■ Abstinence	Local Control
■ Contraception	Local Control
Parent Opt-Out	Yes
Parent Consent	No

## DISTRICT POLICY INFORMATION:

District Name	# of students	Safe School Policy	Sexual Orientation Inclusive	Gender Identity Inclusive
Seattle School District 1	47,449	Yes	Yes	Yes
Tacoma School District 10	34,146	Yes	Yes	No
Spokane School District 81	31,518	Yes	Yes	No

## STUDENT ACTIVITY:

Number of Groups:	57
Day of Silence	Yes
■ Number of Schools with Participants:	45

## GRADE

F

<b>GENERAL EDUCATION</b>	<b>(20): 9</b>
Student/Teacher Ratio	(5): 1
Teacher Salary	(5): 4
Per-pupil Expenditure	(5): 2
Graduation Rate	(5): 2

<b>STATE SAFE SCHOOLS LAW</b>	<b>(30): 24</b>
Sexual Orientation Inclusive	(24): 24
Transgender Inclusive	(6): 0

<b>STATE NON-DISCRIMINATION LAW</b>	<b>(20): 0</b>
Sexual Orientation Inclusive	(16): 0
Transgender Inclusive	(4): 0

<b>SEXUALITY EDUCATION</b>	<b>(15): 5</b>
Statewide Requirement to Teach HIV/STD Education	(5): 5
Statewide Requirement to Teach Sexuality Education	(10): 0

<b>LOCAL SAFE SCHOOLS POLICIES</b>	<b>(15): 13.5</b>
Sexual Orientation Inclusive	(12): 12
Transgender Inclusive	(3): 1.5

<b>SCHOOLS LAW THAT STIGMATIZES LGBT PEOPLE</b>	<b>(-10): 0</b>
-------------------------------------------------	-----------------

**TOTAL: 51.5**

# WEST VIRGINIA (WV)

## STATE INFORMATION:

Population:	1,801,873
Governor	Robert E. Wise, Jr. (D)
Chief School Official	State Superintendent of Schools David Stewart (Appointed by the State Board of Education)
Senate:	24 D / 10 R
House:	68 D / 32 R
Education Revenue:	\$2,500,000,000
Federal Funding:	\$190,635,000
State Funding:	\$1,398,405,000
Local Funding:	\$613,378,000

## STATE PUBLIC SCHOOL INFORMATION:

Number of Students:	282,885
Number of Teachers:	20,139
Number of Schools:	784
Number of School Districts:	55
Student/Teacher Ratio:	14:1
Average Teacher Salary:	\$36,751
Per-Pupil Expenditure:	\$7,534
High School Graduation Rate:	89.6%
Percentage of Students of Color:	5.3%
Teacher's Unions	West Virginia Affiliate—National Education Association ( <a href="http://www.wvea.org">http://www.wvea.org</a> ) West Virginia Federation of Teachers ( <a href="http://www.wvft.org">http://www.wvft.org</a> )

**STATE SAFE SCHOOLS LAW:** No (Anti-bullying law with no categories of protection)

## OTHER RELEVANT STATE LAWS:

Non-Discrimination	Yes
■ Sexual Orientation Inclusive	No
■ Gender Identity Inclusive	No
DP Benefits	No
DP Registry	No
Anti-Marriage Law	Passed in 2000
Hate Crimes	Yes
■ Sexual Orientation Inclusive	No
■ Gender Identity Inclusive	No
Minimum Age at which a minor may receive STD testing and treatment	None
HIV is explicitly included in policy	No
Physician may inform parents (but is not required to do so)	No

## SEXUALITY AND HIV/AIDS EDUCATION:

HIV/STD	Mandated to Teach
■ Abstinence	Must be Stressed
■ Contraception	Must be Covered

Sexuality	Mandated to Teach
■ Abstinence	Must be Stressed
■ Contraception	Must be Covered

Parent Opt-Out	Yes
Parent Consent	No

## DISTRICT POLICY INFORMATION:

District Name	# of students	Safe School Policy	Sexual Orientation Inclusive	Gender Identity Inclusive
Kanawha County School District	28,606	No		
Wood County School District	13,757	No		

## STUDENT ACTIVITY:

Number of Groups:	2
Day of Silence	Yes
■ Number of Schools with Participants:	4

## GRADE

F

<b>GENERAL EDUCATION</b>	<b>(20): 14</b>
Student/Teacher Ratio	(5): 4
Teacher Salary	(5): 2
Per-pupil Expenditure	(5): 4
Graduation Rate	(5): 4

<b>STATE SAFE SCHOOLS LAW</b>	<b>(30): 0</b>
Sexual Orientation Inclusive	(24): 0
Transgender Inclusive	(6): 0

<b>STATE NON-DISCRIMINATION LAW</b>	<b>(20): 0</b>
Sexual Orientation Inclusive	(16): 0
Transgender Inclusive	(4): 0

<b>SEXUALITY EDUCATION</b>	<b>(15): 15</b>
Statewide Requirement to Teach HIV/STD Education	(5): 5
Statewide Requirement to Teach Sexuality Education	(10): 10

<b>LOCAL SAFE SCHOOLS POLICIES</b>	<b>(15): 0</b>
Sexual Orientation Inclusive	(12): 0
Transgender Inclusive	(3): 0

<b>SCHOOLS LAW THAT STIGMATIZES LGBT PEOPLE</b>	<b>(-10): 0</b>
-------------------------------------------------	-----------------

**TOTAL: 29**



# WISCONSIN (WI)

## STATE INFORMATION:

Population:	5,441,196
Governor	James E. Doyle (D)
Chief School Official	State Superintendent Elizabeth Burmaster (Elected by Non-Partisan Ballot)
Senate:	18 R / 15 D
House:	58 R / 41 D
Education Revenue:	\$7,600,000,000
Federal Funding:	\$339,371,000
State Funding:	\$3,955,854,000
Local Funding:	\$2,951,270,000

## STATE PUBLIC SCHOOL INFORMATION:

Number of Students:	879,361
Number of Teachers:	60,918
Number of Schools:	2208
Number of School Districts:	433
Student/Teacher Ratio:	14:1
Average Teacher Salary:	\$43,114
Per-Pupil Expenditure:	\$8,243
High School Graduation Rate:	90%
Percentage of Students of Color:	19.5%
Teacher's Unions	Wisconsin Affiliate—National Education Association ( <a href="http://www.weac.org">http://www.weac.org</a> )

## STATE SAFE SCHOOLS LAW:

Type of Law	Yes Education Statute Non-Discrimination
Year Enacted	1986
Categories Included	Sexual Orientation
Type of Schools Covered	Public School Charter School
Explicit Private Right of Action	No
Other Specific Requirements	School Board must develop Policy and Procedures for receiving and investigating complaints; Appeal to State Superintendent; Technical Assistance

## OTHER RELEVANT STATE LAWS:

Non-Discrimination	Yes
■ Sexual Orientation Inclusive	Yes
■ Gender Identity Inclusive	No

DP Benefits	No
DP Registry	No

Anti-Marriage Law	No
-------------------	----

Hate Crimes	Yes
■ Sexual Orientation Inclusive	Yes
■ Gender Identity Inclusive	No

Minimum Age at which a minor may receive STD testing and treatment	None
HIV is explicitly included in policy	No
Physician may inform parents (but is not required to do so)	No

## SEXUALITY AND HIV/AIDS EDUCATION:

HIV/STD	Mandated to Teach
■ Abstinence	Local Control
■ Contraception	Local Control

Sexuality	Local determination
■ Abstinence	Local Control
■ Contraception	Local Control

Parent Opt-Out	Yes
Parent Consent	No

## DISTRICT POLICY INFORMATION:

District Name	# of students	Safe School Policy	Sexual Orientation Inclusive	Gender Identity Inclusive
Milwaukee	97,762	Yes	Yes	No
Madison Metropolitan	24,893	Yes	Yes	No

## STUDENT ACTIVITY:

Number of Groups:	46
Day of Silence	Yes
■ Number of Schools with Participants:	70

## GRADE

# C

### GENERAL EDUCATION (20): 16

Student/Teacher Ratio	(5): 4
Teacher Salary	(5): 4
Per-pupil Expenditure	(5): 4
Graduation Rate	(5): 4

### STATE SAFE SCHOOLS LAW (30): 24

Sexual Orientation Inclusive	(24): 24
Transgender Inclusive	(6): 0

### STATE NON-DISCRIMINATION LAW (20): 16

Sexual Orientation Inclusive	(16): 16
Transgender Inclusive	(4): 0

### SEXUALITY EDUCATION (15): 5

Statewide Requirement to Teach HIV/STD Education	(5): 5
Statewide Requirement to Teach Sexuality	(10): 0

### LOCAL SAFE SCHOOLS POLICIES (15): 12

Sexual Orientation Inclusive	(12): 12
Transgender Inclusive	(3): 0

### SCHOOLS LAW THAT STIGMATIZES LGBT PEOPLE (-10): 0

**TOTAL: 73**

# WYOMING (WY)

## STATE INFORMATION:

Population:	498,703
Governor	David D. Freudenthal (D)
Chief School Official	State Superintendent of Public Instruction Dr. Trent Blankenship (Elected by Partisan Ballot)
Senate:	20 R / 10 D
House:	45 R / 15 D
Education Revenue:	\$720,000,000
Federal Funding:	\$57,993,000
State Funding:	\$408,271,000
Local Funding:	\$300,616,000

## STATE PUBLIC SCHOOL INFORMATION:

Number of Students:	88,128
Number of Teachers:	7,026
Number of Schools:	383
Number of School Districts:	48
Student/Teacher Ratio:	13:1
Average Teacher Salary:	\$37,841
Per-Pupil Expenditure:	\$7,835
High School Graduation Rate:	86.5%
Percentage of Students of Color:	12.7%
Teacher's Unions	Wyoming affiliate—National Education Association ( <a href="http://www.wyoea.org">http://www.wyoea.org</a> )

## STATE SAFE SCHOOLS LAW: No

## OTHER RELEVANT STATE LAWS:

Non-Discrimination	Yes
■ Sexual Orientation Inclusive	No
■ Gender Identity Inclusive	No
DP Benefits	No
DP Registry	No
Anti-Marriage Law	No
Hate Crimes	No
Minimum Age at which a minor may receive STD testing and treatment	None
HIV is explicitly included in policy	Yes
Physician may inform parents (but is not required to do so)	No

## SEXUALITY AND HIV/AIDS EDUCATION:

HIV/STD	Mandated to Teach
■ Abstinence	Local Control
■ Contraception	Local Control
Sexuality	Mandated to Teach
■ Abstinence	Local Control
■ Contraception	Local Control
Parent Opt-Out	No
Parent Consent	No

## DISTRICT POLICY INFORMATION:

District Name	# of students	Safe School Policy	Sexual Orientation Inclusive	Gender Identity Inclusive
Laramie County School District #1	13,272	No		
Natrona County School District #1	11,835	No		

## STUDENT ACTIVITY:

Number of Groups:	1
Day of Silence	Yes
■ Number of Schools with Participants:	2

## GRADE

F

<b>GENERAL EDUCATION</b>	<b>(20): 12</b>
Student/Teacher Ratio	(5): 4
Teacher Salary	(5): 2
Per-pupil Expenditure	(5): 4
Graduation Rate	(5): 2

<b>STATE SAFE SCHOOLS LAW</b>	<b>(30): 0</b>
Sexual Orientation Inclusive	(24): 0
Transgender Inclusive	(6): 0

<b>STATE NON-DISCRIMINATION LAW</b>	<b>(20): 0</b>
Sexual Orientation Inclusive	(16): 0
Transgender Inclusive	(4): 0

<b>SEXUALITY EDUCATION</b>	<b>(15): 15</b>
Statewide Requirement to Teach HIV/STD Education	(5): 5
Statewide Requirement to Teach Sexuality Education	(10): 10

<b>LOCAL SAFE SCHOOLS POLICIES</b>	<b>(15): 0</b>
Sexual Orientation Inclusive	(12): 0
Transgender Inclusive	(3): 0

<b>SCHOOLS LAW THAT STIGMATIZES LGBT PEOPLE</b>	<b>(-10): 0</b>
-------------------------------------------------	-----------------

**TOTAL: 27**



# DATA SOURCES

## **Assorted State and Municipal Websites**

Data: Laws and policies

## **Alan Guttmacher Institute**

<http://www.agi-usa.org>

Data: Sexuality education laws and policies, age of consent for treatment

## **Education Week**

National Education News and State Statistics

<http://www.educationweek.org/context/states/>

Data: Governor, chief state school officer, teachers union name and link

## **Human Rights Campaign**

<http://www.hrc.org>

Data: Hate crimes laws, domestic partnership policies, non-discrimination laws and policies

## **Lambda Legal**

<http://www.lambdalegal.org/cgi-bin/iowa/states/domesticpart-map>

Data: domestic partnership policies

## **National Association of State Boards of Education**

[http://www.nasbe.org/Educational\\_Issues/State\\_Stats.html](http://www.nasbe.org/Educational_Issues/State_Stats.html)

Data: Selection of chief state school officer

## **National Center for Education Statistics**

Data File: Public, Student and Staff Graduate Counts by State: School Year 2001–02

[http://nces.ed.gov/pubs2003/snf\\_report03/index.asp](http://nces.ed.gov/pubs2003/snf_report03/index.asp)

Data: Number of teachers, number of students, and ethnicity of students

NCES Statistical Analysis Report: Overview of Public Elementary and Secondary Schools and Districts: School Year 2002–2002

<http://nces.ed.gov/pubs2003/overview03/index.asp>

Table 4. Data: Number of districts, Table 5. Data: Number of schools and Number of districts

Quick Tables and Figures: Estimated student membership, number of teachers, revenues, expenditures, and pupil/teacher ratio, for public elementary and secondary schools, by state, for grades pre-kindergarten through 12: School year 2000–01/Fiscal year 2001

<http://nces.ed.gov/pubsearch/pubsinfo.asp?pubid=2003362>

Data: Revenue

## **SIECUS**

<http://www.siecus.org>

Data: Sexuality education laws and policies

## **State Statutes and Codes**

Located at Legal Information Institute at <http://www.law.cornell.edu/statutes.html>

U.S. Census Bureau

## **State and County QuickFacts**

<http://quickfacts.census.gov/qfd>

Data: Population and ethnic demographics