

DOCUMENT RESUME

ED 458 919

JC 020 039

TITLE SIAST Leavers Study, 1998-99: Why Do Our Students Leave?
INSTITUTION Saskatchewan Inst. of Applied Science and Technology,
Saskatoon.
REPORT NO SIAST-00-05
PUB DATE 2000-02-00
NOTE 53p.; Prepared by SIAST Planning, Research, and Development
Division, Institutional Research Office.
PUB TYPE Reports - Research (143)
EDRS PRICE MF01/PC03 Plus Postage.
DESCRIPTORS Academic Persistence; Attrition (Research Studies);
Community Colleges; *Dropout Characteristics; Dropout
Prevention; *Dropout Research; *Dropouts; Foreign Countries;
Potential Dropouts; *School Holding Power; *Student
Attrition; Two Year Colleges
IDENTIFIERS *Saskatchewan

ABSTRACT

This is a study of the dropout rate during the 1998-99 academic year at Saskatchewan Institute of Applied Science and Technology (SIAST). A total of 1,025 of 7,174 students (14%) withdrew from their program of study before the end of the year. This report categorizes the reasons for leaving as follows: (1) exited by institute; (2) personal reasons; (3) financial reasons; (4) health reasons; (5) employment reasons; (6) deceased; (7) reason not given; and (8) other reason. (These categories were found to be too broad, and were then expanded into 24 different categories.) The top three reasons for withdrawal from the SIAST system were: (1) exited by institute; (2) failed requirements; and (3) absenteeism. The campus with the highest withdrawal rate was Woodland Meadow Lake, with a withdrawal rate of 49%. The top three reasons for withdrawal at Woodland were: (1) absenteeism; (2) employment; and (3) exited by institute. Sixteen percent of first-year students withdrew from their programs, while only 3% of third-year students withdrew. Twenty-three percent of all systemwide dropouts were exited by the institution, while 9% chose to leave because of program difficulty. Twenty percent of the total dropout rate was in the technology division, while 7% of leavers were in nursing. The study found that there is a correlation between withdrawal and the length of the program. (NB)



SIAST

SASKATCHEWAN INSTITUTE OF
APPLIED SCIENCE AND TECHNOLOGY

1998-99 SIAST Leavers Study Why Do Our Students Leave?

Prepared by:

***SIAST Planning, Research and Development Division
Institutional Research Office***

© SIAST
February 2000
#00-05

U.S. DEPARTMENT OF EDUCATION
Office of Educational Research and Improvement
EDUCATIONAL RESOURCES INFORMATION
CENTER (ERIC)

☒ This document has been reproduced as
received from the person or organization
originating it.

☐ Minor changes have been made to
improve reproduction quality.

• Points of view or opinions stated in this
document do not necessarily represent
official OERI position or policy.

Saskatchewan Institute Of Applied Science and Technology

1998-99 SIAST Leaver Study Why Do Our Students Leave?

Prepared by:
SIAST Planning, Research and Development
Institutional Research Office

Claire Stallard – Senior Research Officer

Report #00-05

© Saskatchewan Institute of Applied Science and Technology
Planning, Research and Development Division

February 2000

Reproduction of this report or parts thereof is permitted provided
appropriate acknowledgments are given.

Executive Summary

Based on the 1998-1999 academic year, when examining the reasons students withdrew from their program of study at SIAST the following observations are made:

SIAST Institute Leaver Summary

- **1025 of 7174 students (14%)** enrolled at SIAST **withdrew** from their program of study before the end of the year.
- Top three reasons for leaving SIAST Institute: Exited by Institute, Failed Requirements and Absenteeism.
- When looking at 235 different program/location/student type combinations, 90 had a student Leaver/Enrollment ratio greater than the 14.3% benchmark value for SIAST Institute.

SIAST Campuses Leaver Summary

- **7% of Kelsey Campus** enrolled students **withdrew** early from their program of study.
- Top three reasons for leaving SIAST Kelsey Campus: Other Reasons, Program Difficulty and Exited by Institute.
- **13% of Palliser Campus** enrolled students **withdrew** early from their program of study.
- Top three reasons for leaving SIAST Palliser Campus: Exited by Institute, Absenteeism and Personal Reasons.
- **21% of Wascana Campus** enrolled students **withdrew** early from their program of study.
- Top three reasons for leaving SIAST Wascana Campus: Exited by Institute, Program Difficulty and Reason Not Given.
- **19% of Woodland Campus** enrolled students **withdrew** early from their program of study.
- Top three reasons for leaving SIAST Woodland Campus: Other Reasons, Personal Reasons and Employment.
- **49% of Woodland Meadow Lake Campus** enrolled students **withdrew** early from their program of study.
- The top three reasons for leaving SIAST Woodland Meadow Lake Campus: Absenteeism, Employment and Exited by Institute.

SIAST Divisions Leaver Summary

- When looking at the divisions, the **range of percentages** of enrolled students **withdrawing** early goes from **7% for Nursing division to 20% for Technology division**.
- Exited by Institute was the most common reason for most divisions except Absenteeism was the most common reason for the Community Services Division. Program Difficulty was the most common reason for Nursing Division.

SIAST Student Type Leaver Summary

- **23% of Short Course** students **withdrew** early from their program of study.
- **16% of First Year** students enrolled **withdrew** early from their program of study.
- Top three reasons for First Year students leaving SIAST: Exited by Institute, Other Reasons and Personal Reasons.
- **7% of Second Year** students enrolled **withdrew** early from their program of study.
- Top three reasons for Second Year students leaving SIAST: Exited by Institute, Program Difficulty and Other Reasons.
- **Only 3%** of students enrolled in the **Third Year** **withdraw** from their program of study.

Table of Contents

Executive Summary	i
Table of Contents	iii
Introduction.....	1
Data Source.....	1
Reasons for Leaving	2
Analysis of Leavers by SIAST Institute.....	3
Analysis of Leavers by SIAST Campuses	5
Analysis of Leavers by SIAST Divisions.....	9
Analysis of Leavers by Student Type.....	14
Analysis of Leavers by Program.....	17
Analysis of Leavers by Reason	25
Conclusion	33
Appendix 1: Percentage of Respondents Selecting Reasons.....	35
Appendix 2: Data	45

Introduction

In any post-secondary training institute there are students that withdraw prematurely from their program of study. The student can have a variety of reasons for withdrawing. The institute has an interest in knowing the reasons so that actions can be taken to avert withdrawal. Saskatchewan Institute of Applied Science and Technology (SIAST) has policies and procedures that staff and students are requested to follow when a student withdraws early from their program of study. Part of this procedure is determining the reason why the student is leaving SIAST.

This report will look closer at the reasons SIAST students left their program of study. Comparison by campus, division, programs, year of study and reason will be examined. Appendices contain standard graphs for all classifications for ease of comparison, as well as a table of the actual data used.

It should be noted that this report captures only those students who complete a leaver form; there may be others who simply stop attending classes and fail to notify the institution. Their reasons for leaving are not captured.

Data Source

The primary source of data for this report originates from an annual report produced by the SIAST Education Equity Program. Each year a report entitled the SIAST Education Equity Program Annual Monitoring Report is produced that focuses on application, enrollment, graduate and leaver activities by defined equity groups. The report includes Extension programs, but does not include Apprenticeship programs. Only programs that result in a certificate, diploma, advanced certificate, applied certificate or post diploma certificate are included.

Data for the SIAST Education Equity Program Annual Monitoring Report is collected and compiled from the SIAST Student Record System (Banner). This data is queried, tabulated and presented in late summer and is effective for the previous academic year. The academic year for this report is from September 1998 to June 1999. SIAST Student Record System collects data and classifies this information in a number of different ways. There are five different locations or campuses, eight different divisions and four different student types. This report examines the data following these same classification schemes.

The 1998-99 SIAST Education Equity Program Annual Monitoring Report summarizes the reasons for leaving into the following 8 categories.

- | | |
|-----------------------|----------------------|
| • Exited by Institute | • Employment Reasons |
| • Personal Reasons | • Deceased |
| • Financial Reasons | • Reason Not Given |
| • Health Reasons | • Other Reason |

Although informative, these categories were found to be too broad and did not provide enough detailed information. As a result, the original SIAST Banner reports generated for the SIAST Education Equity Program Annual Monitoring Report were used. These reports listed 24 possible reasons for leaving instead of only eight. Appendix 2 is a combined listing of the data from these more detailed Banner reports. The 24 possible reasons are listed and defined in the following section.

Reasons for Leaving

The student's reason for leaving SIAST is entered into the SIAST Student Record System by each campus Registrar's Office. The Registrar's Office categorizes the student's reason into one of the following that best fits.

- **Exited by Institute** - student was required to discontinue (RTD) by the institute.
- **Failed Requirements** - student failed to maintain or meet the requirements needed to participate in the program of study.
- **Absenteeism** - student did not attend a sufficient number of classes in the program.
- **Program Unsuitable** - the program of study was unsuitable for the student.
- **Program Difficulty** - the program of study was too difficult for the student.
- **Personal Reasons** - student had personal reasons other than babysitting, family, transport, moving, or legal.
- **Babysitting Reasons** - student was unable to arrange for babysitting or childcare of family members.
- **Family Reasons** - student had family reasons for withdrawing from the program.
- **Transport Reasons** - student could not arrange for proper transportation to/from the program.
- **Moved** - student moved too far to continue attending classes.
- **Legal Reasons** - student was unable to attend classes due to legal related issues.
- **Financial Reasons** - student withdrew due to insufficient funds but not as a result of sponsorship changes.
- **Sponsor Change/End** - student had a change or end in financial sponsorship to an extent requiring withdrawing from the program.
- **Health Reasons** - student withdrew from program because of health reasons other than due to a personal or family illness.
- **Personal Illness** - student became too ill to attend classes.
- **Family Illness** - a family member of the student became too ill for the student to attend classes.
- **Employment** - student withdrew from program because of employment related reasons other than obtaining training related employment, or looking for work.
- **Training Related Employment** - student obtained employment directly related to their program before completion of the program.
- **Seeking Employment** - student withdrew from the program of study to look for a job.
- **Deceased** - student died.
- **Reason Not Given** - student indicated a response but did not give a reason.
- **No Response** - student did not answer the question.
- **Other Reasons** - student provided a reason that does not fit in any reasons above and is not due to a leave.
- **On Leave** - student took a leave from the program not because of any reasons above, with the intention of returning.

Analysis of Leavers by SIAST Institute

For the 1998-99 academic year, SIAST had 1,025 of 7,174 students withdraw prematurely. This equates to 14% of the enrolment population. This 14% value provides the benchmark for identifying specific programs that have a higher level of leavers.

Table 1: Leaver/Enrollment Ratio - SIAST Institute

	SIAST
Enrolled	7174
Leavers	1025
Leaver/Enrolment Ratio	14.3%

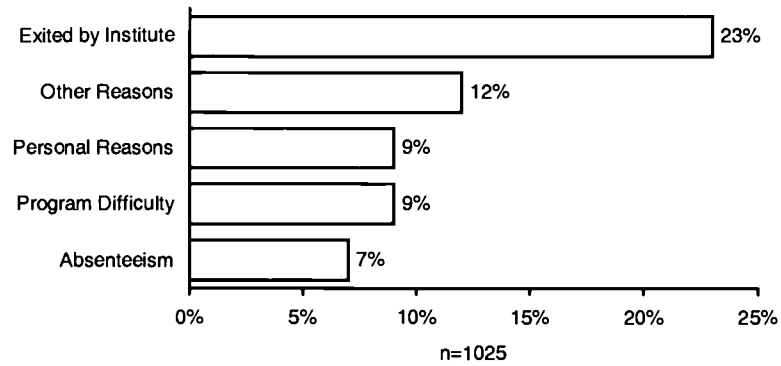
The number of students who indicated their reason for leaving SIAST prematurely is listed in Table 2.

Table 2: Reasons for Leaving - SIAST Institute

Reason	SIAST
Exited by Institute	237
Failed Requirements	29
Absenteeism	74
Program Unsuitable	53
Program Difficulty	93
Personal Reasons	94
Babysitting Reasons	0
Family Reasons	5
Transport Reasons	2
Moved	7
Legal Reasons	1
Financial Reasons	30
Sponsor Change/End	1
Health Reasons	47
Personal Illness	11
Family Illness	1
Employment	74
Training Related Employment	62
Seeking Employment	5
Deceased	1
Reason Not Given	71
No Response	0
Other Reasons	127
On Leave	0
TOTAL	1025
Leavers as a % of Enrolled	14.3%

Of all the reasons indicated, the top five can be graphically illustrated in Figure 1.

Figure 1: Top Reasons for Leaving SIAST Institute



Analysis of Leavers by SIAST Campuses

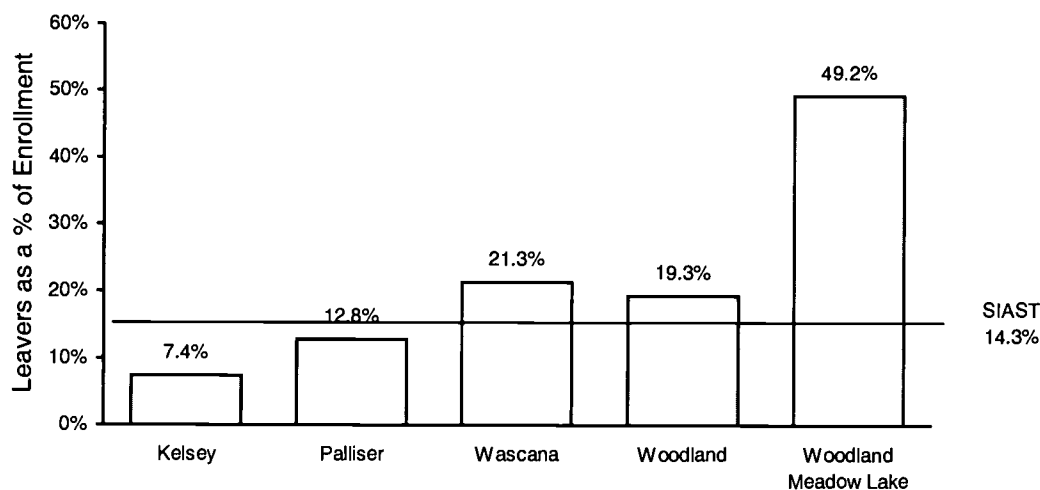
For the 1998-99 academic year, the Kelsey Campus had 7% of enrolments withdraw. Palliser Campus had 13% and Wascana Campus in Regina had 21%. In Prince Albert, Woodland Campus had 19%. At the Woodland - Meadow Lake campus, just over 49% of the enrolments withdrew early. This percentage is partially due to there being only 71 students enrolled.

Table 3: Leaver/Enrollment Ratio - SIAST Campuses

	Kelsey	Palliser	Wascana	Woodland	Woodland Meadow Lake
Enrolled	2350	2059	1619	1075	71
Leavers	174	263	345	208	35
Leaver/Enrolment Ratio	7.4%	12.8%	21.3%	19.3%	49.2%

The following graph compares the Leaver/Enrollment Ratio between the campuses and the the SIAST Institute value overall. Kelsey was much lower than the other campuses. Wascana and Woodland - Meadow Lake were higher than SIAST Institute overall.

Figure 2: Leaver/Enrollment Ratio Comparison - SIAST Campuses



The following table lists the actual number of withdrawing students for each reason by campus location.

Table 4: Reasons for Leaving - SIAST Campuses

Reason	Kelsey	Palliser	Wascana	Woodland	Woodland Meadow Lake
Exited by Institute	18	124	89	3	3
Failed Requirements	13	1	10	4	1
Absenteeism	11	23	1	26	13
Program Unsuitable	14	20	9	10	0
Program Difficulty	24	7	45	16	1
Personal Reasons	1	24	37	31	1
Babysitting Reasons	0	0	0	0	0
Family Reasons	0	3	0	1	1
Transport Reasons	0	1	0	1	0
Moved	0	1	1	5	0
Legal Reasons	0	1	0	0	0
Financial Reasons	6	3	15	5	1
Sponsor Change/End	0	0	0	0	1
Health Reasons	11	11	20	2	3
Personal Illness	0	6	0	5	0
Family Illness	0	0	0	1	0
Employment	2	13	21	30	8
Training Related Employment	0	0	38	24	0
Seeking Employment	0	1	0	4	0
Deceased	0	1	0	0	0
Reason Not Given	10	8	44	7	2
No Response	0	0	0	0	0
Other Reasons	64	15	15	33	0
On Leave	0	0	0	0	0
TOTAL	174	263	345	208	35
Leavers as a % of Enrolled	7.4%	12.8%	21.3%	19.3%	49.2%

The top five reasons for leaving SIAST by campus is illustrated in the following graphs.

Figure 3: Top Reasons for Leaving SIAST Kelsey Campus

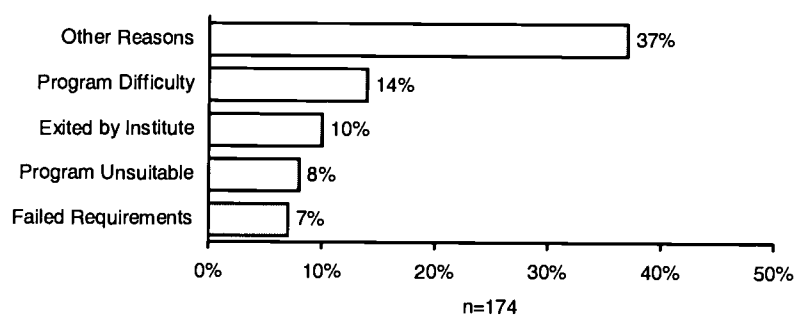


Figure 4: Top Reasons for Leaving SIAST Palliser Campus

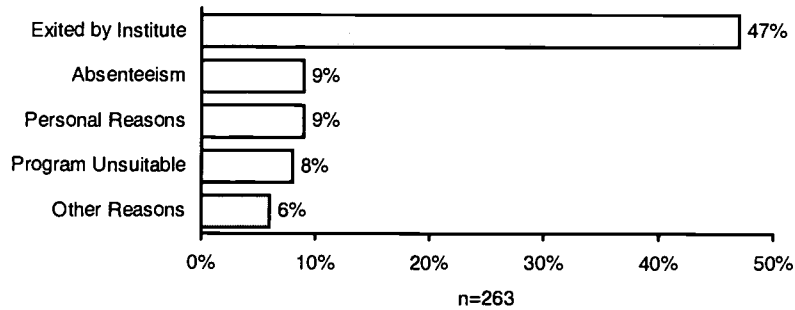


Figure 5: Top Reasons for Leaving SIAST Wascana Campus

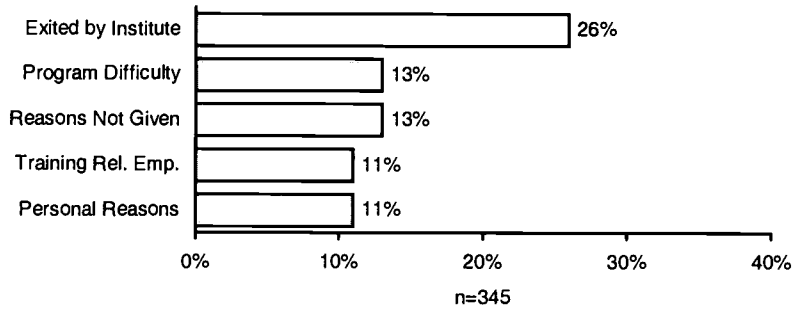


Figure 6: Top Reasons for Leaving SIAST Woodland Campus

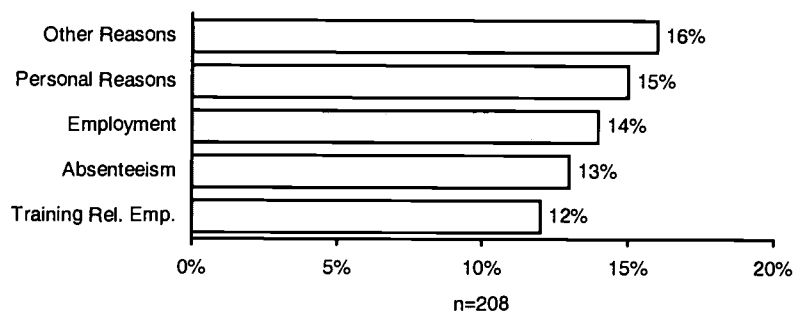
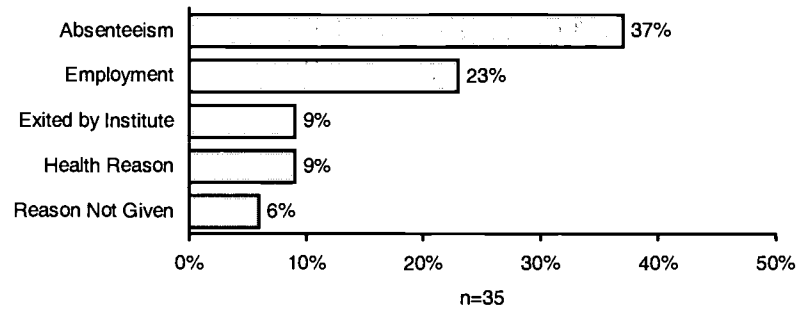


Figure 7: Top Reasons for Leaving SIAST Woodland - Meadow Lake Campus



Analysis of Leavers by SIAST Divisions

The SIAST Student Record System (Banner) categorizes SIAST's programs into the following divisions:

- Agricultural
- Extension
- Nursing
- Business
- Health Sciences
- Technology
- Community Services
- Industrial Training

Note that even though Extension is not an official division, it is recorded in the SIAST Student Record System (Banner) as a separate, distinct division for each campus and for Kelsey by full-time and part-time. For this report Extension is kept as a separate division. Most of the programs in Extension are programs taken at regional colleges.

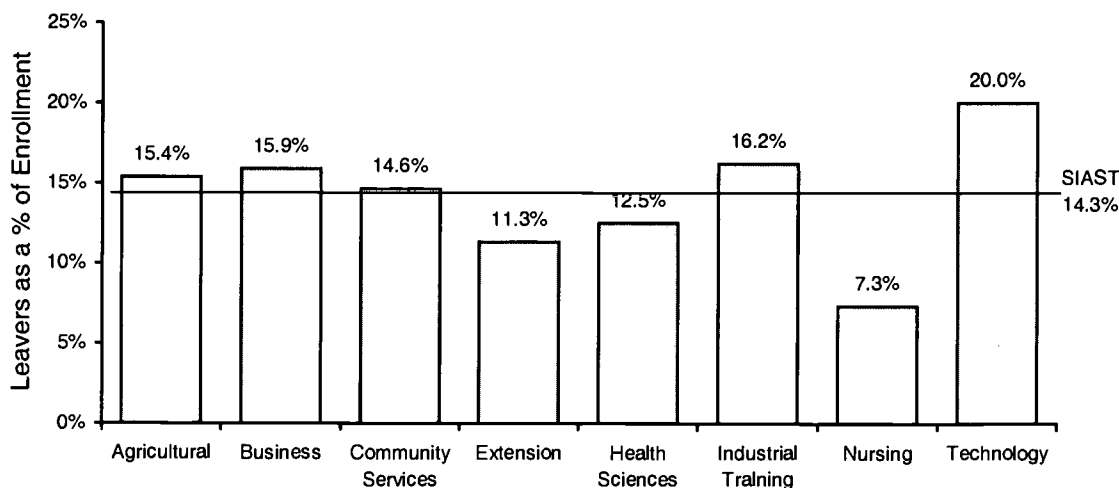
Table 5 lists the Leaver/Enrollment Ratio for each division. The Agricultural division had 15% of enrolments withdraw. Business division had 16% and Community Services division had 15% of enrolments withdraw. The Extension division had 11%, and the Health Sciences division had 13%. The Industrial Training division had 16%. The Nursing division had only 7% of enrolments withdraw, whereas the Technology division had 20% of enrolments withdraw early.

Table 5: Leaver/Enrollment Ratio - SIAST Divisions

	Agricultural	Business	Community Services	Extension	Health Sciences	Industrial Training	Nursing	Technology
Enrolled	39	1452	833	1889	574	786	522	1079
Leavers	6	231	122	213	72	127	38	216
Leaver/Enrolment Ratio	15.4%	15.9%	14.6%	11.3%	12.5%	16.2%	7.3%	20.0%

The Nursing division was lower than all other divisions. Technology division was highest. Comparing the divisions to the SIAST Institute overall value is illustrated in figure 8.

Figure 8: Leaver/Enrollment Ratio Comparison - SIAST Divisions



The following table lists the actual number of withdrawing students for each reason by division.

Table 6: Reasons for Leaving - SIAST Divisions

	Agricultural	Business	Community Services	Extension	Health Sciences	Industrial Training	Nursing	Technology
Exited by Institute	1	57	15	19	33	23	4	85
Failed Requirements	2	2	4	5	6	1	0	9
Absenteeism	0	15	19	26	0	10	1	3
Program Unsuitable	0	16	8	5	4	5	0	15
Program Difficulty	1	12	14	14	7	12	16	17
Personal Reasons	2	16	15	24	2	16	8	11
Babysitting Reasons	0	0	0	0	0	0	0	0
Family Reasons	0	1	1	2	0	0	0	1
Transport Reasons	0	0	0	1	0	0	0	1
Moved	0	4	1	2	0	0	0	0
Legal Reasons	0	0	0	0	0	1	0	0
Financial Reasons	0	9	4	2	2	6	1	6
Sponsor Change/End	0	0	1	0	0	0	0	0
Health Reasons	0	14	8	4	4	11	4	2
Personal Illness	0	6	2	3	0	0	0	0
Family Illness	0	0	0	1	0	0	0	0
Employment	0	8	9	11	1	17	1	27
Training Related Employment	0	27	1	1	0	9	0	24
Seeking Employment	0	1	0	0	0	2	0	2
Deceased	0	0	0	1	0	0	0	0
Reason Not Given	0	25	6	17	10	5	2	6
No Response	0	0	0	0	0	0	0	0
Other Reasons	0	18	14	75	3	9	1	7
On Leave	0	0	0	0	0	0	0	0
TOTAL	6	231	122	213	72	127	38	216
Leavers as a % of Enrolled	15.4%	15.9%	14.6%	11.3%	12.5%	16.2%	7.3%	20.0%

The following graphs illustrates, for each division, the top five reasons for students to leave SIAST.

Figure 9: Top Reasons for Leaving SIAST - Agricultural Division

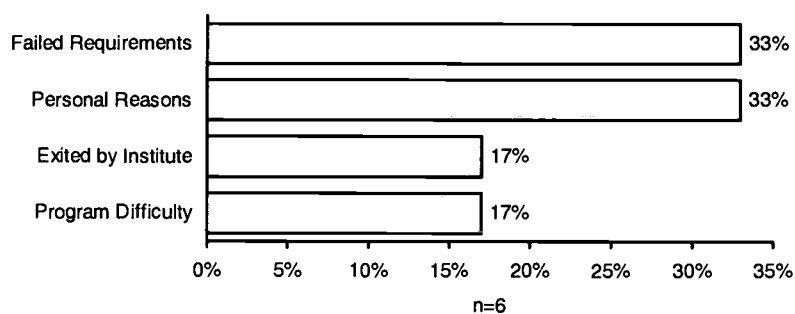


Figure 10: Top Reasons for Leaving SIAST - Business Division

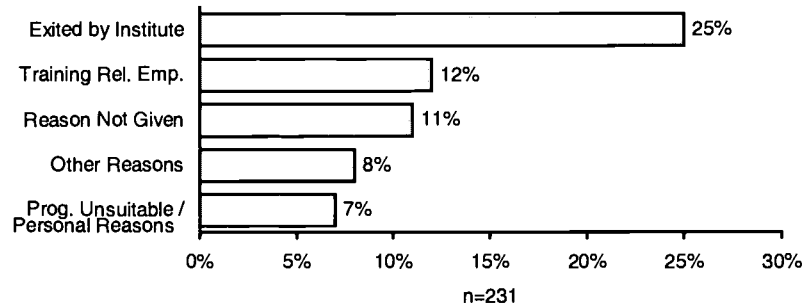


Figure 11: Top Reasons for Leaving SIAST - Community Services Division

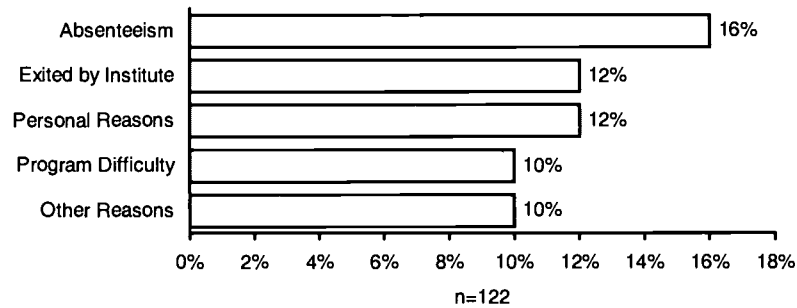


Figure 12: Top Reasons for Leaving SIAST - Extension

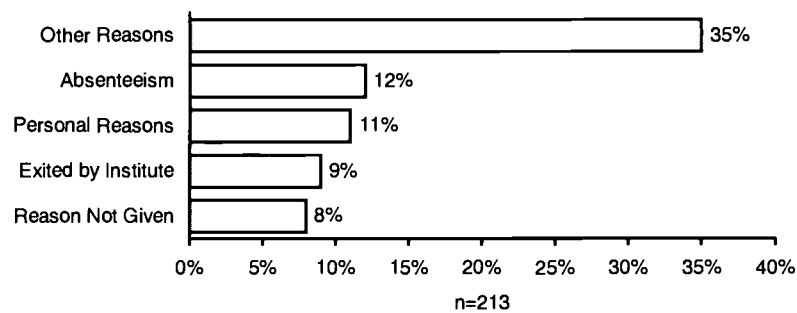


Figure 13: Top Reasons for Leaving SIAST - Health Sciences Division

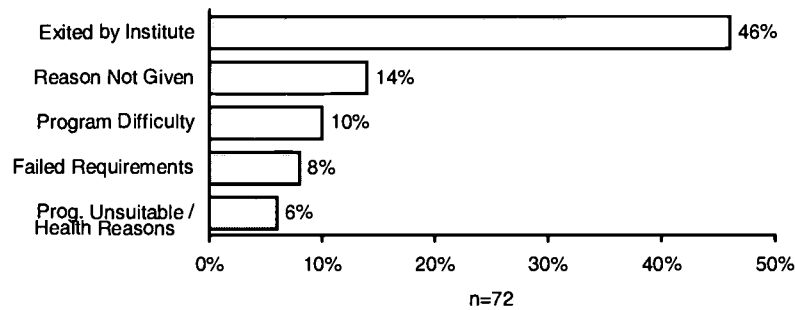


Figure 14: Top Reasons for Leaving SIAST - Industrial Training Division

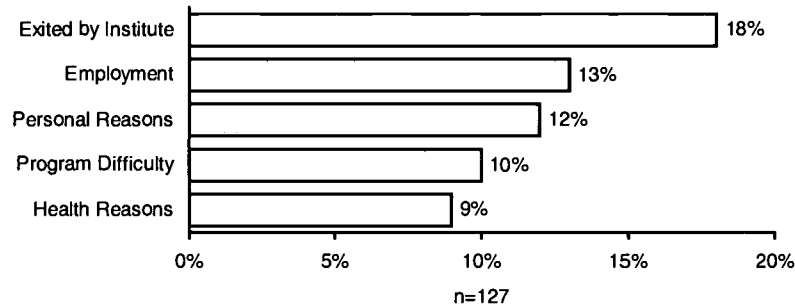


Figure 15: Top Reasons for Leaving SIAST - Nursing Division

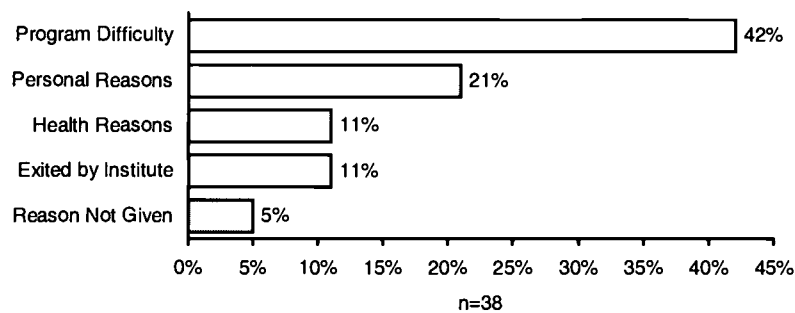
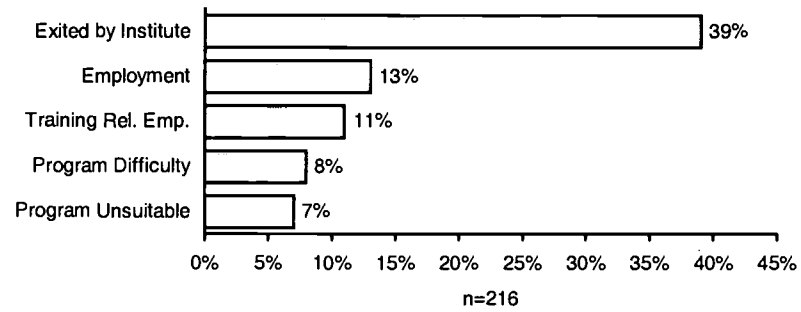


Figure 16: Top Reasons for Leaving SIAST - Technology Division



Analysis of Leavers by Student Type

The type of student is defined by the year they are in their program. If a student was in a program less than 12 weeks in length, they were classified as in a Short Course. First, second and third year is the academic year of study in the program.

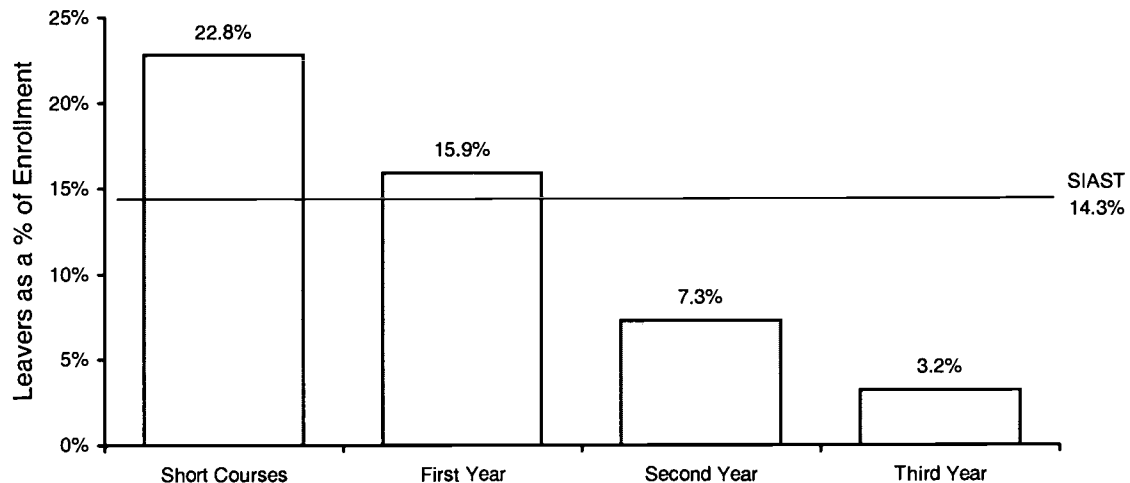
For the 1998-99 academic year, 23% of enrolled Short Course students withdrew before the end of the year. 16% of first year, 7% of second year and 3% of third year enrollments withdrew.

Table 7: Leaver/Enrollment Ratio - Student Type

	Short Course	First Year	Second Year	Third Year
Enrolled	254	5442	1324	154
Leavers	58	866	96	5
Leaver/Enrolment Ratio	22.8%	15.9%	7.3%	3.2%

As the following graph illustrates, most of the withdrawing occurs in the first year or if a short course. Students attending longer programs tend to withdraw less as their program progresses.

Figure 17: Leaver/Enrollment Ratio Comparison - Student Type



The following table lists the actual number of withdrawing students for each reason by the type of student (or year of study).

Table 8: Reasons for Leaving - Student Type

	Short Courses	First Year	Second Year	Third Year
Exited by Institute	39	141	54	3
Failed Requirements	0	26	3	0
Absenteeism	2	72	0	0
Program Unsuitable	0	50	3	0
Program Difficulty	0	82	11	0
Personal Reasons	2	88	2	2
Babysitting Reasons	0	0	0	0
Family Reasons	0	5	0	0
Transport Reasons	0	2	0	0
Moved	0	7	0	0
Legal Reasons	0	1	0	0
Financial Reasons	0	28	2	0
Sponsor Change/End	0	1	0	0
Health Reasons	0	44	3	0
Personal Illness	0	8	3	0
Family Illness	0	1	0	0
Employment	0	70	4	0
Training Related Employment	0	62	0	0
Seeking Employment	0	5	0	0
Deceased	0	1	0	0
Reason Not Given	15	52	4	0
No Response	0	0	0	0
Other Reasons	0	120	7	0
On Leave	0	0	0	0
TOTAL	58	866	96	5
Leavers as a % of Enrollments	22.8%	15.9%	7.3%	3.2%

For each type of student, based on the year of their program, the following graphs list their top five reasons for leaving.

Figure 18: Top Reasons for Leaving SIAST - Short Courses

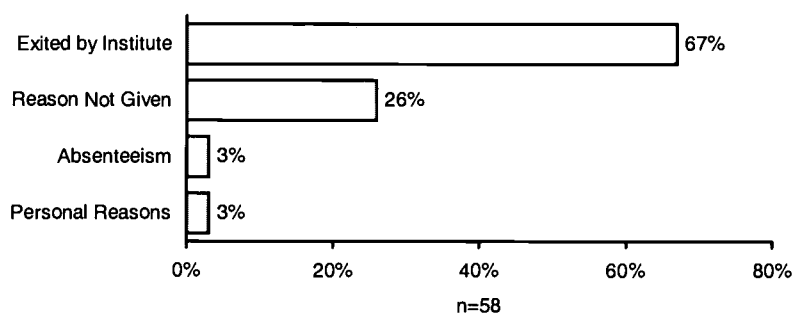


Figure 19: Top Reasons for Leaving SIAST - First Year

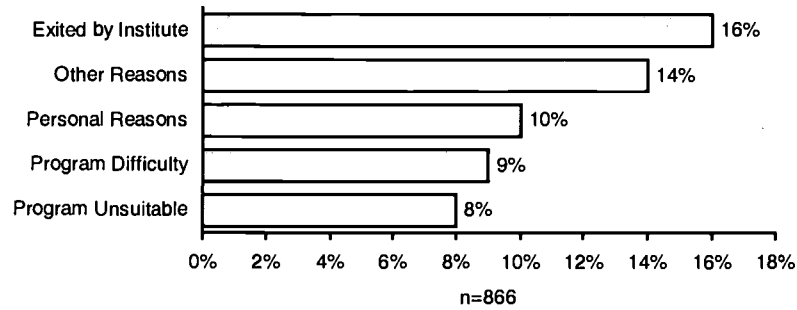


Figure 20: Top Reasons for Leaving SIAST - Second Year

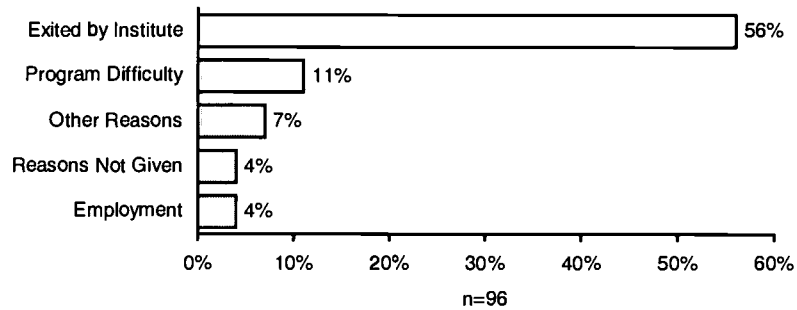
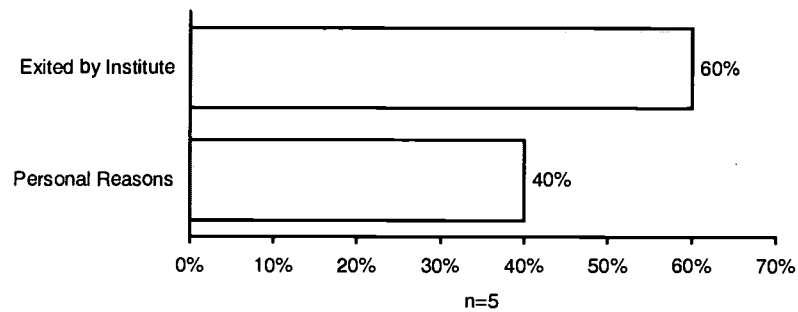


Figure 21: Top Reasons for Leaving SIAST - Third Year



Analysis of Leavers by Program

In examining the reasons student withdraw from SIAST for each program, a number of factors must be considered. The actual enrollment number for the program can have an impact on the Leaver/Enrollment ratio. A small enrollment number can result with one student withdrawing significantly changing the Leaver/Enrollment ratio.

There also needs to be a standard established that would allow comparison of programs. The Leaver/Enrollment ratio provides an accurate measurement and the SIAST Institute Leaver/Enrollment ratio of 14.3% provides a suitable standard to compare to.

SIAST offers many programs in many locations ranging from short courses to three years in length (student type). The analysis of each possible combination of program/location/student type focuses on only where the Leaver/Enrollment ratio is greater than the SIAST Institute value of 14.3%. This results in only 90 programs out of 235 with a value greater than 14.3%. 17 of these programs had enrollments of 10 or less, so one student can influence the ratio by 10% or more.

The following 90 programs had a Leaver/Enrolment ratio greater than the overall 14.3% SIAST Institute level. The year (student type), division and enrollment numbers are given - as well as the number of leavers. The reasons students withdrew from these programs is listed in descending order with actual number of students selecting the reason in parenthesis.

Table 9: Reasons for Leaving - Programs Where Leaver/Enrolment Ratio > 14.3%

	Agriculture Production	Architectural Engineering	Audiovisual Technician I	Audiovisual Technician II
Campus	Wascana	Palliser	Woodland	Woodland
Year	1	1	1	2
Division	Agricultural	Technology	Community Services	Community Services
Enrolled	12	31	18	7
Leavers	3	6	4	2
Leavers/Enrolled Ratio	25.0%	19.4%	22.2%	28.6%
Reasons	Personal Reasons (2) Failed Requirements (1)	Exited by Institute (3) Program Difficulty (1) Personal Reasons (1) Family Reasons (1)	Personal Reasons (1) Other Reasons (1) Health Reasons (1) Employment (1)	Employment (2)

	Auto Body Detailer/Prepper	Auto Body Technician	Auto Body Technician	Automotive Service Technician
Campus	Kelsey	Palliser	Wascana	Palliser
Year	Short Course	1	1	1
Division	Extension	Industrial Training	Industrial Training	Extension
Enrolled	5	20	44	25
Leavers	1	4	10	11
Leavers/Enrolled Ratio	20.0%	20.0%	22.7%	44.0%
Reasons	Absenteeism (1)	Absenteeism (2) Legal Reasons (1) Exited by Institute (1)	Employment (4) Personal Reasons (2) Exited by Institute (2) Health Reasons (1) Program Unsuitable (1)	Personal Reasons (4) Absenteeism (4) Reason Not Given (1) Program Unsuitable (1) Personal Illness (1)

	Automotive Service Technician	Barber Stylist	Beef Management	Biotechnology
Campus	Wascana	Woodland	Wascana	Kelsey
Year	1	1	1	1
Division	Industrial Training	Community Services	Agricultural	Health Sciences
Enrolled	49	8	7	29
Leavers	18	3	2	6
Leavers/Enrolled Ratio	36.7%	37.5%	28.6%	20.7%
Reasons	Exited by Institute (8) Personal Reasons (4) Health Reasons (2) Program Unsuitable (2) Employment (1) Program Difficulty (1)	Personal Reasons (1) Other Reasons (1) Moved (1)	Failed Requirements (1) Exited by Institute (1)	Program Unsuitable (2) Failed Requirements (2) Employment (1) Health Reasons (1)

	Building Systems Operator	Building Systems Technician	Business Administration: Cert	Business Certificate Program
Campus	Wascana	Wascana	Woodland	Palliser
Year	1	1	1	1
Division	Technology	Technology	Business	Extension
Enrolled	3	30	51	135
Leavers	1	8	13	20
Leavers/Enrolled Ratio	33.3%	26.7%	25.5%	14.8%
Reasons	Exited by Institute (1)	Exited by Institute (5) Program Difficulty (2) Reason Not Given (1)	Absenteeism (4) Personal Illness (2) Other Reasons (2) Employment (2) Seeking Employment (1) Reason Not Given (1) Program Difficulty (1)	Absenteeism (6) Health Reasons (3) Employment (3) Exited by Institute (2) Personal Reasons (2) Reason Not Given (1) Program Unsuitable (1) Personal Illness (1) Family Reasons (1)

	Business Planning	Carpenter: Pre-Employment	Carpenter: Pre-Employment	Carpentry
Campus	Woodland	Woodland	Wd Meadow Lake	Palliser
Year	1	1	1	1
Division	Extension	Industrial Training	Industrial Training	Extension
Enrolled	9	19	6	15
Leavers	8	3	4	4
Leavers/Enrolled Ratio	88.9%	15.8%	66.7%	26.7%
Reasons	Other Reasons (8)	Absenteeism (2) Program Unsuitable (1)	Reason Not Given (1) Failed Requirements (1) Exited by Institute (1) Employment (1)	Absenteeism (3) Reason Not Given (1)

	Civil Engineering Technology	Civil Engineering Technology	Computer Aided Design/Drafting	Computer Engineering
Campus	Palliser	Palliser	Palliser	Palliser
Year	1	2	1	1
Division	Technology	Technology	Technology	Technology
Enrolled	23	11	32	32
Leavers	4	2	6	14
Leavers/Enrolled Ratio	17.4%	18.2%	18.8%	43.8%
Reasons	Reason Not Given (1) Personal Reasons (1) Exited by Institute (1) Employment (1)	Exited by Institute (2)	Exited by Institute (6)	Exited by Institute (10) Program Unsuitable (2) Program Difficulty (1) Employment (1)

	Computer Engineering	Computer Information Systems	Computer System Support	Computer Systems Technology
Campus	Palliser	Palliser	Woodland	Kelsey
Year	2	2	1	1
Division	Technology	Business	Business	Technology
Enrolled	13	206	31	46
Leavers	3	30	7	8
Leavers/Enrolled Ratio	23.1%	14.6%	22.6%	17.4%
Reasons	Exited by Institute (3)	Exited by Institute (23) Program Difficulty (2) Reason Not Given (1) Personal Illness (1) Other Reasons (1) Health Reasons (1) Financial Reasons (1)	Moved (3) Program Unsuitable (2) Program Difficulty (1) Personal Reasons (1)	Failed Requirements (3) Program Difficulty (2) Financial Reasons (1) Exited by Institute (1) Program Unsuitable (1)

	Early Childhood Education	Early Childhood Education	Early Childhood Education	Electrical Engineering
Campus	Wascana	Woodland	Woodland	Palliser
Year	1	1	1	1
Division	Community Services	Community Services	Extension	Technology
Enrolled	20	36	32	24
Leavers	6	11	9	9
Leavers/Enrolled Ratio	30.0%	30.6%	28.1%	37.5%
Reasons	Program Difficulty (6)	Program Difficulty (2) Personal Reasons (2) Failed Requirements (2) Exited by Institute (2) Absenteeism (2) Other Reasons (1)	Personal Reasons (5) Program Difficulty (2) Personal Illness (1) Family Illness (1)	Exited by Institute (6) Program Difficulty (1) Personal Reasons (1) Program Unsuitable (1)

	Electrical Engineering	Electronic Communications Tech	Electronics Engineering	Electronics Engineering
Campus	Palliser	Wascana	Palliser	Palliser
Year	2	1	1	3
Division	Technology	Technology	Technology	Technology
Enrolled	22	67	28	15
Leavers	6	24	17	3
Leavers/Enrolled Ratio	27.3%	35.8%	60.7%	20.0%
Reasons	Exited by Institute (6)	Exited by Institute (6) Employment (6) Training Rel. Emp. (3) Personal Reasons (3) Other Reasons (2) Financial Reasons (2) Program Difficulty (1) Health Reasons (1)	Exited by Institute (13) Program Unsuited (1) Personal Reasons (1) Absenteeism (1) Transport Reasons (1)	Exited by Institute (2) Personal Reasons (1)

	Electronics Service Technician	Electronics Service Technician	Emergency Medical Technician	Emergency Medical Technician
Campus	Palliser	Woodland	Wascana	Wascana
Year	1	1	Short Course	Short Course
Division	Technology	Technology	Extension	Health Sciences
Enrolled	10	6	76	126
Leavers	3	2	20	32
Leavers/Enrolled Ratio	30.0%	33.3%	26.3%	25.4%
Reasons	Program Unsuited (2) Employment (1)	Other Reasons (2)	Exited by Institute (13) Reason Not Given (6) Personal Reasons (1)	Exited by Institute (26) Reason Not Given (6)

	Emergency Services Communicator	EMT Advanced	Entrepreneurship & Small Bus.	Farm Business Management
Campus	Wascana	Wascana	Woodland	Wascana
Year	1	1	1	1
Division	Extension	Health Sciences	Business	Agricultural
Enrolled	23	37	24	5
Leavers	4	9	8	1
Leavers/Enrolled Ratio	17.4%	24.3%	33.3%	20.0%
Reasons	Failed Requirements (4)	Exited by Institute (6) Reason Not Given (3)	Program Unsuited (3) Program Difficulty (1) Personal Reasons (1) Other Reasons (1) Exited by Institute (1) Training Rel. Emp. (1)	Program Difficulty (1)

	Food and Nutrition Management	Geomatics Engineering Tech.	Graphic Arts Production	Health Record Technician
Campus	Kelsey	Palliser	Wascana	Wascana
Year	1	1	1	1
Division	Community Services	Technology	Community Services	Health Sciences
Enrolled	18	17	23	8
Leavers	4	6	4	4
Leavers/Enrolled Ratio	22.2%	35.3%	17.4%	50.0%
Reasons	Program Unsuitable (2) Financial Reasons (1) Exited by Institute (1)	Exited by Institute (2) Personal Reasons (1) Other Reasons (1) Financial Reasons (1) Program Unsuitable (1)	Health Reasons (1) Financial Reasons (1) Exited by Institute (1) Employment (1)	Program Difficulty (2) Health Reasons (1) Program Unsuitable (1)

	Heavy Equipment Mechanics	Home Care/ Special Care Aide	Hotel and Restaurant Admin.	Indust. Electronics Technician
Campus	Wd Meadow Lake	Kelsey	Kelsey	Kelsey
Year	1	1	1	1
Division	Industrial Training	Extension	Community Services	Technology
Enrolled	12	12	27	34
Leavers	4	3	6	9
Leavers/Enrolled Ratio	33.3%	25.0%	22.2%	26.5%
Reasons	Exited by Institute (2) Employment (1) Absenteeism (1)	Reason Not Given (3)	Exited by Institute (3) Program Unsuitable (2) Program Difficulty (1)	Program Difficulty (5) Health Reasons (1) Failed Requirements (1) Employment (1) Reason Not Given (1)

	Institutional Meat Cutting	Instrumentation Engineering	Integrated Resource Mgmt. Dip.	Integrated Resource Mgmt. Dip.
Campus	Woodland	Palliser	Woodland	Woodland
Year	1	1	1	2
Division	Extension	Technology	Technology	Technology
Enrolled	18	32	37	17
Leavers	7	13	35	9
Leavers/Enrolled Ratio	38.9%	40.6%	94.6%	52.9%
Reasons	Personal Reasons (7)	Exited by Institute (10) Employment (1) Seeking Employment (1) Program Unsuitable (1)	Training Rel. Emp. (18) Employment (10) Program Difficulty (2) Other Reasons (1) Financial Reasons (1) Absenteeism (1) Seeking Employment (1) Reason Not Given (1)	Employment (5) Training Rel. Emp. (3) Absenteeism (1)

	Integrated Resource Mgmt. Dip.	Machine Shop	Major Appliance Servicing	Nursing
Campus	Woodland	Wascana	Wascana	Wascana
Year	1	1	1	2
Division	Extension	Industrial Training	Industrial Training	Nursing
Enrolled	16	35	26	45
Leavers	8	11	12	7
Leavers/Enrolled Ratio	50.0%	31.4%	46.2%	15.6%
Reasons	Employment (5) Program Difficulty (3)	Exited by Institute (3) Program Difficulty (2) Financial Reasons (2) Reason Not Given (2) Other Reasons (1) Program Unsuitable (1)	Personal Reasons (3) Health Reasons (3) Training Rel. Emp. (2) Exited by Institute (2) Employment (1) Financial Reasons (1)	Program Difficulty (6) Personal Reasons (1)

	Office Education	Office Education	Office Education	Office Education
Campus	Palliser	Wascana	Woodland	Woodland
Year	1	1	1	1
Division	Business	Business	Business	Extension
Enrolled	45	260	78	20
Leavers	7	88	14	3
Leavers/Enrolled Ratio	15.6%	33.8%	17.9%	15.0%
Reasons	Program Unsuitable (2) Personal Reasons (1) Other Reasons (1) Failed Requirements (1) Exited by Institute (1) Absenteeism (1)	Training Rel. Emp. (26) Reason Not Given (21) Exited by Institute (11) Personal Reasons (7) Other Reasons (7) Health Reasons (6) Financial Reasons (5) Program Difficulty (3) Employment (1) Program Unsuitable (1)	Absenteeism (3) Program Difficulty (2) Personal Reasons (2) Other Reasons (2) Reason Not Given (1) Program Unsuitable (1) Personal Illness (1) Financial Reasons (1) Failed Requirements (1)	Transport Reasons (1) Program Difficulty (1) Other Reasons (1)

	Office Education	Operating Room Nursing & Tech/LPN	Outdoor Power Equipment	Outdoor Power Equipment
Campus	Wd Meadow Lake	Wascana	Wascana	Woodland
Year	1	1	1	1
Division	Business	Extension	Industrial Training	Industrial Training
Enrolled	22	5	27	29
Leavers	10	1	7	6
Leavers/Enrolled Ratio	45.5%	20.0%	25.9%	20.7%
Reasons	Absenteeism (6) Health Reasons (2) Financial Reasons (1) Family Reasons (1)	Failed Requirements (1)	Other Reasons (2) Employment (2) Training Rel. Emp. (1) Reason Not Given (1) Personal Reasons (1)	Seeking Employment (2) Other Reasons (1) Employment (1) Absenteeism (1) Training Rel. Emp. (1)

	Pork Production Technician	Practical Nursing	Practical Nursing	Production Line Welding
Campus	Wascana	Wascana	Wascana	Kelsey
Year	1	1	1	Short Course
Division	Extension	Nursing	Extension	Extension
Enrolled	5	50	41	21
Leavers	1	13	10	5
Leavers/Enrolled Ratio	20.0%	26.0%	24.4%	23.8%
Reasons	Program Unsuitable (1)	Program Difficulty (10) Health Reasons (2) Personal Reasons (1)	Program Difficulty (8) Financial Reasons (1) Exited by Institute (1)	Reason Not Given (3) Personal Reasons (1) Absenteeism (1)

	Professional Cook: Pre-Employment	Professional Cook: Pre-Employment	Professional Cook: Pre-Employment	Professional Cooking
Campus	Kelsey	Woodland	Wd Meadow Lake	Kelsey
Year	1	1	1	1
Division	Extension	Community Services	Community Services	Community Services
Enrolled	8	49	13	23
Leavers	3	13	7	6
Leavers/Enrolled Ratio	37.5%	26.5%	53.8%	26.1%
Reasons	Other Reasons (3)	Other Reasons (4) Personal Reasons (3) Absenteeism (2) Failed Requirements (1) Employment (1) Reason Not Given (1) Program Unsuitable (1)	Absenteeism (4) Personal Reasons (1) Health Reasons (1) Employment (1)	Program Difficulty (3) Exited by Institute (3)

	Professional Cooking	Refrigeration/Air Conditioning	Retail Meatcutting	Short Order Cook
Campus	Palliser	Kelsey	Kelsey	Woodland
Year	1	1	1	1
Division	Community Services	Industrial Training	Community Services	Community Services
Enrolled	36	13	27	15
Leavers	15	2	4	5
Leavers/Enrolled Ratio	41.7%	15.4%	14.8%	33.3%
Reasons	Absenteeism (3) Personal Reasons (3) Exited by Institute (3) Health Reasons (2) Family Reasons (1) Employment (1) Personal Illness (1) Program Unsuitable (1)	Program Difficulty (1) Absenteeism (1)	Program Unsuitable (1) Health Reasons (1) Financial Reasons (1) Absenteeism (1)	Other Reasons (2) Absenteeism (1) Reason Not Given (1) Personal Reasons (1)

	Short Order Cook	Short Order Cook	Short Order Cooking	Special Care Aide (On-the-Job)
Campus	Woodland	Wd Meadow Lake	Palliser	Kelsey
Year	1	1	1	1
Division	Extension	Community Services	Extension	Extension Part Time
Enrolled	4	3	14	97
Leavers	1	2	8	45
Leavers/Enrolled Ratio	25.0%	66.7%	57.1%	46.4%
Reasons	Other Reasons (1)	Sponsor Change/End (1) Employment (1)	Other Reasons (8)	Other Reasons (45)

	Truck & Transport Mach. Repair	Water Resources Engineering	Weaver	Welder: Pre-employment
Campus	Woodland	Palliser	Woodland	Woodland
Year	1	2	1	1
Division	Industrial Training	Technology	Community Services	Industrial Training
Enrolled	12	11	4	22
Leavers	2	3	1	5
Leavers/Enrolled Ratio	16.7%	27.3%	25.0%	22.7%
Reasons	Personal Reasons (2)	Exited by Institute (2) Personal Reasons (1)	Reason Not Given (1)	Training Rel. Emp. (1) Personal Reasons (1) Financial Reasons (1) Employment (1) Absenteeism (1)

	Welder: Pre-employment	Welding
Campus	Wd Meadow Lake	Wascana
Year	1	1
Division	Industrial Training	Industrial Training
Enrolled	15	57
Leavers	8	12
Leavers/Enrolled Ratio	53.3%	21.1%
Reasons	Employment (4) Absenteeism (2) Reason Not Given (1) Program Difficulty (1)	Training Rel. Emp. (4) Personal Reasons (2) Other Reasons (3) Health Reasons (1) Employment (1) Program Difficulty (1)

Analysis of Leavers by Reason

Another way to examine the reasons students withdraw from SIAST prematurely is to look at it from the reasons perspective. This perspective would address such queries as: Which programs had students leave for this specific reason? How many students indicated this reason as the reason for withdrawing from this particular program.

The following table lists all of the programs (by location, division and year) that had students indicate a specific reason. The percentage figure in the last column represents the percentage of leavers that chose that particular reason. The programs are sorted in a descending count for each reason.

Table 10: Programs Selecting Specific Reasons for Leaving

REASON: Exited by Institute Program	Campus	Division	Year	Enrolled	Leavers	Exited by Institute	
Emergency Medical Technician	Wa	HealthS	<12 wks	126	32	26	81.3%
Computer Information Systems	Pa	Bus	2	206	30	23	76.7%
Electronics Engineering	Pa	Tech	1	28	17	13	76.5%
Emergency Medical Technician	Wa	Ext	<12 wks	76	20	13	65.0%
Office Education	Wa	Bus	1	260	88	11	12.5%
Business Year 1	Pa	Bus	1	369	32	10	31.3%
Computer Engineering	Pa	Tech	1	32	14	10	71.4%
Instrumentation Engineering	Pa	Tech	1	32	13	10	76.9%
Accountancy	Pa	Bus	2	124	13	8	61.5%
Automotive Service Technician	Wa	IndTr	1	49	18	8	44.4%
Computer Aided Design/Drafting	Pa	Tech	1	32	6	6	100.0%
Electrical Engineering	Pa	Tech	1	24	9	6	66.7%
Electrical Engineering	Pa	Tech	2	22	6	6	100.0%
Electronic Communications Tech	Wa	Tech	1	67	24	6	25.0%
EMT Advanced	Wa	HealthS	1	37	9	6	66.7%
Building Systems Technician	Wa	Tech	1	30	8	5	62.5%
Architectural Engineering	Pa	Tech	1	31	6	3	50.0%
Computer Engineering	Pa	Tech	2	13	3	3	100.0%
Hotel and Restaurant Admin.	Ke	CommS	1	27	6	3	50.0%
Machine Shop	Wa	IndTr	1	35	11	3	27.3%
Professional Cooking	Ke	CommS	1	23	6	3	50.0%
Professional Cooking	Pa	CommS	1	36	15	3	20.0%
Auto Body Technician	Wa	IndTr	1	44	10	2	20.0%
Business Certificate Program	Pa	Ext	1	135	20	2	10.0%
Civil Engineering Technology	Pa	Tech	2	11	2	2	100.0%
Early Childhood Education	Wd	CommS	1	36	11	2	18.2%
Electronics Engineering	Pa	Tech	2	18	2	2	100.0%
Electronics Engineering	Pa	Tech	3	15	3	2	66.7%
Geomatics Engineering Tech.	Pa	Tech	1	17	6	2	33.3%
Heavy Equipment Mechanics	WdML	IndTr	1	12	4	2	50.0%
Human Resource Management	Pa	Bus	2	32	3	2	66.7%
Major Appliance Servicing	Wa	IndTr	1	26	12	2	16.7%
Nursing	Ke	Nurs	2	105	3	2	66.7%
Water Resources Engineering	Pa	Tech	2	11	3	2	66.7%
Agricultural Machinery Tech	Ke	IndTr	1	36	2	1	50.0%
Auto Body Technician	Pa	IndTr	1	20	4	1	25.0%
Beef Management	Wa	Agric	1	7	2	1	50.0%
Building Systems Operator	Wa	Tech	1	3	1	1	100.0%
Carpenter:Pre-Employment	WdML	IndTr	1	6	4	1	25.0%
Civil Engineering Technology	Pa	Tech	1	23	4	1	25.0%
Civil Engineering Technology	Pa	Tech	3	12	1	1	100.0%
Computer Aided Design/Drafting	Pa	Tech	2	20	1	1	100.0%
Computer Systems Technology	Ke	Tech	1	46	8	1	12.5%
Dental Assisting	Wa	HealthS	1	60	7	1	14.3%
Entrepreneurship & Small Bus.	Wd	Bus	1	24	8	1	12.5%
Food and Nutrition Management	Ke	CommS	1	18	4	1	25.0%
Graphic Arts Production	Wa	CommS	1	23	4	1	25.0%
Heavy Equipment Mechanics	Ke	IndTr	1	52	4	1	25.0%
Home Care/Special Care Aide	Ke	Ext	1	167	1	1	100.0%
Hotel and Restaurant Admin.	Ke	CommS	2	21	2	1	50.0%
Instrumentation Engineering	Pa	Tech	2	30	1	1	100.0%
Machine Shop	Ke	IndTr	1	23	1	1	100.0%
Marketing	Pa	Bus	2	51	2	1	50.0%
Nursing	Ke	Nurs	1	166	5	1	20.0%
Nursing	Wa	Nurs	1	74	6	1	16.7%
Office Education	Pa	Bus	1	45	7	1	14.3%
Office Education	Wa	Ext	1	87	12	1	8.3%
Parts Management Technician	Ke	IndTr	1	33	2	1	50.0%

Practical Nursing	Wa	Ext	1	41	10	1	10.0%
Rehabilitation Worker	Ke	CommS	1	30	3	1	33.3%
Water Resources Engineering	Pa	Tech	1	15	1	1	100.0%
Welding	Pa	Ext	1	59	3	1	33.3%

REASON: Failed Requirements

Program	Campus	Division	Year	Enrolled	Leavers	Failed Requirements	
Emergency Services Communicator	Wa	Ext	1	23	4	4	100.0%
Computer Systems Technology	Ke	Tech	1	46	8	3	37.5%
Dental Assisting	Wa	HealthS	1	60	7	3	42.9%
Mechanical Engineering	Ke	Tech	1	30	4	3	75.0%
Early Childhood Education	Wd	CommS	1	36	11	2	18.2%
Biotechnology	Ke	HealthS	1	29	6	2	33.3%
Beef Management	Wa	Agric	1	7	2	1	50.0%
Carpenter: Pre-Employment	WdML	IndTr	1	6	4	1	25.0%
Office Education	Pa	Bus	1	45	7	1	14.3%
Rehabilitation Worker	Ke	CommS	1	30	3	1	33.3%
Agriculture Production	Wa	Agric	1	12	3	1	33.3%
Biotechnology	Ke	HealthS	2	15	2	1	50.0%
CAD/CAM Engineering Technology	Ke	Tech	2	27	1	1	100.0%
Indust. Electronics Technician	Ke	Tech	1	34	9	1	11.1%
Indust. Electronics Technology	Ke	Tech	2	28	1	1	100.0%
Office Education	Wd	Bus	1	78	14	1	7.1%
Operating Room Nrsng & Tech/LPN	Wa	Ext	1	5	1	1	100.0%
Professional Cook: Pre-Employ	Wd	CommS	1	49	13	1	7.7%

REASON: Absenteeism

Program	Campus	Division	Year	Enrolled	Leavers	Absenteeism	
Business Certificate Program	Pa	Ext	1	135	20	6	30.0%
Office Education	WdML	Bus	1	22	10	6	60.0%
Automotive Service Technician	Pa	Ext	1	25	11	4	36.4%
Business Administration: Cert	Wd	Bus	1	51	13	4	30.8%
Heavy Equipment Operator	Wd	Ext	1	70	4	4	100.0%
Professional Cook: Pre-Employ	WdML	CommS	1	13	7	4	57.1%
Office Education	Wd	Bus	1	78	14	3	21.4%
Professional Cooking	Pa	CommS	1	36	15	3	20.0%
Carpentry	Pa	Ext	1	15	4	3	75.0%
Early Childhood Education	Wd	CommS	1	36	11	2	18.2%
Professional Cook: Pre-Employ	Wd	CommS	1	49	13	2	15.4%
Auto Body Technician	Pa	IndTr	1	20	4	2	50.0%
Carpenter: Pre-Employment	Wd	IndTr	1	19	3	2	66.7%
New Media Communications	Wd	CommS	1	24	3	2	66.7%
Welder: Pre-employment	WdML	IndTr	1	15	8	2	25.0%
Youth Care Worker	Ke	CommS	1	25	2	2	100.0%
Youth Care Worker	Ke	Ext	1	27	2	2	100.0%
Office Education	Pa	Bus	1	45	7	1	14.3%
Electronics Engineering	Pa	Tech	1	28	17	1	5.9%
Business Year 1	Pa	Bus	1	369	32	1	3.1%
Heavy Equipment Mechanics	WdML	IndTr	1	12	4	1	25.0%
Nursing	Ke	Nurs	1	166	5	1	20.0%
Office Education	Wa	Ext	1	87	12	1	8.3%
Welding	Pa	Ext	1	59	3	1	33.3%
Auto Body Detailer/Prepper	Ke	Ext	<12 wks	5	1	1	100.0%
Cosmetologist: Pre-Employment	Wd	CommS	1	46	5	1	20.0%
Driver Training: 1A Comb. Vehicle	Wd	Ext	1	93	2	1	50.0%
Early Childhood Education	Ke	CommS	1	26	1	1	100.0%
Integrated Resource Mgmt. Dip.	Wd	Tech	1	17	9	1	11.1%
Integrated Resource Mgmt. Dip.	Wd	Tech	1	37	35	1	2.9%
Office Education	Pa	Ext	1	66	2	1	50.0%
Outdoor Power Equipment	Wd	IndTr	1	29	6	1	16.7%
Production Line Welding	Ke	Ext	<12 wks	21	5	1	20.0%
Refrigeration/Air Conditioning	Ke	IndTr	1	13	2	1	50.0%
Rehabilitation Worker	Ke	Ext	1	31	1	1	100.0%
Retail Meatcutting	Ke	CommS	1	27	4	1	25.0%
Short Order Cook	Wd	CommS	1	15	5	1	20.0%
Welder: Pre-employment	Wd	IndTr	1	22	5	1	20.0%

REASON: Program Unsuitable

Program	Campus	Division	Year	Enrolled	Leavers	Program Unsuitable	
Business Year 1	Pa	Bus	1	369	32	5	15.6%
Entrepreneurship & Small Bus.	Wd	Bus	1	24	8	3	37.5%
CAD/CAM Engineering Technology	Ke	Tech	1	24	3	3	100.0%
Office Education	Pa	Bus	1	45	7	2	28.6%
Office Education	Wa	Ext	1	87	12	2	16.7%

Biotechnology	Ke	HealthS	1	29	6	2	33.3%
Computer Engineering	Pa	Tech	1	32	14	2	14.3%
Automotive Service Technician	Wa	IndTr	1	49	18	2	11.1%
Hotel and Restaurant Admin.	Ke	CommS	1	27	6	2	33.3%
Food and Nutrition Management	Ke	CommS	1	18	4	2	50.0%
Computer System Support	Wd	Bus	1	31	7	2	28.6%
Electronics Service Technician	Pa	Tech	1	10	3	2	66.7%
Business Certificate Program	Pa	Ext	1	135	20	1	5.0%
Automotive Service Technician	Pa	Ext	1	25	11	1	9.1%
Office Education	Wd	Bus	1	78	14	1	7.1%
Professional Cooking	Pa	CommS	1	36	15	1	6.7%
Professional Cook: Pre-Employ	Wd	CommS	1	49	13	1	7.7%
Carpenter: Pre-Employment	Wd	IndTr	1	19	3	1	33.3%
New Media Communications	Wd	CommS	1	24	3	1	33.3%
Electronics Engineering	Pa	Tech	1	28	17	1	5.9%
Retail Meatcutting	Ke	CommS	1	27	4	1	25.0%
Computer Systems Technology	Ke	Tech	1	46	8	1	12.5%
Mechanical Engineering	Ke	Tech	1	30	4	1	25.0%
Office Education	Wa	Bus	1	260	88	1	1.1%
Instrumentation Engineering	Pa	Tech	1	32	13	1	7.7%
Accountancy	Pa	Bus	2	124	13	1	7.7%
Electrical Engineering	Pa	Tech	1	24	9	1	11.1%
Machine Shop	Wa	IndTr	1	35	11	1	9.1%
Auto Body Technician	Wa	IndTr	1	44	10	1	10.0%
Geomatics Engineering Tech.	Pa	Tech	1	17	6	1	16.7%
Administration	Pa	Bus	2	84	3	1	33.3%
Chemical Technology	Ke	HealthS	1	29	3	1	33.3%
Health Record Technician	Wa	HealthS	1	8	4	1	25.0%
Mechanical Engineering	Ke	Tech	2	30	1	1	100.0%
Micro-Electronics Technician	Wd	Tech	1	38	5	1	20.0%
Pork Production Technician	Wa	Ext	1	5	1	1	100.0%

REASON: Program Difficulty							Program
Program	Campus	Division	Year	Enrolled	Leavers	Difficulty	
Practical Nursing	Wa	Nurs	1	50	13	10	76.9%
Practical Nursing	Wa	Ext	1	41	10	8	80.0%
Early Childhood Education	Wa	CommS	1	20	6	6	100.0%
Nursing	Wa	Nurs	2	45	7	6	85.7%
Indust. Electronics Technician	Ke	Tech	1	34	9	5	55.6%
Office Education	Wa	Bus	1	260	88	3	3.4%
Professional Cooking	Ke	CommS	1	23	6	3	50.0%
Heavy Equipment Mechanics	Ke	IndTr	1	52	4	3	75.0%
Integrated Resource Mgmt. Dip.	Wd	Ext	1	16	8	3	37.5%
Office Education	Wd	Bus	1	78	14	2	14.3%
Computer Systems Technology	Ke	Tech	1	46	8	2	25.0%
Accountancy	Pa	Bus	2	124	13	2	15.4%
Machine Shop	Wa	IndTr	1	35	11	2	18.2%
Chemical Technology	Ke	HealthS	1	29	3	2	66.7%
Health Record Technician	Wa	HealthS	1	8	4	2	50.0%
Early Childhood Education	Wd	CommS	1	36	11	2	18.2%
Integrated Resource Mgmt. Dip.	Wd	Tech	1	37	35	2	5.7%
Computer Information Systems	Pa	Bus	2	206	30	2	6.7%
Building Systems Technician	Wa	Tech	1	30	8	2	25.0%
Automotive Service Technician	Ke	IndTr	1	27	3	2	66.7%
Early Childhood Education	Wd	Ext	1	32	9	2	22.2%
Entrepreneurship & Small Bus.	Wd	Bus	1	24	8	1	12.5%
Computer Engineering	Pa	Tech	1	32	14	1	7.1%
Automotive Service Technician	Wa	IndTr	1	49	18	1	5.6%
Hotel and Restaurant Admin.	Ke	CommS	1	27	6	1	16.7%
Computer System Support	Wd	Bus	1	31	7	1	14.3%
Electrical Engineering	Pa	Tech	1	24	9	1	11.1%
Micro-Electronics Technician	Wd	Tech	1	38	5	1	20.0%
Business Administration: Cert	Wd	Bus	1	51	13	1	7.7%
Welder: Pre-employment	WdML	IndTr	1	15	8	1	12.5%
Refrigeration/Air Conditioning	Ke	IndTr	1	13	2	1	50.0%
Dental Assisting	Wa	HealthS	1	60	7	1	14.3%
Electronic Communications Tech	Wa	Tech	1	67	24	1	4.2%
Architectural Engineering	Pa	Tech	1	31	6	1	16.7%
Auto Body Technician	Ke	IndTr	1	14	2	1	50.0%
Combined Lab/Xray Technician	Ke	HealthS	1	13	1	1	100.0%
Early Childhood Education	Wa	CommS	2	14	1	1	100.0%
Farm Business Management	Wa	Agric	1	5	1	1	100.0%
Library/Information Technology	Ke	CommS	1	26	3	1	33.3%
Office Education	Wd	Ext	1	20	3	1	33.3%
Pharmacy Technician	Ke	HealthS	1	18	2	1	50.0%
Power Engineering	Ke	Tech	1	18	1	1	100.0%
Welding	Wa	IndTr	1	57	12	1	8.3%

REASON: Personal Reasons						Personal Reasons	
Program	Campus	Division	Year	Enrolled	Leavers		
Office Education	Wa	Bus	1	260	88	7	8.0%
Institutional Meat Cutting	Wd	Ext	1	18	7	7	100.0%
Early Childhood Education	Wd	Ext	1	32	9	5	55.6%
Automotive Service Technician	Wa	IndTr	1	49	18	4	22.2%
Business Year 1	Pa	Bus	1	369	32	4	12.5%
Automotive Service Technician	Pa	Ext	1	25	11	4	36.4%
Electronic Communications Tech	Wa	Tech	1	67	24	3	12.5%
Professional Cooking	Pa	CommS	1	36	15	3	20.0%
Professional Cook: Pre-Employ	Wd	CommS	1	49	13	3	23.1%
Major Appliance Servicing	Wa	IndTr	1	26	12	3	25.0%
Nursing	Wa	Nurs	1	74	6	3	50.0%
Basic Critical Care Nursing	Wa	Nurs	1	30	4	3	75.0%
Office Education	Wd	Bus	1	78	14	2	14.3%
Early Childhood Education	Wd	CommS	1	36	11	2	18.2%
Welding	Wa	IndTr	1	57	12	2	16.7%
Business Certificate Program	Pa	Ext	1	135	20	2	10.0%
Auto Body Technician	Wa	IndTr	1	44	10	2	20.0%
Agriculture Production	Wa	Agric	1	12	3	2	66.7%
Truck & Transport Mach. Repair	Wd	IndTr	1	12	2	2	100.0%
Practical Nursing	Wa	Nurs	1	50	13	1	7.7%
Nursing	Wa	Nurs	2	45	7	1	14.3%
Entrepreneurship & Small Bus.	Wd	Bus	1	24	8	1	12.5%
Computer System Support	Wd	Bus	1	31	7	1	14.3%
Electrical Engineering	Pa	Tech	1	24	9	1	11.1%
Architectural Engineering	Pa	Tech	1	31	6	1	16.7%
Office Education	Pa	Bus	1	45	7	1	14.3%
Office Education	Wa	Ext	1	87	12	1	8.3%
Electronics Engineering	Pa	Tech	1	28	17	1	5.9%
Geomatics Engineering Tech.	Pa	Tech	1	17	6	1	16.7%
Professional Cook: Pre-Employ	WdML	CommS	1	13	7	1	14.3%
Cosmetologist:Pre-Employment	Wd	CommS	1	46	5	1	20.0%
Office Education	Pa	Ext	1	66	2	1	50.0%
Production Line Welding	Ke	Ext	<12 wks	21	5	1	20.0%
Short Order Cook	Wd	CommS	1	15	5	1	20.0%
Welder:Pre-employment	Wd	IndTr	1	22	5	1	20.0%
Emergency Medical Technician	Wa	Ext	<12 wks	76	20	1	5.0%
Electronics Engineering	Pa	Tech	3	15	3	1	33.3%
Water Resources Engineering	Pa	Tech	2	11	3	1	33.3%
Civil Engineering Technology	Pa	Tech	1	23	4	1	25.0%
Audiovisual Technician I	Wd	CommS	1	18	4	1	25.0%
Automotive Service Technician	Pa	IndTr	1	17	1	1	100.0%
Barber Stylist	Wd	Ext	1	8	3	1	33.3%
Ceramist	Wd	CommS	1	10	1	1	100.0%
Chemical Dependency Worker	Wd	CommS	1	33	2	1	50.0%
Electronics Service Technician	Wd	Ext	1	11	1	1	100.0%
Health Record Technology	Wa	HealthS	1	12	1	1	100.0%
New Media Communications	Wa	CommS	1	28	2	1	50.0%
Occup/Physical Therapist Asst.	Wa	HealthS	1	14	1	1	100.0%
Outdoor Power Equipment	Wa	IndTr	1	27	7	1	14.3%
Water Resources Engineering	Pa	Tech	3	12	1	1	100.0%

REASON: Babysitting Reasons - none

REASON: Family Reasons						Family Reasons	
Program	Campus	Division	Year	Enrolled	Leavers		
Professional Cooking	Pa	CommS	1	36	15	1	6.7%
Business Certificate Program	Pa	Ext	1	135	20	1	5.0%
Architectural Engineering	Pa	Tech	1	31	6	1	16.7%
Office Education	WdML	Bus	1	22	10	1	10.0%
Driver Training:1AComb.Vehicle	Wd	Ext	1	93	2	1	50.0%

REASON: Transport Reasons						Transport Reasons	
Program	Campus	Division	Year	Enrolled	Leavers		
Electronics Engineering	Pa	Tech	1	28	17	1	5.9%
Office Education	Wd	Ext	1	20	3	1	33.3%

REASON: Moved

Program	Campus	Division	Year	Enrolled	Leavers	Moved	
Computer System Support	Wd	Bus	1	31	7	3	42.9%
Business Year 1	Pa	Bus	1	369	32	1	3.1%
Office Education	Wa	Ext	1	87	12	1	8.3%
Cosmetologist:Pre-Employment	Wd	CommS	1	46	5	1	20.0%
Barber Stylist	Wd	Ext	1	8	3	1	33.3%

REASON: Legal Reasons

Program	Campus	Division	Year	Enrolled	Leavers	Legal Reasons	
Auto Body Technician	Pa	IndTr	1	20	4	1	25.0%

REASON: Financial Reasons

Program	Campus	Division	Year	Enrolled	Leavers	Financial Reasons	
Office Education	Wa	Bus	1	260	88	5	5.7%
Electronic Communications Tech	Wa	Tech	1	67	24	2	8.3%
Machine Shop	Wa	IndTr	1	35	11	2	18.2%
Business Year 1	Pa	Bus	1	369	32	1	3.1%
Office Education	Wa	Ext	1	87	12	1	8.3%
Office Education	WdML	Bus	1	22	10	1	10.0%
Major Appliance Servicing	Wa	IndTr	1	26	12	1	8.3%
Nursing	Wa	Nurs	1	74	6	1	16.7%
Office Education	Wd	Bus	1	78	14	1	7.1%
Geomatics Engineering Tech.	Pa	Tech	1	17	6	1	16.7%
Welder:Pre-employment	Wd	IndTr	1	22	5	1	20.0%
Practical Nursing	Wa	Ext	1	41	10	1	10.0%
Computer Systems Technology	Ke	Tech	1	46	8	1	12.5%
Integrated Resource Mgmt. Dip.	Wd	Tech	1	37	35	1	2.9%
Computer Information Systems	Pa	Bus	2	206	30	1	3.3%
Automotive Service Technician	Ke	IndTr	1	27	3	1	33.3%
Micro-Electronics Technician	Wd	Tech	1	38	5	1	20.0%
Dental Assisting	Wa	HealthS	1	60	7	1	14.3%
Food and Nutrition Management	Ke	CommS	1	18	4	1	25.0%
Retail Meatcutting	Ke	CommS	1	27	4	1	25.0%
Agricultural Machinery Tech	Ke	IndTr	1	36	2	1	50.0%
Graphic Arts Production	Wa	CommS	1	23	4	1	25.0%
Chemical Technology	Ke	HealthS	2	21	1	1	100.0%
Corrections Worker	Wd	CommS	1	59	5	1	20.0%

REASON: Sponsor Change/End

Program	Campus	Division	Year	Enrolled	Leavers	Sponsor Change/End	
Short Order Cook	WdML	CommS	1	3	2	1	50.0%

REASON: Health Reasons

Program	Campus	Division	Year	Enrolled	Leavers	Health Reasons	
Office Education	Wa	Bus	1	260	88	6	6.8%
Business Year 1	Pa	Bus	1	369	32	5	15.6%
Major Appliance Servicing	Wa	IndTr	1	26	12	3	25.0%
Business Certificate Program	Pa	Ext	1	135	20	3	15.0%
Office Education	WdML	Bus	1	22	10	2	20.0%
Professional Cooking	Pa	CommS	1	36	15	2	13.3%
Automotive Service Technician	Wa	IndTr	1	49	18	2	11.1%
Practical Nursing	Wa	Nurs	1	50	13	2	15.4%
Welding	Ke	IndTr	1	44	3	2	66.7%
Electronic Communications Tech	Wa	Tech	1	67	24	1	4.2%
Office Education	Wa	Ext	1	87	12	1	8.3%
Computer Information Systems	Pa	Bus	2	206	30	1	3.3%
Dental Assisting	Wa	HealthS	1	60	7	1	14.3%
Retail Meatcutting	Ke	CommS	1	27	4	1	25.0%
Graphic Arts Production	Wa	CommS	1	23	4	1	25.0%
Cosmetologist:Pre-Employment	Wd	CommS	1	46	5	1	20.0%
Welding	Wa	IndTr	1	57	12	1	8.3%
Auto Body Technician	Wa	IndTr	1	44	10	1	10.0%
Professional Cook: Pre-Employ	WdML	CommS	1	13	7	1	14.3%
Audiovisual Technician I	Wd	CommS	1	18	4	1	25.0%
Indust. Electronics Technician	Ke	Tech	1	34	9	1	11.1%
Health Record Technician	Wa	HealthS	1	8	4	1	25.0%
Library/Information Technology	Ke	CommS	1	26	3	1	33.3%
Pharmacy Technician	Ke	HealthS	1	18	2	1	50.0%
Biotechnology	Ke	HealthS	1	29	6	1	16.7%
Nursing	Ke	Nurs	1	166	5	1	20.0%

Nursing	Ke	Nurs	2	105	3	1	33.3%
Parts Management Technician	Ke	IndTr	1	33	2	1	50.0%
Automotive Service Technology	Ke	IndTr	2	13	1	1	100.0%

REASON: Personal Illness

Program	Campus	Division	Year	Enrolled	Leavers	Personal Illness	
Business Administration: Cert	Wd	Bus	1	51	13	2	15.4%
Business Certificate Program	Pa	Ext	1	135	20	1	5.0%
Professional Cooking	Pa	CommS	1	36	15	1	6.7%
Computer Information Systems	Pa	Bus	2	206	30	1	3.3%
Office Education	Wd	Bus	1	78	14	1	7.1%
Corrections Worker	Wd	CommS	1	59	5	1	20.0%
Early Childhood Education	Wd	Ext	1	32	9	1	11.1%
Automotive Service Technician	Pa	Ext	1	25	11	1	9.1%
Accountancy	Pa	Bus	2	124	13	1	7.7%
Administration	Pa	Bus	2	84	3	1	33.3%

REASON: Family Illness

Program	Campus	Division	Year	Enrolled	Leavers	Family Illness	
Early Childhood Education	Wd	Ext	1	32	9	1	11.1%

REASON: Employment

Program	Campus	Division	Year	Enrolled	Leavers	Employment	
Integrated Resource Mgmt. Dip.	Wd	Tech	1	37	35	10	28.6%
Electronic Communications Tech	Wa	Tech	1	67	24	6	25.0%
Integrated Resource Mgmt. Dip.	Wd	Ext	1	16	8	5	62.5%
Integrated Resource Mgmt. Dip.	Wd	Tech	1	17	9	5	55.6%
Auto Body Technician	Wa	IndTr	1	44	10	4	40.0%
Welder:Pre-employment	WdML	IndTr	1	15	8	4	50.0%
Business Certificate Program	Pa	Ext	1	135	20	3	15.0%
Business Year 1	Pa	Bus	1	369	32	3	9.4%
Office Education	Wa	Ext	1	87	12	3	25.0%
Business Administration: Cert	Wd	Bus	1	51	13	2	15.4%
Outdoor Power Equipment	Wa	IndTr	1	27	7	2	28.6%
Audiovisual Technician II	Wd	CommS	2	7	2	2	100.0%
Professional Cooking	Pa	CommS	1	36	15	1	6.7%
Corrections Worker	Wd	CommS	1	59	5	1	20.0%
Office Education	Wa	Bus	1	260	88	1	1.1%
Major Appliance Servicing	Wa	IndTr	1	26	12	1	8.3%
Automotive Service Technician	Wa	IndTr	1	49	18	1	5.6%
Graphic Arts Production	Wa	CommS	1	23	4	1	25.0%
Welding	Wa	IndTr	1	57	12	1	8.3%
Professional Cook: Pre-Employ	WdML	CommS	1	13	7	1	14.3%
Audiovisual Technician I	Wd	CommS	1	18	4	1	25.0%
Indust. Electronics Technician	Ke	Tech	1	34	9	1	11.1%
Biotechnology	Ke	HealthS	1	29	6	1	16.7%
Short Order Cook	WdML	CommS	1	3	2	1	50.0%
Welder:Pre-employment	Wd	IndTr	1	22	5	1	20.0%
Micro-Electronics Technician	Wd	Tech	1	38	5	1	20.0%
Professional Cook: Pre-Employ	Wd	CommS	1	49	13	1	7.7%
Basic Critical Care Nursing	Wa	Nurs	1	30	4	1	25.0%
Civil Engineering Technology	Pa	Tech	1	23	4	1	25.0%
Computer Engineering	Pa	Tech	1	32	14	1	7.1%
Electronics Service Technician	Pa	Tech	1	10	3	1	33.3%
Instrumentation Engineering	Pa	Tech	1	32	13	1	7.7%
Heavy Equipment Mechanics	WdML	IndTr	1	12	4	1	25.0%
Outdoor Power Equipment	Wd	IndTr	1	29	6	1	16.7%
Carpenter:Pre-Employment	WdML	IndTr	1	6	4	1	25.0%
Marketing	Pa	Bus	2	51	2	1	50.0%
Office Automation/Admin.	Pa	Bus	2	34	1	1	100.0%

REASON: Training Related Employment

Program	Campus	Division	Year	Enrolled	Leavers	Training Related Employment	
Office Education	Wa	Bus	1	260	88	26	29.5%
Integrated Resource Mgmt. Dip.	Wd	Tech	1	37	35	18	51.4%
Welding	Wa	IndTr	1	57	12	4	33.3%
Electronic Communications Tech	Wa	Tech	1	67	24	3	12.5%
Integrated Resource Mgmt. Dip.	Wd	Tech	1	17	9	3	33.3%
Major Appliance Servicing	Wa	IndTr	1	26	12	2	16.7%
Office Education	Wa	Ext	1	87	12	1	8.3%
Outdoor Power Equipment	Wa	IndTr	1	27	7	1	14.3%
Welder:Pre-employment	Wd	IndTr	1	22	5	1	20.0%

Outdoor Power Equipment	Wd	IndTr	1	29	6	1	16.7%
Entrepreneurship & Small Bus.	Wd	Bus	1	24	8	1	12.5%
New Media Communications	Wa	CommS	1	28	2	1	50.0%

REASON: Seeking Employment							
Program	Campus	Division	Year	Enrolled	Leavers	Seeking Employment	
Outdoor Power Equipment	Wd	IndTr	1	29	6	2	33.3%
Integrated Resource Mgmt. Dip.	Wd	Tech	1	37	35	1	2.9%
Business Administration: Cert	Wd	Bus	1	51	13	1	7.7%
Instrumentation Engineering	Pa	Tech	1	32	13	1	7.7%

REASON: Deceased							
Program	Campus	Division	Year	Enrolled	Leavers	Deceased	
Production Line Welding	Pa	Ext	1	14	1	1	100.0%

REASON: Reason Not Given							
Program	Campus	Division	Year	Enrolled	Leavers	Reason Not Given	
Office Education	Wa	Bus	1	260	88	21	23.9%
Emergency Medical Technician	Wa	Ext	<12 wks	76	20	6	30.0%
Emergency Medical Technician	Wa	HealthS	<12 wks	126	32	6	18.8%
Production Line Welding	Ke	Ext	<12 wks	21	5	3	60.0%
EMT Advanced	Wa	HealthS	1	37	9	3	33.3%
Home Care/Special Care Aide	Ke	Ext	1	12	3	3	100.0%
Machine Shop	Wa	IndTr	1	35	11	2	18.2%
Drafting Technician	Wa	Tech	1	16	2	2	100.0%
Integrated Resource Mgmt. Dip.	Wd	Tech	1	37	35	1	2.9%
Business Administration: Cert	Wd	Bus	1	51	13	1	7.7%
Outdoor Power Equipment	Wa	IndTr	1	27	7	1	14.3%
Welder:Pre-employment	WdML	IndTr	1	15	8	1	12.5%
Business Certificate Program	Pa	Ext	1	135	20	1	5.0%
Indust. Electronics Technician	Ke	Tech	1	34	9	1	11.1%
Professional Cook: Pre-Employ	Wd	CommS	1	49	13	1	7.7%
Civil Engineering Technology	Pa	Tech	1	23	4	1	25.0%
Carpenter:Pre-Employment	WdML	IndTr	1	6	4	1	25.0%
Computer Information Systems	Pa	Bus	2	206	30	1	3.3%
Office Education	Wd	Bus	1	78	14	1	7.1%
Automotive Service Technician	Pa	Ext	1	25	11	1	9.1%
Library/Information Technology	Ke	CommS	1	26	3	1	33.3%
Nursing	Ke	Nurs	1	166	5	1	20.0%
Nursing	Wa	Nurs	1	74	6	1	16.7%
Short Order Cook	Wd	CommS	1	15	5	1	20.0%
Building Systems Technician	Wa	Tech	1	30	8	1	12.5%
Carpentry	Pa	Ext	1	15	4	1	25.0%
Welding	Pa	Ext	1	59	3	1	33.3%
Rehabilitation Worker	Ke	CommS	1	30	3	1	33.3%
Human Resource Management	Pa	Bus	2	32	3	1	33.3%
Administration	Pa	Ext	2	7	1	1	100.0%
Chemical Dependency Worker	Wd	CommS	2	17	1	1	100.0%
EMT Paramedic	Wa	HealthS	1	30	1	1	100.0%
Weaver	Wd	CommS	1	4	1	1	100.0%

REASONS: No Response - None

REASONS: Other Reasons							
Program	Campus	Division	Year	Enrolled	Leavers	Other Reasons	
Special Care Aide (On-the-Job)	Ke	ExtPT	1	97	45	45	100.0%
Business Planning	Wd	Ext	1	9	8	8	100.0%
Short Order Cooking	Pa	Ext	1	14	8	8	100.0%
Office Education	Wa	Bus	1	260	88	7	8.0%
Professional Cook: Pre-Employ	Wd	CommS	1	49	13	4	30.8%
Welding	Wa	IndTr	1	57	12	3	25.0%
Home Care/Special Care OTJ	Ke	ExtPT	1	145	3	3	100.0%
Professional Cook: Pre-Employ	Ke	Ext	1	8	3	3	100.0%
Business Administration: Cert	Wd	Bus	1	51	13	2	15.4%
Outdoor Power Equipment	Wa	IndTr	1	27	7	2	28.6%
Office Education	Wd	Bus	1	78	14	2	14.3%
Short Order Cook	Wd	CommS	1	15	5	2	40.0%
Electronic Communications Tech	Wa	Tech	1	67	24	2	8.3%
Business Year 1	Pa	Bus	1	369	32	2	6.3%
Corrections Worker	Wd	CommS	1	59	5	2	40.0%

Electronics Service Technician	Wd	Tech	1	6	2	2	100.0%
Special Care Aide On the Job	Ke	ExtPT	1	181	2	2	100.0%
Machine Shop	Wa	IndTr	1	35	11	1	9.1%
Integrated Resource Mgmt. Dip.	Wd	Tech	1	37	35	1	2.9%
Computer Information Systems	Pa	Bus	2	206	30	1	3.3%
Nursing	Ke	Nurs	1	166	5	1	20.0%
Outdoor Power Equipment	Wd	IndTr	1	29	6	1	16.7%
Entrepreneurship & Small Bus.	Wd	Bus	1	24	8	1	12.5%
Audiovisual Technician I	Wd	CommS	1	18	4	1	25.0%
Micro-Electronics Technician	Wd	Tech	1	38	5	1	20.0%
Accountancy	Pa	Bus	2	124	13	1	7.7%
Administration	Pa	Bus	2	84	3	1	33.3%
Welding	Ke	IndTr	1	44	3	1	33.3%
Cosmetologist:Pre-Employment	Wd	CommS	1	46	5	1	20.0%
Geomatics Engineering Tech.	Pa	Tech	1	17	6	1	16.7%
Barber Stylist	Wd	Ext	1	8	3	1	33.3%
Office Education	Wd	Ext	1	20	3	1	33.3%
Early Childhood Education	Wd	CommS	1	36	11	1	9.1%
Office Education	Pa	Bus	1	45	7	1	14.3%
Chemical Dependency Worker	Wd	CommS	1	33	2	1	50.0%
Auto Body Technician	Ke	IndTr	1	14	2	1	50.0%
Biotechnology	Ke	HealthS	2	15	2	1	50.0%
Hotel and Restaurant Admin.	Ke	CommS	2	21	2	1	50.0%
Home Care Aide (On-the-Job)	Ke	ExtPT	1	23	1	1	100.0%
Home Care Aide On the Job	Ke	ExtPT	1	89	1	1	100.0%
Home Care/Special Care Aide	Ke	HealthS	1	24	1	1	100.0%
Medical Laboratory Technology	Ke	HealthS	2	15	1	1	100.0%
Parts Management Technician	Ke	Ext	1	10	1	1	100.0%
Short Order Cook	Wd	Ext	1	4	1	1	100.0%
Youth Care Worker	Ke	CommS	2	15	1	1	100.0%

REASONS: On Leave

- None

Conclusion

A small percentage of students (14%) leave SIAST before the end of their academic year. The reason for leaving can vary greatly but the most common is Exited by Institute.

Kelsey Campus has a low percentage of enrollments withdraw and leave early. Wascana Campus has a high percentage. Woodland Meadow Lake Campus has an extremely high percentage (almost 50%), but their low enrollment numbers must be taken into account.

Absenteeism was the top reason for students leaving the Community Services Division. Program Difficulty was the top reason for Nursing Division even though only 7% of enrolled students withdrew. Technology Division had 20% of enrolled students leave early.

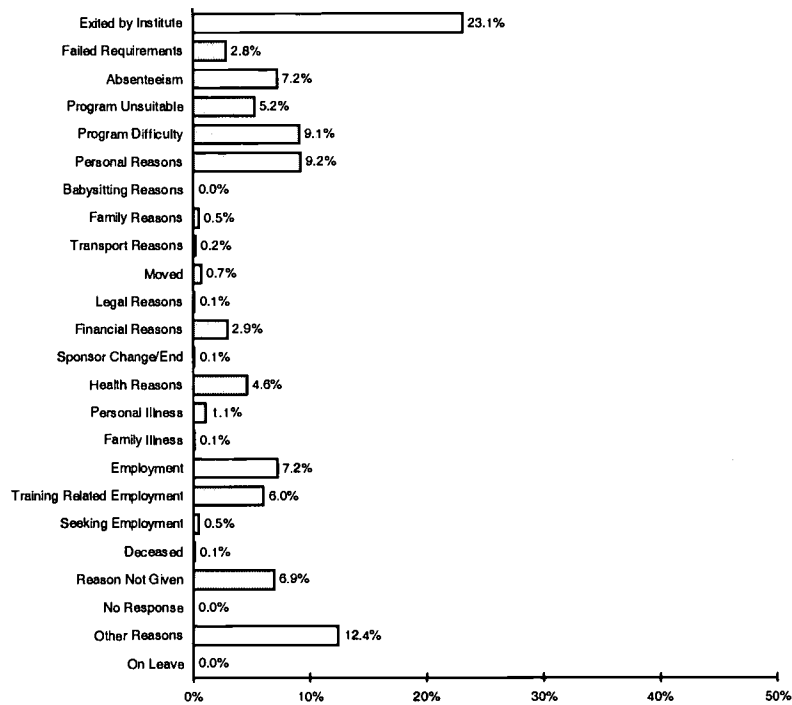
There is a correlation between length of program and the percentage of enrollment to leavers. The longer a student attends SIAST the less likely the student would withdraw. This is evident in the analysis of student type where for short courses 23% of enrolled students withdrew. For first year students this value decreased to 16%. Second year students had only 7% and the few third year students had only 3% withdraw early.

A number of programs (90) had a Leaver/Enrolment ratio greater than the ratio for SIAST Institute overall (14.3%). Many of these programs have small enrollments and the impact of one leaver can influence the ratio significantly. Still, it is interesting to examine specific programs and see what were the most common reasons students withdrew.

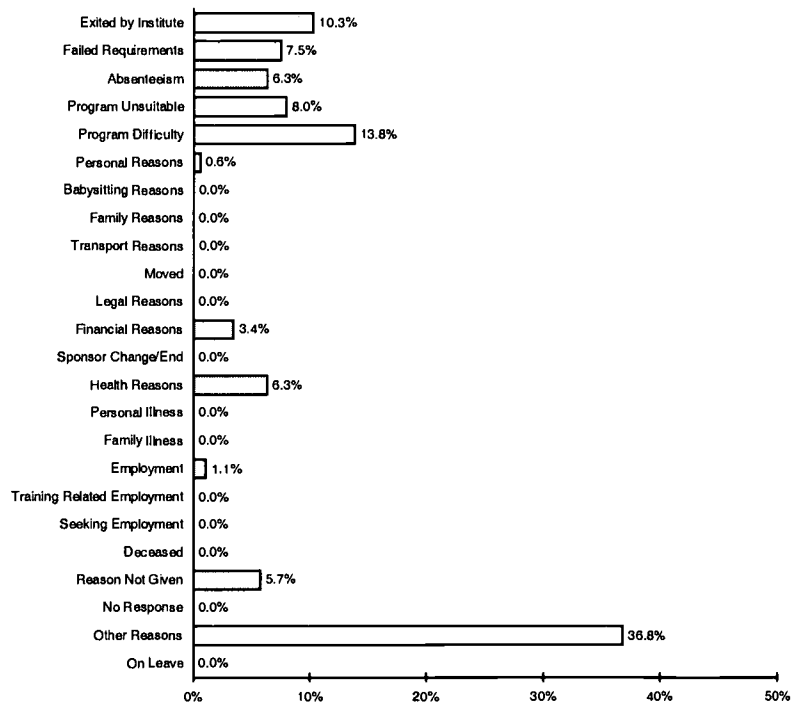
The most common reason given for withdrawing from SIAST is Exited by Institute. Many programs had students select this reason for leaving.

Appendix 1: Percentage of Respondents Selecting Reasons

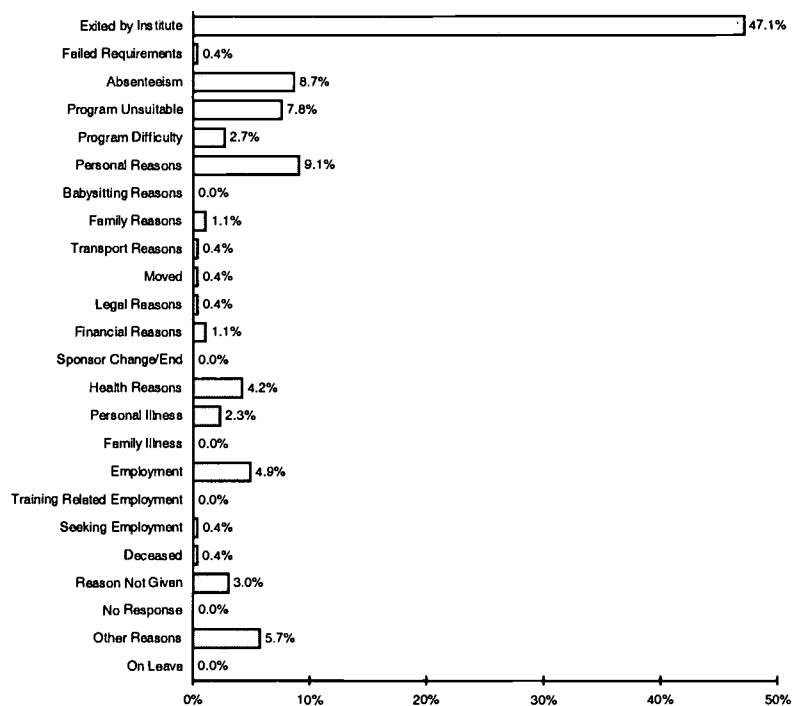
SIAST Institute (n=1025)



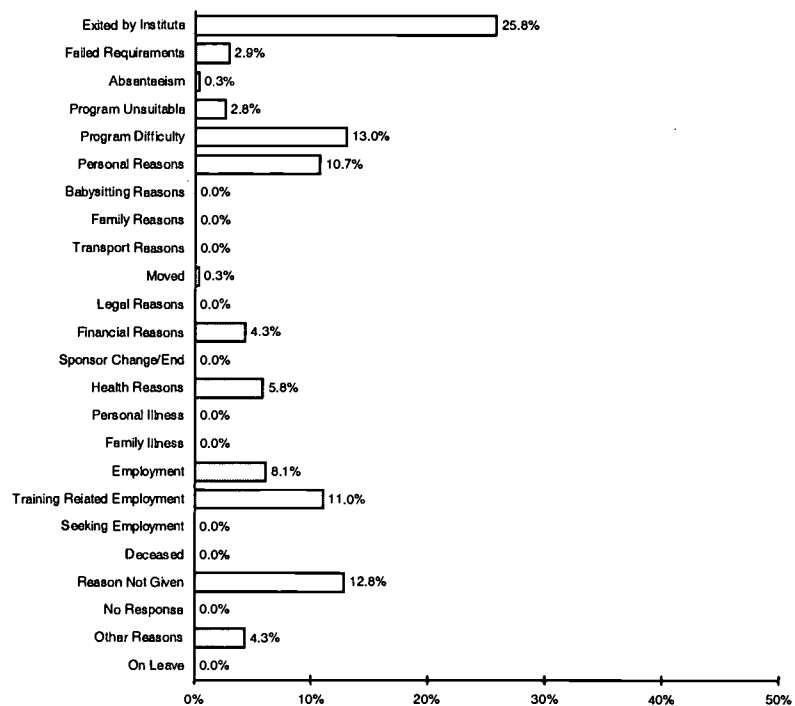
Kelsey Campus (n=174)



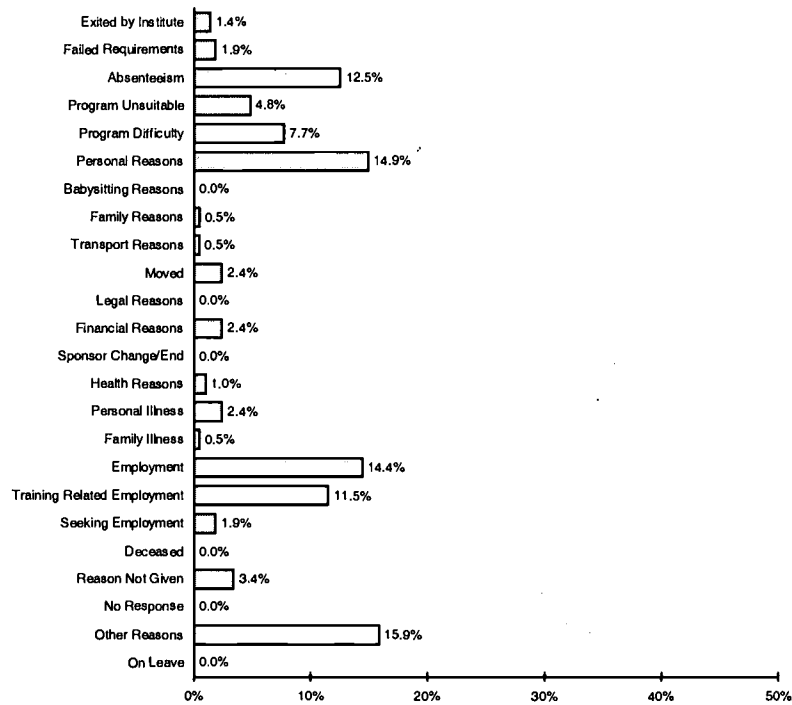
Palliser Campus (n=263)



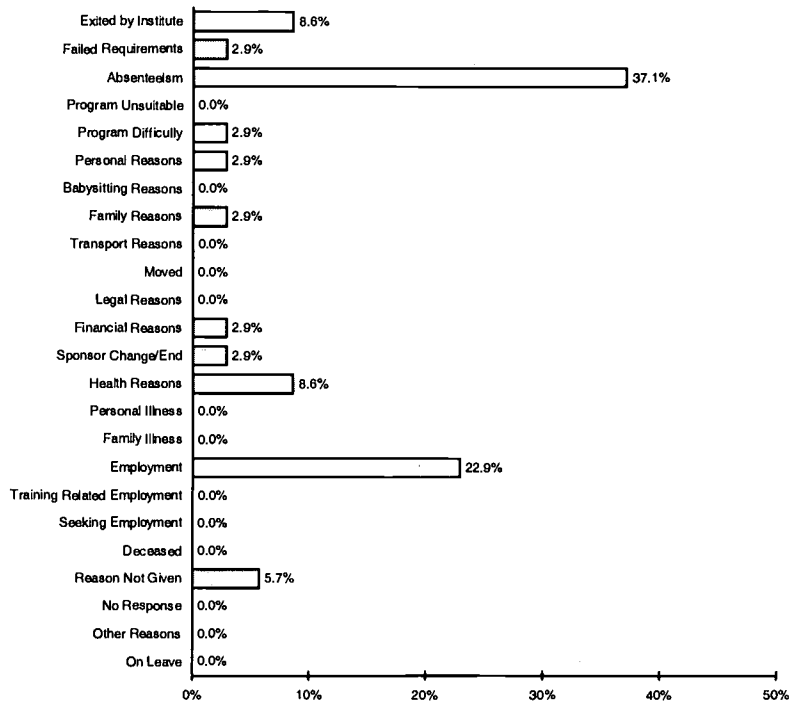
Wascana Campus (n=345)



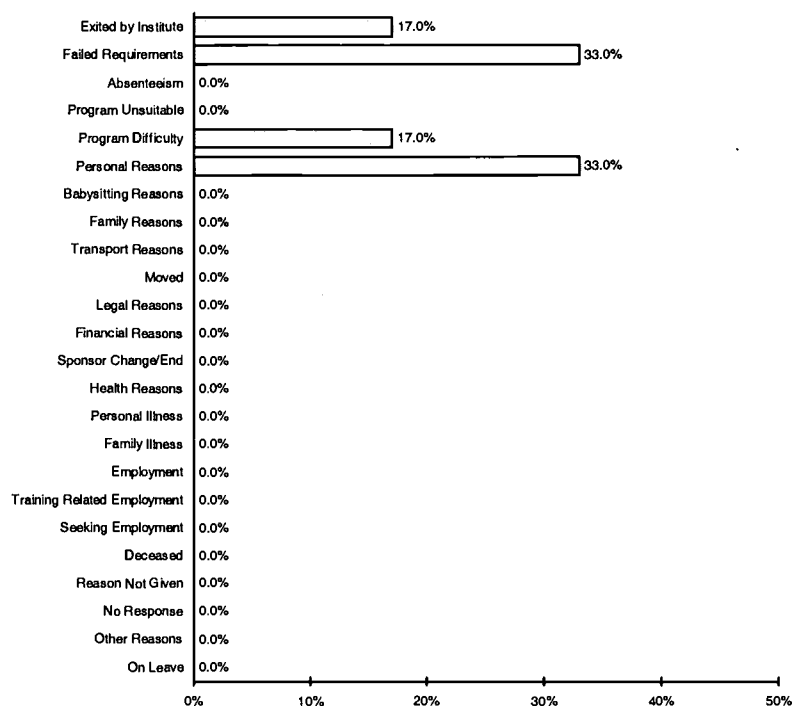
Woodland Campus (n=208)



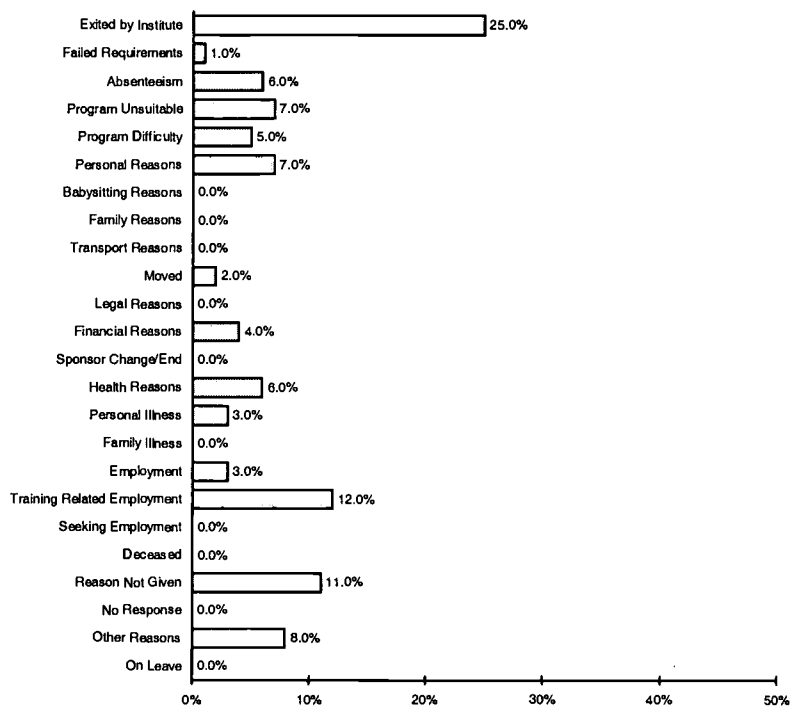
Woodland Meadow Lake Campus (n=35)



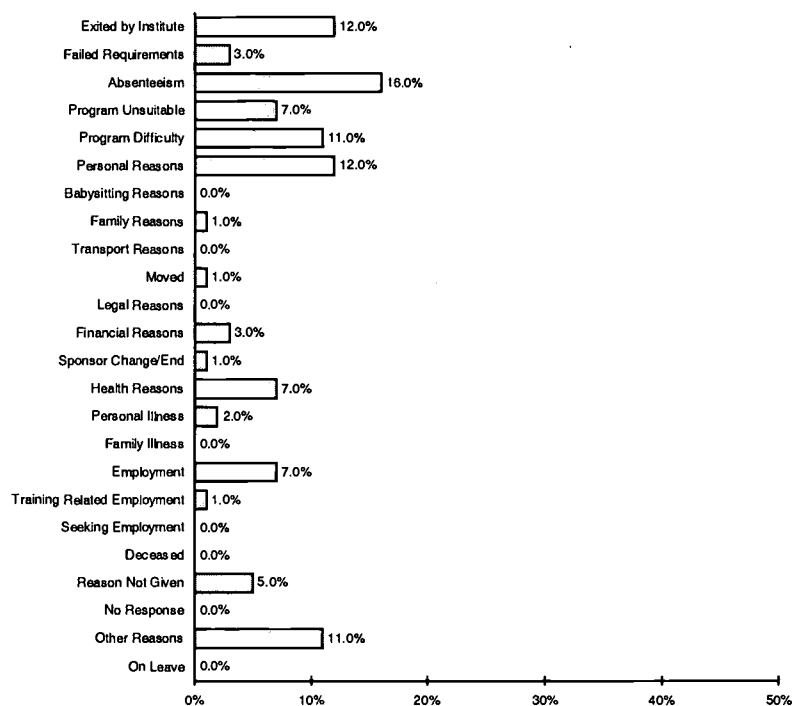
Agricultural Division (n=6)



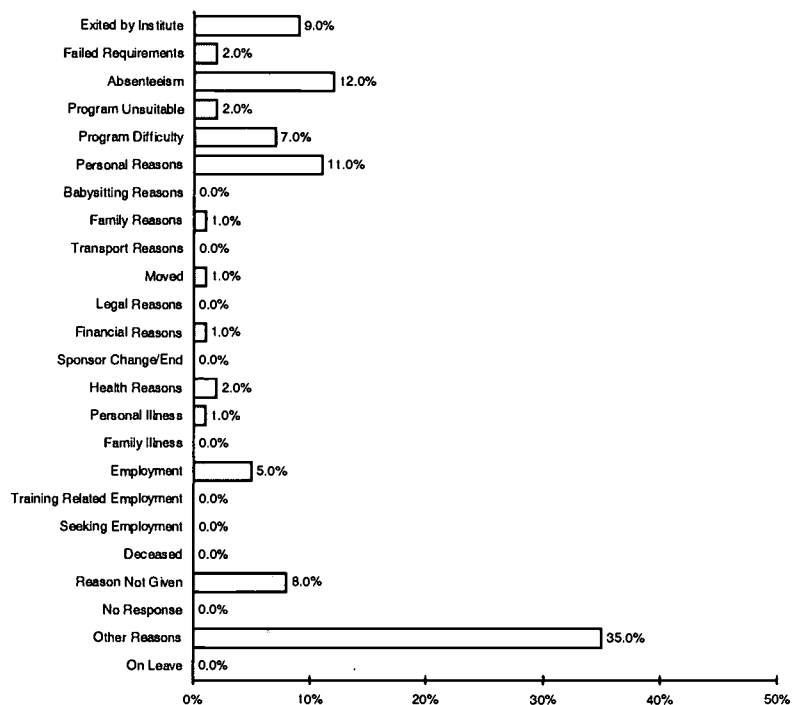
Business Division (n=231)



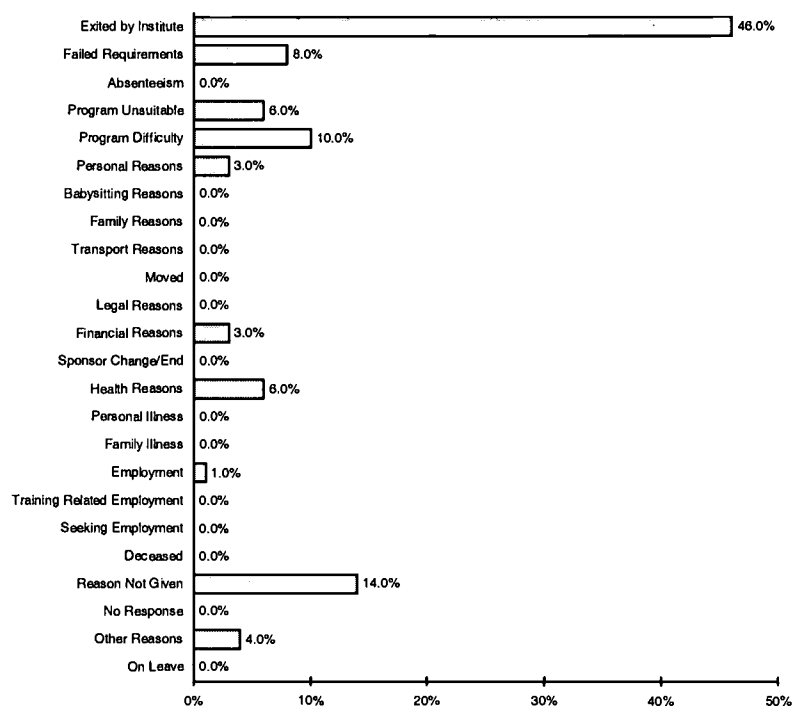
Community Services Division (n=122)



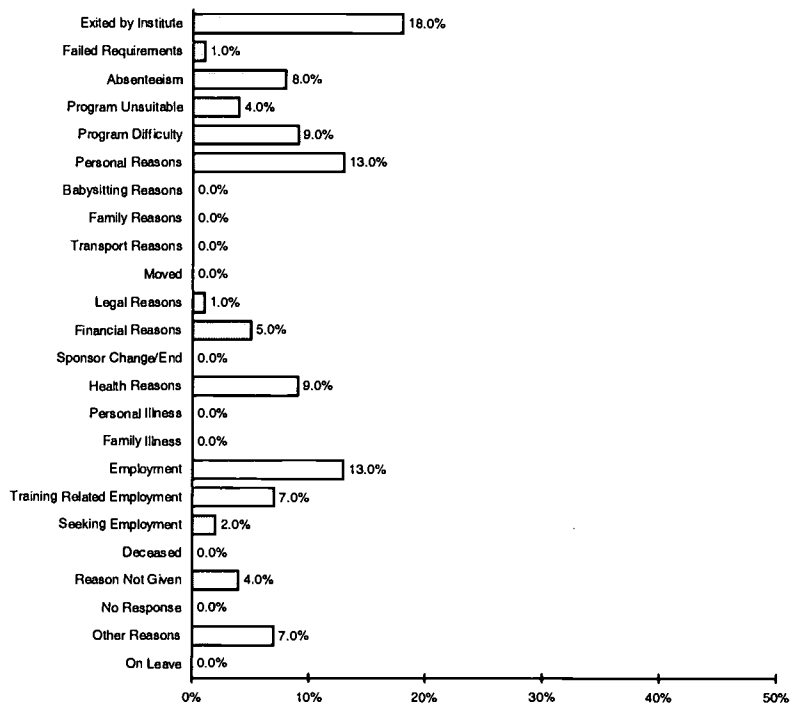
Extension (n=213)



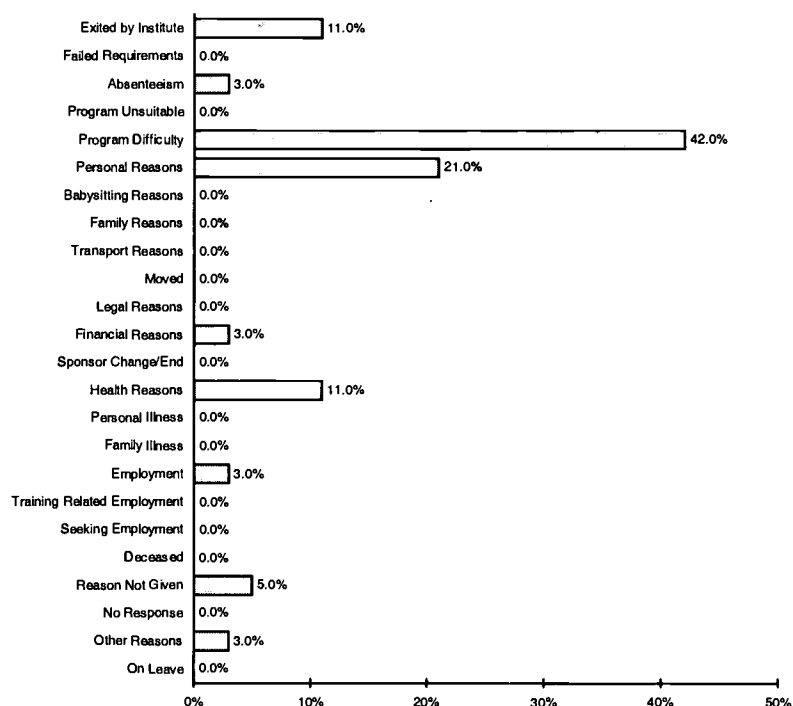
Health Sciences Division (n=72)



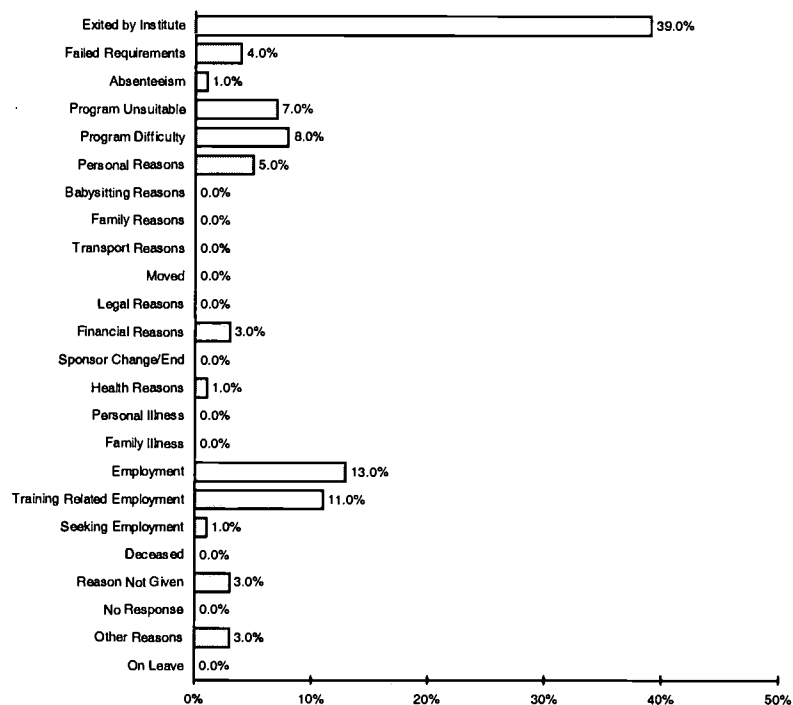
Industrial Training Division (n=127)



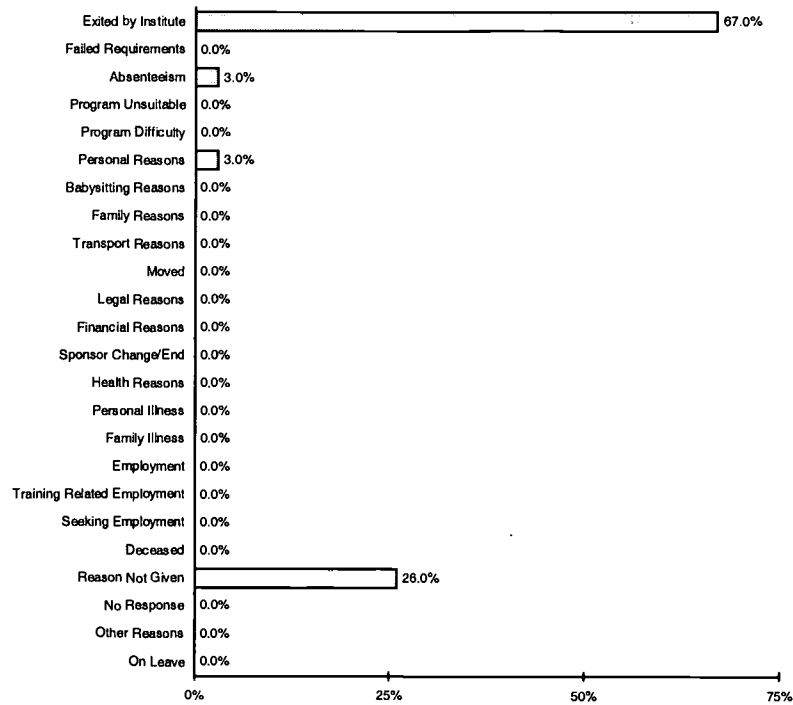
Nursing Division (n=38)



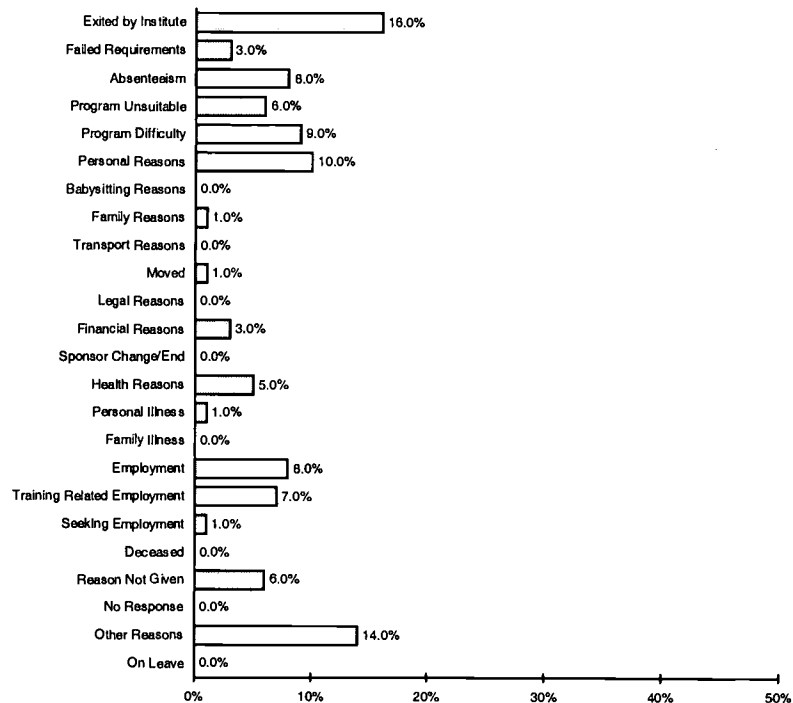
Technology Division (n=216)



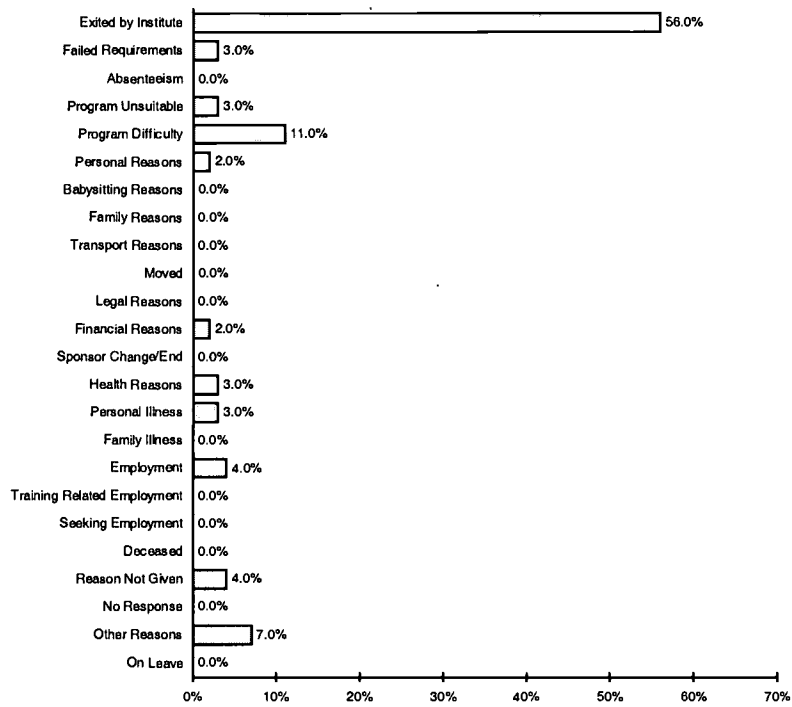
Short Courses (less than 12 weeks) (n=58)



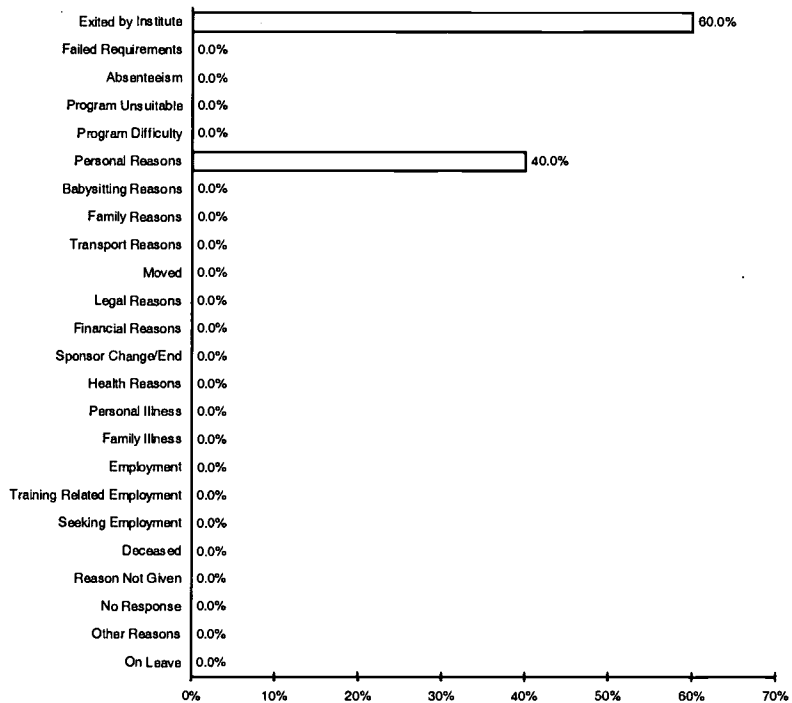
First Year (n=866)



Second Year (n=96)



Third Year (n=5)



Appendix 2: Data

Program	Campus	Division	Year	Enrolled	Leavers	Exited by Institute	Failed Requirements	Absenteeism	Program Unsuitable	Program Difficulty	Personal Reasons	Babysitting Reasons	Family Reasons	Transport Reasons	Moved	Legal Reasons	Financial Reasons	Sponsor Change/End	Health Reasons	Personal Illness	Family Illness	Employment	Training Related Employment	Seeking Employment	Deceased	Reason Not Given	No Response	Other Reasons	On Leave
Accountancy	Pa	Bus	2	124	13	8	0	0	1	2	0	0	0	0	0	0	0	0	0	1	0	0	0	0	0	0	0	1	0
Administration	Pa	Bus	2	84	3	0	0	0	1	0	0	0	0	0	0	0	0	0	0	1	0	0	0	0	0	0	0	1	0
Administration	Pa	Ext	2	7	1	0	0	0	0	0	0	0	0	0	0	0	0	0	0	0	0	0	0	0	0	0	1	0	0
Advanced Clinical Nursing	Wa	Nurs	1	10	0	0	0	0	0	0	0	0	0	0	0	0	0	0	0	0	0	0	0	0	0	0	0	0	0
Advanced Video Systems	Pa	Tech	1	5	0	0	0	0	0	0	0	0	0	0	0	0	0	0	0	0	0	0	0	0	0	0	0	0	0
Agricultural Machinery Tech	Ke	IndTr	1	36	2	1	0	0	0	0	0	0	0	0	0	0	1	0	0	0	0	0	0	0	0	0	0	0	0
Agricultural Machinery Tech	Ke	IndTr	2	22	0	0	0	0	0	0	0	0	0	0	0	0	0	0	0	0	0	0	0	0	0	0	0	0	0
Agriculture Production	Wa	Agric	1	12	3	0	1	0	0	0	2	0	0	0	0	0	0	0	0	0	0	0	0	0	0	0	0	0	0
Applied Photography	Wa	CommS	1	26	0	0	0	0	0	0	0	0	0	0	0	0	0	0	0	0	0	0	0	0	0	0	0	0	0
Architectural Engineering	Pa	Tech	1	31	6	3	0	0	0	1	1	0	1	0	0	0	0	0	0	0	0	0	0	0	0	0	0	0	0
Architectural Engineering	Pa	Tech	2	20	0	0	0	0	0	0	0	0	0	0	0	0	0	0	0	0	0	0	0	0	0	0	0	0	0
Architectural Engineering	Pa	Tech	3	20	0	0	0	0	0	0	0	0	0	0	0	0	0	0	0	0	0	0	0	0	0	0	0	0	0
Audiovisual Technician I	Wd	CommS	1	18	4	0	0	0	0	0	1	0	0	0	0	0	0	0	1	0	0	1	0	0	0	0	0	1	0
Audiovisual Technician II	Wd	CommS	2	7	2	0	0	0	0	0	0	0	0	0	0	0	0	0	0	0	0	2	0	0	0	0	0	0	0
Auto Body Detailer/Prepper	Ke	Ext SC	5	1	0	0	1	0	0	0	0	0	0	0	0	0	0	0	0	0	0	0	0	0	0	0	0	0	0
Auto Body Technician	Ke	IndTr	1	14	2	0	0	0	0	1	0	0	0	0	0	0	0	0	0	0	0	0	0	0	0	0	0	1	0
Auto Body Technician	Pa	IndTr	1	20	4	1	0	2	0	0	0	0	0	0	0	1	0	0	0	0	0	0	0	0	0	0	0	0	0
Auto Body Technician	Wa	IndTr	1	44	10	2	0	0	1	0	2	0	0	0	0	0	0	0	1	0	0	4	0	0	0	0	0	0	0
Automotive Service Technician	Ke	IndTr	1	27	3	0	0	0	0	2	0	0	0	0	0	0	1	0	0	0	0	0	0	0	0	0	0	0	0
Automotive Service Technician	Pa	Ext	1	25	11	0	0	4	1	0	4	0	0	0	0	0	0	0	0	1	0	0	0	0	0	1	0	0	0
Automotive Service Technician	Pa	IndTr	1	17	1	0	0	0	0	0	1	0	0	0	0	0	0	0	0	0	0	0	0	0	0	0	0	0	0
Automotive Service Technician	Wa	IndTr	1	49	18	8	0	0	2	1	4	0	0	0	0	0	0	0	2	0	0	1	0	0	0	0	0	0	0
Automotive Service Technology	Ke	IndTr	2	13	1	0	0	0	0	0	0	0	0	0	0	0	0	0	1	0	0	0	0	0	0	0	0	0	0
Barber Stylist	Wd	CommS	1	2	0	0	0	0	0	0	0	0	0	0	0	0	0	0	0	0	0	0	0	0	0	0	0	0	0
Barber Stylist	Wd	Ext	1	8	3	0	0	0	0	0	1	0	0	0	1	0	0	0	0	0	0	0	0	0	0	0	0	1	0
Basic Critical Care Nursing	Wa	Nurs	1	30	4	0	0	0	0	0	3	0	0	0	0	0	0	0	0	0	0	1	0	0	0	0	0	0	0
Beef Management	Wa	Agric	1	7	2	1	1	0	0	0	0	0	0	0	0	0	0	0	0	0	0	0	0	0	0	0	0	0	0
Biotechnology	Ke	HealthS	1	29	6	0	2	0	2	0	0	0	0	0	0	0	0	0	1	0	0	1	0	0	0	0	0	0	0
Biotechnology	Ke	HealthS	2	15	2	0	1	0	0	0	0	0	0	0	0	0	0	0	0	0	0	0	0	0	0	0	0	1	0
Building Systems Operator	Wa	Tech	1	3	1	1	0	0	0	0	0	0	0	0	0	0	0	0	0	0	0	0	0	0	0	0	0	0	0
Building Systems Technician	Wa	Tech	1	30	8	5	0	0	0	2	0	0	0	0	0	0	0	0	0	0	0	0	0	0	0	0	1	0	0
Business Administration: Cert	Wd	Bus	1	51	13	0	0	4	0	1	0	0	0	0	0	0	0	0	0	2	0	2	0	1	0	1	0	2	0
Business Certificate Program	Pa	Ext	1	135	20	2	0	6	1	0	2	0	1	0	0	0	0	0	3	1	0	3	0	0	0	1	0	0	0
Business Planning	Wd	Ext	1	9	8	0	0	0	0	0	0	0	0	0	0	0	0	0	0	0	0	0	0	0	0	0	0	8	0
Business Year 1	Pa	Bus	1	369	32	10	0	1	5	0	4	0	0	0	1	0	1	0	5	0	0	3	0	0	0	0	0	2	0
CAD/CAM Engineering Technology	Ke	Tech	1	24	3	0	0	0	3	0	0	0	0	0	0	0	0	0	0	0	0	0	0	0	0	0	0	0	0
CAD/CAM Engineering Technology	Ke	Tech	2	27	1	0	1	0	0	0	0	0	0	0	0	0	0	0	0	0	0	0	0	0	0	0	0	0	0
Carpenter:Pre-Employment	Wd	IndTr	1	19	3	0	0	2	1	0	0	0	0	0	0	0	0	0	0	0	0	0	0	0	0	0	0	0	0
Carpenter:Pre-Employment	WdML	IndTr	1	6	4	1	1	0	0	0	0	0	0	0	0	0	0	0	0	0	1	0	0	0	0	1	0	0	0
Carpentry	Pa	Ext	1	15	4	0	0	3	0	0	0	0	0	0	0	0	0	0	0	0	0	0	0	0	0	1	0	0	0
Carpentry	Pa	IndTr	1	13	0	0	0	0	0	0	0	0	0	0	0	0	0	0	0	0	0	0	0	0	0	0	0	0	0
Ceramist	Wd	CommS	1	10	1	0	0	0	0	0	1	0	0	0	0	0	0	0	0	0	0	0	0	0	0	0	0	0	0
Ceramist	Wd	CommS	2	1	0	0	0	0	0	0	0	0	0	0	0	0	0	0	0	0	0	0	0	0	0	0	0	0	0

Program	Campus	Division	Year	Enrolled	Leavers	Exited by Institute	Failed Requirements	Absenteeism	Program Unsuitable	Program Difficulty	Personal Reasons	Babysitting Reasons	Family Reasons	Transport Reasons	Moved	Legal Reasons	Financial Reasons	Sponsor Change/End	Health Reasons	Personal Illness	Family Illness	Employment	Training Related Employment	Seeking Employment	Deceased	Reason Not Given	No Response	Other Reasons	On Leave	
Chemical Dependency Worker	Wd	CommS	1	33	2	0	0	0	0	0	1	0	0	0	0	0	0	0	0	0	0	0	0	0	0	0	0	1	0	
Chemical Dependency Worker	Wd	CommS	2	17	1	0	0	0	0	0	0	0	0	0	0	0	0	0	0	0	0	0	0	0	0	0	1	0	0	
Chemical Technology	Ke	HealthS	1	29	3	0	0	0	1	2	0	0	0	0	0	0	0	0	0	0	0	0	0	0	0	0	0	0	0	
Chemical Technology	Ke	HealthS	2	21	1	0	0	0	0	0	0	0	0	0	0	0	1	0	0	0	0	0	0	0	0	0	0	0	0	
Civil Engineering Technology	Pa	Tech	1	23	4	1	0	0	0	0	1	0	0	0	0	0	0	0	0	0	0	1	0	0	0	1	0	0	0	
Civil Engineering Technology	Pa	Tech	2	11	2	2	0	0	0	0	0	0	0	0	0	0	0	0	0	0	0	0	0	0	0	0	0	0	0	
Civil Engineering Technology	Pa	Tech	3	12	1	1	0	0	0	0	0	0	0	0	0	0	0	0	0	0	0	0	0	0	0	0	0	0	0	
Combined Lab/Xray Technician	Ke	HealthS	1	13	1	0	0	0	0	1	0	0	0	0	0	0	0	0	0	0	0	0	0	0	0	0	0	0	0	
Computer Aided Design/Drafting	Pa	Tech	1	32	6	6	0	0	0	0	0	0	0	0	0	0	0	0	0	0	0	0	0	0	0	0	0	0	0	
Computer Aided Design/Drafting	Pa	Tech	2	20	1	1	0	0	0	0	0	0	0	0	0	0	0	0	0	0	0	0	0	0	0	0	0	0	0	
Computer Aided Design/Drafting	Pa	Tech	3	16	0	0	0	0	0	0	0	0	0	0	0	0	0	0	0	0	0	0	0	0	0	0	0	0	0	
Computer Engineering	Pa	Tech	1	32	14	10	0	0	2	1	0	0	0	0	0	0	0	0	0	0	0	1	0	0	0	0	0	0	0	
Computer Engineering	Pa	Tech	2	13	3	3	0	0	0	0	0	0	0	0	0	0	0	0	0	0	0	0	0	0	0	0	0	0	0	
Computer Engineering	Pa	Tech	3	11	0	0	0	0	0	0	0	0	0	0	0	0	0	0	0	0	0	0	0	0	0	0	0	0	0	
Computer Information Systems	Pa	Bus	2	206	30	23	0	0	0	2	0	0	0	0	0	0	1	0	1	1	0	0	0	0	0	0	1	0	1	
Computer System Support	Wd	Bus	1	31	7	0	0	0	2	1	1	0	0	0	3	0	0	0	0	0	0	0	0	0	0	0	0	0	0	
Computer Systems Technology	Ke	Tech	1	46	8	1	3	0	1	2	0	0	0	0	0	0	1	0	0	0	0	0	0	0	0	0	0	0	0	
Computer Systems Technology	Ke	Tech	2	23	0	0	0	0	0	0	0	0	0	0	0	0	0	0	0	0	0	0	0	0	0	0	0	0	0	
Corrections Worker	Wd	CommS	1	59	5	0	0	0	0	0	0	0	0	0	0	0	1	0	0	1	0	1	0	0	0	0	0	2	0	
Cosmetologist: Pre-Employment	Wd	CommS	1	48	5	0	0	1	0	0	1	0	0	0	1	0	0	0	1	0	0	0	0	0	0	0	0	0	1	
Dental Assisting	Wa	HealthS	1	60	7	1	3	0	0	1	0	0	0	0	0	0	1	0	1	0	0	0	0	0	0	0	0	0	0	
Dental Assisting Refresher	Wa	HealthS	SC	4	0	0	0	0	0	0	0	0	0	0	0	0	0	0	0	0	0	0	0	0	0	0	0	0	0	
Dental Hygiene	Wa	HealthS	1	25	0	0	0	0	0	0	0	0	0	0	0	0	0	0	0	0	0	0	0	0	0	0	0	0	0	
Dental Hygiene	Wa	HealthS	2	25	0	0	0	0	0	0	0	0	0	0	0	0	0	0	0	0	0	0	0	0	0	0	0	0	0	
Drafting Technician	Wa	Tech	1	16	2	0	0	0	0	0	0	0	0	0	0	0	0	0	0	0	0	0	0	0	0	0	2	0	0	
Driver Training: 1A Comb.Vehicle	Wd	Ext	1	93	2	0	0	1	0	0	0	0	1	0	0	0	0	0	0	0	0	0	0	0	0	0	0	0	0	
Early Childhood Education	Ke	CommS	1	26	1	0	0	1	0	0	0	0	0	0	0	0	0	0	0	0	0	0	0	0	0	0	0	0	0	
Early Childhood Education	Ke	CommS	2	9	0	0	0	0	0	0	0	0	0	0	0	0	0	0	0	0	0	0	0	0	0	0	0	0	0	
Early Childhood Education	Ke	Ext	1	53	0	0	0	0	0	0	0	0	0	0	0	0	0	0	0	0	0	0	0	0	0	0	0	0	0	
Early Childhood Education	Ke	ExtPT	1	1	0	0	0	0	0	0	0	0	0	0	0	0	0	0	0	0	0	0	0	0	0	0	0	0	0	
Early Childhood Education	Wa	CommS	1	20	6	0	0	0	0	6	0	0	0	0	0	0	0	0	0	0	0	0	0	0	0	0	0	0	0	
Early Childhood Education	Wa	CommS	2	14	1	0	0	0	0	1	0	0	0	0	0	0	0	0	0	0	0	0	0	0	0	0	0	0	0	
Early Childhood Education	Wd	CommS	1	36	11	2	2	2	0	2	2	0	0	0	0	0	0	0	0	0	0	0	0	0	0	0	0	0	1	
Early Childhood Education	Wd	CommS	2	18	0	0	0	0	0	0	0	0	0	0	0	0	0	0	0	0	0	0	0	0	0	0	0	0	0	
Early Childhood Education	Wd	Ext	1	32	9	0	0	0	0	2	5	0	0	0	0	0	0	0	0	0	1	1	0	0	0	0	0	0	0	
Electrical Engineering	Pa	Tech	1	24	9	6	0	0	1	1	1	0	0	0	0	0	0	0	0	0	0	0	0	0	0	0	0	0	0	
Electrical Engineering	Pa	Tech	2	22	6	6	0	0	0	0	0	0	0	0	0	0	0	0	0	0	0	0	0	0	0	0	0	0	0	
Electrical Engineering	Pa	Tech	3	9	0	0	0	0	0	0	0	0	0	0	0	0	0	0	0	0	0	0	0	0	0	0	0	0	0	
Electrician	Pa	IndTr	1	24	0	0	0	0	0	0	0	0	0	0	0	0	0	0	0	0	0	0	0	0	0	0	0	0	0	
Electrician	Wd	IndTr	1	43	0	0	0	0	0	0	0	0	0	0	0	0	0	0	0	0	0	0	0	0	0	0	0	0	0	
Electronic Communications Tech	Wa	Tech	1	67	24	6	0	0	0	1	3	0	0	0	0	0	2	0	1	0	0	6	3	0	0	0	0	0	2	0

Program	Campus	Division	Year	Enrolled	Leavers	Exited by Institute	Failed Requirements	Absenteeism	Program Unsuitable	Program Difficulty	Personal Reasons	Babysitting Reasons	Family Reasons	Transport Reasons	Moved	Legal Reasons	Financial Reasons	Sponsor Change/End	Health Reasons	Personal Illness	Family Illness	Employment	Training Related Employment	Seeking Employment	Deceased	Reason Not Given	No Response	Other Reasons	On Leave
Electronics Engineering	Pa	Tech	1	28	17	13	0	1	1	0	1	0	0	1	0	0	0	0	0	0	0	0	0	0	0	0	0	0	0
Electronics Engineering	Pa	Tech	2	18	2	2	0	0	0	0	0	0	0	0	0	0	0	0	0	0	0	0	0	0	0	0	0	0	0
Electronics Engineering	Pa	Tech	3	15	3	2	0	0	0	0	1	0	0	0	0	0	0	0	0	0	0	0	0	0	0	0	0	0	0
Electronics Service Technician	Pa	Tech	1	10	3	0	0	0	2	0	0	0	0	0	0	0	0	0	0	0	0	0	1	0	0	0	0	0	0
Electronics Service Technician	Pa	Tech	2	18	0	0	0	0	0	0	0	0	0	0	0	0	0	0	0	0	0	0	0	0	0	0	0	0	0
Electronics Service Technician	Wd	Ext	1	11	1	0	0	0	0	0	1	0	0	0	0	0	0	0	0	0	0	0	0	0	0	0	0	0	0
Electronics Service Technician	Wd	Tech	1	6	2	0	0	0	0	0	0	0	0	0	0	0	0	0	0	0	0	0	0	0	0	0	0	2	0
Emergency Medical Technician	Wa	Ext SC	76	20	13	0	0	0	0	0	1	0	0	0	0	0	0	0	0	0	0	0	0	0	0	0	6	0	0
Emergency Medical Technician	Wa	HealthS SC	126	32	26	0	0	0	0	0	0	0	0	0	0	0	0	0	0	0	0	0	0	0	0	0	6	0	0
Emergency Services Communicator	Wa	Ext	1	23	4	0	4	0	0	0	0	0	0	0	0	0	0	0	0	0	0	0	0	0	0	0	0	0	0
EMT Advanced	Wa	HealthS	1	37	9	8	0	0	0	0	0	0	0	0	0	0	0	0	0	0	0	0	0	0	0	0	3	0	0
EMT Paramedic	Wa	HealthS	1	30	1	0	0	0	0	0	0	0	0	0	0	0	0	0	0	0	0	0	0	0	0	0	1	0	0
Entrepreneurship & Small Bus.	Wd	Bus	1	24	8	1	0	0	3	1	1	0	0	0	0	0	0	0	0	0	0	0	1	0	0	0	0	0	1
Entrepreneurship & Small Bus.	Wd	Ext	1	19	0	0	0	0	0	0	0	0	0	0	0	0	0	0	0	0	0	0	0	0	0	0	0	0	0
Environmental Engineering	Pa	Tech	1	24	0	0	0	0	0	0	0	0	0	0	0	0	0	0	0	0	0	0	0	0	0	0	0	0	0
Environmental Engineering	Pa	Tech	2	15	0	0	0	0	0	0	0	0	0	0	0	0	0	0	0	0	0	0	0	0	0	0	0	0	0
Environmental Engineering	Pa	Tech	3	18	0	0	0	0	0	0	0	0	0	0	0	0	0	0	0	0	0	0	0	0	0	0	0	0	0
Esthetician	Wd	Ext	1	6	0	0	0	0	0	0	0	0	0	0	0	0	0	0	0	0	0	0	0	0	0	0	0	0	0
Farm Business Management	Wa	Agric	1	5	1	0	0	0	0	1	0	0	0	0	0	0	0	0	0	0	0	0	0	0	0	0	0	0	0
Farm Mechanics	Wa	Agric	1	15	0	0	0	0	0	0	0	0	0	0	0	0	0	0	0	0	0	0	0	0	0	0	0	0	0
Financial Services	Pa	Bus	2	41	0	0	0	0	0	0	0	0	0	0	0	0	0	0	0	0	0	0	0	0	0	0	0	0	0
Food and Nutrition Management	Ke	CommS	1	18	4	1	0	0	2	0	0	0	0	0	0	0	1	0	0	0	0	0	0	0	0	0	0	0	0
Food and Nutrition Management	Ke	CommS	2	15	0	0	0	0	0	0	0	0	0	0	0	0	0	0	0	0	0	0	0	0	0	0	0	0	0
Geomatics Engineering Tech.	Pa	Tech	1	17	6	2	0	0	1	0	1	0	0	0	0	0	1	0	0	0	0	0	0	0	0	0	0	0	1
Geomatics Engineering Tech.	Pa	Tech	2	7	0	0	0	0	0	0	0	0	0	0	0	0	0	0	0	0	0	0	0	0	0	0	0	0	0
Geomatics Engineering Tech.	Pa	Tech	3	10	0	0	0	0	0	0	0	0	0	0	0	0	0	0	0	0	0	0	0	0	0	0	0	0	0
Graphic Arts Production	Wa	CommS	1	23	4	1	0	0	0	0	0	0	0	0	0	0	1	0	1	0	0	1	0	0	0	0	0	0	0
Health Record Technician	Wa	HealthS	1	8	4	0	0	0	1	2	0	0	0	0	0	0	0	0	0	1	0	0	0	0	0	0	0	0	0
Health Record Technology	Wa	HealthS	1	12	1	0	0	0	0	0	1	0	0	0	0	0	0	0	0	0	0	0	0	0	0	0	0	0	0
Health Record Technology	Wa	HealthS	2	6	0	0	0	0	0	0	0	0	0	0	0	0	0	0	0	0	0	0	0	0	0	0	0	0	0
Heavy Equipment Mechanics	Ke	ExtPT	1	7	0	0	0	0	0	0	0	0	0	0	0	0	0	0	0	0	0	0	0	0	0	0	0	0	0
Heavy Equipment Mechanics	Ke	IndTr	1	52	4	1	0	0	0	3	0	0	0	0	0	0	0	0	0	0	0	0	0	0	0	0	0	0	0
Heavy Equipment Mechanics	WdML	IndTr	1	12	4	2	0	1	0	0	0	0	0	0	0	0	0	0	0	0	0	1	0	0	0	0	0	0	0
Heavy Equipment Operator	Wd	Ext	1	70	4	0	0	4	0	0	0	0	0	0	0	0	0	0	0	0	0	0	0	0	0	0	0	0	0
Home Care Aide	Ke	Ext	1	2	0	0	0	0	0	0	0	0	0	0	0	0	0	0	0	0	0	0	0	0	0	0	0	0	0
Home Care Aide (On-the-Job)	Ke	ExtPT	1	23	1	0	0	0	0	0	0	0	0	0	0	0	0	0	0	0	0	0	0	0	0	0	0	0	1
Home Care Aide On the Job	Ke	ExtPT	1	89	1	0	0	0	0	0	0	0	0	0	0	0	0	0	0	0	0	0	0	0	0	0	0	0	1
Home Care/Special Care Aide	Ke	Ext	1	16	0	0	0	0	0	0	0	0	0	0	0	0	0	0	0	0	0	0	0	0	0	0	0	0	0
Home Care/Special Care Aide	Ke	Ext	1	12	3	0	0	0	0	0	0	0	0	0	0	0	0	0	0	0	0	0	0	0	0	0	3	0	0
Home Care/Special Care Aide	Ke	Ext	1	167	1	1	0	0	0	0	0	0	0	0	0	0	0	0	0	0	0	0	0	0	0	0	0	0	0
Home Care/Special Care Aide	Ke	ExtPT	1	4	0	0	0	0	0	0	0	0	0	0	0	0	0	0	0	0	0	0	0	0	0	0	0	0	0
Home Care/Special Care Aide	Ke	HealthS	1	24	1	0	0	0	0	0	0	0	0	0	0	0	0	0	0	0	0	0	0	0	0	0	0	0	1
Home Care/Special Care Aide	Ke	ExtPT SC	3	0	0	0	0	0	0	0	0	0	0	0	0	0	0	0	0	0	0	0	0	0	0	0	0	0	0

Program	Campus	Division	Year	Enrolled	Leavers	Exited by Institute	Failed Requirements	Absenteeism	Program Unsuitable	Program Difficulty	Personal Reasons	Babysitting Reasons	Family Reasons	Transport Reasons	Moved	Legal Reasons	Financial Reasons	Sponsor Change/End	Health Reasons	Personal Illness	Family Illness	Employment	Training Related Employment	Seeking Employment	Deceased	Reason Not Given	No Response	Other Reasons	On Leave
Care OTJ																													
Home Care/Special Care OTJ	Ke	ExtPT	1	145	3	0	0	0	0	0	0	0	0	0	0	0	0	0	0	0	0	0	0	0	0	0	0	3	0
Hotel and Restaurant Admin.	Ke	CommS	1	27	6	3	0	0	2	1	0	0	0	0	0	0	0	0	0	0	0	0	0	0	0	0	0	0	0
Hotel and Restaurant Admin.	Ke	CommS	2	21	2	1	0	0	0	0	0	0	0	0	0	0	0	0	0	0	0	0	0	0	0	0	0	1	0
Human Resource Management	Pa	Bus	2	32	3	2	0	0	0	0	0	0	0	0	0	0	0	0	0	0	0	0	0	0	0	1	0	0	0
Indust. Electronics Technician	Ke	Tech	1	34	9	0	1	0	0	5	0	0	0	0	0	0	0	0	1	0	0	1	0	0	0	1	0	0	0
Indust. Electronics Technology	Ke	Tech	1	1	0	0	0	0	0	0	0	0	0	0	0	0	0	0	0	0	0	0	0	0	0	0	0	0	0
Indust. Electronics Technology	Ke	Tech	2	28	1	0	1	0	0	0	0	0	0	0	0	0	0	0	0	0	0	0	0	0	0	0	0	0	0
Industrial Mechanics	Ke	IndTr	1	14	0	0	0	0	0	0	0	0	0	0	0	0	0	0	0	0	0	0	0	0	0	0	0	0	0
Institutional Meat Cutting	Wd	Ext	1	18	7	0	0	0	0	0	7	0	0	0	0	0	0	0	0	0	0	0	0	0	0	0	0	0	0
Instrumentation Engineering	Pa	Tech	1	32	13	10	0	0	1	0	0	0	0	0	0	0	0	0	0	0	0	1	0	1	0	0	0	0	0
Instrumentation Engineering	Pa	Tech	2	30	1	1	0	0	0	0	0	0	0	0	0	0	0	0	0	0	0	0	0	0	0	0	0	0	0
Instrumentation Engineering	Pa	Tech	3	16	0	0	0	0	0	0	0	0	0	0	0	0	0	0	0	0	0	0	0	0	0	0	0	0	0
Integrated Resource Mgmt. Dip.	Wd	Ext	1	16	8	0	0	0	0	3	0	0	0	0	0	0	0	0	0	0	0	5	0	0	0	0	0	0	0
Integrated Resource Mgmt. Dip.	Wd	Tech	1	17	9	0	0	1	0	0	0	0	0	0	0	0	0	0	0	0	0	5	3	0	0	0	0	0	0
Integrated Resource Mgmt. Dip.	Wd	Tech	1	37	35	0	0	1	0	2	0	0	0	0	0	0	1	0	0	0	0	10	18	1	0	1	0	1	0
Library/Information Technology	Ke	CommS	1	26	3	0	0	0	0	1	0	0	0	0	0	0	0	0	1	0	0	0	0	0	0	1	0	0	0
Library/Information Technology	Ke	CommS	2	1	0	0	0	0	0	0	0	0	0	0	0	0	0	0	0	0	0	0	0	0	0	0	0	0	0
Intra-Oral Module	Wa	HealthS	SC	2	0	0	0	0	0	0	0	0	0	0	0	0	0	0	0	0	0	0	0	0	0	0	0	0	0
Machine Shop	Ke	Ext	1	9	0	0	0	0	0	0	0	0	0	0	0	0	0	0	0	0	0	0	0	0	0	0	0	0	0
Machine Shop	Ke	IndTr	1	23	1	1	0	0	0	0	0	0	0	0	0	0	0	0	0	0	0	0	0	0	0	0	0	0	0
Machine Shop	Wa	IndTr	1	35	11	3	0	0	1	2	0	0	0	0	0	0	2	0	0	0	0	0	0	0	0	2	0	1	0
Major Appliance Servicing	Wa	IndTr	1	26	12	2	0	0	0	0	3	0	0	0	0	0	1	0	3	0	0	1	2	0	0	0	0	0	0
Marketing	Pa	Bus	2	51	2	1	0	0	0	0	0	0	0	0	0	0	0	0	0	0	0	1	0	0	0	0	0	0	0
Mechanical Engineering	Ke	Tech	1	30	4	0	3	0	1	0	0	0	0	0	0	0	0	0	0	0	0	0	0	0	0	0	0	0	0
Mechanical Engineering	Ke	Tech	2	30	1	0	0	0	1	0	0	0	0	0	0	0	0	0	0	0	0	0	0	0	0	0	0	0	0
Medical Laboratory Technology	Ke	HealthS	2	15	1	0	0	0	0	0	0	0	0	0	0	0	0	0	0	0	0	0	0	0	0	0	0	1	0
Medical Radiological Tech.	Ke	HealthS	2	13	0	0	0	0	0	0	0	0	0	0	0	0	0	0	0	0	0	0	0	0	0	0	0	0	0
Micro-Electronics Technician	Wd	Ext	1	7	0	0	0	0	0	0	0	0	0	0	0	0	0	0	0	0	0	0	0	0	0	0	0	0	0
Micro-Electronics Technician	Wd	Tech	1	38	5	0	0	0	1	1	0	0	0	0	0	0	1	0	0	0	0	1	0	0	0	0	0	1	0
New Media Communications	Wa	CommS	1	28	2	0	0	0	0	0	1	0	0	0	0	0	0	0	0	0	0	0	1	0	0	0	0	0	0
New Media Communications	Wd	CommS	1	24	3	0	0	2	1	0	0	0	0	0	0	0	0	0	0	0	0	0	0	0	0	0	0	0	0
Nursing	Ke	Nurs	1	166	5	1	0	1	0	0	0	0	0	0	0	0	0	0	1	0	0	0	0	0	0	1	0	1	0
Nursing	Ke	Nurs	2	105	3	2	0	0	0	0	0	0	0	0	0	0	0	0	1	0	0	0	0	0	0	0	0	0	0
Nursing	Ke	Nurs	3	1	0	0	0	0	0	0	0	0	0	0	0	0	0	0	0	0	0	0	0	0	0	0	0	0	0
Nursing	Wa	Nurs	1	74	6	1	0	0	0	0	3	0	0	0	0	0	1	0	0	0	0	0	0	0	0	1	0	0	0
Nursing	Wa	Nurs	2	45	7	0	0	0	0	6	1	0	0	0	0	0	0	0	0	0	0	0	0	0	0	0	0	0	0
Nursing	Wa	Nurs	3	14	0	0	0	0	0	0	0	0	0	0	0	0	0	0	0	0	0	0	0	0	0	0	0	0	0
Nursing Update	Wa	Nurs	1	4	0	0	0	0	0	0	0	0	0	0	0	0	0	0	0	0	0	0	0	0	0	0	0	0	0
Occup/Physical Therapist Asst.	Wa	HealthS	1	14	1	0	0	0	0	0	1	0	0	0	0	0	0	0	0	0	0	0	0	0	0	0	0	0	0
Office Automation/Admin.	Pa	Bus	2	34	1	0	0	0	0	0	0	0	0	0	0	0	0	0	0	0	0	1	0	0	0	0	0	0	0
Office Education	Pa	Bus	1	45	7	1	1	1	2	0	1	0	0	0	0	0	0	0	0	0	0	0	0	0	0	0	0	1	0
Office Education	Pa	Ext	1	66	2	0	0	1	0	0	1	0	0	0	0	0	0	0	0	0	0	0	0	0	0	0	0	0	0
Office Education	Wa	Bus	1	260	88	11	0	0	1	3	7	0	0	0	0	0	5	0	6	0	1	26	0	0	21	0	7	0	0
Office Education	Wa	Ext	1	87	12	1	0	1	2	0	1	0	0	0	1	0	1	0	1	0	3	1	0	0	0	0	0	0	0
Office Education	Wd	Bus	1	78	14	0	1	3	1	2	2	0	0	0	0	0	1	0	0	1	0	0	0	0	0	1	0	2	0
Office Education	Wd	Ext	1	20	3	0	0	0	0	1	0	0	0	1	0	0	0	0	0	0	0	0	0	0	0	0	0	1	0
Office Education	WdML	Bus	1	22	10	0	0	6	0	0	0	0	1	0	0	0	1	0	2	0	0	0	0	0	0	0	0	0	0
Operating Room Nrsq & Tech/LPN	Wa	Ext	1	5	1	0	1	0	0	0	0	0	0	0	0	0	0	0	0	0	0	0	0	0	0	0	0	0	0
Operating Room Nrsq & Tech/RN	Wa	Ext	1	19	0	0	0	0	0	0	0	0	0	0	0	0	0	0	0	0	0	0	0	0	0	0	0	0	0

Program	Campus	Division	Year	Enrolled	Leavers	Exited by Institute	Failed Requirements	Absenteeism	Program Unsuitable	Program Difficulty	Personal Reasons	Babysitting Reasons	Family Reasons	Transport Reasons	Moved	Legal Reasons	Financial Reasons	Sponsor Change/End	Health Reasons	Personal Illness	Family Illness	Employment	Training Related Employment	Seeking Employment	Deceased	Reason Not Given	No Response	Other Reasons	On Leave
Operating Room Nrs & Tech/RN	Wa	Nurs	1	12	0	0	0	0	0	0	0	0	0	0	0	0	0	0	0	0	0	0	0	0	0	0	0	0	
Outdoor Power Equipment	Wa	IndTr	1	27	7	0	0	0	0	0	1	0	0	0	0	0	0	0	0	0	0	2	1	0	0	1	0	2	
Outdoor Power Equipment	Wd	IndTr	1	29	6	0	0	1	0	0	0	0	0	0	0	0	0	0	0	0	0	1	1	2	0	0	0	1	
Parts Management Technician	Ke	Ext	1	10	1	0	0	0	0	0	0	0	0	0	0	0	0	0	0	0	0	0	0	0	0	0	0	1	
Parts Management Technician	Ke	IndTr	SC	1	0	0	0	0	0	0	0	0	0	0	0	0	0	0	0	0	0	0	0	0	0	0	0	0	
Parts Management Technician	Ke	IndTr	1	33	2	1	0	0	0	0	0	0	0	0	0	0	0	0	1	0	0	0	0	0	0	0	0	0	
Pharmacy Technician	Ke	HealthS	1	18	2	0	0	0	0	1	0	0	0	0	0	0	0	0	1	0	0	0	0	0	0	0	0	0	
Plumbing	Ke	Ext	1	24	0	0	0	0	0	0	0	0	0	0	0	0	0	0	0	0	0	0	0	0	0	0	0	0	
Pork Production Technician	Wa	Ext	1	5	1	0	0	0	1	0	0	0	0	0	0	0	0	0	0	0	0	0	0	0	0	0	0	0	
Power Engineering	Ke	Tech	1	18	1	0	0	0	0	1	0	0	0	0	0	0	0	0	0	0	0	0	0	0	0	0	0	0	
Practical Nurse Re-Entry	Wa	Nurs	1	9	0	0	0	0	0	0	0	0	0	0	0	0	0	0	0	0	0	0	0	0	0	0	0	0	
Practical Nursing	Wa	Ext	1	41	10	1	0	0	0	8	0	0	0	0	0	0	1	0	0	0	0	0	0	0	0	0	0	0	
Practical Nursing	Wa	Nurs	1	50	13	0	0	0	0	10	1	0	0	0	0	0	0	0	2	0	0	0	0	0	0	0	0	0	
Production Line Welding	Ke	Ext	SC	21	5	0	0	1	0	0	1	0	0	0	0	0	0	0	0	0	0	0	0	0	0	3	0	0	
Production Line Welding	Ke	Ext	1	1	0	0	0	0	0	0	0	0	0	0	0	0	0	0	0	0	0	0	0	0	0	0	0	0	
Production Line Welding	Pa	Ext	1	14	1	0	0	0	0	0	0	0	0	0	0	0	0	0	0	0	0	0	0	0	1	0	0	0	
Professional Cook: Pre-Employ	Ke	Ext	1	8	3	0	0	0	0	0	0	0	0	0	0	0	0	0	0	0	0	0	0	0	0	0	3	0	
Professional Cook: Pre-Employ	Wd	CommS	1	49	13	0	1	2	1	0	3	0	0	0	0	0	0	0	0	0	0	1	0	0	0	1	0	4	
Professional Cook: Pre-Employ	WdML	CommS	1	13	7	0	0	4	0	0	1	0	0	0	0	0	0	0	1	0	0	1	0	0	0	0	0	0	
Professional Cooking	Ke	CommS	1	23	6	3	0	0	0	3	0	0	0	0	0	0	0	0	0	0	0	0	0	0	0	0	0	0	
Professional Cooking	Pa	CommS	1	36	15	3	0	3	1	0	3	0	1	0	0	0	0	0	2	1	0	1	0	0	0	0	0	0	
Psychiatric Nursing Re-entry	Wa	Nurs	1	2	0	0	0	0	0	0	0	0	0	0	0	0	0	0	0	0	0	0	0	0	0	0	0	0	
Radiation Environ. Technician	Ke	Ext	1	12	0	0	0	0	0	0	0	0	0	0	0	0	0	0	0	0	0	0	0	0	0	0	0	0	
Recreation and Leisure	Ke	CommS	SC	1	0	0	0	0	0	0	0	0	0	0	0	0	0	0	0	0	0	0	0	0	0	0	0	0	
Recreation and Leisure	Ke	CommS	1	28	0	0	0	0	0	0	0	0	0	0	0	0	0	0	0	0	0	0	0	0	0	0	0	0	
Recreation and Leisure	Ke	CommS	2	30	0	0	0	0	0	0	0	0	0	0	0	0	0	0	0	0	0	0	0	0	0	0	0	0	
Refrigeration/Air Conditioning	Ke	IndTr	1	13	2	0	0	1	0	1	0	0	0	0	0	0	0	0	0	0	0	0	0	0	0	0	0	0	
Rehabilitation Worker	Ke	CommS	1	30	3	1	1	0	0	0	0	0	0	0	0	0	0	0	0	0	0	0	0	0	0	1	0	0	
Rehabilitation Worker	Ke	CommS	2	9	0	0	0	0	0	0	0	0	0	0	0	0	0	0	0	0	0	0	0	0	0	0	0	0	
Rehabilitation Worker	Ke	Ext	1	31	1	0	0	1	0	0	0	0	0	0	0	0	0	0	0	0	0	0	0	0	0	0	0	0	
Retail Meatcutting	Ke	CommS	1	27	4	0	0	1	1	0	0	0	0	0	0	0	1	0	1	0	0	0	0	0	0	0	0	0	
Short Order Cook	Wd	CommS	1	15	5	0	0	1	0	0	1	0	0	0	0	0	0	0	0	0	0	0	0	0	0	1	0	2	
Short Order Cook	Wd	Ext	1	4	1	0	0	0	0	0	0	0	0	0	0	0	0	0	0	0	0	0	0	0	0	0	1	0	
Short Order Cook	WdML	CommS	1	3	2	0	0	0	0	0	0	0	0	0	0	0	0	1	0	0	0	1	0	0	0	0	0	0	
Short Order Cooking	Pa	Ext	1	14	8	0	0	0	0	0	0	0	0	0	0	0	0	0	0	0	0	0	0	0	0	0	0	8	
Special Care Aide (On-the-Job)	Ke	ExtPT	1	97	45	0	0	0	0	0	0	0	0	0	0	0	0	0	0	0	0	0	0	0	0	0	0	45	
Special Care Aide On the Job	Ke	ExtPT	SC	5	0	0	0	0	0	0	0	0	0	0	0	0	0	0	0	0	0	0	0	0	0	0	0	0	
Special Care Aide On the Job	Ke	ExtPT	1	181	2	0	0	0	0	0	0	0	0	0	0	0	0	0	0	0	0	0	0	0	0	0	0	2	
Truck & Transport Mach. Repair	Wd	IndTr	1	12	2	0	0	0	0	0	2	0	0	0	0	0	0	0	0	0	0	0	0	0	0	0	0	0	
Underground Miner Core	Wd	Ext	1	18	0	0	0	0	0	0	0	0	0	0	0	0	0	0	0	0	0	0	0	0	0	0	0	0	
Veterinary Technology	Ke	HealthS	1	31	0	0	0	0	0	0	0	0	0	0	0	0	0	0	0	0	0	0	0	0	0	0	0	0	
Veterinary Technology	Ke	HealthS	2	17	0	0	0	0	0	0	0	0	0	0	0	0	0	0	0	0	0	0	0	0	0	0	0	0	
Warehouse Worker	Ke	Ext	SC	8	0	0	0	0	0	0	0	0	0	0	0	0	0	0	0	0	0	0	0	0	0	0	0	0	
Warehouse Worker	Ke	Ext	1	6	0	0	0	0	0	0	0	0	0	0	0	0	0	0	0	0	0	0	0	0	0	0	0	0	
Water and Wastewater	Pa	Tech	1	7	0	0	0	0	0	0	0	0	0	0	0	0	0	0	0	0	0	0	0	0	0	0	0	0	

Program	Campus	Division	Year	Enrolled	Leavers	Exited by Institute	Failed Requirements	Absenteeism	Program Unsuitable	Program Difficulty	Personal Reasons	Babysitting Reasons	Family Reasons	Transport Reasons	Moved	Legal Reasons	Financial Reasons	Sponsor Change/End	Health Reasons	Personal Illness	Family Illness	Employment	Training Related Employment	Seeking Employment	Deceased	Reason Not Given	No Response	Other Reasons	On Leave
Water Resources Engineering	Pa	Tech	1	15	1	1	0	0	0	0	0	0	0	0	0	0	0	0	0	0	0	0	0	0	0	0	0	0	0
Water Resources Engineering	Pa	Tech	2	11	3	2	0	0	0	0	1	0	0	0	0	0	0	0	0	0	0	0	0	0	0	0	0	0	0
Water Resources Engineering	Pa	Tech	3	12	1	0	0	0	0	0	1	0	0	0	0	0	0	0	0	0	0	0	0	0	0	0	0	0	0
Weaver	Wd	CommS	1	4	1	0	0	0	0	0	0	0	0	0	0	0	0	0	0	0	0	0	0	0	0	1	0	0	0
Welder:Pre-employment	Wd	IndTr	1	22	5	0	0	1	0	0	1	0	0	0	0	0	1	0	0	0	0	1	1	0	0	0	0	0	0
Welder:Pre-employment	WdML	IndTr	1	15	8	0	0	2	0	1	0	0	0	0	0	0	0	0	0	0	0	4	0	0	0	1	0	0	0
Welding	Ke	IndTr	1	44	3	0	0	0	0	0	0	0	0	0	0	0	0	0	2	0	0	0	0	0	0	0	0	1	0
Welding	Pa	Ext	1	59	3	1	0	1	0	0	0	0	0	0	0	0	0	0	0	0	0	0	0	0	0	1	0	0	0
Welding	Pa	IndTr	1	24	0	0	0	0	0	0	0	0	0	0	0	0	0	0	0	0	0	0	0	0	0	0	0	0	0
Welding	Wa	IndTr	1	57	12	0	0	0	0	1	2	0	0	0	0	0	0	0	1	0	0	1	4	0	0	0	0	3	0
Youth Care Worker	Ke	CommS	SC	2	0	0	0	0	0	0	0	0	0	0	0	0	0	0	0	0	0	0	0	0	0	0	0	0	0
Youth Care Worker	Ke	CommS	1	25	2	0	0	2	0	0	0	0	0	0	0	0	0	0	0	0	0	0	0	0	0	0	0	0	0
Youth Care Worker	Ke	CommS	2	15	1	0	0	0	0	0	0	0	0	0	0	0	0	0	0	0	0	0	0	0	0	0	0	1	0
Youth Care Worker	Ke	Ext	1	27	2	0	0	2	0	0	0	0	0	0	0	0	0	0	0	0	0	0	0	0	0	0	0	0	0



U.S. Department of Education
Office of Educational Research and Improvement (OERI)
National Library of Education (NLE)
Educational Resources Information Center (ERIC)



NOTICE

Reproduction Basis



This document is covered by a signed "Reproduction Release (Blanket)" form (on file within the ERIC system), encompassing all or classes of documents from its source organization and, therefore, does not require a "Specific Document" Release form.



This document is Federally-funded, or carries its own permission to reproduce, or is otherwise in the public domain and, therefore, may be reproduced by ERIC without a signed Reproduction Release form (either "Specific Document" or "Blanket").

EFF-089 (3/2000)