

DOCUMENT RESUME

ED 411 918

JC 970 529

TITLE Subbaccalaureate Persistence and Attainment. Indicator of the Month.

INSTITUTION National Center for Education Statistics (ED), Washington, DC.

REPORT NO NCES-98-001

PUB DATE 1997-10-00

NOTE 4p.; Extracted from "The Condition of Education, 1997," see ED 410 681.

PUB TYPE Numerical/Quantitative Data (110) -- Reports - Descriptive (141)

EDRS PRICE MF01/PC01 Plus Postage.

DESCRIPTORS Academic Achievement; \*Associate Degrees; Community Colleges; \*Educational Certificates; Enrollment Trends; Full Time Students; \*Outcomes of Education; Part Time Students; \*Two Year College Students; Two Year Colleges

ABSTRACT

About half of first-time beginning students report working toward either an associate's degree or a certificate. According to United States Department of Education statistics; 43% of 1989-90 beginning postsecondary students seeking an associate's degree had attained some degree of certificate five years after initial enrollment: 8% earned a bachelor's degree; slightly less than a quarter (23.7%) earned an associate's degree; and 11% earned a certificate. Furthermore, certificate seekers were more likely than associate degree seekers to attain a postsecondary credential (55% versus 43%, respectively); within five years of initial enrollment, 50% had earned a certificate, and 4% had earned an associate's degree. Regardless of initial degree objective, students who enrolled full time were more likely to attain either the degree they sought of a bachelor's degree than those who were enrolled part time. Finally, associate's degree seekers who delayed entry into postsecondary education by at least one year were much less likely to complete and associate's or bachelor's degree within five years than their counterparts who did not delay. (ECF)

\*\*\*\*\*  
 \* Reproductions supplied by EDRS are the best that can be made \*  
 \* from the original document. \*  
 \*\*\*\*\*

ED 411 918

# Subbaccalaureate Persistence and Attainment.

## Indicator of the Month

National Center for Education Statistics

U.S. DEPARTMENT OF EDUCATION  
Office of Educational Research and Improvement  
EDUCATIONAL RESOURCES INFORMATION  
CENTER (ERIC)

This document has been reproduced as  
received from the person or organization  
originating it.

Minor changes have been made to  
improve reproduction quality.

Points of view or opinions stated in this  
document do not necessarily represent  
official OERI position or policy.

JC 970 529

## Subbaccalaureate persistence and attainment

October 1997

About half of first-time beginning students report working toward either an associate's degree or a certificate. These subbaccalaureate programs can offer occupationally specific training for immediate transition into the labor market or serve as a stepping stone to bachelor's degree programs. To help ensure successful outcomes for the increasing number of students seeking these credentials, it is crucial to understand the particular enrollment patterns associated with their completion.

- **Forty-three percent of 1989–90 beginning postsecondary students seeking an associate's degree had attained some degree or certificate 5 years after initial enrollment: 8 percent earned a bachelor's degree; slightly less than a quarter (23.7 percent) earned an associate's degree; and 11 percent earned a certificate. Students who did not earn a degree were enrolled for an average of 19 months.**
- **Associate's degree seekers who delayed entry into postsecondary education by at least 1 year were much less likely to complete an associate's or bachelor's degree within 5 years than their counterparts who did not delay.**
- **Regardless of initial degree objective, students who enrolled full time were more likely to attain either the degree they sought or a bachelor's degree than those who were enrolled less than full time.**
- **Certificate seekers were more likely than associate's degree seekers to attain a postsecondary credential (55 versus 43 percent, respectively). Within 5 years of initial enrollment in postsecondary education, half (50 percent) had earned a certificate, and 4 percent had earned an**

associate's degree. Students who had not earned a credential were enrolled an average of 11 months.

**Percentage distribution of 1989–90 beginning postsecondary students seeking an associate's degree or certificate, by persistence and attainment as of spring 1994 and selected enrollment characteristics**

Enrollment characteristics	Completed a degree				Did not complete a degree					Average months enrolled
	Highest degree completed			Total any degree	Total no degree	Number of months enrolled <sup>1</sup>				
	Bachelor's	Associate's	Certificate			Less than 9 months	9–18 months	19–27 months	28 months or more	
Degree working toward in 1989–90 <sup>2</sup>										
Associate's degree	7.5	23.7	11.4	42.6	57.4	12.8	20.5	9.4	14.8	19.2
Certificate	0.5	4.3	49.7	54.5	45.5	22.7	15.7	4.4	2.8	10.5
Enrollment status, first term										
Full-time										
Associate's degree	12.0	30.0	9.7	51.6	48.4	9.4	17.6	9.9	11.5	19.0
Certificate	0.7	4.5	56.3	61.5	38.5	23.1	11.6	1.8	2.0	8.8
Less than full-time										
Associate's degree	2.1	15.5	13.1	30.7	69.3	16.5	23.7	9.2	20.0	20.0
Certificate	0.0	2.8	38.5	41.4	58.7	22.8	23.8	7.5	4.5	12.3
Delayed entry status <sup>3</sup>										
Did not delay										
Associate's degree	11.9	32.1	10.0	54.0	46.0	9.1	13.4	7.6	16.0	22.5
Certificate	0.9	8.2	49.8	58.9	41.1	15.4	15.8	5.8	4.1	13.2
Delayed entry by at least 1 year										
Associate's degree	1.4	12.2	12.9	26.5	73.5	18.7	26.5	13.2	15.2	17.0
Certificate	0.2	2.9	51.2	54.3	45.7	24.7	15.2	3.3	2.5	9.9

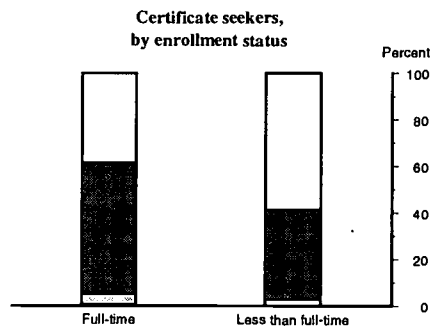
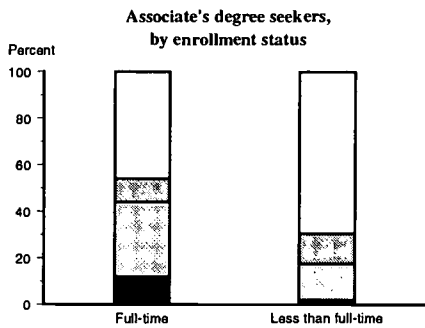
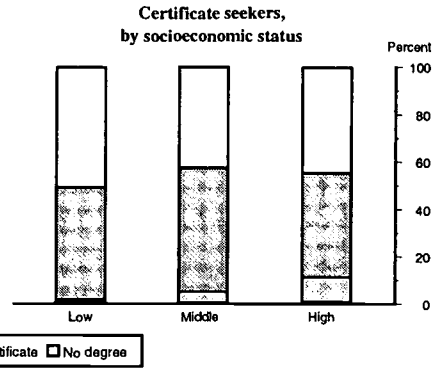
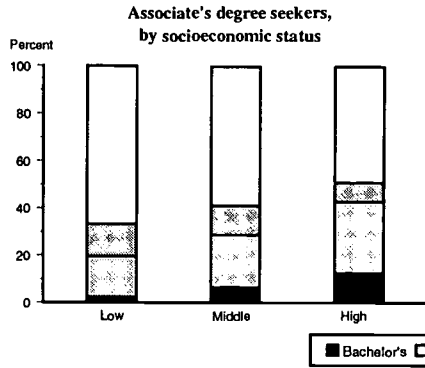

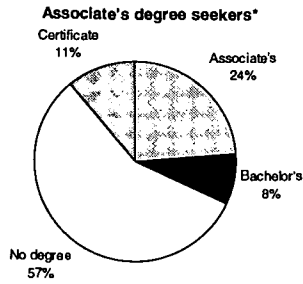
<sup>1</sup> Includes students who were still enrolled.

<sup>3</sup> Excludes students with no high school diploma.

<sup>2</sup> Limited to students seeking an associate's degree at 2-year institutions and students seeking a certificate at 2-year and less-than-2-year institutions.

SOURCE: U.S. Department of Education, National Center for Education Statistics, 1990 Beginning Postsecondary Students Longitudinal Study, Second Follow-up (BPS: 90/94).

# Percentage of 1989-90 postsecondary students seeking an associate's degree or certificate according to highest degree completed as of spring 1994



\* Limited to students seeking an associate's degree at 2-year institutions and students seeking a certificate at 2-year and less-than-2-year institutions.

SOURCE: U.S. Department of Education, National Center for Education Statistics, 1990 Beginning Postsecondary Students Longitudinal Study, Second Follow-up (BPS:90/94).

This indicator is one of 60 from *The Condition of Education 1997*. It is in the public domain and may be reproduced without permission. Suggested citation: U.S. Department of Education, National Center for Education Statistics, *The Condition of Education 1997*, NCES 97-388, by Thomas M. Smith, Beth Aronstamm Young, Yupin Bae, Susan P. Choy, and Nabeel Alsalam. Washington, D.C.: U.S. Government Printing Office. To obtain a copy of the full volume of *The Condition of Education*, contact the National Education Data Resource Center on (703) 845-3151 (E-mail: nedrc@inet.ed.gov). This title is also available on the Internet at <http://www.ed.gov/NCES/pubs/ce>.

United States  
Department of Education  
Washington, DC 20208-5650

Official Business  
Penalty for Private Use, \$300



Postage and Fees Paid  
U.S. Department of Education  
Permit No. G-17

**FIRST CLASS**

**BEST COPY AVAILABLE**



U.S. DEPARTMENT OF EDUCATION  
Office of Educational Research and Improvement (OERI)  
Educational Resources Information Center (ERIC)



JL 970 529

## NOTICE

### REPRODUCTION BASIS

This document is covered by a signed "Reproduction Release (Blanket)" form (on file within the ERIC system), encompassing all or classes of documents from its source organization and, therefore, does not require a "Specific Document" Release form.

This document is Federally-funded, or carries its own permission to reproduce, or is otherwise in the public domain and, therefore, may be reproduced by ERIC without a signed Reproduction Release form (either "Specific Document" or "Blanket").