

ED 405 061

JC 970 220

AUTHOR Duckwall, Julia M.
TITLE JCCC Transfer Students: Their Destinations and Achievements.
INSTITUTION Johnson County Community Coll., Overland Park, KS. Office of Institutional Research.
PUB DATE Feb 97
NOTE 32p.
PUB TYPE Reports - Research/Technical (143) -- Tests/Evaluation Instruments (160)

EDRS PRICE MF01/PC02 Plus Postage.
DESCRIPTORS Academic Achievement; College Role; *College Transfer Students; Community Colleges; Followup Studies; Grade Point Average; Graduate Surveys; *Outcomes of Education; *Student Attitudes; *Student Behavior; *Student Educational Objectives; Two Year Colleges
IDENTIFIERS Johnson County Community College KS

ABSTRACT

A study was undertaken at Johnson County Community College (JCCC), in Kansas, to determine the experiences of students who transferred from JCCC to four-year institutions between summer 1993 and spring 1995. A sample of transfer students was obtained from responses to postcards sent to former students and records obtained from regional institutions most often accepting JCCC students. Questionnaires were then mailed to 1,637 former students identified through these means as those who had completed at least 6 credit hours at JCCC. A total of 547 former students responded, for a response rate of 33%. Major findings included the following: (1) the University of Kansas and Kansas State University received 77% of JCCC transfers; (2) 83.2% of the respondents indicated that their primary educational objective at JCCC had been preparation for transfer; (3) respondents rated JCCC higher than their transfer institution with respect to quality of instruction, facilities and equipment, and convenience of class scheduling, but lower with respect to variety of courses, advisement and counseling, and job placement services; (4) 98% indicated that they had achieved their ultimate objective at JCCC; (5) 93.6% indicated that they would recommend JCCC to friends; and (6) most of the respondents had at least a "B" grade point average at JCCC prior to transferring, while 16.6% had earned mostly "A's" and 30.5% had earned "A's" and "B's." The survey instrument is appended. (HAA)

* Reproductions supplied by EDRS are the best that can be made *
* from the original document. *

JCCC Transfer Students: Their Destinations and Achievements



Office of Institutional Research
Johnson County Community College
February 1997

U.S. DEPARTMENT OF EDUCATION
Office of Educational Research and Improvement
EDUCATIONAL RESOURCES INFORMATION
CENTER (ERIC)

- ☒ This document has been reproduced as received from the person or organization originating it.
- ☐ Minor changes have been made to improve reproduction quality.

- Points of view or opinions stated in this document do not necessarily represent official OERI position or policy.



"PERMISSION TO REPRODUCE THIS
MATERIAL HAS BEEN GRANTED BY

J. Duckwall

TO THE EDUCATIONAL RESOURCES
INFORMATION CENTER (ERIC)."

11, 970 220

JCCC TRANSFER STUDENTS:
THEIR DESTINATIONS AND ACHIEVEMENTS
1993-1995

*Office of Institutional Research
Johnson County Community College
Overland Park, Kansas
66210-1299*

February 1997

TABLE OF CONTENTS

	<u>Page</u>
<i>INTRODUCTION.....</i>	<i>5</i>
<i>MAJOR FINDINGS</i>	<i>6</i>
<i>NUMBERS & DESTINATIONS OF JCCC'S TRANSFER STUDENTS</i>	<i>7</i>
<i>STUDENTS' PRIMARY OBJECTIVES & TRANSFER</i>	<i>8</i>
<i>FORMER JCCC STUDENTS' PERCEPTIONS.....</i>	<i>9</i>
<i>STUDENT CHARACTERISTICS THAT IMPROVED AT JCCC.....</i>	<i>11</i>
<i>TRANSFER STUDENTS' SATISFACTION WITH JCCC.....</i>	<i>10</i>
<i>CHARACTERISTICS OF TRANSFER STUDENTS</i>	<i>12</i>
<i>REFERENCES</i>	<i>13</i>

LIST OF FIGURES

<i>Figure 1:</i>	<i>Major Destinations of JCCC Transfer Students (Summer 1993-Spring 1995)</i>	<i>7</i>
<i>Figure 2:</i>	<i>Primary Objective Stated by 547 Transfer Students at Time of First JCCC Enrollment</i>	<i>8</i>
<i>Figure 3:</i>	<i>JCCC and 4-Year Colleges: Comparisons of JCCC Transfer Students</i>	<i>9</i>
<i>Figure 4:</i>	<i>Student Characteristics That Were Improved by Attendance at JCCC</i>	<i>10</i>
<i>Figure 5:</i>	<i>Satisfaction of Former Students With Their Experiences at JCCC.....</i>	<i>11</i>
<i>Figure 6:</i>	<i>Associate Degrees Earned by JCCC Transfer Students</i>	<i>12</i>

	<u>Page</u>
<i>APPENDICES</i>	
<i>Appendix A: Tabled Findings</i>	<i>15</i>
<i>Appendix B: Letter to Transfer Recipient Institution.....</i>	<i>23</i>
<i>Appendix C: Survey Cover Letter.....</i>	<i>24</i>
<i>Appendix D: Follow-up Survey Cover Letter.....</i>	<i>25</i>
<i>Appendix E: Transfer Follow-Up Survey Form</i>	<i>26</i>

JCCC's Transfer Mission

One of the most important components of Johnson County Community College's mission is that of preparing its students for transfer to 4-year colleges and universities. This report provides information on the degree to which the college is accomplishing that goal. The major findings of the study are summarized in the body of the report. Appendix A contains tables detailing the findings.

Methods

The methods used to gather information on JCCC's transfer students are described here and documented in Appendices B through E. The initial group of transfer students was identified by requesting names and addresses from two sources:

1. students responding to a postcard asking if they had transferred between summer 1993 and spring 1995, and
2. regional 4-year institutions to which most former JCCC students transfer (Appendix B).

The records of 2,505 former students were obtained from these requests. Former students were eliminated if they had not actually enrolled at a 4-year institution, if they transferred outside of the period of interest, or if they enrolled at JCCC as College Now students.

A transfer follow-up survey was sent to 1,637 former JCCC students in order to gather their perceptions of their experiences at JCCC and at the 4-year colleges they subsequently attended. In addition to the items in the survey, former students were invited to add any comments that they thought might be helpful to future JCCC students. Two mailings (an original and a follow-up) were conducted between April and May, 1996 (Appendices C and D). A total of 547 surveys were received resulting in a response rate of 33%.

This report summarizes information from 547 former students' responses to a survey of their backgrounds, experiences, and perceptions. The body of the report summarizes key findings. The appendices contain tabular data from the survey and students' records. The comments added to the survey by the students are published separately as a supplement to this report.

Requests for the supplement of verbatim comments, as well as questions and comments pertaining to this study, should be directed to:

Julia M. Duckwall, Ph.D.
Senior Research Analyst, Office of Institutional Research
Johnson County Community College
12345 College Boulevard
Overland Park, KS 66210-1299
(913) 469-8500, ext. 3444

MAJOR FINDINGS

The Destinations of JCCC Transfer Students

- * *The majority of JCCC students transferred to institutions in Kansas and Missouri, with the University of Kansas and Kansas State University receiving over three-fourths of them (77%).*

The Transfer Mission of JCCC

- * *Over eight out of ten of the former JCCC students who responded to the transfer follow-up survey indicated that their primary educational objective at JCCC had been preparation for transfer.*

Former Students' Perceptions of JCCC

- * *Based on responses of 547 former students to the transfer follow-up survey, many features of JCCC compared favorably with those in the 4-year schools they were attending, particularly the quality of instruction; transfer preparation; convenience of class scheduling; faculty helpfulness; and facilities and equipment.*
- * *Former students who responded to the survey items also indicated that they had grown in a variety of areas during their tenure at JCCC, including improved communication skills; broadened knowledge of arts and sciences; enhanced self-confidence and tolerance for people and ideas; improved values and goal clarification; and improved time-management skills.*

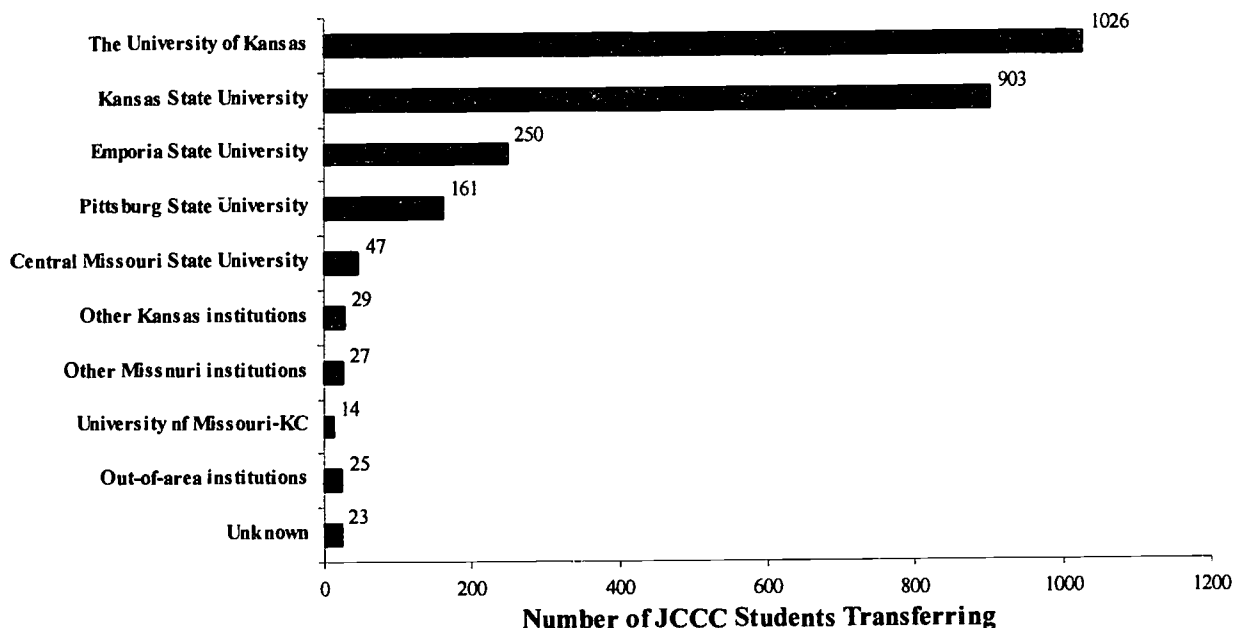
NUMBERS AND DESTINATIONS OF JCCC'S TRANSFER STUDENTS

How Many JCCC Students Transfer & Where Do They Go?

To estimate the numbers of JCCC students who transferred to 4-year schools, this study relied primarily on reports from a group of 4-year colleges in Kansas and Missouri where JCCC students have typically enrolled as well as surveys of students requesting transcripts. A total of 2,505 former JCCC students who left the college and enrolled in a 4-year college or university between summer 1993 and spring 1995 were identified. Figure 1 shows the institutions that enrolled the majority of JCCC's transfer students, as well as the numbers of students at each of these institutions.

Over three-quarters (77%) of this group of former JCCC students attended either Kansas State University or the University of Kansas. The remainder enrolled primarily in other Kansas, and to a lesser extent, Missouri, institutions. See Table 1 in Appendix A for details.

Figure 1
Major Destinations of JCCC Transfer Students



STUDENTS' PRIMARY OBJECTIVES AND TRANSFER

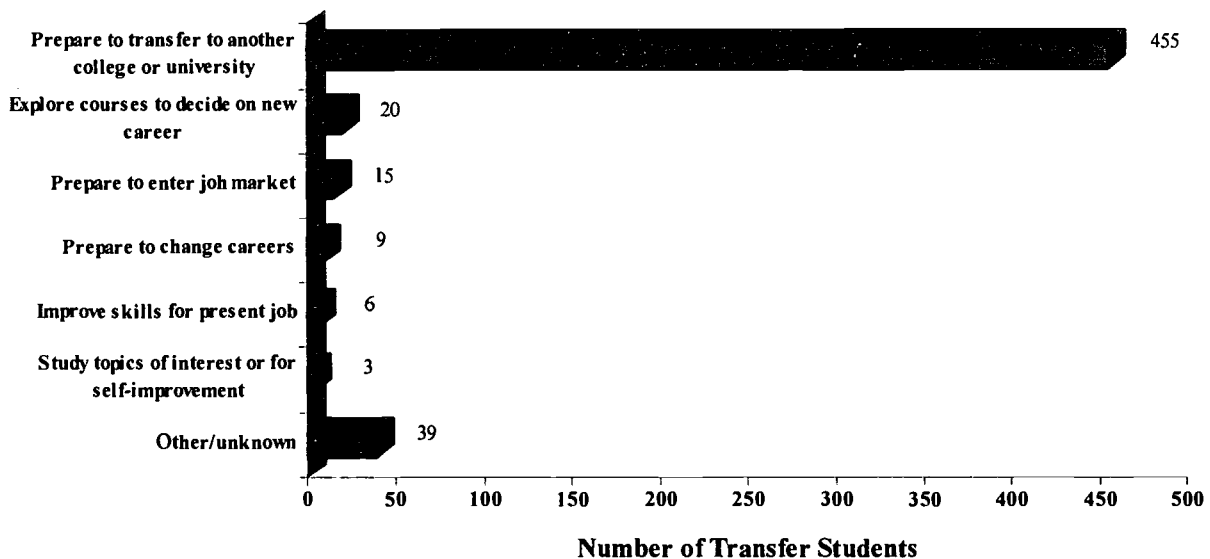
How Many Transfer Students Met Their Primary Objective?

The surveys included a question regarding the primary educational objectives of the students. Over eight out of ten respondents indicated that they had entered JCCC with the objective of transferring to a 4-year college and had succeeded in meeting their primary objective (Figure 2). See Table 2 in Appendix A for details.

It is also interesting that 59 (16%) of the transfer students who responded to the survey had entered the college with intentions other than transferring. Thus a substantial group of students who entered JCCC with other objectives also transferred to 4-year colleges. These "unexpected transfers" (Berman et al., 1990, p. 27) provide additional evidence that the college is succeeding in its transfer function.

Overall, 98% of the survey respondents indicated that they had achieved their ultimate objective at JCCC. In addition, 87% indicated that the college had helped them achieve it.

Figure 2
Primary Objective Stated by 547 Transfer Students
at Time of First JCCC Enrollment



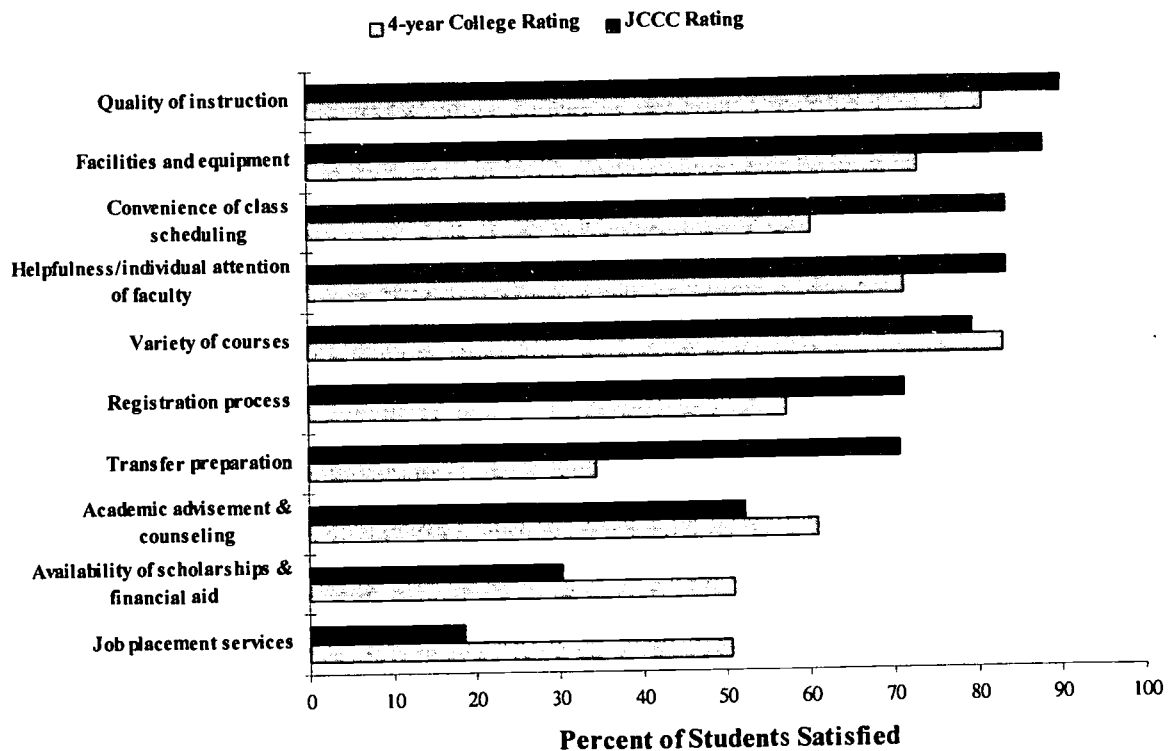
FORMER JCCC STUDENTS' PERCEPTIONS

How Does JCCC Compare with 4-Year Colleges?

Students who responded to the transfer follow-up survey were asked to rate their levels of satisfaction with selected characteristics of JCCC and the 4-year college they attended. As Figure 3 indicates, JCCC is rated more favorably than 4-year colleges on all but four characteristics. Former JCCC students expressed their highest levels of satisfaction with the quality of instruction and facilities and equipment at JCCC and the lowest with JCCC's job placement services.

Former students were therefore generally more satisfied with their experiences at JCCC than they were with those in the 4-year schools to which they had transferred. Only financial aid availability, variety of courses, academic advising, and job placement services at 4-year colleges were rated more highly than those at JCCC. See Table 3 in Appendix A for details.

Figure 3
Comparison of Satisfaction with JCCC and 4-Year Colleges



Note. Data were collected utilizing a 5-point scale ranging from "very dissatisfied" to "very satisfied." Thus, "Satisfied" includes "very satisfied" and "satisfied" responses combined. Percentages are based on the actual responses given to each item.

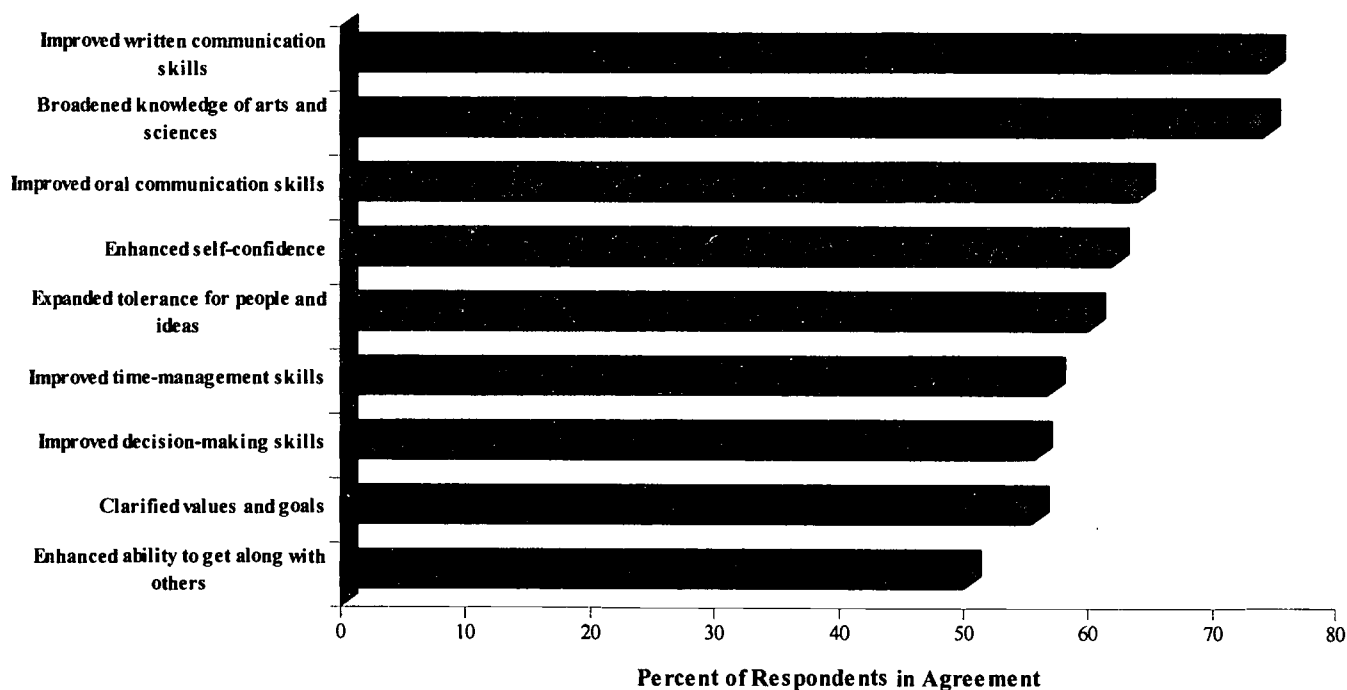
STUDENT CHARACTERISTICS THAT IMPROVED AT JCCC

Which Skills & Personal Qualities Improved While Students Were at JCCC?

A question commonly raised about college enrollment is whether the experiences help students develop or improve many facets of their lives. The students who responded to the transfer follow-up survey were asked to rate nine skill areas and personal characteristics with respect to whether they thought attendance at JCCC had helped them improve in those areas.

As Figure 4 shows, the majority of students responding to the survey thought JCCC had helped them improve in all nine areas surveyed. Nearly three-fourths of the former JCCC students indicated that the college had helped them improve their written communication skills and broaden their knowledge of arts and sciences. Nearly two-thirds indicated that the college had improved their oral communication skills enhanced their self-confidence. See Table 4 in Appendix A for details.

Figure 4
Student Characteristics Improved by Attendance at JCCC



Note. Data were collected utilizing a 5-point scale ranging from "strongly disagree" to "strongly agree." Thus, "Agreement" includes "strongly agree" and "agree" responses combined. Percentages are based on the actual responses given to each item.

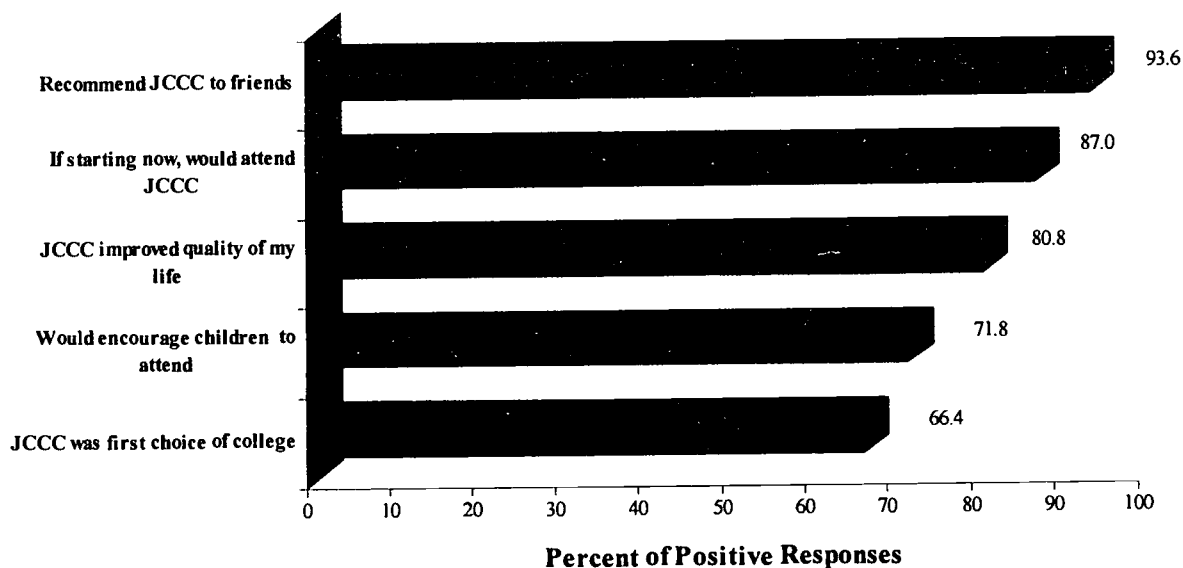
TRANSFER STUDENTS' SATISFACTION WITH JCCC

Were Former JCCC Students Satisfied with the College?

The transfer follow-up survey also asked several questions that together suggest something of the degree of former students' satisfaction with, and overall evaluation of, JCCC. Students' responses provide firsthand information not only on how they felt about the college, but on how useful they considered their experiences in preparing them for a 4-year school (see Figure 5).

For instance, more than nine out of ten former JCCC students noted that they would recommend the college to friends and acquaintances. Eight out of ten former JCCC students indicated that attending the college had improved the quality of their lives aside from any financial gains they may have had. Nearly three-fourths of the students responding would encourage their children to attend JCCC. Roughly two-thirds of the former students responding to the survey indicated JCCC was their first choice of a college at the time they enrolled. See Table 5 in Appendix A for details.

Figure 5
Satisfaction with Experiences at JCCC



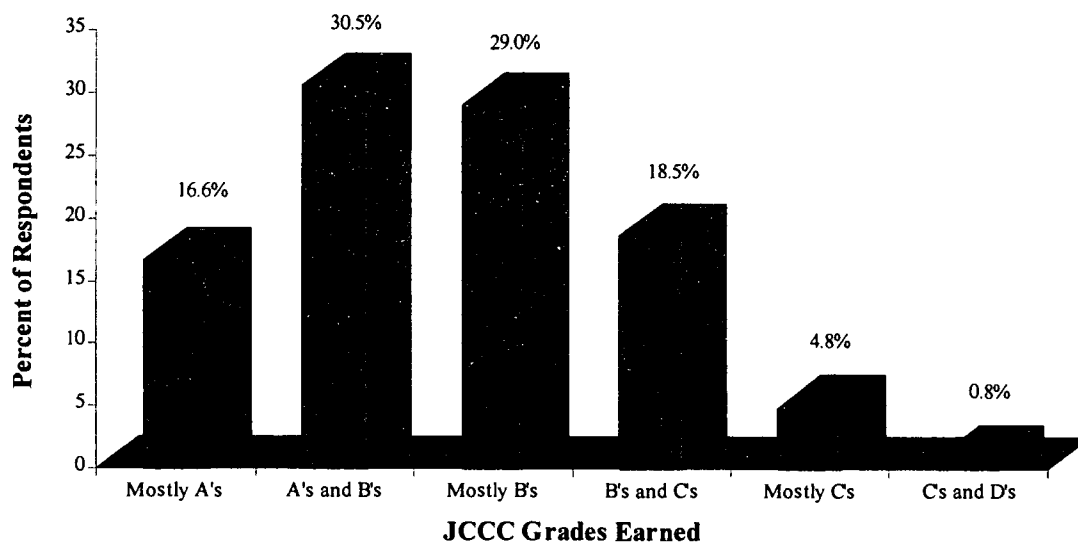
CHARACTERISTICS OF TRANSFER STUDENTS

How Academically Prepared Were the JCCC Transfer Students?

Most students had at least a B grade point average at JCCC prior to transferring and nearly half (47%) had mostly A's or A's and B's (Figure 6).

Research on transfer students suggests that those who earned degrees from their community college tended to be more successful in 4-year institutions (Adelman, 1988; Cohen, 1991). The respondents indicated that 76% of JCCC students transferred prior to earning an associate's degree. However, the average number of earned credit hours at JCCC was 54. See Table 7 in Appendix A for details.

Figure 6
Grades Earned at JCCC



REFERENCES

- Adelman, C. (1988). Transfer rates and the going mythologies: A look at community college patterns. *Change*, 20(1), 38-41.
- Berman, P., Curry, J., Nelson, B., Santhanam, S., & Weiler, D. (February, 1993). *Enhancing Transfer Effectiveness at Johnson County Community College: Phase III Report*. Berkeley, CA: BW Associates.
- Berman, P., Curry, J., Nelson, B., & Weiler, D. (1990). *Enhancing Transfer Effectiveness. A Model for the 1990s. A Study for the National Effective Transfer Consortium*. Washington, DC: American Association of Community and Junior Colleges.
- Clagett, C. A. & Huntington, R. B. (1992). Assessing the transfer function: Data exchanges and transfer rates. *Community College Review*, 19(4), 21-25.
- Clearinghouse for Junior Colleges. (Winter, 1993). *Information Bulletin*. Los Angeles: University of California.
- Cohen, A. M. (1991). *Building indicators of community college outcomes*. Unpublished manuscript.

APPENDIX A

Tabled Findings

	<i><u>Page</u></i>
<i>Table 1 Enrollment of JCCC Students in Transfer Institutions.....</i>	<i>15</i>
<i>Table 2 JCCC Educational Objectives of Survey Respondents.....</i>	<i>16</i>
<i>Table 3 Satisfaction with Various Aspects of College</i>	<i>17</i>
<i>Table 4 Perceptions of JCCC Experiences</i>	<i>18</i>
<i>Table 5 Satisfaction with JCCC</i>	<i>19</i>
<i>Table 6 Demographic Profile of Survey Respondents.....</i>	<i>20</i>
<i>Table 7 Educational Profile of Survey Respondents</i>	<i>21</i>
<i>Table 8 Economic Profile of Survey Respondents</i>	<i>22</i>

Table 1

ENROLLMENT OF JCCC STUDENTS IN TRANSFER INSTITUTIONS

	Number of Transfers	Percent
Transfer Institution		
The University of Kansas	1,026	41.0%
Kansas State University	903	36.0
Emporia State University	250	10.0
Pittsburg State University	161	6.4
Other Kansas institutions	29	1.2
Central Missouri State University	47	1.9
University of Missouri-Kansas City	14	0.6
Other Missouri institutions	27	1.1
Out-of-area institutions	25	1.0
Unknown	23	0.9
Year First Entered Transfer Institution		
1993	1,374	54.9%
1994	809	32.3
1995	70	2.8
Other/unknown	252	10.1
Current Educational Objective		
Prepare to enter the job market	333	60.9%
Transfer to another college or university	62	11.3
Improve skills for present job	19	3.5
Prepare to change careers	18	3.3
Study topics of interest for self-improvement	14	2.6
Explore courses to decide on a new career	2	0.4
Other/unknown	99	15.9

Table 2

JCCC EDUCATIONAL OBJECTIVES OF SURVEY RESPONDENTS

	Number of Respondents	Percent
Original Primary Educational Objective at JCCC		
Prepare to transfer to another college or university	455	83.2%
Explore courses to decide on new career	20	3.7
Prepare to change careers	9	1.6
Prepare to enter the job market	15	2.7
Improve skills for your present job	6	1.1
Study topics of interest or for self-improvement	3	0.5
Other/Unknown/Missing	39	7.1
Changed Educational Objective at JCCC		
No	506	92.5%
Yes	31	5.7
Unknown	10	1.8
New Educational Objective		
Prepare to transfer to another college or university	13	2.4
Prepare to change careers	5	0.9
Explore courses to decide on new career	3	0.5
Study topics of interest or for self-improvement	2	0.4
Other/Unknown/Missing	8	1.5
Achieved Ultimate Objective at JCCC		
Yes, completely	397	72.6%
Yes, partially	140	25.6
No	6	1.1
Unknown	4	0.7
JCCC Helped Achieve Objective		
Yes	475	86.8%
Unsure	48	8.8
No	13	2.4
Unknown	11	2.0

Table 3
SATISFACTION WITH VARIOUS ASPECTS OF COLLEGE

	At JCCC			At 4-Year College				
	Number of Responses	Satisfied	Neutral	Dissatisfied	Number of Responses	Satisfied	Neutral	Dissatisfied
Quality of instruction	529	90.2%	7.2%	2.6%	531	80.8%	11.3%	7.9%
Facilities and equipment	518	88.0	10.8	1.2	527	73.2	12.7	14.0
Convenience of class scheduling	526	83.6	11.6	4.7	531	60.4	17.3	22.3
Helpfulness/individual attention of faculty	521	83.5	11.9	4.6	528	71.4	13.1	15.5
Variety of Courses	523	79.5	14.7	5.8	529	83.2	9.3	7.5
Registration process	530	71.4	11.7	17.0	534	57.3	15.0	27.8
Transfer preparation	525	70.8	17.7	11.4	377	34.5	59.7	5.8
Academic advisement and counseling	505	52.3	32.1	15.7	525	60.9	15.6	23.4
Availability of scholarships and financial aid	437	30.4	58.1	11.4	478	50.9	32.0	17.1
Job placement services	404	18.5	78.5	2.9	441	50.4	41.5	8.2

Note. Data were collected utilizing a 5-point scale ranging from "very dissatisfied" to "very satisfied." Thus, the "satisfied" column includes "very satisfied" and "somewhat satisfied" responses combined and the "dissatisfied" column includes "somewhat dissatisfied" and "very dissatisfied" responses combined.

Table 4
PERCEPTIONS OF JCCC EXPERIENCES

	Number of Responses	Agree	Neutral	Disagree
Improved written communication skills	512	74.4%	19.7%	5.9%
Broadened knowledge of arts and sciences	503	74.1	20.9	5.0
Improved oral communication skills	500	64.0	27.6	8.4
Enhanced self-confidence	498	61.9	30.5	7.8
Expanded tolerance for people and ideas	492	60.0	32.5	7.5
Improved time-management skills	503	56.7	34.4	9.0
Improved decision-making skills	499	55.7	38.7	5.6
Clarified values and goals	496	55.4	35.1	9.5
Enhanced my ability to get along with others	492	50.0	42.1	7.9

Note. Data were collected utilizing a 5-point scale ranging from "strongly disagree" to "strongly agree." Thus, the "agree" column includes "strongly agree" and "agree" responses combined and the "disagree" column includes "disagree" and "strongly disagree" responses combined. Percentages are based on the actual responses given to each item.

Table 5
SATISFACTION WITH JCCC

	Number of Respondents	Percent
First Choice At Time Enrolled		
Yes	363	66.4%
Unsure	61	11.2
No	120	21.9
Unknown/Missing	3	0.5
Improved Quality of Life		
Definitely yes	176	32.2%
Probably yes	266	48.6
Uncertain	63	11.5
Probably no	30	5.5
Definitely no	8	1.5
Unknown/Missing	4	0.7
Would Still Attend JCCC		
Definitely yes	325	59.4%
Probably yes	151	27.6
Uncertain	29	5.3
Probably no	22	4.0
Definitely no	19	3.5
Unknown/Missing	1	0.2
Would Recommend JCCC To Your Friends		
Definitely yes	365	66.7%
Probably yes	147	26.9
Uncertain	21	3.8
Probably no	5	0.9
Definitely no	7	1.3
Unknown/Missing	2	0.4
Would Encourage Children To Attend JCCC		
Yes	393	71.8%
Unsure	123	22.5
No	26	4.8
Unknown/Missing	5	0.9

Table 6
DEMOGRAPHIC PROFILE OF SURVEY RESPONDENTS

	Number of Respondents	Percent
Sex		
Male	175	32.1%
Female	370	67.9
Age		
19 to 25 years	406	74.2%
26 to 30 years	44	8.0
31 to 35 years	29	5.3
36 to 40 years	31	5.7
41 to 50 years	26	4.8
Over 50 years	5	0.9
Unknown	6	1.1
Mean = 25.2 years; Median = 22 years		
Race/Ethnicity		
White/other	504	92.1%
Hispanic	12	2.2
Asian/Pacific Islander	10	1.8
American Indian or Alaskan	8	1.5
African American Black	6	1.1
Unknown	7	1.3
Marital Status		
Single/never married	399	72.9%
Married	100	18.3
Previously married	43	7.9
Unknown	5	0.9

Table 7

EDUCATIONAL PROFILE OF SURVEY RESPONDENTS

	Number of Respondents	Percent
Program Major		
General transfer studies	260	47.5%
Business/Technology/Computer	91	16.6
Science/Health Care/Mathematics	77	14.1
Arts/Humanities/Social Sciences	43	7.9
Communications	21	3.8
Physical Education	2	0.4
Other/unknown	53	9.7
JCCC GPA		
Mostly A's	87	16.6%
A's and B's	160	30.5
Mostly B's	152	29.0
B's and C's	97	18.5
Mostly C's	25	4.8
C's and D's	4	0.8
Credit Hours Earned at JCCC		
12 hours or less	52	9.9%
13-24 hours	55	10.5
25-50 hours	129	24.6
51-70 hours	138	26.3
71-90 hours	94	17.9
91 hours and above	57	10.9
Mean = 54.4 hours; Median = 57 hours		
Earned Associate's Degree		
Yes	133	24.3%
No	413	75.5
Unknown	1	0.2

Table 8
ECONOMIC PROFILE OF SURVEY RESPONDENTS

	Number of Respondents	Percent
Employment Status		
Employed part-time (under 30 hours/week)	234	42.8%
Employed full-time (30+ hours/week)	154	28.2
Out of the labor force	121	22.1
Unemployed, actively looking for work	29	5.3
Full-time military	2	0.4
Unknown	7	1.3
Family Income		
Under \$20,000	110	20.1%
\$20,000 to \$40,000	94	17.2
\$40,001 to \$60,000	96	17.6
\$60,001 to \$80,000	95	17.4
\$80,001 to \$100,000	54	9.9
Over \$100,000	49	9.0
Unknown	49	9.0
Primary Source of Income		
Parents/guardians	200	36.6%
Employment off campus	170	31.1
Student loans	102	18.6
Grant/scholarship	39	7.1
Employment on campus	31	5.7
Other/unknown	5	0.9
All Sources of Income¹		
Employment off campus	288	52.7%
Parents/guardians	286	52.3
Student loans	192	35.1
Grant/scholarship	146	26.7
Employment on campus	91	16.6
Other/unknown	108	19.7

¹**NOTE:** Multiple response item; numbers and percentages are not additive.

LETTER TO TRANSFER RECIPIENT INSTITUTION

June 8, 1995

Firstname Lastname

Position

Institution

Address

City, State Zip

Dear Firstname:

As part of Johnson County Community College's efforts to collect information required for the Student-Right-to-Know legislation, we would like to identify those students who have transferred directly from JCCC to the [transfer institution] during the 1993-94 academic year in order to mail a Transfer Follow-Up Survey (please see attached).

Please accept this letter as a request for the following information for students who were first enrolled at [transfer institution] in either Summer 1993, Fall 1993, or Spring 1994:

names of students,

addresses, and

term of first enrollment at [transfer institution].

We would appreciate the file to be in ASCII and available on diskette.

Since transfer information is important to provide to our students, we hope to submit this request on a yearly basis, probably in the late fall or early winter, for the previous academic year's transfer students.

Thank you for your consideration and assistance.

Sincerely,

Julia M. Duckwall
Senior Research Analyst

Enclosure

xc: Jeff Seybert

APPENDIX C

SURVEY COVER LETTER

April 3, 1996

Dear Former JCCC Student:

As part of Johnson County Community College's continuing commitment to improve its programs and services, we are surveying former students who have transferred to four-year colleges and universities. We are particularly interested in your academic progress and how well you felt JCCC prepared you for your subsequent academic endeavors. Your experiences at both a four-year college or university and at JCCC give you valuable insights which can help us evaluate our educational programs.

We very much appreciate your taking a few minutes during this busy time of year to complete the enclosed survey. Please return the completed survey using the enclosed postage-paid reply envelope by April 30, 1996. Your responses are important and your insights will be used by the college to help us in meeting the needs of future JCCC students. Naturally all responses will be kept strictly confidential and reported as group data only.

Thank you for your time and your contribution to this important project. Good luck and best wishes in your future endeavors.

Sincerely,

Jeffrey A. Seybert, Ph.D.
Director, Research, Evaluation,
and Instructional Development

Enclosure

FOLLOW-UP SURVEY COVER LETTER

May 6, 1996

Dear Former JCCC Student:

Several weeks ago, you received a survey directed at Johnson County Community College's former students who have transferred to four-year colleges and universities. If you have already returned this survey, thank you for sharing your experiences.

If you have not yet returned this survey, we are still interested in your insights which can help us evaluate our educational programs. For your convenience, another copy of the survey is enclosed. If you only took JCCC classes through College Now, please indicate that on the survey.

Please return the completed survey using the enclosed postage-paid reply envelope by May 31, 1996. Your responses are important and your insights will be used by the college to help us in meeting the needs of future JCCC students. Naturally all responses will be kept strictly confidential and reported as group data only.

Thank you for your time and your contribution to this important project. Good luck and best wishes in your future endeavors.

Sincerely,

Jeffrey A. Seybert, Ph.D.
Director, Research, Evaluation,
and Instructional Development

Enclosure

TRANSFER FOLLOW-UP SURVEY

Johnson County Community College
Transfer Follow-Up Study

Dear Former JCCC Student:

As someone with experiences at both JCCC and a four-year college, you can provide us with unique information on your reactions to both settings. We ask that you take a few minutes to complete this survey. The perceptions of students like you are among our best sources of information. Please return the completed survey as soon as possible, using the enclosed envelope.

1. What was your major or main area of study at JCCC? _____
2. Did you earn a degree at JCCC? ☐ Yes ☐ No
3. What four-year college do you attend? _____
4. When did you first enter the four-year college? (Please give your first semester and year) _____
5. Was JCCC your "first choice" educational institution at the time of your initial enrollment?
☐ Yes ☐ Unsure ☐ No

Please circle the response that most closely corresponds to the way you feel about each item.

- | | Definitely
No | Probably
No | Uncertain | Probably
Yes | Definitely
Yes |
|--|------------------|----------------|-----------|-----------------|-------------------|
| 6. Regardless of the financial benefits, do you feel your JCCC experiences have improved the quality of your life? | 1 | 2 | 3 | 4 | 5 |
| 7. If you could go back, knowing what you know now, would you still attend JCCC? | 1 | 2 | 3 | 4 | 5 |
| 8. Would you recommend attending JCCC to your friends and acquaintances? | 1 | 2 | 3 | 4 | 5 |
| 9. Would you encourage your children to attend JCCC?
<input type="checkbox"/> No <input type="checkbox"/> Unsure <input type="checkbox"/> Yes | | | | | |
| 10. For you, what was the primary advantage of attending JCCC prior to transferring to a four-year college/university? | | | | | |

11. What was your primary educational objective when first enrolling at JCCC (Check only one).

- ☐ Prepare to transfer to another college/university
- ☐ Prepare to enter the job market
- ☐ Improve skills for your present job
- ☐ Explore courses to decide on a new career
- ☐ Remedy or review basic skills
- ☐ Study topics of interest or for self-improvement
- ☐ Prepare to change careers
- ☐ Other (please specify):

12. Did you change this objective while attending JCCC?

☐ Yes, changed to:

☐ No

13. Did you achieve your primary objective while at JCCC?

☐ Yes, completely

☐ Yes, partially

☐ No (If no, briefly explain, then skip to Item 15):

14. Did JCCC help you achieve your objective?

☐ Yes

☐ Unsure

☐ No (If no, briefly explain):

15. Which of the following best describes your current primary educational objective? (Check only one.)

- ☐ Prepare to transfer to another college/university
- ☐ Prepare to enter the job market
- ☐ Improve skills for your present job
- ☐ Explore courses to decide on a new career
- ☐ Remedy or review basic skills
- ☐ Study topics of interest or for self-improvement
- ☐ Prepare to change careers
- ☐ Other (please specify):

16. If you could name one faculty or staff member who had the greatest impact on you at JCCC, who would it be?

Why did you select this person?

17. Based on your own personal experiences, please indicate your level of satisfaction with each of the following aspects of JCCC by circling the number which best reflects your opinion. Also indicate your level of satisfaction with each of these aspects of the four-year school you attend. Skip those items which are not applicable to you.

	Very Dissatisfied	Somewhat Dissatisfied	Neutral	Somewhat Satisfied	Very Satisfied		Very Dissatisfied	Somewhat Dissatisfied	Neutral	Somewhat Satisfied	Very Satisfied
	At JCCC						At Four-Year School				
A. Academic advisement/counseling services	1	2	3	4	5		1	2	3	4	5
B. Availability of scholarships and financial aid	1	2	3	4	5		1	2	3	4	5
C. Registration process	1	2	3	4	5		1	2	3	4	5
D. Convenience of class scheduling	1	2	3	4	5		1	2	3	4	5
E. Variety of courses	1	2	3	4	5		1	2	3	4	5
F. Helpfulness/individual attention of faculty	1	2	3	4	5		1	2	3	4	5
G. Quality of instruction	1	2	3	4	5		1	2	3	4	5
H. Transfer preparation	1	2	3	4	5		1	2	3	4	5
I. Job placement services	1	2	3	4	5		1	2	3	4	5
J. Facilities and equipment	1	2	3	4	5		1	2	3	4	5


18. Please rate the following possible outcomes of college attendance with regard to how much you disagree or agree that your experiences at JCCC helped you achieve each of them. Skip those which are not applicable to you.

	Strongly Disagree	Disagree	Neutral	Agree	Strongly Agree
My experiences at JCCC helped me:					
A. Broaden my knowledge of the arts and sciences	1	2	3	4	5
B. Improve my ability to communicate orally	1	2	3	4	5
C. Improve my ability to communicate in writing	1	2	3	4	5
D. Improve my ability to make good decisions	1	2	3	4	5
E. Improve my ability to make constructive use of time	1	2	3	4	5
F. Enhance my ability to get along with others	1	2	3	4	5
G. Expand my tolerance for people and ideas	1	2	3	4	5
H. Clarify the values and goals of my life	1	2	3	4	5
I. Enhance my self-confidence	1	2	3	4	5

A FEW QUESTIONS ABOUT YOU--


19. What sex are you ? ☐ Female ☐ Male
20. How old are you? _____ years old
21. How do you identify yourself?
- | | |
|--|--|
| <input type="checkbox"/> American Indian/Alaskan | <input type="checkbox"/> African American, Black |
| <input type="checkbox"/> Hispanic | <input type="checkbox"/> White/Other |
| <input type="checkbox"/> Asian/Pacific Islander | |
22. What is your marital status?
- | | |
|--|----------------------------------|
| <input type="checkbox"/> Single/never married | <input type="checkbox"/> Married |
| <input type="checkbox"/> Previously married (separated, divorced, widowed) | |
23. Which of the following best describes your current employment situation?
- | | |
|---|--|
| <input type="checkbox"/> Full-time military | <input type="checkbox"/> Unemployed, actively looking for work |
| <input type="checkbox"/> Employed full-time (30+ hours/week) | <input type="checkbox"/> Not in labor force (unemployed, not looking for work) |
| <input type="checkbox"/> Employed part-time (under 30 hours/week) | |
24. Which of the following best describes your source(s) of income? (Check all that apply to you.)
- | | |
|--|--|
| <input type="checkbox"/> Employed on campus | <input type="checkbox"/> Grant/scholarship |
| <input type="checkbox"/> Employed off campus | <input type="checkbox"/> Parents/guardian |
| <input type="checkbox"/> Student loan(s) | <input type="checkbox"/> Other (please specify): |
23. Which of the following best describes your *primary* source(s) of income?
- | | |
|--|--|
| <input type="checkbox"/> Employed on campus | <input type="checkbox"/> Grant/scholarship |
| <input type="checkbox"/> Employed off campus | <input type="checkbox"/> Parents/guardian |
| <input type="checkbox"/> Student loan(s) | <input type="checkbox"/> Other (please specify): |
24. Which of the following best describes your annual family income?
- | | |
|---|--|
| <input type="checkbox"/> Under \$20,000 | <input type="checkbox"/> \$60,001 to \$80,000 |
| <input type="checkbox"/> \$20,001 to \$40,000 | <input type="checkbox"/> \$80,001 to \$100,000 |
| <input type="checkbox"/> \$40,001 to \$60,000 | <input type="checkbox"/> Over \$100,000 |
25. Any other comments or suggestions about JCCC, your four-year college, or your area of study which would help us in meeting the needs of future JCCC students would be appreciated.

Please return the completed survey to the JCCC Office of Institutional Research using the enclosed envelope. Thank you for your help—and good luck with your future college work!



Johnson County Community College
Office of Institutional Research
12345 College Blvd.
Overland Park, KS 66210-1299

BEST COPY AVAILABLE



U.S. DEPARTMENT OF EDUCATION
Office of Educational Research and Improvement (OERI)
Educational Resources Information Center (ERIC)



JL 970 220

REPRODUCTION RELEASE

(Specific Document)

I. DOCUMENT IDENTIFICATION:

Title: JCCC Transfer Students: Their Destinations and Achievements	
Author(s): Julia M. Duckwall, Ph.D.	
Corporate Source: Johnson County Community College	Publication Date: February 1997

II. REPRODUCTION RELEASE:

In order to disseminate as widely as possible timely and significant materials of interest to the educational community, documents announced in the monthly abstract journal of the ERIC system, *Resources in Education* (RIE), are usually made available to users in microfiche, reproduced paper copy, and electronic/optical media, and sold through the ERIC Document Reproduction Service (EDRS) or other ERIC vendors. Credit is given to the source of each document, and, if reproduction release is granted, one of the following notices is affixed to the document.

If permission is granted to reproduce the identified document, please CHECK ONE of the following options and sign the release below.



Sample sticker to be affixed to document

Sample sticker to be affixed to document



Check here

Permitting
microfiche
(4"x 6" film),
paper copy,
electronic,
and optical media
reproduction

"PERMISSION TO REPRODUCE THIS
MATERIAL HAS BEEN GRANTED BY

Sample

TO THE EDUCATIONAL RESOURCES
INFORMATION CENTER (ERIC)."

Level 1

"PERMISSION TO REPRODUCE THIS
MATERIAL IN OTHER THAN PAPER
COPY HAS BEEN GRANTED BY

Sample

TO THE EDUCATIONAL RESOURCES
INFORMATION CENTER (ERIC)."

Level 2

or here

Permitting
reproduction
in other than
paper copy.

Sign Here, Please

Documents will be processed as indicated provided reproduction quality permits. If permission to reproduce is granted, but neither box is checked, documents will be processed at Level 1.

"I hereby grant to the Educational Resources Information Center (ERIC) nonexclusive permission to reproduce this document as indicated above. Reproduction from the ERIC microfiche or electronic/optical media by persons other than ERIC employees and its system contractors requires permission from the copyright holder. Exception is made for non-profit reproduction by libraries and other service agencies to satisfy information needs of educators in response to discrete inquiries."

Signature:
Julia M. Duckwall

Position:
Senior Research Analyst

Printed Name:
Julia M. Duckwall

Organization:
Johnson County Community College

Address:
12345 College Blvd.
Overland Park, KS 66210

Telephone Number:
(913) 469-800 ext. 3444

Date:
March 19, 1997

III. DOCUMENT AVAILABILITY INFORMATION (FROM NON-ERIC SOURCE):

If permission to reproduce is not granted to ERIC, or, if you wish ERIC to cite the availability of this document from another source, please provide the following information regarding the availability of the document. (ERIC will not announce a document unless it is publicly available, and a dependable source can be specified. Contributors should also be aware that ERIC selection criteria are significantly more stringent for documents which cannot be made available through EDRS).

Publisher/Distributor:	
Address:	
Price Per Copy:	Quantity Price:

IV. REFERRAL OF ERIC TO COPYRIGHT/REPRODUCTION RIGHTS HOLDER:

If the right to grant reproduction release is held by someone other than the addressee, please provide the appropriate name and address:

Name and address of current copyright/reproduction rights holder:
Name:
Address:

V. WHERE TO SEND THIS FORM:

Send this form to the following ERIC Clearinghouse: ERIC[®] Clearinghouse for Community Colleges 3051 Moore Hall University of California Los Angeles, CA 90024-1564

If you are making an unsolicited contribution to ERIC, you may return this form (and the document being contributed) to:

**ERIC Facility
1301 Piccard Drive, Suite 300
Rockville, Maryland 20850-4305
Telephone: (301) 258-5500**