

DOCUMENT RESUME

ED 391 444

HE 028 895

TITLE Oregon Financial Aid Almanac 1992-93.  
 INSTITUTION Oregon State Scholarship Commission, Eugene.  
 PUB DATE Aug 94  
 NOTE 47p.; For related documents, see HE 028 893-894.  
 PUB TYPE Reports - Descriptive (141) -- Statistical Data (110)

EDRS PRICE MF01/PC02 Plus Postage.  
 DESCRIPTORS Educational Finance; Enrollment; \*Expenditures;  
 Federal Programs; Grants; Higher Education; No Need  
 Scholarships; Scholarships; State Aid; State Federal  
 Aid; State Programs; Student Employment; \*Student  
 Financial Aid; Student Financial Aid Officers;  
 \*Student Loan Programs; Veterans Education; Work  
 Study Programs

IDENTIFIERS Bureau of Indian Affairs; Direct Lending; Family  
 Education Loan Program; Health Education Assistance  
 Loan Program; Health Professions Capitation Grant;  
 Health Professions Student Loan Program; \*Oregon;  
 Parent Loans for Undergraduate Students Program; Paul  
 Douglas Teacher Scholarship Program; Pell Grant  
 Program; Perkins Loan Program; Robert C Byrd Honors  
 Scholarship Program; Stafford Student Loan Program

ABSTRACT

This almanac contains 20 tables on Oregon higher education financial aid developed with data that the Oregon State Scholarship Commission collected when it surveyed 71 institutions in the state in October, 1993. Other sources of information include files of the Oregon Federal Family Education Loan program, Federal Department of Education summaries of Pell Grant disbursements, reports completed by institutions, and telephone conversations with college financial aid office personnel. The bulk of the document consists of the tables displaying data. Two opening summary tables provide data on programs, amounts, and types of assistance; and sources of assistance and basis of awards. Two graphs show reported disbursements by segment and type of program and state-wide disbursements by type of program. The following tables show program disbursements by institution and segment for major sources of aid (need-based programs, no-need programs, military programs, state need-based programs), major self-help programs (federal and state loans, students employment, and long-term institutional loans), and other sources of aid (miscellaneous aid, grants, programs, and programs external to institutions). Other information is on staffing of financial aid offices, proportions of undergraduates assisted, total enrollment/proportion aided, total aid awarded, and aid dollars per student. A glossary is included. (JB)

\*\*\*\*\*  
 \* Reproductions supplied by EDRS are the best that can be made \*  
 \* from the original document. \*  
 \*\*\*\*\*

HE

ED 391 444

# OREGON FINANCIAL AID ALMANAC 1992-93

Compiled by the Staff of  
The Oregon State Scholarship Commission  
1500 Valley River Drive, Suite 100  
Eugene, OR 97401  
(503) 687-7400

AE 028 895

"PERMISSION TO REPRODUCE THIS  
MATERIAL HAS BEEN GRANTED BY  
OREGON STATE

SCHOLARSHIP COMMISSION

TO THE EDUCATIONAL RESOURCES  
INFORMATION CENTER (ERIC)."

August, 1994

DEPARTMENT OF EDUCATION  
of Educational Research and Improvement  
EDUCATIONAL RESOURCES INFORMATION  
CENTER (ERIC)  
 This document has been reproduced as  
received from the person or organization  
originating it  
 Minor changes have been made to  
improve reproduction quality  
• Points of view or opinions stated in this  
document do not necessarily represent  
official OERI position or policy



**OREGON STATE SCHOLARSHIP COMMISSION  
1500 VALLEY RIVER DRIVE, SUITE 100  
EUGENE, OR 97401**

**OFFICE: (503) 687-7400  
FAX: (503) 687-7419**

3

TABLE OF CONTENTS		PAGE
INTRODUCTION .....		iv
<b>SUMMARIES:</b>		
I. Reported Programs, Amounts, Types of Assistance .....		1
II. Sources of Assistance, Basis of Awards .....		2
III. Graph: Reported Disbursements by Segment and Type of Program .....		3
IV. Graph: State-Wide Disbursements by Type of Program .....		4
<b>TABLES: PROGRAM DISBURSEMENTS BY INSTITUTION AND SEGMENT</b>		
LEGEND FOR TABLES A1 - D3 .....		5
<b>A. MAJOR SOURCES OF GIFT AID</b>		
<b>A1. NEED-BASED FEDERAL GRANT PROGRAMS</b>		
● Federal Pell Grant		
● Federal Supplemental Educational Opportunity Grant		
● Federal Health Prof, Disadvantaged		
● Federal Health Prof, Excep. Fin. Need .....		6 - 7
<b>A2. NEED-BASED INSTITUTIONAL GRANTS, SCHOLARSHIPS &amp; TUITION REMISSIONS:</b>		
● Institutional Grants		
● Tuition Remissions		
● Institutionally Controlled External Grants .....		8
<b>A3. NO-NEED INSTITUTIONAL GRANTS, SCHOLARSHIPS &amp; TUITION REMISSIONS:</b>		
● Institutional Grants		
● Tuition Remissions		
● Institutionally Controlled External Grants .....		9
<b>A4. NEED-BASED STATE OF OREGON GRANT PROGRAMS:</b>		
● Oregon Need Grant		
● Oregon Cash Award		
● Grants from PESIC		
● Barber & Hairdresser Grants .....		10 - 11
<b>A5. MILITARY GRANT &amp; SCHOLARSHIP PROGRAMS</b>		
● Federal Veterans Benefits		
● Federal ROTC & Other Military Scholarships		
● Oregon National Guard Scholarship .....		12

**B. MAJOR SELF-HELP PROGRAMS**

**B1. FEDERAL LOANS ADMINISTERED BY INSTITUTIONS:**

- Federal Perkins Loan Program
- Federal Health Professions Loan Program
- Federal Nursing Loan Program ..... 13

**B2. FEDERALLY GUARANTEED LOANS:**

- Federal Stafford Loan Program ..... 14 - 15

**B3. OTHER FEDERALLY GUARANTEED LOANS:**

- Federal HEAL Loan Program
- Federal PLUS/SLS Loan Programs ..... 16 - 17

**B4. STATE OF OREGON LOAN PROGRAMS:**

- Oregon Teacher Corps Scholarship/Loan
- Medical/Dental/Nursing/Veterinary Loan
- Rural Nursing Loan ..... 18

**B5. STUDENT EMPLOYMENT**

- Institutional Employment, Need-based
- Institutional Employment, Not Based on Need
- Federal College Work-Study Program ..... 19

**B6. LONG-TERM INSTITUTIONAL LOANS:**

- Need-Based Long-term Loans
- No-Need Long-term Loans ..... 20

**C. OTHER SOURCES OF STUDENT FINANCIAL AID**

**C1. MISCELLANEOUS AID FROM STATES:**

- Grants from OR ESSFA
- Grants from Other States
- Alaskan Student Loans
- WICHE from Other States
- WICHE, State of Oregon ..... 21

**C2. MISC. GRANT PROGRAMS EXTERNAL TO INSTITUTIONS:**

- Non-governmental Grants & Scholarships
- Native American Tribal Scholarships
- Foreign Scholarships ..... 22

<b>C3.</b>	<b>OTHER PROGRAMS EXTERNAL TO INSTITUTIONS:</b>	
●	Alternative Loans	
●	"Other" .....	23
<b>C4.</b>	<b>MISCELLANEOUS FEDERAL PROGRAMS:</b>	
●	Bureau of Indian Affairs Scholarships	
●	Paul Douglas Teacher Scholarship/Loan	
●	Robert Byrd Congressional Scholarship .....	24
<b>D.</b>	<b><u>OTHER INFORMATION</u></b>	
<b>D1.</b>	<b>STAFFING OF FINANCIAL AID OFFICES .....</b>	<b>26-27</b>
<b>D2.</b>	<b>UNDERGRADUATE ENROLLMENT/PROPORTION AIDED:</b>	
●	Total Undergraduates Enrolled	
●	Unduplicated Undergrads Aided/All Programs	
●	Unduplicated Undergrads Aided/Need-based Programs .	28 - 29
<b>D3.</b>	<b>TOTAL ENROLLMENT/PROPORTION AIDED, TOTAL AID AWARDED, AID DOLLARS PER STUDENT:</b>	
●	Total Enrollment	
●	Unduplicated Student Aided	
●	Total Aid Reported	
●	Aid Dollars Per Student Enrolled	
●	Aid Dollars Per Student Aided .....	30 - 31
	<b>GLOSSARY .....</b>	<b>33</b>

## INTRODUCTION

### SOURCES OF INFORMATION

In October 1993, the Oregon State Scholarship Commission (OSSC) mailed a questionnaire to each Oregon postsecondary institution participating in State of Oregon or Federal "Title IV" student financial aid programs. Institutions were asked to identify the sources of student financial aid that funded their students in 1992-93, and to provide numbers of awards and amounts disbursed for each source. Responses (some incomplete) were received from 71 of 99 institutions surveyed. Responses by segment were as follows:

State System Colleges and Universities:	8 of 8	(100%)
Community Colleges:	13 of 13 <sup>1</sup>	(100%)
Independent Colleges	25 of 25	(100%)
Proprietary Vocational Schools:	35 of 53	( 66%)

In addition to the OSSC questionnaire, sources of information for this document included the following: the files of the Oregon Federal Family Education Loan Program, Federal Department of Education summaries of Pell Grant disbursements, Federal FISAP REPORTS completed by institutions participating in the "campus-based" programs of the U.S. Department of Education, and telephone conversations between OSSC staff members and financial aid office personnel at institutions.

### INCOMPLETE RESPONSES

There are gaps in the data. The most common problem is that some institutions provide amounts disbursed, but not the corresponding number of students aided. For this reason, segmental and statewide counts of students aided are not available for some programs, and average awards can be calculated only for institutions that supplied all of the relevant information.

Readers who have questions about this information or suggestions about future editions of *The Oregon Financial Aid Almanac* are encouraged to contact Thomas Turner at the offices of the Oregon State Scholarship Commission.

---

<sup>1</sup> Financial aid disbursed by Portland Community College includes funds for students attending Columbia Gorge Community College, Oregon Coast Community College, and Tillamook Bay Community College.

SUMMARY TABLE I: REPORTED PROGRAMS, AMOUNTS, & TYPES OF AID

	DISBURSED IN 1992-93		TYPES OF ASSISTANCE		
	GRANT	LOAN	*FORGIVABLE*	LOAN	EMPLOYMENT
1 FED STAFFORD LOAN (SUB)	\$127,569,899	31,842%			
2 FED PELL GRANT	69,517,810	17,352%		127,569,899	
3 FED SLS LOAN	29,221,542	7,294%		29,221,542	
4 INS NEED-BASED GRANT	28,552,959	7,127%			
5 INS NO-NEED GRANT	21,100,382	5,287%			
6 FED PERKINS LOAN	17,733,343	4,426%		17,733,343	11,890,134
7 OR NEED GRANT	11,901,943	2,971%			
8 FED CWS EMPLOY	11,890,134	2,968%			
9 INS NO-NEED TUI REMISSION	11,216,140	2,800%			
10 FED SEOG GRANT	11,065,569	2,782%		11,003,040	6,829,746
11 FED PLUS LOAN	11,003,040	2,746%			
12 INS NO-NEED EMPLOY	8,829,746	1,705%			
13 NON-GOV SCHOLARSHIP	6,590,692	1,645%			
14 FED VETERAN'S BENEFITS	6,777,317	1,442%			
15 *ALTERNATIVE* LOAN	4,335,842	1,082%		4,335,842	
16 INS NEED-BASED TUI REMISSION	4,034,822	1,007%			
17 FED STAFFORD LOAN (UNSUB)	3,654,824	0,912%		3,654,824	
18 ALASKA LOAN	2,559,127	0,639%		2,559,127	
19 INS CONTROLLED NEED-BASED GRANT	1,814,404	0,476%			
20 FED HEALTH ED LOAN (HEAL)	1,798,892	0,449%		1,798,892	
21 INS CONTROLLED NO-NEED GRANT	1,777,019	0,444%			
22 *OTHER*	1,323,006	0,330%			
23 FED HEALTH PROF LOAN	1,223,176	0,305%		1,223,176	
24 OR GRANTS FROM PESIC	1,191,839	0,297%			
25 INS NEED-BASED EMPLOY	862,313	0,216%			862,313
26 OTHER STATE'S WICHE	744,796	0,186%			
27 FED ROTC SCHOLARSHIP	697,210	0,174%			
28 OR MED/DENT/VET...NURSING LOAN	662,432	0,170%		662,432	
29 OR CASH AWARD	605,093	0,151%			
30 INS NEED-BASED LOAN	499,687	0,125%		499,687	
31 FOREIGN SCHOLARSHIP	484,683	0,121%			
32 FED NURSING LOAN	379,990	0,095%		379,990	
33 NATIVE AMERICAN TRIBAL GRANT	359,275	0,090%			
34 INS NO-NEED LOAN	313,634	0,078%		313,634	
35 OR ESSFA GRANT	313,183	0,078%			
36 FED BIA GRANT	193,671	0,048%			
37 OR WICHE GRANT	183,029	0,046%			
38 FED PAUL DOUGLAS TEACHER SCHAN	137,284	0,034%		137,284	
39 OR VISTO VOUCHER	79,600	0,020%			
40 OTHER STATE'S GRANT	77,307	0,019%			
41 FED HEALTH PROF GRT (EXCP NEED)	52,278	0,013%			
42 FED RBT. BYRD SCHOLARSHIP	49,361	0,012%			
43 OR RURAL NURSING LOAN	45,500	0,011%		45,500	
44 OR BARBER & HAIRDRESSER GRANT	39,000	0,010%			
45 FED HEALTH PROF GRT (DISADV)	30,982	0,006%			
46 OR TEACHER CORPS SCH/LOAN	9,664	0,002%		9,664	
47 OR NATIONAL GUARD GRANT	8,646	0,002%			
<b>TOTAL:</b>	<b>\$400,628,981</b>	<b>100,000%</b>	<b>\$179,881,716</b>	<b>\$200,873,827</b>	<b>619,882,183</b>
			<b>*FORGIVABLE*</b>	<b>LOAN</b>	<b>EMPLOYMENT</b>
			<b>44.80%</b>	<b>60.16%</b>	<b>4.89%</b>
			<b>GRANT</b>	<b>LOAN</b>	<b>EMPLOYMENT</b>
			<b>TOTAL</b>	<b>\$400,628,983</b>	<b>100,000%</b>

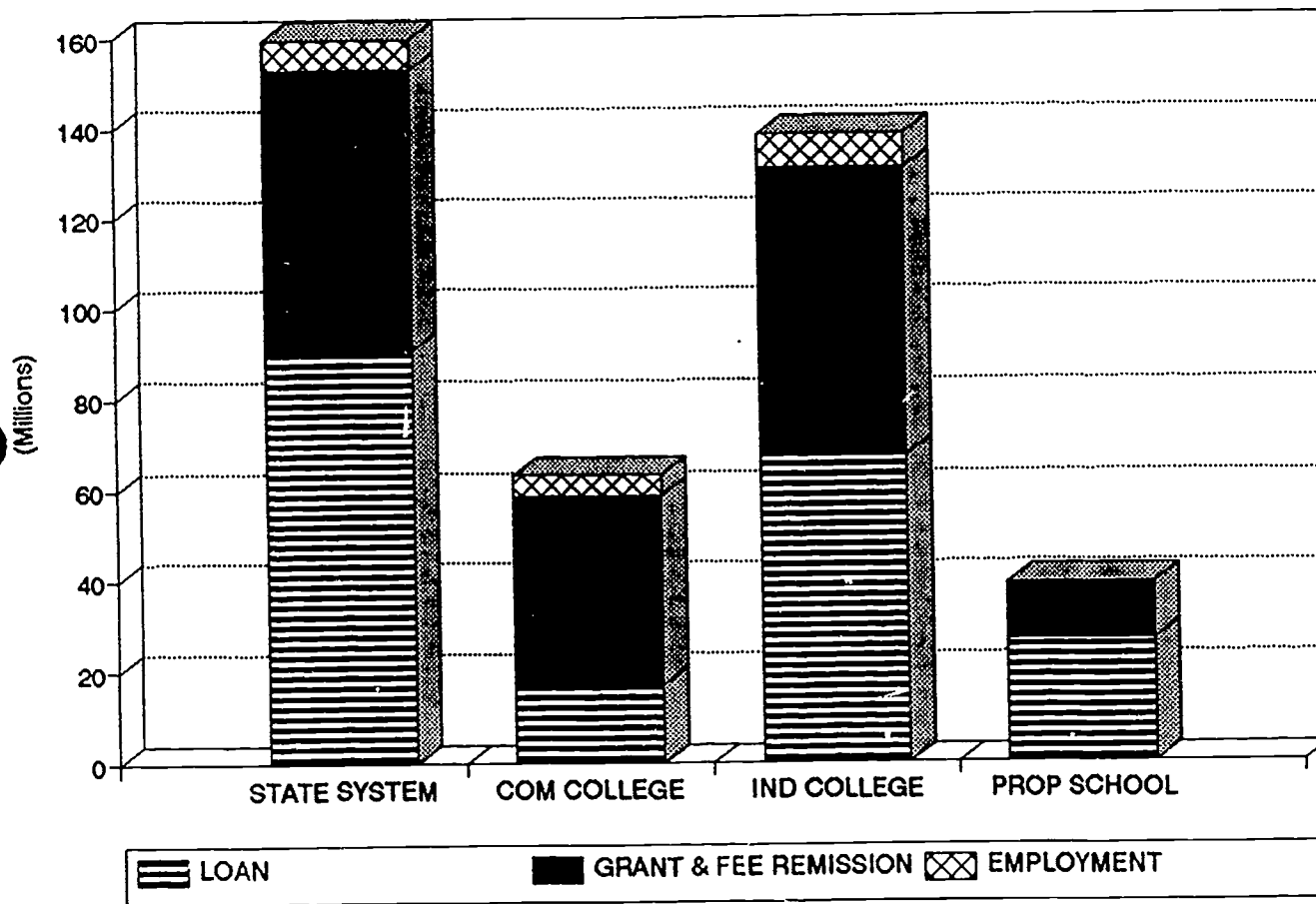


SUMMARY TABLE II. SOURCES OF ASSISTANCE, BASIS OF AWARDS

	SOURCES OF ASSISTANCE			BASIS OF AWARDS			
	FEDERAL PROGRAM	STATE OF OR PROGRAM	INSTITUTIONAL PROGRAM	OTHER	NEED-BASED	NOT BASED ON NEED	AWARD BASIS UNKNOWN
FED STAFFORD LOAN (SUB)	\$127,569,899				127,569,899		
FED PELL GRANT	\$69,517,810				69,517,810	29,221,642	
FED SLS LOAN	\$29,221,642				29,221,642		
INS NEED-BASED GRANT	\$28,552,959		20,552,959		28,552,959	21,100,382	
INS NO-NEED GRANT	\$21,100,382						
FED PERKINS LOAN	\$17,733,343				17,733,343		
OR NEED GRANT	\$11,901,943	11,901,943			11,901,943		
FED CWS EMPLOY	\$11,890,134				11,890,134		
INS NO-NEED TUI REMISSION	\$11,216,140		11,216,140			11,216,140	
FED SEOG GRANT	\$11,085,569				11,085,569	11,003,040	
FED PLUS LOAN	\$11,003,040					6,829,746	
INS NO-NEED EMF LOY	\$6,829,746			6,590,692			6,590,692
NON-GOV SCHOLARSHIP	\$6,590,692						
FED VETERAN'S BENEFITS	\$6,777,317				6,777,317	4,335,842	
"ALTERNATIVE" LOAN	\$4,335,842				4,335,842		
INS NEED-BASED TUI REMISSION	\$4,034,622		4,034,622				
FED STAFFORD LOAN (UNSUB)	\$3,654,824				3,654,824		
ALASKA LOAN	\$2,559,127				2,559,127		
INS CONTROLLED NEED-BASED GRANT	\$1,914,404		1,914,404				
FED HEALTH ED LOAN (HEAL)	\$1,796,892				1,796,892		
INS CONTROLLED NO-NEED GRANT	\$1,777,019		1,777,019			1,777,019	
"OTHER"	\$1,323,006						1,323,006
FED HEALTH PROF LOAN	\$1,223,176				1,223,176		
OR GRANTS FROM PESIC	\$1,191,639				1,191,639		
INS NEED-BASED EMPLOY	\$882,313				882,313		
OTHER STATE'S WICHE	\$744,796				744,796		
FED ROTC SCHOLARSHIP	\$697,210				697,210	744,796	
OR MEDIDENT/VET/NURSING LOAN	\$682,432				682,432	697,210	
OR CASH AWARD	\$605,093				605,093		
INS NEED-BASED LOAN	\$489,887				489,887		
FOREIGN SCHOLARSHIP	\$484,883				484,883		484,883
FED NURSING LOAN	\$379,990				379,990		
NATIVE AMERICAN TRIBAL GRANT	\$359,276				359,276		
INS NO-NEED LOAN	\$313,834				313,834		
OR ESSFA GRANT	\$193,871				193,871		
FED BIA GRANT	\$193,871				193,871		
OR WICHE GRANT	\$183,029				183,029		
FED PAUL DOUGLAS TEACHER SCHLN	\$137,284				137,284	183,029	
OR VISTO VOUCHER	\$79,800				79,800	137,284	
OTHER STATE'S GRANT	\$77,307				77,307		
FED HEALTH PROF GR (EXCP NEED)	\$52,278				52,278		
FED RBT. BYRD SCHOLARSHIP	\$49,361				49,361	49,361	
OR RURAL NURSING LOAN	\$45,600				45,600		
OR BARBER & HAIRDRESSER GRANT	\$38,000				38,000		
FED HEALTH PROF GR (IDSA/DV)	\$30,882				30,882		
OR TEACHER CORPS SCH/LOAN	\$8,664				8,664		
OR NATIONAL GUARD GRANT	\$8,646				8,646		
TOTAL:	\$400,828,993	\$15,059,929	\$77,101,106	\$16,474,727	\$291,994,221	\$99,887,903	\$9,028,833
	72.88%	3.78%	19.25%	4.11%	72.88%	24.89%	2.26%
					NEED-BASED	NO-NEED	UNKNOWN
					TOTAL	TOTAL	TOTAL
					400,828,993	400,828,993	100,00%

III. REPORTED DISBURSEMENTS BY SEGMENT


### 1992-93 FINANCIAL AID IN OREGON REPORTED SEGMENTAL DISTRIBUTION



	STATE SYSTEM	COMMUNITY COLLEGE	INDEPENDENT COLLEGE	PROPRIETARY SCHOOL	TOTAL
LOAN	90,466,091	16,820,367	67,320,149	26,558,468	159,738,911
GRANT & FEE REMISSION	62,475,722	41,837,940	63,155,065	12,412,988	63,504,382
EMPLOYMENT	6,797,098	4,846,075	7,789,196	149,824	138,264,410
<b>TOTAL</b>	<b>159,738,911</b>	<b>63,504,382</b>	<b>138,264,410</b>	<b>39,121,280</b>	<b>400,628,983</b>
	39.87%	15.85%	34.51%	9.76%	100.00%

IV. STATE-WIDE FINANCIAL AID DISBURSEMENTS BY TYPE OF PROGRAM

1992-93 FINANCIAL AID IN OREGON  
REPORTED DISBURSEMENTS BY TYPE




LOAN	\$201,165,075
EMPLOYMENT	19,582,193
GRANT	179,881,715
<hr/>	
TOTAL	\$400,628,983

**TABLES A1 -- D3**

**Sources of student financial aid for postsecondary students  
in Oregon -- displayed by institution and by segment**

**LEGEND:**

 A SHADED BLOCK APPEARS WHERE RELEVANT DATA WAS NOT REPORTED BY AN INSTITUTION. IF AN AMOUNT WAS REPORTED, BUT NOT THE NUMBER OF STUDENTS WHO RECEIVED THOSE FUNDS, A SHADED BLOCK WOULD APPEAR FOR THE NUMBER OF STUDENTS.

 WHEN A COLUMN INCLUDES ONE OR MORE SHADED BLOCKS (DATA NOT REPORTED), ANY TOTAL AFFECTED BY THE MISSING DATA WILL BE ENCLOSED IN A BOX.

TABLE A1 (a)

## NEED-BASED FEDERAL GRANTS

\$80,666,539.00 REPORTED

SUMMARY	PELL GRANT		SUPPLEMENTAL ED OPPORTUNITY GRANT		HEALTH PROF EXCEP FIN NEED		HEALTH PROF DISADVANTAGED	
	No.	\$	No.	\$	No.	\$	No.	\$
OREGON PUBLIC 4-YR COLLEGES	15,151	25,474,972	7,103	3,629,281	3	32,690	12	30,882
OREGON PUBLIC 2-YR COLLEGES	18,779	26,050,602	6,276	3,059,767	0	0	0	0
OREGON INDEPENDENT COLLEGES	4,589	7,487,146	2,788	2,705,863	3	19,588	0	0
OREGON PROPRIETARY SCHOOLS	4,977	10,505,090	1,864	1,670,858	0	0	0	0
STATE-WIDE TOTAL	43,496	69,517,810	18,031	11,065,569	6	52,278	12	30,882

## OREGON PUBLIC 4-YR COLLEGES

Eastern Oregon State College	979	1,571,436	234	105,245	0	0	0	0
Or Health Sciences U	137	248,331	34	28,800	3	32,690	12	30,882
Oregon Institute of Technology	1,401	2,512,565	436	120,120	0	0	0	0
Oregon State University	3,413	5,788,292	1,603	1,037,728	0	0	0	0
Portland State University	3,178	5,204,291	1,483	789,573	0	0	0	0
Southern Oregon State College	1,620	2,850,355	632	342,545	0	0	0	0
University of Oregon	3,175	5,302,150	2,221	1,000,215	0	0	0	0
Western Oregon State College	1,248	1,997,552	460	205,055	0	0	0	0
TOTAL	15,151	25,474,972	7,103	3,629,281	3	32,690	12	30,882

## OREGON PUBLIC 2-YR COLLEGES

Blue Mountain Community College	483	691,432	145	44,575	N/A	N/A	N/A	N/A
Central Oregon Community College	402	1,253,938	351	134,413	N/A	N/A	N/A	N/A
Chemeketa Community College	2,783	3,568,478	953	377,111	N/A	N/A	N/A	N/A
Clackamas Community College	1,089	1,396,737	365	180,686	N/A	N/A	N/A	N/A
Clatsop Community College	394	584,318	231	88,840	N/A	N/A	N/A	N/A
Lane Community College	2,743	3,905,033	584	580,100	N/A	N/A	N/A	N/A
Linn-Benton Community College	1,902	2,472,224	414	221,484	N/A	N/A	N/A	N/A
Mount Hood Community College	1,333	1,799,999	1,016	254,106	N/A	N/A	N/A	N/A
Portland Community College	4,251	6,165,948	1,461	918,134	N/A	N/A	N/A	N/A
Rogue Community College	1,513	2,040,400	254	69,857	N/A	N/A	N/A	N/A
Southwestern Or Community College	634	917,204	120	75,107	N/A	N/A	N/A	N/A
Treasure Valley Community College	531	179,468	123	40,984	N/A	N/A	N/A	N/A
Umpqua Community College	721	1,075,423	259	74,370	N/A	N/A	N/A	N/A
TOTAL	18,779	26,050,602	6,278	3,059,767	0	0	0	0

## OREGON INDEPENDENT COLLEGES

Concordia College	268	401,071	46	109,964	0	N/A	0	N/A
Eugene Bible College	143	253,796	43	16,200	0	N/A	0	N/A
George Fox College	460	677,284	158	184,600	0	N/A	0	N/A
Lewis and Clark College	332	519,218	297	375,931	0	N/A	0	N/A
Linfield College	591	872,581	320	243,641	0	N/A	0	N/A
Marylhurst College	290	454,404	141	61,643	0	N/A	0	N/A
Mount Angel Seminary	10	20,300	0	0	0	N/A	0	N/A
Multnomah School of the Bible	230	369,486	101	55,025	0	N/A	0	N/A
Northwest Christian College	135	219,895	48	26,652	0	N/A	0	N/A
Ntl. College of Naturopathic Med		220,237	0	0	0	N/A	0	N/A
Oregon School of Arts & Crafts	5	7,826	6	5,666	0	N/A	0	N/A
Pacific Northwest College of Art	92	174,248	87	28,146	0	N/A	0	N/A
Pacific University	375	615,976	245	294,016	3	19,588	0	0
Reed College	196	325,858	160	319,500	0	N/A	0	N/A
University of Portland	564	951,046	356	321,240	0	N/A	0	N/A
Warner Pacific College	238	318,270	229	148,706	0	N/A	0	N/A
Western Baptist College	202	313,677	155	63,849	0	N/A	0	N/A
Western States Chiropractic College	27	58,750	34	41,760	0	N/A	0	N/A
Willamette University	431	713,223	362	409,324	0	N/A	0	N/A
TOTAL	4,589	7,487,146	2,788	2,705,863	3	19,588	0	0

TABLE A1 (b)

OREGON PROPRIETARY SCHOOLS	PELL GRANT		SUPPLEMENTAL ED OPPORTUNITY GRANT		HEALTH PROF EXCEP FIN NEED		HEALTH PROF DISADVANTAGED	
	No.	\$	No.	\$	No.	\$	No.	\$
A'Art College of Beauty	48	75,395	0	0	0	N/A	0	N/A
Academy of Hair Design	38	63,652	0	0	0	N/A	0	N/A
Artistic School of Hair Design	XXX	141,651	0	0	0	N/A	0	N/A
Astoria Beauty College	XXX	64,875	0	0	0	N/A	0	N/A
Basel College	65	101,733	65	24,450	0	N/A	0	N/A
Beau Monde Col. of Hair Design	81	124,411	0	0	0	N/A	0	N/A
Broadcast Professionals	XXX	50,888	0	0	0	N/A	0	N/A
College America (Bradford)	81	132,080	0	0	0	N/A	0	N/A
College of Cosmetology	62	78,861	0	0	0	N/A	0	N/A
College of Hair Design Careers	39	68,601	0	0	0	N/A	0	N/A
College of Legal Arts	XXX	251,265	0	0	0	N/A	0	N/A
Columbia College of Business	273	413,933	0	0	0	N/A	0	N/A
Concorde Career Institute	379	552,726	113	56,365	0	N/A	0	N/A
Delta College (all campuses)	720	1,235,999	350	41,006	0	N/A	0	N/A
East West Col. of Healing Arts	XXX	35,120	0	0	0	N/A	0	N/A
Edward Wadsworth Institute of Hair	77	137,078	0	0	0	N/A	0	N/A
ITT Technical Institute	508	751,426	232	128,500	0	N/A	0	N/A
La Grande College of Business	27	44,656	0	0	0	N/A	0	N/A
Magee Bros. Beaverton School Beauty	31	52,778	0	0	0	N/A	0	N/A
Milwaukie Beauty School	44	76,602	0	0	0	N/A	0	N/A
Moler Barber College, Inc.	XXX	79,460	0	0	0	N/A	0	N/A
Newport Aca Cos Career	10	14,200	0	0	0	N/A	0	N/A
Northwest Nannies Institute	30	44,600	0	0	0	N/A	0	N/A
Oregon City Beauty School	51	92,616	0	0	0	N/A	0	N/A
Oregon College of Beauty & Barber	16	29,210	0	0	0	N/A	0	N/A
Oregon Denturist College	6	9,100	0	0	0	N/A	0	N/A
Oregon Polytechnic Institute	XXX	311,363	0	0	0	N/A	0	N/A
Phagans' Beauty College (CORVALLIS)	87	149,306	48	6,300	0	N/A	0	N/A
Phagans' Central Oregon Beauty (BEND)	93	156,214	33	7,176	0	N/A	0	N/A
Phagans' Gateway Col. Beauty (PORTLAND)	29	53,922	0	0	0	N/A	0	N/A
Phagans' Medford Beauty School	75	126,437	25	6,348	0	N/A	0	N/A
Phagans' School of Beauty (SALEM)	80	132,382	39	6,700	0	N/A	0	N/A
Phagans' School of Hair Design	XXX	57,599	0	0	0	N/A	0	N/A
Phagans' Tigard Beauty School	28	50,416	0	0	0	N/A	0	N/A
Pioneer Pacific College	261	339,452	0	0	0	N/A	0	N/A
Roseburg Beauty School	XXX	47,952	0	0	0	N/A	0	N/A
Springfield College of Beauty	52	83,890	0	0	0	N/A	0	N/A
Tara Lara Aca. K9 Hair Design	XXX	62,632	0	0	0	N/A	0	N/A
Trend College - Eugene	387	646,385	251	59,249	0	N/A	0	N/A
Trend College - Portland	385	650,437	265	1,206,029	0	N/A	0	N/A
Trend College - Salem	731	1,189,049	443	128,535	0	N/A	0	N/A
Tualatin College of Beauty	XXX	45,106	0	0	0	N/A	0	N/A
University Beauty College	XXX	49,034	0	0	0	N/A	0	N/A
West Coast Training	72	100,923	0	0	0	N/A	0	N/A
Western Business College	XXX	1,333,664	0	0	0	N/A	0	N/A
Western Medical College	111	196,011	0	0	0	N/A	0	N/A
<b>TOTAL</b>	<b>4,977</b>	<b>10,505,090</b>	<b>1,864</b>	<b>1,670,658</b>	<b>0</b>	<b>0</b>	<b>0</b>	<b>0</b>

XXX DATA NOT REPORTED.

XXX INCOMPLETE TOTAL

TABLE A2

NEED-BASED INSTITUTIONAL GRANTS, SCHOLARSHIPS, TUITION REMISSIONS  
\$34,445,433 REPORTED

SUMMARY	NEED-BASED INSTITUTIONAL GRANTS & SCHOLARSHIPS		NEED-BASED INSTITUTIONAL TUITION REMISSIONS		INS CONTROLLED NEED-BASED GRANTS	
	No.	\$	No.	\$	No.	\$
OREGON PUBLIC 4-YR COLLEGES	480	2,228,072	5,733	3,853,209	1,080	479,150
OREGON PUBLIC 2-YR COLLEGES	823	290,403	148	41,973	116	56,956
OREGON INDEPENDENT COLLEGES	6,531	25,998,234	115	130,259	290	1,321,396
OREGON PROPRIETARY SCHOOLS	57	38,250	3	9,121	1	350
<b>STATE-WIDE TOTAL</b>	<b>7,891</b>	<b>28,552,959</b>	<b>5,999</b>	<b>4,034,622</b>	<b>1,487</b>	<b>1,857,852</b>
<b>OREGON PUBLIC 4-YR COLLEGES</b>						
Eastern Oregon State College	11	7,500	0	0	11	7,500
Or Health Sciences U	28	29,700	354	180,457	0	0
Oregon Institute of Technology	0	0	706	191,832	0	0
Oregon State University	XXX	XXX	1,110	1,116,384	XXX	XXX
Portland State University	0	0	2,724	1,032,217	0	0
Southern Oregon State College	418	544,487	40	25,000	1,069	471,650
University of Oregon	XXX	1,628,000	XXX	1,000,000	0	0
Western Oregon State College	23	16,385	797	307,379	0	0
<b>TOTAL</b>	<b>480</b>	<b>2,228,072</b>	<b>5,733</b>	<b>3,853,209</b>	<b>1,080</b>	<b>479,150</b>
<b>OREGON PUBLIC 2-YR COLLEGES</b>						
Blue Mountain Community College	0	0	0	0	11	9,055
Central Oregon Community College	0	0	0	0	0	0
Chemeketa Community College	0	0	0	0	0	0
Clackamas Community College	337	38,176	0	0	0	0
Clatsop Community College	0	17,388	0	0	20	6,000
Linn-Benton Community College	60	16,000	0	0	0	0
Portland Community College	331	156,239	148	41,973	0	0
Umpqua Community College	95	62,600	0	0	85	41,901
<b>TOTAL</b>	<b>823</b>	<b>290,403</b>	<b>148</b>	<b>41,973</b>	<b>116</b>	<b>56,956</b>
<b>OREGON INDEPENDENT COLLEGES</b>						
Concordia College	350	924,197	0	0	0	0
Eugene Bible College	26	16,645	3	350	0	0
George Fox College	618	1,374,367	0	0	0	0
Lewis and Clark College	870	5,321,731	0	0	39	48,885
Linfield College	558	2,438,082	0	0	41	40,254
Maryhurst College	10	3,700	0	0	6	5,507
Multnomah School of the Bible	306	320,852	0	0	0	0
Northwest Christian College	XXX	106,719	0	0	XXX	51,000
Oregon School of Arts & Crafts	14	13,911	0	0	0	0
Pacific Northwest College of Art	0	0	86	80,482	0	0
Pacific University	510	1,314,306	0	0	0	0
Reed College	533	4,990,554	0	0	124	917,284
University of Portland	1,335	2,712,941	26	49,427	80	258,466
Warner Pacific College	XXX	134,409	0	0	0	0
Western Baptist College	39	19,000	0	0	0	0
Western Con. Baptist Seminary	117	62,065	0	0	0	0
Western Evangelical Seminary	XXX	34,055	0	0	0	0
Willamette University	1,245	6,206,700	0	0	0	0
<b>TOTAL</b>	<b>6,531</b>	<b>25,998,234</b>	<b>115</b>	<b>130,259</b>	<b>290</b>	<b>1,321,396</b>
<b>OREGON PROPRIETARY SCHOOLS</b>						
A'Art College of Beauty	5	2,050	0	0	0	0
Bessiet College	47	34,500	0	0	0	0
Beau Monde Col. of Hair Design	1	300	0	0	0	0
Phagans' Central Oregon Beauty (BEND)	0	0	1	1,985	0	0
Phagans' School of Beauty (SALEM)	0	0	2	7,136	0	0
Springfield College of Beauty	4	1,400	0	0	1	350
<b>TOTAL</b>	<b>57</b>	<b>38,250</b>	<b>3</b>	<b>9,121</b>	<b>1</b>	<b>350</b>

NO DATA REPORTED.

XXX INCOMPLETE TOTAL.

TABLE A3

NO-NEED INSTITUTIONAL GRANTS, SCHOLARSHIPS, TUITION REMISSIONS  
\$32,375,921 REPORTED

SUMMARY	NO-NEED INSTITUTIONAL GRANTS & SCHOLARSHIPS		NO-NEED INSTITUTIONAL TUITION REMISSIONS		INS CONTROLLED NO-NEED GRANTS	
	No.	\$	No.	\$	No.	\$
<b>OREGON PUBLIC 4-YR COLLEGES</b>	3,754	7,865,719	3,700	8,937,895	415	463,025
OREGON PUBLIC 2-YR COLLEGES	1,285	935,785	3,116	731,585	870	609,450
OREGON INDEPENDENT COLLEGES	4,669	11,232,934	702	2,852,864	696	704,544
OREGON PROPRIETARY SCHOOLS	29	29,815	9	12,505	0	0
<b>STATE-WIDE TOTAL</b>	<b>9,737</b>	<b>20,064,053</b>	<b>7,527</b>	<b>10,534,849</b>	<b>1,981</b>	<b>1,777,019</b>
<b>OREGON PUBLIC 4-YR COLLEGES</b>						
Eastern Oregon State College	58	81,772	220	374,212	12	8,300
Or Health Sciences U	251	240,947	0	0	3	5,500
Oregon Institute of Technology	49	67,275	183	374,208	60	114,535
Oregon State University	2,621	4,979,409	2,214	2,232,799	0	0
Portland State University	571	1,288,696	699	1,474,798	0	0
Southern Oregon State College	78	44,595	60	15,000	261	289,896
University of Oregon	XXX	1,016,000	XXX	2,000,000	0	0
Western Oregon State College	126	146,965	324	466,908	79	44,994
<b>TOTAL</b>	<b>3,754</b>	<b>7,865,719</b>	<b>3,700</b>	<b>8,937,895</b>	<b>415</b>	<b>463,025</b>
<b>OREGON PUBLIC 2-YR COLLEGES</b>						
Blue Mountain Community College	XXX	91,125	XXX	57,025	0	0
Central Oregon Community College	183	132,486	0	0	158	117,759
Chemeketa Community College	72	49,313	0	0	126	84,008
Clackamas Community College	300	148,328	XXX	56,100	145	89,123
Clatsop Community College	XXX	40,412	0	0	15	22,500
Lane Community College	58	39,801	XXX	6,350	46	21,665
Linn-Benton Community College	155	68,032	96	32,928	0	0
Mount Hood Community College	178	90,418	1,340	358,271	325	235,000
Portland Community College	218	61,664	1,678	218,911	0	0
Rogue Community College	78	44,182	0	0	55	39,395
Treasure Valley Community College	0	0	0	0	0	0
Umpqua Community College	45	170,024	0	0	0	0
<b>TOTAL</b>	<b>1,285</b>	<b>935,785</b>	<b>3,116</b>	<b>731,585</b>	<b>870</b>	<b>609,450</b>
<b>OREGON INDEPENDENT COLLEGES</b>						
Concordia College	274	726,763	56	172,558	60	32,300
Eugene Bible College	16	6,700	80	64,687	3	1,600
George Fox College	996	1,278,813	45	300,929	446	219,759
Lewis and Clark College	508	1,323,165	139	621,107	10	10,000
Linfield College	530	1,676,415	13	124,570	0	0
Marylhurst College	0	0	63	237,890	0	0
Northwest Christian College	545	433,634	28	59,440	6	17,015
Oregon Graduate Institute	XXX	61,081	XXX	19,336	0	0
Pacific University	46	909,141	0	0	0	0
Reed College	0	0	38	9,000	0	0
University of Portland	35	27,250	0	0	0	0
Warner Pacific College	567	1,853,853	45	333,702	1	2,000
Western Baptist College	0	0	16	118,788	0	0
Western Con. Baptist Seminary	707	2,001,384	137	510,020	133	387,870
Western Evangelical Seminary	XXX	513,512	XXX	104,994	22	25,950
Western States Chiropractic College	403	407,762	33	159,310	15	8,250
Willamette University	40	13,481	9	18,533	0	0
<b>TOTAL</b>	<b>4,669</b>	<b>11,232,934</b>	<b>702</b>	<b>2,852,864</b>	<b>696</b>	<b>704,544</b>
<b>OREGON PROPRIETARY SCHOOLS</b>						
Bassett College	12	5,250	0	0	0	0
Phagans' Beauty College (CORVALLIS)	1	4,890	0	0	0	0
Phagans' Central Oregon Beauty (BEND)	2	3,402	7	7,010	0	0
Phagans' Gateway Col. Beauty (PORTLAND)	14	16,073	0	0	0	0
Pioneer Pacific College	0	0	2	5,495	0	0
<b>TOTAL</b>	<b>29</b>	<b>29,815</b>	<b>9</b>	<b>12,505</b>	<b>0</b>	<b>0</b>

NO DATA REPORTED.

NUMBER OF AWARDS INCOMPLETE.



TABLE A4 (a)

NEED-BASED STATE OF OREGON GRANT PROGRAMS  
\$13,730,775 REPORTED

SUMMARY	OREGON NEED GRANT		OREGON CASH AWARD		GRANTS FROM PESIC		BARBER & HAIRDRESSER GRANTS	
	No.	\$	No.	\$	No.	\$	No.	\$
OREGON PUBLIC 4-YR COLLEGES	7,391	5,650,647	354	289,567	0	0	0	0
OREGON PUBLIC 2-YR COLLEGES	6,824	4,176,709	20	17,270	0	0	0	0
OREGON INDEPENDENT COLLEGES	1,522	2,074,587	354	298,256	506	1,191,639	0	0
OREGON PROPRIETARY SCHOOLS	0	0	0	0	0	0	44	32,100
STATE-WIDE TOTAL	15,737	11,901,943	728	605,093	506	1,191,639	44	32,100

## OREGON PUBLIC 4-YR COLLEGES

Eastern Oregon State College	401	301,688	7	5,760	0	N/A	0	N/A
Or Health Sciences U	69	57,434	3	2,592	0	N/A	0	N/A
Oregon Institute of Technology	654	509,730	5	3,744	0	N/A	0	N/A
Oregon State University	1,785	1,385,802	149	122,112	0	N/A	0	N/A
Portland State University	1,338	969,784	26	20,736	0	N/A	0	N/A
Southern Oregon State College	796	621,881	10	6,564	0	N/A	0	N/A
University of Oregon	1,638	1,264,609	128	105,595	0	N/A	0	N/A
Western Oregon State College	710	539,719	26	22,464	0	N/A	0	N/A
TOTAL	7,391	5,650,647	354	289,567	0	0	0	0

## OREGON PUBLIC 2-YR COLLEGES

Blue Mountain Community College	184	121,475	1	864	0	N/A	0	N/A
Central Oregon Community College	342	200,382	1	864	0	N/A	0	N/A
Chemeketa Community College	798	486,101	5	4,320	0	N/A	0	N/A
Clackamas Community College	335	195,306	2	1,728	0	N/A	0	N/A
Clatsop Community College	74	39,977	0	0	0	N/A	0	N/A
Lane Community College	1,032	617,405	2	1,728	0	N/A	0	N/A
Linn-Benton Community College	668	398,685	0	0	0	N/A	0	N/A
Mount Hood Community College	495	291,754	2	1,728	0	N/A	0	N/A
Portland Community College	1,713	1,068,540	0	0	0	N/A	0	N/A
Rogue Community College	515	323,965	2	1,718	0	N/A	0	N/A
Southwestern Or Community College	281	184,422	1	864	0	N/A	0	N/A
Treasure Valley Community College	75	50,558	1	864	0	N/A	0	N/A
Umpqua Community College	312	198,139	3	2,592	0	N/A	0	N/A
TOTAL	6,824	4,176,709	20	17,270	0	0	0	0

## OREGON INDEPENDENT COLLEGES

Concordia College	37	39,578	4	3,456	0	0	0	N/A
George Fox College	192	238,090	21	18,144	0	0	0	N/A
Lewis and Clark College	145	231,328	42	35,136		149,199	0	N/A
Linfield College	223	304,044	58	48,384	300	279,322	0	N/A
Marylhurst College	66	63,114	0	0	38	63,339	0	N/A
Northwest Christian College	54	59,084	1	864	0	0	0	N/A
Pacific Northwest College of Art	38	39,407	0	0	45	4,300	0	N/A
Pacific University	161	299,309	37	31,536	65	136,959	0	N/A
Reed College	39	58,706	23	19,440	5	54,595	0	N/A
University of Portland	260	326,782	47	40,176		259,954	0	N/A
Warner Pacific College	52	56,799	3	2,160	0	0	0	N/A
Western Baptist College	53	59,616	2	1,728	0	0	0	N/A
Western States Chiropractic College	0	N/A	0	N/A		2,471	0	N/A
Willamette University	202	298,730	116	97,232	53	241,500	0	N/A
TOTAL	1,522	2,074,587	354	298,256	506	1,191,639	0	0

TABLE A4 (b)

OREGON PROPRIETARY SCHOOLS	OREGON NEED GRANT		OREGON CASH AWARD		GRANTS FROM PESIC		BARBER & HAIRDRESSER GRANTS	
	No.	\$	No.	\$	No.	\$	No.	\$
A'Art College of Beauty	0	N/A	0	N/A	0	N/A	1	300
Academy of Hair Design	0	N/A	0	N/A	0	N/A	2	900
Beau Monde Col. of Hair Design	0	N/A	0	N/A	0	N/A	1	300
College of Cosmetology	0	N/A	0	N/A	0	N/A	3	3,000
College of Hair Design Careers	0	N/A	0	N/A	0	N/A	3	3,600
Edward Wadsworth Institute of Hair	0	N/A	0	N/A	0	N/A	0	0
Magee Bros. Beaverton School Beauty	0	N/A	0	N/A	0	N/A	0	0
Oregon City Beauty School	0	N/A	0	N/A	0	N/A	0	0
Oregon College of Beauty & Barber	0	N/A	0	N/A	0	N/A	4	3,600
Phagans' Beauty College (CORVALLIS)	0	N/A	0	N/A	0	N/A	0	0
Phagans' Central Oregon Beauty (BEND)	0	N/A	0	N/A	0	N/A	8	5,700
Phagans' Gateway Col. Beauty (PORTLA)	0	N/A	0	N/A	0	N/A	4	3,300
Phagans' Medford Beauty School	0	N/A	0	N/A	0	N/A	3	900
Phagans' School of Beauty (SALEM)	0	N/A	0	N/A	0	N/A	5	3,300
Phagans' School of Hair Design (PORTLA)	0	N/A	0	N/A	0	N/A	7	4,200
Phagans' Tigard Beauty School	0	N/A	0	N/A	0	N/A	3	3,000
Springfield College of Beauty	0	N/A	0	N/A	0	N/A	0	0
Tualatin College of Beauty	0	N/A	0	N/A	0	N/A	0	0
<b>TOTAL</b>	<b>0</b>	<b>0</b>	<b>0</b>	<b>0</b>	<b>0</b>	<b>0</b>	<b>44</b>	<b>32,100</b>

NO DATA REPORTED.  
 NUMBER OF AWARDS INCOMPLETE.

TABLE A5

## MILITARY GRANT &amp; SCHOLARSHIP PROGRAMS

\$6,336,432 REPORTED

SUMMARY	FEDERAL VETERANS BENEFITS		ROTC & OTHER MILITARY SCHOLARSHIPS		OR NATIONAL GUARD SCHOLARSHIP	
	No.	\$	No.	\$	No.	\$
OREGON PUBLIC 4-YR COLLEGES	486	1,104,910	19	75,243	5	4,256
OREGON PUBLIC 2-YR COLLEGES	1,733	4,003,077	0	0	3	3,192
OREGON INDEPENDENT COLLEGES	179	502,989	81	621,967	2	1,198
OREGON PROPRIETARY SCHOOLS	8	19,600	0	0	0	0
STATE-WIDE TOTAL	2,406	5,630,576	100	697,210	10	8,646

## OREGON PUBLIC 4-YR COLLEGES

Eastern Oregon State College	39	70,200	0	0	1	266
Oregon Institute of Technology			0	0	2	1,596
Oregon State University					1	1,596
Portland State University	95	301,496	3	5,712	1	798
Southern Oregon State College	269	512,537	6	25,271	0	0
Western Oregon State College	83	220,677	10	44,260	0	0
TOTAL	486	1,104,910	19	75,243	5	4,256

## OREGON PUBLIC 2-YR COLLEGES

Blue Mountain Community College	21	24,107		N/A	0	0
Central Oregon Community College	102	32,130		N/A	1	798
Clatsop Community College	30	75,000		N/A	0	0
Lane Community College				N/A	1	798
Linn-Benton Community College	251	1,036,000		N/A	0	0
Portland Community College	1,179	2,450,000		N/A	1	1,596
Treasure Valley Community College	38	177,840		N/A	0	0
Umpqua Community College	112	208,000		N/A	0	0
TOTAL	1,733	4,003,077	0	0	3	3,192

## OREGON INDEPENDENT COLLEGES

Concordia College	32	52,440		N/A	0	0
George Fox College	22	55,000		N/A	0	0
Lewis and Clark College				N/A	1	798
Linfield College	5	11,541		N/A	1	400
Multnomah School of the Bible	30	97,200		N/A	0	0
Reed College	4	14,180		N/A	0	0
University of Portland	58	200,000	81	621,967	0	0
Warner Pacific College	8	16,576		N/A	0	0
Western Baptist College	20	56,052		N/A	0	0
TOTAL	179	502,989	81	621,967	2	1,198

## OREGON PROPRIETARY SCHOOLS

Concorde Career Institute	8	19,600	0	N/A	0	N/A
ITT Technical Institute	0	0	0	N/A	0	N/A
Pioneer Pacific College	0	0	0	N/A	0	N/A
Western Medical College	0	0	0	N/A	0	N/A
TOTAL	8	19,600	0	0	0	0

DATA NOT REPORTED.

TABLE B1

**FEDERAL LOAN PROGRAMS ADMINISTERED BY INSTITUTIONS**  
**\$19,336,508.00 REPORTED**

SUMMARY	FEDERAL PERKINS LOAN		FEDERAL HEALTH PROFESSIONS LOAN		FEDERAL NURSING LOAN	
	No.	\$	No.	\$	No.	\$
OREGON PUBLIC 4-YR COLLEGES	6,502	8,462,302	161	968,775	121	175,906
OREGON PUBLIC 2-YR COLLEGES	3,058	3,464,658	0	0	87	181,034
OREGON INDEPENDENT COLLEGES	3,084	4,674,396	50	254,400	12	23,050
OREGON PROPRIETARY SCHOOLS	1,040	1,131,987	0	0	0	0
<b>STATE-WIDE TOTAL</b>	<b>13,684</b>	<b>17,733,343</b>	<b>211</b>	<b>1,223,175</b>	<b>220</b>	<b>379,990</b>

**OREGON PUBLIC 4-YR COLLEGES**

Eastern Oregon State College	223	289,848	0	N/A	0	0
Or Health Sciences U	284	761,775	161	968,775	54	92,772
Oregon Institute of Technology	462	347,546	0	N/A	27	45,700
Oregon State University	1,631	2,157,430			0	0
Portland State University	863	1,339,333	0	N/A	0	0
Southern Oregon State College	618	441,134	0	N/A	40	37,434
University of Oregon	1,681	2,568,601	0	N/A	0	0
Western Oregon State College	740	556,635	0	N/A	0	0
<b>TOTAL</b>	<b>8,502</b>	<b>8,462,302</b>	<b>161</b>	<b>968,775</b>	<b>121</b>	<b>175,906</b>

**OREGON PUBLIC 2-YR COLLEGES**

Blue Mountain Community College	60	65,200	0	N/A	0	0
Central Oregon Community College	24	54,460	0	N/A	0	0
Chemeketa Community College	447	500,522	0	N/A	0	0
Clackamas Community College	220	252,639	0	N/A	0	0
Cleaton Community College	33	51,083	0	N/A	0	0
Lane Community College	704	753,763	0	N/A	0	0
Linn-Benton Community College	263	309,350	0	N/A	9	13,000
Mount Hood Community College	233	298,515	0	N/A	19	38,964
Portland Community College	842	978,682	0	N/A	59	129,070
Southwestern Or Community College	83	66,186	0	N/A	0	0
Treasure Valley Community College	42	42,983	0	N/A	0	0
Umpqua Community College	107	91,275	0	N/A	0	0
<b>TOTAL</b>	<b>3,058</b>	<b>3,464,658</b>	<b>0</b>	<b>0</b>	<b>87</b>	<b>181,034</b>

**OREGON INDEPENDENT COLLEGES**

Concordia College	21	23,465	0	N/A	0	0
George Fox College	250	258,966	0	N/A	0	0
Lewis and Clark College	538	784,052	0	N/A	0	0
Linfield College	292	439,315	0	N/A	0	0
Marylhurst College	53	71,500	0	N/A	0	0
Northwest Christian College	23	44,922	0	N/A	0	0
Pacific University	364	535,775	50	254,400	0	0
Reed College	196	326,178	0	N/A	0	0
University of Portland	426	606,905	0	N/A	12	23,050
Warner Pacific College	140	193,652	0	N/A	0	0
Western States Chiropractic College	254	350,568	0	N/A	0	0
Willamette University	527	1,029,082	0	N/A	0	0
<b>TOTAL</b>	<b>3,084</b>	<b>4,674,396</b>	<b>50</b>	<b>254,400</b>	<b>12</b>	<b>23,050</b>

**OREGON PROPRIETARY SCHOOLS**

Basist College	30	29,667	0	N/A	0	N/A
Concorde Career Institute	72	65,869	0	N/A	0	N/A
ITT Technical Institute	210	210,357	0	N/A	0	N/A
Trend College - Eugene	170	162,805	0	N/A	0	N/A
Trend College - Portland	254	393,806	0	N/A	0	N/A
Trend College - Salem	304	269,483	0	N/A	0	N/A
<b>TOTAL</b>	<b>1,040</b>	<b>1,131,987</b>	<b>0</b>	<b>0</b>	<b>0</b>	<b>0</b>

 DATA NOT REPORTED.

TABLE B2 (a)

FEDERALLY GUARANTEED LOANS: STAFFORD LOAN  
\$131,224,723 REPORTED

SUMMARY	FEDERAL STAFFORD LOAN (SUBSIDIZED)		FEDERAL STAFFORD LOAN (UNSUBSIDIZED)		TOTAL STAFFORD LOANS	
	No.	\$	No.	\$	No.	\$
OREGON PUBLIC 4-YR COLLEGES	19,148	60,969,224	1,401	2,945,962	20,549	63,915,186
OREGON PUBLIC 2-YR COLLEGES	6,641	10,958,264	169	259,873	6,810	11,218,137
OREGON INDEPENDENT COLLEGES	9,918	39,733,860	102	259,855	10,018	39,993,715
OREGON PROPRIETARY SCHOOLS	7,120	15,906,551	94	189,134	7,214	16,097,685
STATE-WIDE TOTAL	42,825	127,569,899	1,766	3,654,824	44,591	131,224,723

OREGON PUBLIC 4-YR COLLEGES

Eastern Oregon State College	932	2,091,924	61	79,791	993	2,171,715
Or Health Sciences U	821	4,764,873	49	66,420	870	4,831,293
Oregon Institute of Technology	1,205	2,814,063	95	154,177	1,300	2,968,240
Oregon State University	4,645	15,217,648	277	672,329	4,922	15,889,977
Portland State University	3,341	11,066,292	442	824,657	3,783	11,890,949
Southern Oregon State College	1,760	4,800,330	162	307,721	1,922	5,108,051
University of Oregon	4,928	16,010,389	210	610,515	5,138	16,620,904
Western Oregon State College	1,516	4,203,705	105	230,352	1,621	4,434,057
TOTAL	19,148	60,969,224	1,401	2,945,962	20,549	63,915,186

OREGON PUBLIC 2-YR COLLEGES

Blue Mountain Community College	162	266,881	22	30,232	184	297,113
Central Oregon Community College	459	847,050	37	58,797	496	905,847
Chemeketa Community College	571	523,797	0	0	571	523,797
Clackamas Community College	296	580,483	32	49,371	328	629,854
Clatsop Community College	62	105,340	0	0	62	105,340
Lane Community College	1,254	2,504,142	28	38,146	1,282	2,542,288
Linn-Benton Community College	851	1,633,039	26	53,188	877	1,686,227
Mount Hood Community College	1,371	1,670,909	0	0	1,371	1,670,909
Portland Community College	1,169	2,070,063	0	0	1,169	2,070,063
Rogue Community College	203	375,022	10	11,654	213	386,676
Southwestern Or Community College	136	202,049	13	18,029	149	220,078
Treasure Valley Community College	107	179,489	1	456	108	179,945
Umpqua Community College	0	0	0	0	0	0
TOTAL	6,641	10,958,264	169	259,873	6,810	11,218,137

OREGON INDEPENDENT COLLEGES

Concordia College	461	1,399,186	38	101,282	499	1,490,468
Eugene Bible College	113	285,912	0	0	113	285,912
George Fox College	731	2,265,654	0	0	731	2,265,654
Lewis and Clark College	1,831	7,730,936	0	0	1,831	7,730,936
Linfield College	1,019	2,950,395	0	0	1,019	2,950,395
Marylhurst College	433	1,758,474	0	0	433	1,758,474
Mount Angel Seminary	13	61,552	0	0	13	61,552
Multnomah School of the Bible	237	578,050	10	10,788	247	588,838
Northwest Christian College	0	560,103	0	0	0	560,103
Ntl. College of Naturopathic Med	119	1,061,350	0	0	119	1,061,350
Oregon College of Oriental Med	73	544,600	0	0	73	544,600
Oregon Graduate Institute	19	104,926	0	0	19	104,926
Oregon School of Arts & Crafts	11	25,243	0	0	11	25,243
Pacific Northwest College of Art	111	329,746	0	0	111	329,746
Pacific University	1,064	5,009,691	0	0	1,064	5,009,691
Reed College	386	923,677	6	18,325	392	942,002
University of Portland	1,055	4,072,828	0	0	1,055	4,072,828
Warner Pacific College	383	904,211	31	66,110	414	970,321
Western Baptist College	264	481,756	4	15,000	268	496,756
Western Con. Baptist Seminary	50	278,525	0	0	50	278,525
Western Evangelical Seminary	61	287,045	0	0	61	287,045
Western States Chiropractic College	243	1,714,000	0	0	243	1,714,000
Willamette University	1,239	6,418,000	13	48,350	1,252	6,466,350
TOTAL	9,918	39,733,860	102	259,855	10,018	39,993,715

TABLE B2 (b)

OREGON PROPRIETARY SCHOOLS	FEDERAL STAFFORD LOAN (SUBSIDIZED)		FEDERAL STAFFORD LOAN (UNSUBSIDIZED)		TOTAL STAFFORD LOANS	
	No.	\$	No.	\$		
A'Art College of Beauty	49	112,575	0	0	49	112,575
Academy of Hair Design	27	63,235	1	2,625	28	65,860
* Apollo College Med/Dent Careers	281	684,468			281	684,468
* Artistic School of Hair Design	81	196,292			81	196,292
Astoria Beauty College	0	64,875	0	0	0	64,875
Basslet College	105	261,257	3	6,849	108	268,106
* Beau Monde Col. of Hair Design	79	173,624			79	173,624
* Broadcast Professionals	17	43,625			17	43,625
* Business Computer Training Institute	80	206,226			80	206,226
College America (Bradford)	133	252,479	8	13,089	141	265,568
College of Cosmetology	20	41,595	1	480	21	42,075
College of Hair Design Careers	44	101,213	0	0	44	101,213
* College of Legal Arts	139	334,657			139	334,657
Columbia College of Business	300	755,104	0	0	300	755,104
Commercial Training Services	18	40,456	0	0	18	40,456
Concorde Career Institute	343	500,374	0	0	343	500,374
Delta College (all campuses)	694	1,377,193	60	131,918	754	1,509,111
* Diesel Truck Driving School	427	825,734			427	825,734
East West Col. of Healing Arts	59	121,625			59	121,625
* Edward Wadsworth Institute of Hair	54	100,250	1	875	55	101,125
Intl. Inst. Transportation Resources	42	110,195			42	110,195
* ITT Technical Institute	689	1,912,932	0	0	689	1,912,932
Lady Helen's School of Beauty	9	23,625			9	23,625
La Grande College of Business	19	45,205	0	0	19	45,205
Magee Bros. Beaverton School Beauty	38	78,786	0	0	38	78,786
* Milwaukie Beauty School	6	15,750	0	0	6	15,750
Moler Barber College, Inc.	35	89,175			35	89,175
Neon Art/MED-HELP	9	11,580	0	0	9	11,580
Newport Aca Cos Career	5	13,125	0	0	5	13,125
Northwest Nannies Institute	36	58,506	2	2,139	38	60,645
Oregon City Beauty School	26	67,589	1	2,625	27	70,214
Oregon College of Beauty & Barber	4	7,366	0	0	4	7,366
* Oregon Denturist College	10	26,141	0	0	10	26,141
Oregon Polytechnic Institute	64	146,546			64	146,546
Phagans' Beauty College (CORVALLIS)	86	148,553	1	1,905	87	150,458
Phagans' Central Oregon Beauty (BEND)	79	182,658	0	0	79	182,658
Phagans' Gateway Col. Beauty (PORTLAND)	28	59,480	0	0	28	59,480
Phagans' Medford Beauty School	49	118,949	0	0	49	118,949
* Phagans' School of Beauty (SALEM)	78	145,818	0	0	78	145,818
Phagans' School of Hair Design (PORTLAND)	43	100,256			43	100,256
Phagans' Tigard Beauty School	34	72,977	0	0	34	72,977
* Pioneer Pacific College	311	598,900	16	26,629	327	625,529
Roseburg Beauty School	21	39,363			21	39,363
* Springfield College of Beauty	58	124,053	0	0	58	124,053
Tara Lara Academy K9 Hair Design	50	92,399			50	92,399
Trend College - Eugene	299	658,427	0	0	299	658,427
Trend College - Portland	218	480,310	0	0	218	480,310
* Trend College - Salem	541	1,182,007	0	0	541	1,182,007
* Tualatin College of Beauty	31	66,423			31	66,423
University Beauty College	26	59,180			26	59,180
* West Coast Training	146	328,423	0	0	146	328,423
* Western Culinary Institute	429	1,067,564			429	1,067,564
Western Business College	537	1,238,504			537	1,238,504
* Western Medical College	105	258,543	0	0	105	258,543
Western Truck School	9	22,386			9	22,386
<b>TOTAL</b>	<b>7,120</b>	<b>15,908,551</b>	<b>94</b>	<b>189,134</b>	<b>7,214</b>	<b>16,097,685</b>

\* OSSC-GUARANTEED LOANS ONLY, ALL STAFFORD DISPLAYED AS "SUBSIDIZED."

DATA NOT REPORTED.

TABLE B3 (a)

OTHER FEDERALLY GUARANTEED LOANS: SLS, PLUS, HEAL  
\$42,021,474 REPORTED

SUMMARY	FEDERAL SLS LOAN		FEDERAL PLUS LOAN		FEDERAL HEAL LOAN	
	No.	\$	No.	\$	No.	\$
OREGON PUBLIC 4-YR COLLEGES	3,202	9,289,892	1,605	4,940,284	22	136,606
OREGON PUBLIC 2-YR COLLEGES	579	1,445,681	94	251,475	0	0
OREGON INDEPENDENT COLLEGES	2,948	11,067,769	1,256	3,935,015	195	1,660,286
OREGON PROPRIETARY SCHOOLS	2,755	7,418,200	572	1,876,266	0	0
STATE-WIDE TOTAL	9,484	29,221,542	3,527	11,003,040	217	1,796,892

## OREGON PUBLIC 4-YR COLLEGES

Eastern Oregon State College	136	309,215	55	170,995	0	N/A
Or Health Sciences U	550	1,718,910	16	53,428	22	136,606
Oregon Institute of Technology	521	1,448,905	88	276,411	0	N/A
Oregon State University	289	785,705	375	1,305,338		
Portland State University	729	2,150,855	149	529,197	0	N/A
Southern Oregon State College	267	722,955	128	423,378	0	N/A
University of Oregon	600	1,874,066	645	1,660,000	0	N/A
Western Oregon State College	110	279,281	149	521,537	0	N/A
TOTAL	3,202	9,289,892	1,605	4,940,284	22	136,606

## OREGON PUBLIC 2-YR COLLEGES

Central Oregon Community College	32	77,138	9	24,757	0	N/A
Chemeketa Community College	12	30,378	18	50,285	0	N/A
Clackamas Community College	42	114,025	5	13,696	0	N/A
Clatsop Community College	0	0	1	500	0	N/A
Lane Community College	58	137,826	10	27,179	0	N/A
Linn-Benton Community College	28	73,530	12	33,708	0	N/A
Mount Hood Community College	128	298,573	14	29,101	0	N/A
Portland Community College	262	672,347	16	47,132	0	N/A
Southwestern Or Community College	12	31,232	2	5,069	0	N/A
Treasure Valley Community College	5	10,632	7	20,048	0	N/A
TOTAL	579	1,445,681	94	251,475	0	0

## OREGON INDEPENDENT COLLEGES

Concordia College	175	588,450	18	57,633	0	N/A
Eugene Bible College	33	97,688	20	60,488	0	N/A
George Fox College	78	260,691	170	652,120	0	N/A
Lewis and Clark College	811	2,560,878	233	250,895	0	N/A
Linfield College	78	270,655	250	949,237	0	N/A
Marylhurst College	322	1,342,834	2	11,503	0	N/A
Multnomah School of the Bible	25	66,126	21	72,941	0	N/A
Northwest Christian College	0	0	1	4,000	0	N/A
Ntl. College of Naturopathic Med	103	416,527	2	8,000	0	N/A
Oregon College of Oriental Med	47	159,800	0	0	0	N/A
Oregon Graduate Institute	8	26,231	0	0	0	N/A
Oregon School of Arts & Crafts	3	12,000	0	0	0	N/A
Pacific Northwest College of Art	39	130,916	14	50,318	0	N/A
Pacific University	405	1,436,098	127	432,920	190	1,611,103
Reed College	12	40,300	51	193,940	0	N/A
University of Portland	243	661,850	180	651,769	0	N/A
Warner Pacific College	95	267,471	42	99,417	0	N/A
Western Baptist College	33	117,408	21	75,234	0	N/A
Western Con. Baptist Seminary	1	4,000	0	0	0	N/A
Western Evangelical Seminary	4	10,496	0	0	0	N/A
Western States Chiropractic College	126	504,000	0	0	5	49,183
Willamette University	287	2,093,350	104	364,600	0	N/A
TOTAL	2,948	11,067,769	1,256	3,935,015	195	1,660,286

TABLE B3 (b)

OREGON PROPRIETARY SCHOOLS	FEDERAL SLS LOAN		FEDERAL PLUS LOAN		FEDERAL HEAL LOAN	
	No.	\$	No.	\$	No.	\$
A'Art College of Beauty	10	29,500	1	4,000	0	N/A
Apollo College Med/Dent Careers	94	224,530	13	38,702	0	N/A
Basist College	57	217,332	54	212,000	0	N/A
Beau Monde Col. of Hair Design	55	137,844	13	39,583	0	N/A
Business Computer Training Institute	72	109,627	2	6,208	0	N/A
College America (Bradford)	98	269,059	1	2,337	0	N/A
College of Legal Arts	102	330,727	4	13,500	0	N/A
Columbia College of Business	176	418,184	28	77,559	0	N/A
Concorde Career Institute	0	0	13	26,294	0	N/A
Delta College (all campuses)	237	521,694	20	42,590	0	N/A
East West Col. Healing Arts	60	125,832	6	20,000	0	N/A
Edward Wadsworth Institute of Hair	4	10,000	1	4,000	0	N/A
ITT Technical Institute	356	1,070,306	117	451,320	0	N/A
La Grande College of Business	10	24,000	0	0	0	N/A
Magee Bros. Beaverton School Beauty	0	0	1	4,000	0	N/A
Milwaukie Beauty School	0	0	1	4,000	0	N/A
Moler Barber College, Inc.	9	25,534	0	0	0	N/A
Neon Art/MED-HELP	8	13,000	1	4,000	0	N/A
Northwest Nannies Institute	0	0	2	5,455	0	N/A
Oregon Denturist College	10	31,500	0	0	0	N/A
Oregon Polytechnic Institute	134	357,781	22	69,274	0	N/A
Phagans' Beauty College (CORVALLIS)	0	0	1	4,000	0	N/A
Phagans' Gateway Col. Beauty (PORTLAND)	0	0	3	16,000	0	N/A
Phagans' School of Beauty (SALEM)	0	0	1	4,000	0	N/A
Phagans' School of Hair Design (PORTLAND)	0	0	1	4,000	0	N/A
Phagans' Tigard Beauty School	14	40,987	3	11,888	0	N/A
Pioneer Pacific College	157	270,243	17	35,955	0	N/A
Springfield College of Beauty	17	40,275	3	5,900	0	N/A
Tara Lane ACA K9 Hair Design	43	98,195	5	17,787	0	N/A
Trend College - Eugene	54	201,016	19	63,507	0	N/A
Trend College - Portland	34	128,793	12	39,035	0	N/A
Trend College - Salem	166	576,488	33	104,557	0	N/A
Tualatin College of Beauty	1	4,000	0	0	0	N/A
University Beauty College	0	0	1	3,658	0	N/A
West Coast Training	1	4,000	1	1,678	0	N/A
Western Culinary Institute	328	1,126,792	69	270,015	0	N/A
Western Business College	442	998,122	97	235,425	0	N/A
Western Medical College	6	13,839	6	13,839	0	N/A
<b>TOTAL</b>	<b>2,755</b>	<b>7,418,200</b>	<b>572</b>	<b>1,876,266</b>	<b>0</b>	<b>0</b>

DATA NOT REPORTED.



TABLE B4

## STATE OF OREGON LOAN PROGRAMS

\$736,596 REPORTED

SUMMARY	OREGON MED/DENT/ NURSING/VETERINARY LOAN		OR TEACHER CORPS SCHOLARSHIP/LOAN		OREGON RURAL NURSING LOAN	
	No.	\$	No.	\$	No.	\$
OREGON PUBLIC 4-YR COLLEGES	188	682,432	5	8,664	11	16,500
OREGON PUBLIC 2-YR COLLEGES	0	0	0	0	21	29,000
STATE-WIDE TOTAL	188	682,432	5	8,664	32	45,500

## OREGON PUBLIC 4-YR COLLEGES

Or Health Sciences U	188	682,432	0	0	1	1,500
Oregon Institute of Technology	0	N/A	0	0	1	1,500
Portland State University	0	N/A	1	1,332	0	0
Southern Oregon State College	0	N/A	1	2,000	9	13,500
Western Oregon State College	0	N/A	3	5,332	0	0
TOTAL	188	682,432	5	8,664	11	16,500

## OREGON PUBLIC 2-YR COLLEGES

Chemeketa Community College	0	N/A	0	0	2	2,500
Clackamas Community College	0	N/A	0	0	2	2,000
Clatsop Community College	0	N/A	0	0	2	3,000
Lane Community College	0	N/A	0	0	1	1,500
Linn-Benton Community College	0	N/A	0	0	1	1,500
Portland Community College	0	N/A	0	0	3	4,000
Rogue Community College	0	N/A	0	0	3	4,500
Southwestern Oregon Community College	0	N/A	0	0	2	3,000
Treasure Valley Community College	0	N/A	0	0	2	2,500
Umpqua Community College	0	N/A	0	0	3	4,500
TOTAL	0	0	0	0	21	29,000

TABLE B6

## STUDENT EMPLOYMENT PROGRAMS

\$19,562,183 REPORTED

SUMMARY	FED COLLEGE WORK-STUDY		NEED-BASED INSTITUTIONAL EMPLOYMENT		INSTITUTIONAL EMPLOYMENT NOT BASED ON NEED	
	No.	\$	No.	\$	No.	\$
OREGON PUBLIC 4-YR COLLEGES	3,859	4,210,945	309	231,263	2,528	2,354,870
OREGON PUBLIC 2-YR COLLEGES	3,568	3,974,133	0	0	668	871,942
OREGON INDEPENDENT COLLEGES	3,368	3,570,489	665	625,102	2,553	3,563,805
OREGON PROPRIETARY SCHOOLS	212	134,567	4	5,928	45	9,329
STATE-WIDE TOTAL	11,057	11,890,134	368	862,313	5,794	6,829,746

## OREGON PUBLIC 4-YR COLLEGES

Eastern Oregon State College	143	144,148	0	0	329	463,000
Or Health Sciences U	63	116,438	0	0	0	0
Oregon Institute of Technology	259	181,975	0	0	0	0
Oregon State University	574	436,815	0	0	0	0
Portland State University	551	1,180,420	0	0	0	0
Southern Oregon State College	533	296,951	309	231,263	1,233	925,136
University of Oregon	1,373	1,665,159	0	0	0	0
Western Oregon State College	363	177,041	0	0	998	936,732
TOTAL	3,859	4,210,945	309	231,263	2,528	2,354,870

## OREGON PUBLIC 2-YR COLLEGES

Blue Mountain Community College	83	49,436	0	0	XXX	56,656
Central Oregon Community College	148	159,174	0	0	0	0
Chemeketa Community College	815	508,493	0	0	0	0
Clackamas Community College	159	192,948	0	0	0	0
Cleap Community College	145	154,898	0	0	10	8,300
Lane Community College	413	781,075	0	0	0	0
Linn-Benton Community College	302	302,870	0	0	12	10,700
Mount Hood Community College	703	572,910	0	0	0	0
Portland Community College	578	810,841	0	0	646	798,288
Rogue Community College	78	93,145	0	0	0	0
Southwestern Oregon Community College	131	108,547	0	0	0	0
Treasure Valley Community College	125	89,942	0	0	0	0
Umpqua Community College	108	80,058	0	0	0	0
TOTAL	3,568	3,974,133	0	0	668	871,942

## OREGON INDEPENDENT COLLEGES

Concordia College	148	114,474	47	40,380	150	131,531
Eugene Bible College	4	10,035	33	37,214	0	0
George Fox College	200	253,492	568	450,636	0	0
Lewis and Clark College	799	680,911	0	0	125	93,007
Linfield College	629	812,718	0	0	98	86,553
Marylhurst College	58	80,823	0	0	0	0
Mulnomah School of the Bible	40	52,919	0	0	190	264,889
Northwest Christian College	24	33,271	XXX	83,598	0	0
NH. College of Naturopathic Med	30	22,197	0	0	0	0
Oregon College of Oriental Medicine	8	12,548	0	0	0	0
Oregon School of Arts & Crafts	3	3,223	17	13,272	0	0
Pacific Northwest College of Art	34	24,777	0	0	0	0
Pacific University	346	347,719	0	0	91	53,000
Reed College	247	163,040	0	0	640	682,319
University of Portland	219	230,800	0	0	895	1,545,882
Warner Pacific College	190	196,489	0	0	0	27,439
Western Baptist College	42	48,124	0	0	91	217,747
Western Con. Baptist Seminary	0	0	0	0	28	27,831
Western Evangelical Seminary	0	0	0	0	12	43,427
Western States Chiropractic College	98	37,880	0	0	0	0
Willamette University	281	652,099	0	0	237	440,000
TOTAL	3,368	3,570,489	665	625,102	2,553	3,563,805

## OREGON PROPRIETARY SCHOOLS

A/Art College of Beauty	0	0	4	5,928	0	0
Basist College	1	1,000	0	0	43	8,329
Delta College (Eugene)	39	15,448	0	0	0	0
ITT Technical Institute	32	58,428	0	0	0	0
Phagans' Tigard Beauty School	0	0	0	0	2	1,000
Trend College - Eugene	41	18,248	0	0	0	0
Trend College - Portland	52	24,219	0	0	0	0
Trend College - Salem	47	19,228	0	0	0	0
TOTAL	212	134,567	4	5,928	45	9,329

DATA NOT REPORTED.

XXX INCOMPLETE TOTAL

TABLE B6

## INSTITUTIONAL LONG-TERM LOANS

\$813,521 REPORTED

SUMMARY	NEED-BASED INSTITUTIONAL LOANS		INSTITUTIONAL LOANS NOT BASED ON NEED	
	No.	\$	No.	\$
OREGON PUBLIC 4-YR COLLEGES	163	425,957	101	106,330
OREGON INDEPENDENT COLLEGES	24	63,850	158	207,504
OREGON PROPRIETARY SCHOOLS	6	9,880	0	0
STATE-WIDE TOTAL	193	499,687	259	313,834
<b>OREGON PUBLIC 4-YR COLLEGES</b>				
Or Health Sciences U	133	402,231		
Oregon Institute of Technology	26	21,476		
Southern Oregon State College	4	2,250	26	31,330
University of Oregon	0	0	75	75,000
TOTAL	163	425,957	101	106,330
<b>OREGON INDEPENDENT COLLEGES</b>				
Linfield College	0	0	136	181,972
Reed College	24	63,850	0	0
Warner Pacific College	0	0	22	25,532
TOTAL	24	63,850	158	207,504
<b>OREGON PROPRIETARY SCHOOLS</b>				
Springfield College of Beauty	6	9,880	0	0
TOTAL	6	9,880	0	0

TABLE C1

MISCELLANEOUS AID FROM STATES  
\$3,896,728 REPORTED

SUMMARY	OREGON ESBFA GRANTS		OREGON VISTO VOUCHERS REDEEMED		OREGON WICHE GRANT		OTHER STATES' WICHE GRANTS		ALASKAN STUDENT LOANS		GRANTS FROM OTHER STATES	
	No.	\$	No.	\$	No.	\$	No.	\$	No.	\$	No.	\$
OREGON PUBLIC 4-YR COLLEGES	0	0	173	32,925	0	0	8	88,800	217	1,175,221	45	0
OREGON PUBLIC 2-YR COLLEGES	309	313,183	220	35,475	0	0	0	0	59	215,582	0	0
OREGON INDEPENDENT COLLEGES	0	0	45	8,200	130	183,029	283	658,196	247	1,143,874	18	18,783
OREGON PROPRIETARY SCHOOLS	0	0	12	2,200	0	0	0	0	5	24,450	0	0
<b>STATE-WIDE TOTAL</b>	<b>309</b>	<b>313,183</b>	<b>450</b>	<b>79,800</b>	<b>130</b>	<b>183,029</b>	<b>301</b>	<b>744,796</b>	<b>528</b>	<b>2,559,127</b>	<b>64</b>	<b>18,783</b>
<b>OREGON PUBLIC 4-YR COLLEGES</b>												
Eastern Oregon State College	0	N/A	7	1,075	0	N/A	0	N/A		118,508	0	0
Or Health Sciences U	0	N/A	1	25	0	N/A	8	88,800	4	14,250	0	0
Oregon Institute of Technology	0	N/A	7	1,400	0	N/A	0	N/A	6	28,350	0	0
Oregon State University	0	N/A	42	5,325	0	N/A						
Portland State University	0	N/A	15	1,975	0	N/A	0	N/A	0	0	40	45,573
Southern Oregon State College	0	N/A	14	3,750	0	N/A	0	N/A	50	199,113	5	14,941
University of Oregon	0	N/A	41	6,750	0	N/A	0	N/A	131	673,000		
Western Oregon State College	0	N/A	48	10,625	0	N/A	0	N/A	26	144,000		
<b>TOTAL</b>	<b>0</b>	<b>0</b>	<b>173</b>	<b>32,925</b>	<b>0</b>	<b>0</b>	<b>8</b>	<b>88,800</b>	<b>217</b>	<b>1,175,221</b>	<b>45</b>	<b>0</b>
<b>OREGON PUBLIC 2-YR COLLEGES</b>												
Blue Mountain Community College	14	12,000	3	975	0	N/A	0	N/A	3	11,384	0	0
Central Oregon Community College	18	18,380	6	850	0	N/A	0	N/A	6	17,553	0	0
Chemeketa Community College	5	4,800	9	1,225	0	N/A	0	N/A	7	31,725	0	0
Clackamas Community College	32	40,700	30	7,750	0	N/A	0	N/A	3	12,800	0	0
Cleopatra Community College	18	18,739	4	550	0	N/A	0	N/A	0	0	0	0
Lane Community College	18	33,504	43	7,675	0	N/A	0	N/A	12	41,895	0	0
Linn-Benton Community College	27	21,000	28	4,300	0	N/A	0	N/A	4	10,300	0	0
Mount Hood Community College	24	14,885	22	3,200	0	N/A	0	N/A	7	28,455	0	0
Portland Community College	35	64,552	51	5,075	0	N/A	0	N/A	13	48,420	0	0
Rogue Community College	28	18,980	6	925	0	N/A	0	N/A	0	0	0	0
Southwestern Or Community College	47	20,800	4	550	0	N/A	0	N/A	0	0	0	0
Treasure Valley Community College	15	13,900	6	925	0	N/A	0	N/A	4	15,050	0	0
Umpqua Community College	34	29,252	8	1,475	0	N/A	0	N/A	0	0	0	0
<b>TOTAL</b>	<b>309</b>	<b>313,183</b>	<b>220</b>	<b>35,475</b>	<b>0</b>	<b>0</b>	<b>0</b>	<b>0</b>	<b>59</b>	<b>215,582</b>	<b>0</b>	<b>0</b>
<b>OREGON INDEPENDENT COLLEGES</b>												
Concordia College	0	N/A	0	0	0	N/A	0	N/A	14	38,184	0	0
George Fox College	0	N/A	4	2,675	0	N/A	0	N/A	15	77,000	0	0
Lewis and Clark College	0	N/A	6	550	0	N/A	4	13,075	29	115,070	1	1,450
Linnfield College	0	N/A	11	1,900	0	N/A	0	N/A	11	58,256	0	0
Marylhurst College	0	N/A	0	0	0	N/A	0	N/A	1	5,500	0	0
Northwest Christian College	0	N/A	1	300	0	N/A	0	N/A	0	0	0	0
Ntl. College of Naturopathic Med	0	N/A	0	0	0	N/A	0	N/A	2	13,000	0	0
Oregon College of Oriental Medicine	0	N/A	0	0	0	N/A	0	N/A	1	6,500	0	0
Pacific Northwest College of Art	0	N/A	0	0	0	N/A	0	N/A	2	7,550	8	6,583
Pacific University	0	N/A	8	1,200	130	183,029	287	630,049	30	150,161	1	400
Reed College	0	N/A	0	0	0	N/A	0	N/A	8	38,900	9	5,380
University of Portland	0	N/A	5	950	0	N/A	0	N/A	88	388,551	0	0
Warner Pacific College	0	N/A	3	275	0	N/A	0	N/A	0	0	0	0
Western Baptist College	0	N/A	3	275	0	N/A	0	N/A	9	47,000	0	0
Western States Chiropractic College	0	N/A	0	0	0	N/A	2	13,072	0	0	0	0
Willamette University	0	N/A	4	1,075	0	N/A	0	N/A	37	198,200	0	0
<b>TOTAL</b>	<b>0</b>	<b>0</b>	<b>45</b>	<b>8,200</b>	<b>130</b>	<b>183,029</b>	<b>283</b>	<b>658,196</b>	<b>247</b>	<b>1,143,874</b>	<b>18</b>	<b>18,783</b>
<b>OREGON PROPRIETARY SCHOOLS</b>												
A'Art College of Beauty	0	N/A	0	0	0	N/A	0	N/A	1	5,000	0	0
Basist College	0	N/A	0	0	0	N/A	0	N/A	3	13,950	0	0
College America (Bradford)	0	N/A	1	25	0	N/A	0	N/A	1	5,500	0	0
Delta College (Eugene)	0	N/A	2	875	0	N/A	0	N/A	0	0	0	0
Mitwaide Beauty School	0	N/A	1	25	0	N/A	0	N/A	0	0	0	0
Northwest Nannies Institute	0	N/A	2	375	0	N/A	0	N/A	0	0	0	0
Phagens' Beauty College (CORVALLIS)	0	N/A	2	475	0	N/A	0	N/A	0	0	0	0
Pioneer Pacific College	0	N/A	1	25	0	N/A	0	N/A	0	0	0	0
Trend College - Eugene	0	N/A	1	500	0	N/A	0	N/A	0	0	0	0
Trend College - Salem	0	N/A	1	75	0	N/A	0	N/A	0	0	0	0
Western Business College	0	N/A	1	25	0	N/A	0	N/A	0	0	0	0
<b>TOTAL</b>	<b>0</b>	<b>0</b>	<b>12</b>	<b>2,200</b>	<b>0</b>	<b>0</b>	<b>0</b>	<b>0</b>	<b>5</b>	<b>24,450</b>	<b>0</b>	<b>0</b>

DATA NOT REPORTED.  
INCOMPLETE TOTAL.



TABLE C2

## MISC. GRANT PROGRAMS EXTERNAL TO INSTITUTIONS

\$7,434,650.00 REPORTED

SUMMARY	FOREIGN SCHOLARSHIPS		NON-GOVERNMENTAL GRANTS & SCHOLARSHIPS		NATIVE AMERICAN TRIBAL SCHOLARSHIPS	
	No.	\$	No.	\$	No.	\$
OREGON PUBLIC 4-YR COLLEGES	13	276,261	1,538	2,307,288	102	286,981
OREGON PUBLIC 2-YR COLLEGES	0	0	1,254	1,123,699	25	39,164
OREGON INDEPENDENT COLLEGES	10	208,422	1,719	3,069,605	5	27,330
OREGON PROPRIETARY SCHOOLS	0	0	1	100	1	5,800
<b>STATE-WIDE TOTAL</b>	<b>23</b>	<b>484,683</b>	<b>4,512</b>	<b>6,590,692</b>	<b>133</b>	<b>359,275</b>

## OREGON PUBLIC 4-YR COLLEGES

Eastern Oregon State College	0	0	126	158,113	9	6,800
Or Health Sciences U	0	0	74	135,338	0	0
Oregon Institute of Technology	0	0	0	0	27	55,270
Oregon State University			892	1,572,417	0	0
Portland State University	0	0	389	446,771	31	85,884
Southern Oregon State College	13	26,261	26	26,287	25	35,667
University of Oregon		250,000	0	0		60,000
Western Oregon State College			31	38,362	10	43,360
<b>TOTAL</b>	<b>13</b>	<b>276,261</b>	<b>1,538</b>	<b>2,307,288</b>	<b>102</b>	<b>286,981</b>

## OREGON PUBLIC 2-YR COLLEGES

Blue Mountain Community College	0	0		75,182	0	0
Central Oregon Community College	0	0	94	56,660	20	29,364
Clatsop Community College	0	0	60	18,000	0	0
Lane Community College	0	0	192	128,652	0	0
Linn-Benton Community College	0	0	755	614,430	0	0
Portland Community College	0	0	108	197,527	0	0
Treasure Valley Community College	0	0	45	33,248	0	0
Umpqua Community College	0	0	0	0	5	9,800
<b>TOTAL</b>	<b>0</b>	<b>0</b>	<b>1,254</b>	<b>1,123,699</b>	<b>25</b>	<b>39,164</b>

## OREGON INDEPENDENT COLLEGES

Concordia College	0	0	134	141,728	0	0
George Fox College	0	0	124	175,227	0	0
Lewis and Clark College	0	0	0	0	1	3,085
Linfield College	10	66,150	428	832,032	0	0
Marylhurst College	0	0	4	7,099	1	4,492
Multnomah School of the Bible	0	0	64	102,066	0	0
Natl. College of Naturopathic Med	0	0	0	0	2	12,400
Pacific University	0	0	223	681,746	0	0
Reed College	0	0	67	138,243	0	0
University of Portland		142,272	311	436,829	0	0
Western Baptist College	0	0	99	100,674	0	0
Western Conservative Baptist Sem/ary	0	0	23	27,961	0	0
Western States Chiropractic College	0	0	0	0	1	7,353
Willamette University	0	0	242	426,000	0	0
<b>TOTAL</b>	<b>10</b>	<b>208,422</b>	<b>1,719</b>	<b>3,069,605</b>	<b>5</b>	<b>27,330</b>

## OREGON PROPRIETARY SCHOOLS

Basist College	0	0	1	100	1	5,800
<b>TOTAL</b>	<b>0</b>	<b>0</b>	<b>1</b>	<b>100</b>	<b>1</b>	<b>5,800</b>

NO DATA REPORTED.

XXX INCOMPLETE TOTAL

TABLE C3

OTHER PROGRAMS EXTERNAL TO INSTITUTIONS  
\$5,658,847 REPORTED

SUMMARY	ALTERNATIVE LOANS		'OTHER'	
	No.	\$	No.	\$
OREGON PUBLIC 4-YR COLLEGES	15	89,752	530	1,057,326
OREGON PUBLIC 2-YR COLLEGES	5	14,800	113	199,813
OREGON INDEPENDENT COLLEGES	705	4,231,290	0	65,866
STATE-WIDE TOTAL	725	4,335,842	643	1,323,005

OREGON PUBLIC 4-YR COLLEGES

Eastern Oregon State College	0	0	32	126,437
Or Health Sciences U	11	74,752	0	0
Southern Oregon State College	0	0	37	240,322
Western Oregon State College	4	15,000	461	690,567
TOTAL	15	89,752	530	1,057,326

OREGON PUBLIC 2-YR COLLEGES

Blue Mountain Community College	0	0	0	124,237
Clackamas Community College	5	14,800	0	0
Lane Community College	0	0		26,571
Umpqua Community College	0	0	113	49,005
TOTAL	5	14,800	113	199,813

OREGON INDEPENDENT COLLEGES

George Fox College	6	30,000	0	0
Lewis and Clark College	526	2,812,165	0	0
Northwest Christian College	0	0		65,866
Ntl. College of Naturopathic Med	43	280,000	0	0
Reed College	5	29,125	0	0
Willamette University	125	1,080,000	0	0
TOTAL	705	4,231,290	0	65,866

NO DATA REPORTED.

XXX INCOMPLETE TOTAL.

TABLE C4

## MISCELLANEOUS FEDERAL PROGRAMS

\$380,316 REPORTED

SUMMARY	BUREAU OF INDIAN AFFAIRS SCHOLARSHIP		PAUL DOUGLAS CONGRESSIONAL TEACHER SCHOLARSHIP/LOAN		ROBERT BYRD CONGRESSIONAL SCHOLARSHIP	
	No.	\$	No.	\$	No.	\$
OREGON PUBLIC 4-YR COLLEGES	44	52,866	15	72,284	18	27,000
OREGON PUBLIC 2-YR COLLEGES	69	117,147	0	0	5	5,861
OREGON INDEPENDENT COLLEGES	5	22,488	13	65,000	11	16,500
OREGON PROPRIETARY SCHOOLS	2	1,170	0	0	0	0
STATE-WIDE TOTAL	120	193,671	28	137,284	34	49,361
<b>OREGON PUBLIC 4-YR COLLEGES</b>						
Eastern Oregon State College	15	2,400	1	5,000	0	0
Oregon Institute of Technology	0	0	2	10,000	0	0
Oregon State University	0	0	1	5,000	9	13,500
Portland State University	4	7,021	1	5,000	0	0
Southern Oregon State College	22	35,667	1	5,000	0	0
University of Oregon	0	0	2	10,000	9	13,500
Western Oregon State College	3	7,778	7	32,284	0	0
TOTAL	44	52,866	15	72,284	18	27,000
<b>OREGON PUBLIC 2-YR COLLEGES</b>						
Blue Mountain Community College	34	57,451	0	0	0	0
Central Oregon Community College	6	7,200	0	0	0	0
Lane Community College	0	0	0	0	5	5,861
Mount Hood Community College	11	16,800	0	0	0	0
Portland Community College	18	35,696	0	0	0	0
TOTAL	69	117,147	0	0	5	5,861
<b>OREGON INDEPENDENT COLLEGES</b>						
George Fox College	0	0	2	10,000	1	1,500
Lewis and Clark College	2	8,806	2	10,000	1	1,500
Linfield College	0	0	3	15,000	2	3,000
Pacific University	0	0	1	5,000	1	1,500
Reed College	0	0	0	0	5	7,500
University of Portland	1	10,532	1	5,000	0	0
Western Baptist College	1	1,650	1	5,000	0	0
Willamette University	1	1,500	3	15,000	1	1,500
TOTAL	5	22,488	13	65,000	11	16,500
<b>OREGON PROPRIETARY SCHOOLS</b>						
Columbia College of Business	1	1,000	0	0	0	0
Springfield College of Beauty	1	170	0	0	0	0
TOTAL	2	1,170	0	0	0	0

**TABLES D1 -- D3**  
**Staffing of financial aid offices,**  
**Numbers of students enrolled and proportions aided**



TABLE D1 (a)

## STAFFING OF FINANCIAL AID OFFICES

SUMMARY	PROFESSIONAL	CLERICAL	STUDENT	TOTAL
	STAFF	STAFF	STAFF	STAFF
	FTE	FTE	FTE	FTE
OREGON PUBLIC 4-YR COLLEGES	4.25	4.96	2.43	11.64
OREGON PUBLIC 2-YR COLLEGES	3.12	4.25	1.55	8.92
OREGON INDEPENDENT COLLEGES	1.59	1.06	0.59	3.24
OREGON PROPRIETARY SCHOOLS	1.47	0.38	0.04	1.89
AVERAGE BY SEGMENT				
<b>OREGON PUBLIC 4-YR COLLEGES</b>				
Eastern Oregon State College	2.00	2.00	2.00	6.00
Or Health Sciences U	2.00	2.00	2.00	6.00
Oregon Institute of Technology	2.75	3.00	1.50	7.25
Oregon State University				
Portland State University	7.00	8.00	4.00	19.00
Southern Oregon State College	3.00	4.75	4.00	11.75
University of Oregon	9.00	11.00	1.50	21.50
Western Oregon State College	4.00	4.00	2.00	10.00
AVERAGE	4.25	4.96	2.43	11.64
<b>OREGON PUBLIC 2-YR COLLEGES</b>				
Blue Mountain Community College	1.00	3.50	0.50	5.00
Central Oregon Community College	2.00	4.00	0.00	6.00
Chemeketa Community College	7.50	1.75	2.00	11.25
Clackamas Community College	2.00	2.50	3.00	7.50
Columbia Community College	2.00	2.00	1.00	5.00
Lane Community College	8.00	4.00	3.00	15.00
Linn-Benton Community College	4.00	5.75	1.00	10.75
Mount Hood Community College	1.00	6.00	1.50	8.50
Portland Community College	7.00	11.00	7.00	25.00
Rogue Community College	1.00	6.50	0.50	8.00
Southwestern Or Community College	1.00	4.00	0.15	5.15
Treasure Valley Community College	1.00	1.75	0.00	2.75
Umpqua Community College	3.00	2.50	0.50	6.00
AVERAGE	3.12	4.25	1.55	8.92
<b>OREGON INDEPENDENT COLLEGES</b>				
Concordia College	1.75	1.00	0.75	3.50
Eugene Bible College	1.00	0.00	0.00	1.00
George Fox College	3.00	2.00	0.50	5.50
Lewis and Clark College	4.00	5.50	2.00	11.50
Linfield College	3.75	2.50	1.25	7.50
Marylhurst College	2.00	1.50	1.00	4.50
Mount Angel Seminary	0.25	0.00	0.00	0.25
Multnomah School of the Bible	3.00	0.00	0.33	3.33
Northwest Christian College	1.00	0.00	2.00	3.00
Ntl. College of Naturopathic Med	0.50	0.00	0.00	0.50
Oregon College of Oriental Medicine	0.30	0.00	0.00	0.30
Oregon Graduate Institute	1.00	0.00	0.00	1.00
Oregon School of Arts & Crafts	1.00	0.00	0.00	1.00
Pacific Northwest College of Art	1.00	0.50	0.00	1.50
Pacific University	3.00	2.83	3.00	8.83
Reed College	1.00	2.00	0.00	3.00
University of Portland	2.00	2.60	2.00	6.60
Warner Pacific College	2.00	0.00	0.50	2.50
Western Baptist College	2.00	0.00	0.30	2.30
Western Conservative Baptist Seminary	0.50	0.25	0.00	0.75
Western Evangelical Seminary	0.10	0.50	0.00	0.60
Western States Chiropractic College	1.00	1.50	0.00	2.50
Willamette University	3.00	2.75	0.60	6.35
AVERAGE	1.59	1.06	0.59	3.24

TABLE D1 (b)

OREGON PROPRIETARY SCHOOLS	PROFESSIONAL	CLERICAL	STUDENT	TOTAL
	STAFF	STAFF	STAFF	STAFF
	AVE. FTE	AVE. FTE	AVE. FTE	AVE. FTE
A'Art College of Beauty	2.00	0.00	0.00	2.00
Academy of Hair Design	2.00	1.00	0.00	3.00
Apollo College of Med/Dent Careers				
Artistic School of Hair Design				
Astoria Beauty College				
Bassiet College	2.00	0.00	0.00	2.00
Beau Monde Col. of Hair Design				
Broadcast Professionals				
Business Computer Training Institute				
College America (Bradford)	1.00	0.00	0.50	1.50
College of Cosmetology				
College of Hair Design Careers	1.00	1.00	0.00	2.00
College of Legal Arts				
Columbia College of Business	2.00	0.00	0.00	2.00
Commercial Training Institute	1.00	0.00	0.00	1.00
Concorde Career Institute	2.00	0.00	0.00	2.00
Dallas College of Beauty & Barbering				
Delta College (all campuses)	5.00	0.00	0.00	5.00
Diesel Truck Driving School				
East West Col. Healing Arts				
Edward Wadsworth Institute of Hair	1.00	1.00	0.00	2.00
International Ins of Transportation Resources				
ITT Technical Institute				
Lady Helen's School of Beauty				
La Grande College of Business	0.00	0.00	0.00	0.00
Magee Bros. Beaverton School Beauty	0.50	0.00	0.00	0.50
Milwaukie Beauty School	1.00	0.00	0.00	1.00
Moler Barber College, Inc.				
Neon Art/MED-HELP	0.00	0.00	0.00	0.00
Newport Aca Cos Career				
Northwest Nannies Institute	0.00	0.00	0.00	0.00
Oregon City Beauty School	0.50	0.00	0.00	0.50
Oregon College of Beauty & Barber				
Oregon Denturist College	0.00	0.00	0.00	0.00
Oregon Polytechnic Institute				
Phagane' Beauty College (CORVALLIS)	0.00	0.00	0.00	0.00
Phagane' Central Oregon Beauty (BEND)	1.00	0.00	0.00	1.00
Phagane' Gateway Col. Beauty (PORTLAND)	1.00	1.00	0.00	2.00
Phagane' Medford Beauty School	2.00	1.00	0.00	3.00
Phagane' School of Beauty (SALEM)	1.00	0.00	0.00	1.00
Phagane' School of Hair Design (PORTLAND)				
Phagane' Tigard Beauty School	0.00	0.00	0.00	0.00
Pioneer Pacific College	2.00	1.00	0.00	3.00
Roseburg Beauty College				
Springfield College of Beauty	0.00	0.00	0.00	0.00
Tara Lara ACA K9 Hair Design				
Trend College - Eugene	0.00	0.00	0.00	0.00
Trend College - Portland	2.00	1.00	0.33	3.33
Trend College - Salem				
Tualatin College of Beauty				
University Beauty College				
West Coast Training	0.00	0.00	0.00	0.00
Western Culinary Institute				
Western Business College				
Western Medical College	0.00	0.00	0.00	0.00
Western Truck School				
AVERAGE	1.03	0.24	0.03	1.30

NO DATA REPORTED.

TABLE D2 (a)

UNDERGRADUATE ENROLLMENT,  
PROPORTION AIDED

	TOTAL UNDERGRADS ENROLLED	UNDUPLICATED UNDERGRADS AIDED BY ALL PROGRAMS		UNDUPLICATED UNDERGRADS AIDED BY NEED-BASED PROGRAMS	
			% OF UNDERGRADS ENROLLED		% OF UNDERGRADS ENROLLED
<b>OREGON PUBLIC 4-YR COLLEGES</b>					
Eastern Oregon State College	3,092	1,428	46.18%	1,202	38.87%
Or Health Sciences U	691	566	81.91%	519	75.11%
Oregon Institute of Technology	3,553	1,874	52.74%	1,665	46.86%
Oregon State University	11,430				
Portland State University	15,410	4,906	31.84%	4,376	28.40%
Southern Oregon State College	4,924	2,753	55.91%	2,220	45.09%
University of Oregon	14,934	5,030	33.68%	4,657	31.18%
Western Oregon State College	4,069	2,286	56.18%		
<b>OREGON COMMUNITY COLLEGES</b>					
Blue Mountain Community College	4,384	641	14.62%	623	12.04%
Central Oregon Community College	4,741	1,454	30.67%	1,081	22.80%
Chemeketa Community College	18,768	3,220	17.16%	3,000	15.98%
Clackamas Community College	12,919	1,542	11.94%	1,342	10.39%
Clatsop Community College	3,477	580	16.68%	409	11.76%
Lane Community College	15,978	3,136	19.63%	2,921	18.28%
Linn-Benton Community College	11,046	5,866	53.11%	2,189	19.82%
Mount Hood Community College	27,027	4,751	17.58%	3,724	13.78%
Portland Community College	51,379	8,439	16.42%	5,376	10.46%
Rogue Community College	5,041	1,565	31.05%	1,492	29.60%
Southwestern Or Community College	3,440				
Treasure Valley Community College	5,390	694	12.88%		
Umpqua Community College	3,732			1,359	36.41%
<b>OREGON INDEPENDENT COLLEGES</b>					
Concordia College	1,174	672	57.24%	536	45.66%
Eugene Bible College	235	232	98.72%	230	97.87%
George Fox College	1,381	968	70.09%	719	52.06%
Lewis and Clark College	1,934			913	47.21%
Linfield College	3,125	1,467	46.94%	1,027	32.86%
Marylhurst College	1,628	478	29.36%	455	27.95%
Mount Angel Seminary	45	17	37.78%	17	37.78%
Multnomah School of the Bible	589	478	81.15%	370	62.82%
Northwest Christian College	381				
Oregon School of Arts & Crafts	39	21	53.85%	21	53.85%
Pacific Northwest College of Art	220	149	67.73%	143	65.00%
Pacific University	1,011	832	82.29%	713	70.52%
Reed College	1,210	870	71.90%	556	45.95%
University of Portland	2,254	1,796	79.68%	1,306	57.94%
Warner Pacific College	591	450	76.14%		
Western Baptist College	478	433	90.59%	384	80.33%
Western States Chiropractic College	46	41	89.13%	41	89.13%
Willamette University	1,690	1,207	71.42%	1,140	67.46%

TABLE D2 (b)

OREGON PROPRIETARY SCHOOLS	TOTAL	UNDUPLICATED	% OF	UNDUPLICATED	% OF
	UNDERGRADS ENROLLED	UNDERGRADS AIDED BY ALL PROGRAMS	UNDERGRADS ENROLLED	UNDERGRADS AIDED BY NEED-BASED PROGRAMS	UNDERGRADS ENROLLED
A'Art College of Beauty	89	51	57.30%	51	57.30%
Academy of Hair Design	58	42	72.41%		
Astoria Beauty College	51	26	50.98%	26	50.98%
Bassist College	155	117	75.48%	65	41.94%
College America (Bradford)	213	153	71.83%	149	69.95%
College of Cosmetology	80	62	77.50%		
College of Hair Design Careers	90	39	43.33%		
Columbia College of Business	350	274	78.29%	204	58.29%
Commercial Training Institute	162			18	11.11%
Concorde Career Institute	515	387	75.15%	379	73.59%
Delta College (all campuses)	1,119	760	67.92%		
Edward Wadsworth Institute of Hair	147	90	61.22%	90	61.22%
ITT Technical Institute	913	786	86.09%	786	86.09%
La Grande College of Business	40	29	72.50%		
Magee Bros. Beaverton School Beauty		38		38	
Milwaukie Beauty School	83	50	60.24%		
Neon Art/MED-HELP	24				
Newport Aca Cos Career	30	10	33.33%	10	33.33%
Northwest Nannies Institute	70	44	62.86%		
Oregon City Beauty School	89	58	65.17%		
Oregon Denturist College	11	10	90.91%	10	90.91%
Phagans' Beauty College (CORVALLIS)	111	93	83.78%	93	83.78%
Phagans' Central Oregon Beauty (BEND)	157	105	66.88%	93	59.24%
Phagans' Gateway Col. Beauty (PORTLAND)	80	45	56.25%		
Phagans' Medford Beauty School	143	86	60.14%	82	57.34%
Phagans' School of Beauty (SALEM)	122	94	77.05%	94	77.05%
Phagans' Tigard Beauty School	71	45	63.38%	45	63.38%
Pioneer Pacific College	479	327	68.27%	311	64.93%
Springfield College of Beauty	94	58	61.70%	52	55.32%
Trend College - Eugene	532	433	81.39%		
Trend College - Portland	590	481	81.53%	433	73.39%
Trend College - Salem	1,016	893	87.89%	893	87.89%
West Coast Training	502				
Western Medical College	137	119	86.86%	119	86.86%

NO DATA REPORTED.

TABLE D3 (a)

TOTAL ENROLLMENT,  
FINANCIAL AID DOLLARS PER STUDENT

SUMMARY	TOTAL ENROLLMENT	UNDUPLICATED UNDERGRADS & GRADS AIDED	% OF TOTAL ENROLLED	TOTAL AID REPORTED	\$ PER STUDENT ENROLLED	\$ PER STUDENT AIDED
	No.	No.	%	No.	\$	\$
OREGON PUBLIC 4-YR COLLEGES	81,691			159,738,911		
OREGON PUBLIC 2-YR COLLEGES	167,322			63,504,382		
OREGON INDEPENDENT COLLEGES	24,985			138,264,410		
OREGON PROPRIETARY SCHOOLS	6,695			39,121,280		
<b>STATE-WIDE TOTAL</b>	<b>280,693</b>			<b>400,628,983</b>		
<b>OREGON PUBLIC 4-YR COLLEGES</b>						
Eastern Oregon State College	4,119 *	1,485	36.05%	6,529,133	1,585.13	4,306.72
Or Health Sciences U	1,804 *	1,550	85.92%	10,936,456	6,062.34	7,055.78
Oregon Institute of Technology	3,553 *	1,874	52.74%	9,282,378	2,612.55	4,953.24
Oregon State University	14,336 *			38,837,650	2,709.10	
Portland State University	22,560 *	5,818	25.79%	28,810,619	1,277.07	4,951.98
Southern Oregon State College	7,655 *	2,960	38.67%	14,621,545	1,910.98	4,942.08
University of Oregon	22,185 *	6,941	31.32%	38,795,549	1,750.31	5,589.33
Western Oregon State College	5,499 *	2,476	45.03%	11,918,572	2,167.41	4,813.64
	81,691			159,738,911		
<b>OREGON PUBLIC 2-YR COLLEGES</b>						
Blue Mountain Community College	4,384 *	641	14.62%	1,789,292	408.14	2,791.41
Central Oregon Community College	4,741 *	1,454	30.67%	3,225,153	680.27	2,218.12
Chemeketa Community College	18,768 *	3,220	17.16%	6,313,056	336.37	1,960.58
Clackamas Community College	12,919 *	1,542	11.94%	3,387,396	262.20	2,196.75
Clatsop Community College	3,477 *	580	16.68%	1,232,834	354.57	2,125.58
Lane Community College	15,978 *	3,136	19.63%	9,642,669	603.50	3,074.83
Linn-Benton Community College	11,046 *	5,866	53.11%	7,326,268	663.25	1,248.94
Mount Hood Community College	27,027 *	4,751	17.58%	6,001,588	222.06	1,263.23
Portland Community College	51,379 *	8,439	16.42%	16,944,496	329.79	2,007.88
Rogue Community College	5,041 *	1,565	31.05%	3,024,443	599.97	1,932.55
Southwestern Or Community College	3,440 *			1,633,059	474.73	
Treasure Valley Community College	5,390 *	694	12.88%	1,028,911	190.89	1,482.58
Umpqua Community College	3,732 *			1,955,217	523.91	
	167,322			63,504,382		
<b>OREGON INDEPENDENT COLLEGES</b>						
Concordia College	1,341 *	709	52.87%	5,088,640	3,794.66	7,177.21
Eugene Bible College	235 *	232	98.72%	851,315	3,622.62	3,669.46
George Fox College	1,570 *	1,078	68.66%	8,799,149	5,604.55	8,162.48
Lewis and Clark College	4,142 *			23,682,884	5,717.74	
Linfield College	3,200 *	1,470	45.94%	12,506,419	3,908.26	8,507.77
Marylhurst College	1,874 *	570	30.42%	4,171,822	2,226.16	7,318.99
Mount Angel Seminary	128 +	23	17.97%	81,852	639.47	3,558.78
Multnomah School of the Bible	793 *	560	70.62%	2,513,333	3,169.40	4,488.09
Northwest Christian College	426 *			1,338,691	3,142.47	
Ntl. College of Naturopathic Med	174 +	121	69.54%	2,033,711	11,687.99	16,807.53
Oregon College of Oriental Medicine	132 +	85	64.39%	723,448	5,480.87	8,511.15
Oregon Graduate Institute	568 +			1,040,298	1,831.51	
Oregon School of Arts & Crafts	39 *	21	53.85%	90,141	2,311.31	4,292.43
Pacific Northwest College of Art	220 *	149	67.73%	906,723	4,121.47	6,085.39
Pacific University	1,696 *	1,410	83.14%	16,235,036	9,572.54	11,514.21
Reed College	1,230 *	874	71.06%	9,429,662	7,666.39	10,789.09
University of Portland	2,716 *	2,028	74.67%	17,418,271	6,413.21	8,588.89
Warner Pacific College	608 *	450	74.01%	3,104,952	5,108.83	6,899.89
Western Baptist College	478 *	433	90.59%	2,199,112	4,600.65	5,078.78
Western Conservative Baptist Seminary	649 +			439,962	677.91	
Western Evangelical Seminary				444,314		
Western States Chiropractic College	363 *	286	78.79%	2,808,230	7,736.17	9,818.99
Willamette University	2,403 *	1,735	72.20%	22,356,445	9,303.56	12,865.56
	24,985			138,264,410		

TABLE D3 (b)

OREGON PROPRIETARY SCHOOLS	TOTAL ENROLLMENT	UNDUPLICATED UNDERGRADS & GRADS AIDED	% OF TOTAL ENROLLED	TOTAL AID REPORTED	\$ PER STUDENT ENROLLED	\$ PER STUDENT AIDED
	No.	No.	%	No.	\$	\$
A'Art College of Beauty	89 +	51	57.30%	234,748	2,637.62	4,602.90
Academy of Hair Design	58 +	42	72.41%	130,412	2,248.48	3,105.05
Apollo College of Med/Dent Careers				947,700		
Artistic School of Hair Design				337,943		
Astoria Beauty College	51 +	26	50.98%	129,750	2,544.12	4,990.36
Basel College		117		922,217		7,882.20
Beau Monde Col. of Hair Design				476,062		
Broadcast Professionals				94,513		
Business Computer Training Institute				321,061		
College America (Bradford)	213 +	153	71.83%	674,569	3,166.99	4,408.95
College of Cosmetology	80 +	62	77.50%	123,936	1,549.20	1,998.97
College of Hair Design Careers	90 +	39	43.33%	173,414	1,926.82	4,446.51
College of Legal Arts				930,149		
Columbia College of Business	350 +	274	78.29%	1,665,780	4,759.37	6,079.49
Commercial Training Institute	162 +			40,456	249.73	
Concorde Career Institute	515 +	387	75.15%	1,221,228	2,371.32	3,155.63
Delta College (all campuses)	1,119 +	760	67.92%	3,366,523	3,008.51	4,429.64
Diesel Truck Driving School				825,734		
East West Col. Healing Arts				302,577		
Edward Wadsworth Institute of Hair	147 +	90	61.22%	254,003	1,727.91	2,822.26
International Ins of Transportation Resources				110,195		
ITT Technical Institute		786		4,639,156		5,902.23
Lady Helen's School of Beauty				23,625		
La Grande College of Business	40 +	29	72.50%	113,861	2,846.53	3,926.24
Magee Bros. Beaverton School Beauty		38		136,764		3,599.05
Milwaukie Beauty School	83 +	50	60.24%	96,377	1,161.17	1,927.54
Moler Barber College, Inc.				194,169		ERR
Neon Art/MED-HELP	24 +			28,580	1,190.83	ERR
Newport Aca Cos Career	30 +	10	33.33%	27,325	910.83	2,732.50
Northwest Nannies Institute		44		111,075		2,524.43
Oregon City Beauty School	69 +	58	65.17%	166,430	1,870.00	2,869.48
Oregon College of Beauty & Barber				37,476		ERR
Oregon Denturist College		10		66,741		6,674.10
Oregon Polytechnic Institute				884,964		ERR
Phagans' Beauty College (CORVALLIS)	111 +	93	83.76%	321,129	2,893.05	3,453.00
Phagans' Central Oregon Beauty (BEND)	157 +	105	66.88%	358,343	2,282.44	3,412.79
Phagans' Gateway Col. Beauty (PORTLAND)	80 +	45	56.25%	133,704	1,671.30	2,971.20
Phagans' Medford Beauty School	143 +	86	60.14%	271,107	1,895.85	3,152.41
Phagans' School of Beauty (SALEM)	122 +	94	77.05%	300,236	2,460.95	3,194.00
Phagans' School of Hair Design (PORTLAND)				164,855		ERR
Phagans' Tigard Beauty School	71 +	45	63.38%	178,468	2,513.63	3,965.96
Pioneer Pacific College		327		1,288,939		3,941.71
Roseburg Beauty College				87,315		ERR
Springfield College of Beauty	94 +	58	61.70%	267,418	2,844.87	4,810.66
Tara Lara ACA K9 Hair Design				271,013		ERR
Trend College - Eugene	532 +	433	81.39%	1,810,135	3,402.51	4,180.45
Trend College - Portland	590 +	481	81.53%	2,922,629	4,953.61	6,076.15
Trend College - Salem	1,018 +	893	87.89%	3,469,422	3,414.79	3,885.13
Tualatin College of Beauty				115,829		
University Beauty College				111,872		
West Coast Training	502 +			435,224	866.98	
Western Culinary Institute				2,454,371		
Western Business College				3,835,740		
Western Medical College	137 +	119	86.86%	491,632	3,588.55	4,131.36
Western Truck School				22,386		ERR
	6,695			39,121,280		

DATA NOT REPORTED

XXX INCOMPLETE TOTAL

\* ANNUAL HEADCOUNT ENROLLMENT IN CREDIT-BEARING COURSES: FROM 1993 FEDERAL "FISAP," PART II, LINE 6(a)(b).

+ ANNUAL HEADCOUNT ENROLLMENT REPORTED BY THE INSTITUTION FOR THIS PUBLICATION.

GLOSSARY

**ALASKAN STUDENT LOAN:** This program is similar to the Federal Stafford Loan Program, but is open to only residents of Alaska. Loans are guaranteed by the State of Alaska, rather than the U.S. Department of Education.

**ALT LOANS** (see "Alternative" Loan Programs)

**"ALTERNATIVE LOANS":** These are non-need-based loan programs from a variety of lending organizations. Borrowers (frequently parents, rather than students) must be credit worthy. Large loans (\$20,000 or more annually) are possible, interest is charged at market rates from the beginning of the loan period, and repayment is not necessarily deferred until after the in-school period.

**BIA** (see Bureau of Indian Affairs)

**BUREAU OF INDIAN AFFAIRS SCHOLARSHIPS:** These are grants of Federal funds made to Native American students based on the tribal affiliation of the individual. Awards are administered by regional offices of the Bureau of Indian Affairs, and specific eligibility criteria may differ between regions and tribes.

**BYRD SCHOLARSHIP** (see Federal Robert Byrd Honors Scholarship)

**CASH AWARD** (see Oregon Cash Award)

**CWS** (see Federal College Work-Study Program)

**ECONOMIC SELF-SUFFICIENCY FINANCIAL AID PROGRAM:** This State of Oregon program makes it possible for community colleges to award grants to students in non degree programs who are *not eligible* to participate in major State and Federal student financial aid programs.

**ESSFA** (see Economic Self-sufficiency Financial Aid Program)

**FEDERAL COLLEGE WORK-STUDY PROGRAM:** This employment program is administered by the U.S. Department of Education and participating institutions. Awards are need-based and are open to graduate students as well as undergraduates. Employers may be participating institutions or off-campus agencies. Student wages are a mixture of Federal allocations and employer dollars.

**FEDERAL FAMILY EDUCATION LOAN (FFEL) PROGRAMS:** This is the name for a complex of Federal student loan guarantee programs administered cooperatively by private lenders, local guarantee agencies, and post-secondary institutions (see Federal Stafford Loan, Federal PLUS Loan, and Federal SLS Loan)

**FEDERAL HEALTH EDUCATION ASSISTANCE LOAN (HEAL) PROGRAM:** This is a need-based Federal program similar to the Federal Stafford Loan, but open only to graduate and professional students in health professions fields. Students borrow from banks and other commercial lenders. Repayments commence after the end of the in-school period. Interest at market rates accrues throughout the

life of these loans.

**FEDERAL HEALTH PROFESSIONS DISADVANTAGED STUDENT SCHOLARSHIP:** This Federal program is administered by the U.S. Department of Health and Human Services and participating institutions. The program is open to students of medicine, dentistry, and osteopathic medicine who demonstrate extreme financial need *and* come from disadvantaged backgrounds.

**FEDERAL HEALTH PROFESSIONS EXCEPTIONAL FINANCIAL NEED SCHOLARSHIP:** This Federal program is administered by the U.S. Department of Health and Human Services and participating institutions. Awards are open to first-year students of medicine, dentistry, optometry, and veterinary medicine demonstrating extreme financial need.

**FEDERAL HEALTH PROFESSIONS LOAN PROGRAM:** This Federal program is administered by the U.S. Department of Health and Human Services and participating institutions. Awards are open to students of medicine, dentistry, optometry, and veterinary medicine. This program is similar in structure to the Federal Perkins Loan Program.

**FEDERAL NURSING LOAN PROGRAM:** This "campus-based" Federal program is administered by the U.S. Department of Health and Human Services and participating institutions. The program is need-based and open only to students of nursing. This program is similar in structure to the Federal Perkins Loan Program.

**FEDERAL PAUL DOUGLAS CONGRESSIONAL TEACHER SCHOLARSHIP/**

**LOAN PROGRAM:** This is a Federal program administered in Oregon by the Oregon State Scholarship Commission. Awardees must demonstrate high levels of academic merit and must state the intention to pursue teaching at the elementary or secondary level as a career. Awards are not based on need. Awards are technically loans, but they do not have to be repaid if the recipient teaches two years for each year in which an award was received.

**FEDERAL PELL GRANT:** This Federal program administered by the U.S. Department of Education provides grants to extremely needy undergraduate students.

**FEDERAL PERKINS LOAN PROGRAM:** This "campus-based" Federal program is administered by the U.S. Department of Education and participating institutions. Awards are need-based and open to graduate students, as well as undergraduates. Participating institutions make loans to students from a recirculating fund made up of annual Federal contributions, institutional matching funds, and repayments (with interest) from prior borrowers at the institution. Loans are collected by the institutions.

**FEDERAL PLUS/SLS LOAN PROGRAMS:** These Federal programs are variants of the Federal Stafford Loan Program for independent undergraduates, graduate students and the parents of dependent undergraduates. Loans under these programs are not based on need. The Oregon State Scholarship Commission is the "guarantee agency" for most Oregon lending institutions. Numbers and dollars in the summary reflect student borrowing through all guarantee agen-



cies, not merely loans guaranteed by OSSC.

**FEDERAL ROBERT BYRD HONORS SCHOLARSHIP:** This Federal program is administered in Oregon by the Oregon State Scholarship Commission. Awards are renewable academic merit scholarships of \$1500 for graduating high school seniors.

**FEDERAL STAFFORD LOAN PROGRAM:** This is a Federal program administered by the U.S. Department of Education. Through this program are made to undergraduates and graduate students. Loan may be need-based ("subsidized") or not based on need ("unsubsidized"). Students borrow from banks and other financial institutions. Loans are guaranteed against default by the Federal government. The program is administered locally by designated "guarantee agencies," which buy defaulted loans from lenders, and are then reimbursed by the U.S. Department of Education. Loans in good standing are collected by the lenders or subsequent holders of the notes (loans may be sold). Defaulted loans are collected by guarantee agencies. The Oregon State Scholarship Commission is the guarantee agency for most of these loans in Oregon. Loan numbers and dollars in the summary reflect student borrowing through all guarantee agencies, not merely loans guaranteed by OSSC.

**FEDERAL SUPPLEMENTAL EDUCATIONAL OPPORTUNITY GRANT PROGRAM:** This is a "campus-based" Federal program administered by the U.S. Department of Education and participating institutions. Awards are need-based and open to undergraduates only. Pell Grant recipients with

remaining financial need are given priority in the awarding process for this program.

**FFEL LOAN PROGRAMS:** (see Federal Family Education Loan Programs)

**FOREIGN SCHOLARSHIPS:** Awards in this category are miscellaneous grants and scholarships from governments, individuals and organizations outside of the United States.

**G.I. BILL** (see Veterans benefits)

**GRANTS FROM AGENCIES IN OTHER STATES:** These are awards made to students at Oregon colleges by agencies in other states comparable to the Oregon State Scholarship Commission.

**HEAL** (see Federal Health Education Assistance Loan Program)

**HP DIS** (see Federal Health Professions Disadvantaged Student Scholarship)

**HP EFN** (see Federal Health Professions Exceptional Financial Need Scholarship)

**INSTITUTIONAL LOANS:** These are loans from miscellaneous institutional sources which are to be repaid after the student is no longer enrolled at the institution.

**INSTITUTIONAL GRANTS:** Grants in this category are administered by institutions from sources such as endowment earnings and general operating funds.

**INSTITUTIONAL STUDENT EMPLOYMENT:** Wages in this category are funded wholly by institutional sources.

**INSTITUTIONALLY CONTROLLED EXTERNAL GRANTS:** Grants in this category are funded by sources outside of the institution, with awardees chosen by the institution, not the donor of the funds.

**NATIVE AMERICAN TRIBAL SCHOLARSHIPS:** These are grants made available by individual tribal organizations. Eligibility criteria may differ between tribal organizations.

**NDSL** (see Federal Perkins Loan Program)

**NEED GRANT** (see Oregon Need Grant)

**NEED ANALYSIS:** This process is used to estimate a student's need for financial assistance to help meet educational expenses. Need analysis systems typically consist of two components: a) a determination of the applicant's ability to contribute toward educational expenses on an annual basis; and b) an estimate of the annual educational expenses themselves.

**NEED-BASED:** This is a term used to describe awards that include "need analysis" as one of the primary selection criteria.

**NO-NEED:** This is a term used to describe awards that do not include "need analysis" among the selection criteria.

**NON-GOVERNMENTAL GRANTS AND SCHOLARSHIPS:** This category includes miscellaneous grants and scholarships from private organizations that make their own award determinations (institutions do not participate in the selection process).

**OREGON STATE SCHOLARSHIP COMMISSION:** The State of Oregon agency assigned with administrative responsibility for state-funded student financial aid programs such as the Oregon Need Grant. The agency is also authorized by the U.S. Department of Education to be a "guarantee agency" in the Federal Stafford Loan and Federal PLUS/SLS Programs.

**OREGON NATIONAL GUARD SCHOLARSHIP:** This state-supported program is open to undergraduate students who are members of the Oregon Army National Guard and Oregon Air National Guard attending public and private non profit 2-year and 4-year colleges in Oregon. Awards are not based on need.

**OREGON NURSING LOAN:** This program administered by the Oregon State Scholarship Commission makes "forgivable" loans to undergraduate nursing students in Oregon. One year of the loan is forgiven for each year of qualifying rural practice in Oregon.

**OREGON NEED GRANT PROGRAM:** This program is administered by the Oregon State Scholarship Commission from funds appropriated by the Oregon Legislature. Awards are for students with great need, and vary according to institutional costs. Awardees must be residents of Oregon and must be attending public or private non profit institutions located in Oregon.

**OREGON MEDICAL/DENTAL/NURSING/VETERINARY LOAN PROGRAM:** Administered by the Oregon State Scholarship Commission, this need-based loan program uses funds from the Oregon Division of State Lands to make loans to students in

relevant programs at Oregon Health Sciences University.

**OREGON CASH AWARD PROGRAM:** Administered by the Oregon State Scholarship Commission from funds appropriated by the Oregon Legislature, this renewable grant program makes awards based on academic merit and need. New awardees are chosen from graduates of Oregon high schools each year, and must attend public or private non profit colleges in Oregon.

**OREGON WICHE** (see Western Interstate Commission on Higher Education Program)

**OREGON TEACHER CORPS SCHOLARSHIP/LOAN:** This is a program administered by the Oregon State Scholarship Commission from funds appropriated by the Oregon Legislature. Awardees are teacher certification candidates at Oregon colleges who are academic high achievers. Eligibility is not based on need. Priority is given to qualifying students seeking certification in "scarce endorsement" subject areas, minority students, and students who intend to teach in remote, hard-to-serve localities in Oregon. Awards are technically loans, to be repaid with interest, but awardees who teach in Oregon for three out of the five years following certification will have their loans canceled.

**OREGON BARBER AND HAIRDRESSER GRANT PROGRAM:** This program administered by the Oregon State Scholarship Commission is open to students of cosmetology and barbering at participating institutions in Oregon. Funding is through a state-

administered endowment created from funds (licensing fees) made available by the Oregon Barber and Hairdressers Board.

**OSSC** (see Oregon State Scholarship Commission)

**OTHER EXTERNAL PROGRAMS:** This category is for sources of financial aid funds that do not fit in any of the other categories listed.

**PESIC** (see Purchase of Educational Services from Independent Colleges)

**PURCHASE OF EDUCATIONAL SERVICES FROM INDEPENDENT COLLEGES:** This program reimburses some independent colleges in Oregon for a portion of the costs associated with the education of Oregon resident undergraduates. Funds must be used by participating colleges for grants to needy Oregon undergraduates.

**RESERVE OFFICER TRAINING CORPS AND OTHER MILITARY SCHOLARSHIPS:** Listed in this category are awards from any of several scholarship programs open to students participating in ROTC or enlisted in a branch of the military services of the United States.

**ROTC** (see Reserve Officer Training Corps)

**SEOG** (see Federal Supplemental Educational Opportunity Grant Program)

**TUITION AND FEE REMISSION PROGRAMS:** This category includes institutional programs that provide free tuition and fees to eligible students. Graduate students frequently receive tuition and fee remissions in exchange

for teaching services, and independent colleges sometimes provide tuition remissions for undergraduate students who are children of employees of the institution.

**UNDUPLICATED STUDENTS:** In an environment where many students receive awards from more than one program, the "unduplicated number of students" is the number of individuals aided through all combinations of listed programs and sources.

**VETERANS BENEFITS:** This category includes several programs of the U.S. Department of Defense which provide monthly stipends to veterans enrolled in postsecondary institutions. Awards are not based on need and may include funds withheld from the salary of the individual while on active duty.

**VISTO:** (see Volunteers in Service to Oregon)

**VOLUNTEERS IN SERVICE TO OREGON:** Through this program Oregon youth (16 through 19 years of age) can earn tuition vouchers through approved volunteer community service activities. Participating volunteers earn a \$25 tuition voucher for every eight hours of qualifying service. VISTO vouchers may be redeemed at Oregon colleges and trade schools eligible to participate in Federal student financial aid programs.

**WESTERN INTERSTATE COMMISSION ON HIGHER EDUCATION (WICHE) PROGRAM:** This is a program in which member states make grants to their residents attending out-of-state colleges and independent colleges for professional programs (law, medicine, etc.) not offered by their own public colleges and universi-

ties. Participants who are out-of-state students at public colleges and universities receive grants for tuition costs in excess of those charged by public colleges in their home states. Students at independent institutions receive grants equal to one-third of tuition costs. For the purposes of this publication, "WICHE" refers to benefits paid to out-of-state students attending Oregon institutions, while "Oregon WICHE" refers to benefits paid to Oregon residents attending independent colleges in Oregon.

**WICHE** (see Western Interstate Commission on Higher Education Grant Programs).

**Oregon State Scholarship Commission  
1500 Valley River Drive, Suite 100  
Eugene, OR 97401  
(503) 687-7400**