

DOCUMENT RESUME

ED 386 246

JC 950 437

TITLE Class of 1994 Graduate Follow-Up Report, Onondaga Community College.

INSTITUTION Onondaga Community Coll., Syracuse, NY.

PUB DATE [95]

NOTE 51p.

PUB TYPE Reports - Research/Technical (143) -- Tests/Evaluation Instruments (160)

EDRS PRICE MF01/PC03 Plus Postage.

DESCRIPTORS *College Graduates; College Transfer Students; Community Colleges; *Education Work Relationship; Followup Studies; Graduate Surveys; *Outcomes of Education; *Participant Satisfaction; *Salaries; Student Attitudes; Student Characteristics; Two Year Colleges; Two Year College Students

IDENTIFIERS Onondaga Community College NY

ABSTRACT

Each year, Onondaga Community College (OCC) undertakes a follow-up survey of graduates to gather data on their experiences at OCC and identify demographic profiles in education and work-related trends. For the class of 1994, surveys were received from 568 of the 1,098 graduates receiving degrees or certificates, while findings were compared to results for the four previous classes. Study findings included the following: (1) 57.3% of the 1994 respondents were female, while 84.2% were White; (2) 75.2% of 1994 graduates were employed, with 48.7% employed full-time; (3) 54% felt that finishing their degree/certificate was important to getting their current job; (4) 58.9% indicated that their current occupation was highly related to their program of study and only 17.2% stated that it was not; (5) the number of graduates who worked while studying decreased from 40% in 1990 to 28.8% in 1994; (6) the mean annual salary increased from \$20,249 in 1993 to \$22,297 for 1994; (7) 43.48% of the 1994 respondents were attending a college, university, or training program; (8) 57.4% were continuing their education in a field of study highly related to their OCC degree program; and (9) 47% of the 1994 graduates continuing their education were attending a public four-year institution in New York, with 36.8% attending a private four-year institution. Appendixes include an employment and transfer summary of 1994 graduates, survey instruments, and cover letters. (KP)

* Reproductions supplied by EDRS are the best that can be made *

* from the original document. *



ONONDAGA
COMMUNITY
COLLEGE

CLASS OF
1994



U.S. DEPARTMENT OF EDUCATION
Office of Educational Research and Improvement
EDUCATIONAL RESOURCES INFORMATION
CENTER (ERIC)

This document has been reproduced as
received from the person or organization
originating it.

Minor changes have been made to improve
reproduction quality.

Points of view or opinions stated in this docu-
ment do not necessarily represent official
OERI position or policy.

PERMISSION TO REPRODUCE THIS
MATERIAL HAS BEEN GRANTED BY

D. Rodgers

TO THE EDUCATIONAL RESOURCES
INFORMATION CENTER (ERIC).

GRADUATE
FOLLOW-UP
REPORT

TABLE OF CONTENTS

INTRODUCTION.....	2
Demographic Profile: Five-Year Comparison.....	2
Educational Objectives/Continuing Plans.....	4
SECTION I	
<i>EMPLOYMENT REPORT</i>	
Employment Information.....	6
Employment Information Summary.....	9
Alphabetic Listing of Employers.....	9
Employment Status/Position/Mean Salary.....	16
SECTION II	
<i>TRANSFER REPORT</i>	
Transfer Information.....	29
Transfer Information Summary.....	31
Alphabetical Listing of Transfer Institutions.....	32
Transfer Institutions.....	34
APPENDIX.....	40
Employment/Transfer Summary for the Class of 1994	
Graduate Follow-Up Study Survey	
Telephone Survey	
Letter I	
Letter II	

INTRODUCTION

Each year the Office of Institutional Research and Planning undertakes a follow-up survey of our graduates in order to identify how experiences at OCC have contributed to their success. The focus of this year's report is different from previous follow-up reports in that it compares the Class of 1994 with the graduates of the four previous classes from 1993, 1992, 1991 and 1990. These comparisons seek to identify demographic profiles in education and work-related trends.

The findings for the Class of 1994 are based on a sample of 568 respondents from the total of 1,098 graduates receiving degrees or certificates. The initial mailing consisted of a cover letter, a survey, and a self-addressed, postage-paid return envelope. Approximately six weeks after the first mailing a second replacement survey was mailed to all non-respondents. One month later, telephone calls were made to the remaining non-respondents.

The survey is organized into two major sections. The first section provides employment status summaries with five-year comparisons. Included is a listing of employers and occupations, along with charts showing employment status and locations. In addition, for the Class of 1994, a listing of employers, job titles and mean salaries is provided for each curriculum. The second section provides transfer information with five-year summaries. Included is a listing of transfer institutions along with tables showing student status and type of transfer institutions. Additionally, for the Class of 1994, a listing of colleges and major fields of study are provided for each curriculum.

Demographic Profile: Five-Year Comparison

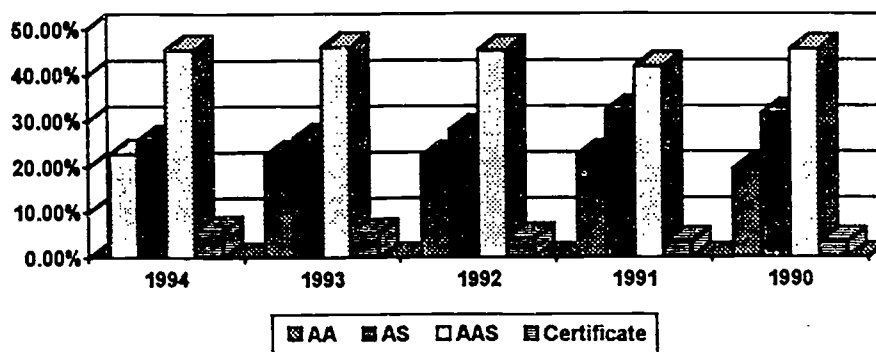
Of the 1,098 students who graduated with the Class of 1994, 574 (52%) received degrees in Career Programs while 533 (48%) received degrees in Transfer Programs. A total of 431 (75.9%) returned a completed usable survey, while 137 (24.1%) responses were obtained from telephone calls. As shown in Table I, 45.5% of our 1994 graduates received an AAS Degree, 22.8% an AA Degree, and 25.8% an AS Degree. The Certificate degree represents the smallest percentage, but shows an increase from 3.4% in 1990 to 5.9% of the degrees conferred in 1994.

Table I

Graduates by Degree Type

Degree	1994 Number	1994 Percent	1993 Percent	1992 Percent	1991 Percent	1990 Percent
AA	250	22.8%	22.4%	22.3%	22.6%	19.5%
AS	283	25.8%	26.2%	28.0%	32.2%	31.5%
AAS	500	45.5%	46.1%	45.4%	41.8%	45.6%
Certificate	65	5.9%	5.3%	4.3%	3.4%	3.4%

Class of 1994 Graduate Follow-up Report



As shown in Table II, well over half (57.3%) of the graduating class of 1994 is female. This percentage is similar to the overall student enrollment at OCC.

Table II

Graduates by Gender

Gender	1994 Number	1994 Percent	1993 Percent	1992 Percent	1991 Percent	1990 Percent
Male	469	42.7%	44.9%	45.9%	45.2%	45.6%
Female	629	57.3%	55.1%	54.1%	54.8%	54.4%

Table III shows the patterns of diversity for graduates at OCC. For the Class of 1994, 84.2% are White, another 4.2% is African American, 6% are Hispanic, 1.5% are Native American, 1.3% are Asian/Pacific Islander and 1.3% are Non-Resident 'Alien'. Since 1990 the percentage of graduates not reporting their ethnicity has dropped to 6.9%.

Table III

Graduates by Ethnic Background

Ethnicity	1994 Number	1994 Percent	1993 Percent	1992 Percent	1991 Percent	1990 Percent
Non-Resident 'Alien'	14	1.3%	1.5%	0.7%	2.8%	1.7%
African American	46	4.2%	4.2%	3.4%	2.7%	2.7%
Native American	17	1.5%	1.5%	1.5%	0.7%	1.0%
Asian/Pacific Islander	14	1.3%	1.6%	1.4%	1.4%	0.9%
Hispanic	7	0.6%	0.7%	0.5%	0.6%	0.7%
White	924	84.2%	83.2%	81.9%	71.7%	69.8%
Unknown	76	6.9%	7.2%	10.7%	20.2%	23.3%

Educational Objectives/Continuing Plans

In order to better understand how our graduates feel about their experiences at OCC, the questionnaire asked them to identify which educational goals were important to them and the overall effectiveness of OCC in helping them to achieve their goals.

Among other survey items, the graduates were asked to identify what best describes their most important reason for earning a college degree. As shown in Table IV, for the Class of 1994, 52.0% of the responding graduates selected "Increase chances for a Job"; 29.2% indicated "To Prepare me to Transfer"; and 18.8% selected "To reach other Goals such as selffulfillment". Eighty-five percent of the graduates who indicated this last category ("Other Goals") also indicated that their goal was met by their college education.

Table IV

Most Important Reason for Earning a College Degree/Certificate

	1994 Number	1994 Percent	1993 Percent	1992 Percent	1991 Percent	1990 Percent
Prepare me to Transfer	124	29.2%	31.3%	32.4%	33.0%	28.2%
Increase Chances for a Job	221	52.0%	49.0%	50.2%	49.1%	54.0%
To reach other Goals, Such as Selffulfillment	80	18.8%	19.7%	17.4%	17.9%	17.8%
Goals met by College Degree:						
Yes	68	85.0%	96.0%	82.8%	87.0%	87.2%
No	12	15.0%	4.0%	17.2%	13.0%	12.8%

For those graduates not currently enrolled in transfer institutions, the survey inquired about their continuing education plans. As shown in Table V, 61.4% of 1994 graduates indicated that they plan to attend elsewhere in the near future. This is similar to previous years.

Table V

Plans for Continuing Education

Plan	1994 Number	1994 Percent	1993 Percent	1992 Percent	1991 Percent	1990 Percent
No Plans at this time	83	38.6%	41.7%	35.3%	31.0%	25.5%
I Plan to attend in the near future	132	61.4%	58.3%	64.7%	69.0%	74.5%

SECTION I

Employment

Report


EMPLOYMENT INFORMATION¹

This section provides five-year employment summaries from previous graduate surveys along with detailed results for the class of 1994. Three fourths (75.2%) of the 1994 graduates responded as being employed, similar to last year's figure of 73.3%. As shown in Table VI, almost half (48.7%) reported being employed full-time. One of the most significant differences for this year's graduating class is the increase in the percentage of the graduates employed part-time. The percentage employed part-time has increased to 26.5% from a low of 18.7% in 1990. The students who responded *Not Employed/Seeking*, *Not Employed/Not Seeking*, or *Other*, were mostly students who are continuing their education.

Table VI

Employment Status

	1994 Number	1994 Percent	1993 Percent	1992 Percent	1991 Percent	1990 Percent
Employed						
Full-Time	250	48.7%	50.3%	48.9%	44.4%	55.3%
Part-Time	136	26.5%	23.0%	24.8%	19.7%	18.7%
In the Military	1	.2%	0.6%	0.3%	0.2%	0.0%
Not Employed/Seeking	35	6.8%	6.3%	7.5%	6.1%	4.7%
Not Employed/Not Seeking	33	6.4%	9.9%	11.7%	11.5%	5.4%
Retired	5	1.0%	0.6%	0.3%	0.6%	0.4%
Other	53	10.3%	9.3%	6.5%	17.4%	15.6%



¹ There are 568 responses to the survey on the Class of 1994. In some tables the numbers do not add up to 568 as graduates do not answer every question.

Class of 1994 Graduate Follow-up Report

Over half (54.0%) of those employed felt that *finishing their degree/certificate* was important to getting their current job. Also, 52.1% of the respondents felt that their *specific program of study* was important to getting their current job. As shown in Table VII, this result is similar to previous years.

Table VII

Were the following reasons important in getting current job?

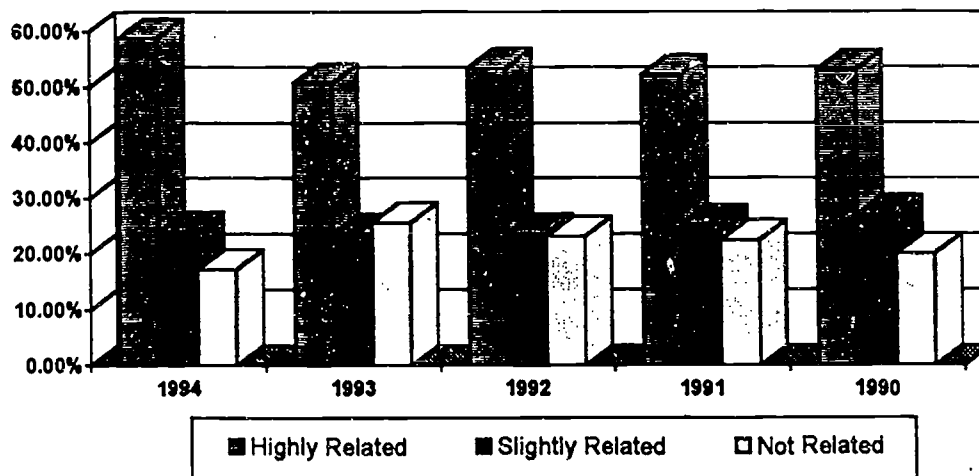
	1994 Number	1994 Percent	1993 Percent	1992 Percent	1991 Percent	1990 Percent
<i>Finishing degree/certificate:</i>						
Yes	156	54.0%	54.0%	51.1%	46.4%	53.9%
No	133	46.0%	46.0%	48.9%	53.6%	46.1%
<i>Specific Program of study:</i>						
Yes	147	52.1%	50.9%	53.1%	49.7%	54.0%
No	135	47.9%	49.1%	46.9%	50.3%	46.0%

As show in Table VIII, there is an increase in graduates employed full-time, with a 58.9% indicating that their current occupation is highly related to their program of study at OCC up from 50.8% the previous year. Only 17.2% stated that their current job is not related to their program of study at OCC.

Table VIII

Full-Time Employed/Occupation Related to College Degree

	1994 Number	1994 Percent	1993 Percent	1992 Percent	1991 Percent	1990 Percent
Highly Related	113	58.9%	50.8%	53.4%	52.3%	53.1%
Slightly Related	46	23.9%	23.6%	23.5%	25.2%	26.9%
Not Related	33	17.2%	25.6%	23.1%	22.5%	20.0%



Class of 1994 Graduate Follow-up Report

The number of graduates who work and study has been decreasing over the years, from 40.0% in 1990 to 29.8% for the Class of 1994. As shown in Table IX, only 29.8% of the respondents indicated that they work and study compared to 34.5% the previous year.

Table IX

Work and Study

	1994 Number	1994 Percent	1993 Percent	1992 Percent	1991 Percent	1990 Percent
Employed and Study	115	29.8%	34.5%	33.0%	37.0%	40.0%

As an educational institution, Onondaga Community College continues to make important contributions in educating the labor force of the County. Over the years the percentage of graduates who report working in Onondaga County has increased. Table X shows that the percentage of graduates working full-time in Onondaga County is up from 71.5% in 1993 to 79.6% in 1994. In addition, the mean salary has increased over last year's class from a mean of \$20,249 in 1993 to \$22,297 for 1994, and the median rose from \$19,000 in 1993 to \$21,000 in 1994. Each graduating class of OCC collectively earns more than \$10 million in salaries from Onondaga County employers.

Table X

Full-Time Employed/Salary and Location of Employment

	1994 Percent	1993 Percent	1992 Percent	1991 Percent	1990 Percent
Mean Salary	22,297	20,249	20,397	20,569	19,253
Median Salary	21,000	19,000	18,000	19,000	18,000
In Onondaga County	199	190	244	200	248
Central NY	221	211	270	208	263
In New York State	32	39	42	25	273
Out of State	17	20	16	7	11

EMPLOYMENT INFORMATION SUMMARY

Class of 1994

- 44.% of the responding graduates are employed full-time.
- 82.8% of those employed full-time have positions related to their OCC degree or certificate.
- 88.4% of the graduates who report working are employed in our six county area.

THE TOP FIFTEEN EMPLOYERS	No. of Students
Wegman's	11
St. Joseph's Hospital	10
Community General Hospital	9
Crouse Irving Memorial Hospital	6
P & C	6
A. E. Lee Memorial Hospital	5
Fay's Drugs Inc.	5
SUNY Health Science Center	5
AT&T	4
UPS	4
University Hospital	4
Wal-Mart	4
MONEY	3
Marine Midland Bank	3
Ames Department Stores	2

ALPHABETIC LISTING OF EMPLOYERS

Employers	No. of Students
A. A. Budnikas, MD	1
A. E. Lee Memorial Hospital	5
Achievement Rehab	1
Aetna Life & Casualty	1
Agway Energy Products	1
Alfred University	1
American Heart Association	1
American Linen Supply	1
American Red Cross	1
Ames Department Stores	2
Anheuser Bush	1
Arrow-Hart Wiring Devices	1
Art Frame Shop	1

Class of 1994 Graduate Follow-up Report

Employers	No. of Students
AT & T	4
Auburn Memorial Hospital	1
Aurora of CNY	1
Balsz School District	1
Bank of Louisville	1
Bell's Moving & Storage	1
BJ's Wholesale Club	2
Blasland, Coucke & Lee Engineering	1
Blue Cross/Blue Shield of CNY	2
Bristol Meyers Squibb	2
Brooklyn Pickle	1
Bruening Bearings, Inc.	1
Burger King	2
Burnett Markets	1
Byrne Dairy/Shelby Doughnuts	1
C&S Engineers	1
Cape Fear Memorial Hospital	1
Carpenters Local #12	1
Carrier Corp.	2
Carrols Corporation	1
Central Square Health Center PHP	1
Champion Factory Outlet	1
Chase Manhattan Bank	1
Chenango Memorial Hospital	1
Circle K (Corporation)	1
CNY Medical Billing Associate	1
Coca Cola	1
College of New Rochelle	1
Comdoc	1
Comer Electric	1
Community General Hospital	9
Cooper Industries	1
Cortland Memorial Hospital	1
County Cleaning Corporation	1
Courtesy Ford	1
Crouse Irving Memorial Hospital	6
Danielle Webster's Restaurant	1
De Puy	1
DeLorenzo Food Brokers, Ltd.	1
Denny's	2
Dental Office	1
Dentist	1
Dentist Office	1
DePaul Day Care	1
Dewitt Child Development Center	1
Dollar Store	1
Doug's Fish Fry	1

Employers	No. of Students
------------------	----------------------------

Dr. JR Shaw & Dr. S Sabbash, DDS	1
Dr. Kiefer	1
Dr. Maavere & Dr. Ommen, DDS	1
Dr. Palma	1
Dr. Schwartz	1
Dr. Silvemen	1
Dr. Stephen Ahlgrim	1
Dr.'s Boersma, Filice, & Hadary	1
Dupli Envelopes and Graphics	1
Duply Graphics	1
EA Engineering, Science, & Technology, Inc.	1
Early Childhood Center	1
Edco Sales, Inc.	1
Electronics Boutique	1
Embassy Suites	1
Empire State Transportation Service Inc.	1
Ethan Allen	1
Faculty Student Association	1
Family Daycare	1
Fashion Institute of New York	1
Fay's Drugs Inc.	5
First National Bank of Rochester	1
Fitzpartick Nuclear Plant	1
Franklin Couch Architect PC	1
Fulton Newspapers Inc.	1
General Nutrition Center	1
Grossman's	1
Groton Community Health Center	1
Ground Round Inc.	1
Harrison House Associates	1
Harrison Surgery Center	1
Health Care Data Systems	1
Health Services Association	2
Hechinger Co.	1
Hills Department Store	2
Holiday Inn	1
Home Health Services	1
Hometown Diner	1
Hotel Syracuse	1
ICE Systems Inc.	1
ICS/Executone Telecom, Inc.	1
Interior's Unlimited	1
Ithaca Community Dental	1
J B Kent Corp.	1
James Surrey Ltd.	1

Class of 1994 Graduate Follow-up Report

Employers	No. of Students
-----------	-----------------

Jerry Bonk Enterprises	1
Jewish Community Center	1
Jewish Home of Rochester	1
John Crane Inc.	1
John F. Paster, M.D. Otolaryngologist	1
Jones Macintosh	1
Kacey's Drug & Variety	1
King & King Architects	1
Koerner Ford of Syracuse Inc.	1
L.J.R. Engineering	1
Lakeside Printing Inc.	1
Laundromat	1
Lauren Studios	1
Le Moyne College	1
Lerner New York	1
Lilar House	1
Liquor Square, Inc.	1
Loews Theater's	1
Loretto	1
Loretto Rest, Inc.	1
Lunds	1
Manlius Pebble Hill School	1
Manpower Temporary Services	1
Marcellus Central School	1
Marine Midland Bank	3
Market Street Microbrewery	1
Marriot Hotel	1
Maurer Funeral Home, Inc.	1
McDonalds	1
Media Play	1
Medical Registry of CNY	1
MONY	3
Mutual of New York	1
Nana's Day Care Center	1
Nationwide	1
Nationwide Insurance Co	1
New Process Gear	2
New York Power Authority	1
New York State	1
New York State Unemployment	1
Newcomb Ford	1
Niagara Mohawk Power Corp.	2
Nichol's IGA	1
North Medical Family Physicians	1
Northeastern Distributors	1
NYS Supreme Court	1
O'Brien & Gere	1

Class of 1994 Graduate Follow-up Report

Employers	No. of Students
Oakwood Cemetary Inc.	1
Olive Garden	1
Omega Design	1
OnBank	1
OnBank/ABCTV	1
Oneida City Hospital	1
Onondaga County	1
Onondaga County Medical Examiners	1
Onondaga County Public Library	1
Onondaga County Sheriff's Office	1
Onondaga County Sheriffs	1
Orthopedic Appliances of Central New York	1
Overnight Transport	1
P & C	6
P.E.A.C.E. Inc.	2
Parsons & Associates, Inc.	1
Pass and Seymour/Legrand	1
Perkins	1
Peter's IGA	1
Philips Broadband Networks	1
PHP	1
Pinkerton Security Services	1
Pizza Hut	1
Pizzeria Uno	1
Plainville Turkey Farm	1
Power Federal Credit Union	1
Price Chopper	2
Prudential	1
Pyramid Companies	1
Record Giant	1
Record Theater	1
Red Lobster	1
Reflected Images Inc.	1
Reiux	1
Reynolds Metals Co.	1
Riccelli Physical Therapy	2
Rochester General Hospital	2
RX Place	1
Sam's Wholesale Club	1
Santaro Industries	1
Saratoga Physical Therapy Assoc.	1
Scriptex Inc.	1
Sears	1
Self	1
Seymour Simon, Inc.	1
Sheraton Inn	1

Class of 1994 Graduate Follow-up Report

Employers	No. of Students
-----------	-----------------

Sheraton University Hotel	1
Sherrill Police Department	1
Sid Stockholm Ford/Lincoln/Mercury	1
Six Flags Over Georgia	1
Solvay School District	1
Spencer's Gifts	1
St. Camillus	1
St. Camillus Health & Rehabilitation	1
St. Joseph's Hospital	10
St. Vincent Hospital	1
Staffings	1
Steam Fitters Local 267	1
SUNY College at Brockport	1
SUNY College at Cortland	2
SUNY Health Science Center	5
Syracuse City School District	1
Syracuse Development Center	2
Syracuse Home	1
Syracuse Label	1
Taco-Bell	1
Tappan & Sedlak Insurance Agency	1
The Radio Corporation (WTKW/WKRL)	1
The Research Foundation for the State of NY	1
The Salvation Army	1
Tie Rack	1
Topps Supermarket	1
Tops Markets	1
Town of Onondaga	1
Traditional Living Services	1
Transitional Hiring Services	1
Traub Family	1
Tri County Mini Market	1
True Value	1
Tully's Restaurant	1
U.S. Shoe Corporation	1
United Industries Corporation	1
United Parcel Service	1
United Radio	2
United Technologies Carrier Corp.	1
University Hospital	4
UPS	4
Upstate Milk Cooperatives	1
Upstate University	1
US Federal Credit Union	1
US Navy	1

Class of 1994 Graduate Follow-up Report

Employers	No. of Students
US Postal Service	1
VA Medical Center	1
Van Bevan Robertson & Yonkowitz	1
PT P.C.	
VanSanford Tool	1
Vera House	1
Visiting Nurses Association	1
Wal-Mart	4
Walt Disney World	1
WCNY TV	1
Wee Care Day Care	1
Wegman's	11
Welch Allyn	1
Wheels	1
Wiltsie Construction Co.	1
York College	1
Zaah's Pizza	2

EMPLOYMENT STATUS/POSITION/MEAN SALARY

Curriculum	Employment Status	Employer	Position	Mean
AMT - AAS Apprentice Training Machine	Full-Time	Carrier Corp.	Maintenance Mechanic	46,000
		Welch Allyn	Toolmaker	
		Mean		
	Full-Time		Crew Manager/Carpenter	
ARH - AAS Architectural Technology	Full-Time	Franklin Couch Architect PC	Manager	18,359
		Hechinger Co.	CADD Drafter/Architectural Engineer	
		King & King Architects	Salesperson	
		L.J.R. Engineering	Drafter	
		Pyramid Companies	Computer Operator	
			Assistant Tenant Coordinator	
		Wiltsie Construction Co.	Engineer's Assistant	
		Mean		
	Full-Time	American Heart Association	Communications & Program Coordinator	
ART - AAS Graphic Arts & Advertising	Full-Time	Lakeside Printing Inc.	Graphic Art	12,960
		Northeastern Distributors	Secretary	
		Syracuse City School District	Secretary	
		Walmart	Department Manager	
		Mean		
	Part-Time	Art Frame Shop		
		Burger King	Cashier	
		Fulton Newspapers Inc.	Graphic Artist	
		Interior's Unlimited	Assistant to Interior Decorators	
		Lilar House	Sales	
		Maurer Funeral Home, Inc.	Funeral Director	
		Olive Garden	Day Care Teacher	
		RX Place	Clerk	
		True Value	Work in Frame Shop	
		UPS	Laborer	
		Mean		
AUT - AAS Automotive Technology	Full-Time	Koerner Ford of Syracuse Inc.	Automotive Technician	6,640
		Courtesy Ford	Automotive Technician	
		Newcomb Ford	Automotive Technician	

Class of 1994 Graduate Follow-up Report

Curriculum	Employment Status	Employer	Position	Mean
BUA - AAS Accounting	Full-Time	Sid Stockholm Ford/Lincoln/Mercury	Automotive Technician	21,840
		Mean		
		Dupli Envelopes and Graphics	Bookkeeper	17,401
		Edco Sales, Inc.	Billing Clerk Coordinator	
		Fay's Incorporated	Bookkeeper	
		Manpower Temporary Services	Accounts Receivable Clerk	
BUB - AAS Banking	Full-Time	VA Medical Center	Packer	52,000
		Mean	Accounting Technician	
		Other/Undeci.	Owner	
BUC - AAS Business Administration	Full-Time	Chase Manhattan Bank	Sales & Service Representative	25,550
		Marine Midland Bank	Branch Platform Officer	
		New York State	Clerk	
		Mean	Keyboard Specialist	
BUC - AAS Business Administration	Full-Time	AT&T	Sales Manager	
			Sales Representative	
		Aetna Life & Casualty	Member Service Representative	
			Loader	
		Bell's Moving & Storage	Foremen (Carpenter)	
		Carpenters Local #12	Assistant Manager	
		Carrots Corporation	Merchandising	
		Coca Cola	Front Desk Clerk	
		Embassy Suites	Cashier	
		Grossman's	Risk Manager	
		Health Services Assoc. of Central NY	Administrative	
		ICS/Executone Telecom, Inc,	Assistant/Office Manager	
		J B Kent Corp.	Secretary/Treasurer	
		John Crane Inc.	Sales Engineer	
		MONEY	Administrative Assistant	
			Customer Service	
		Media Play	Hardlines Mgr.	
		Onondaga County	Accountant Clerk II	
		P & C	Bookkeeper	
			Manager	
		Parsons & Associates, Inc.	Bookkeeper	
		Pass and Seymour/Legrand	Process Technician	
		Price Chopper	Assistant Produce Manager	

Class of 1994 Graduate Follow-up Report

Curriculum	Employment Status	Employer	Position	Mean
		Seymour Simon, Inc.	Office Manager	
		Tie Rack	Manager	
		Town of Onondaga	Director of Finance	
		United Industries Corporation	Territory Sales Manager	
	Mean			26,151
	Part-Time		Medical Approver Assistant	
		Nationwide	Secretary	
		Wegman's	Clerk	
	Mean			5,547
BUD - AAS Data Processing Mgmt.	Full-Time	Bank of Louisville	Administrative Assistant	
		NYS Supreme Court	Law Library Clerk	
	Mean			18,000
	Part-Time	Community General Hospital	Pharmacy Technician	
BUT - AS Business Transfer	Full-Time			
		American Linen Supply	Operating Superintendent	
		CNY Medical Billing Associate	Accounts Receivable Clerk	
		Duply Graphics	Billing Supervisor	
		Electronics Boutique	Accounts Payable Clerk	
		ICE Systems Inc.	Sales Associate	
		James Surrey Ltd.	Shipping/Receiving Manager	
		Liquor Square, Inc.	Assistant Manager	
		MONEY/CSC	Head Cashier	
		Niagara Mohawk Power Corp.	Senior Systems Specialist	
		OnBank	Meter Reader	
		OnBank/ABCTV	Bank Teller	
		Overnight Transport	Teller, Secretary	
		Power Federal Credit Union	Truck Driver	
		US Federal Credit Union	Branch Manager	
		United Parcel Service	Teller	
			Human Resources District Supervisor	
		Wegman's Food Markets, Inc.	Meat Clerk	
	Mean			24,214
	Part-Time			
		DeLorenzo Food Brokers, Ltd.	Waitress	
		Denny's	Secretary	
		Market Street Microbrewery	Cook	
		P&C Warehouse	Bartender	
		Reflected Images Inc.	Accountant/Bookkeeper	
		Topps Supermarket	Office Clerk	
		US Postal Service	Rural Carrier Associate	
		Wee Care Day Care	Teacher's Aid	

Class of 1994 Graduate Follow-up Report

Curriculum	Employment Status	Employer	Position	Mean
		Wegman's	Cashier	
		Wegmans	Clerk	
	Mean			9,153

CMT - AAS Computer Technology	Full-Time		Instrumentation Maintenance Worker	
	Mean			24,000

CRJ - AAS Criminal Justice	Full-Time		Childcare Worker ED/JD Loss Control Associate Police Officer Service Desk Associate Security Guard Cook Mail Courier Police Officer Road Supervisor Police Officer Inspector Cashier	
		BJ's Wholesale Club Harrison House Associates Hometown Diner Marine Midland Bank Onondaga County Sheriff's Office Pinkerton Security Services Sherrill Police Department Syracuse Label Wegmans		
	Mean			15,835
	Part-Time	Fay's Drug Co. Inc./UPS Sam's Wholesale Club Sears	Replinisher/Truck Loader Check-out Operator Sales person	
	Mean			14,156

CRJ - AS Criminal Justice		Doug's Fish Fry	Cook	
	Mean Full-Time		Waitress Retail Loss Prevention Volunteer Training Program Landscaping Architectural Apprentice Deputy Sheriff Cook Sales Clerk	
		Fay's Drugs Inc. New York State Unemployment Oakwood Cemetery Inc. Omega Design Onondaga County Sheriffs Plainville Turkey Farm Wal-Mart		
	Mean Part-Time			12,832
		Ames Department Stores Dollar Store	Receptionist Substitute Bus Driver Jewelry Associate Cashier	

Class of 1994 Graduate Follow-up Report

Curriculum	Employment Status	Employer	Position	Mean
		Faculty Student Association	Food Service	
		Lunds	Sales	
		Onondaga County Medical Examiners	Forensic Technician	
		Taco-Bell	Food Service	
		UPS	Loader	
		Wegman's	Frozen Food Clerk	
			Sales Clerk	
	Mean			11,919
CSC - AS Computer Science	Full-Time	United Radio	Electronic Technician	
	Mean			
	Part-Time	Upstate Milk Cooperatives	Receptionist	
	Mean			
DEH - AAS Dental Hygiene	Full-Time		Certified Dental Hygienist	
			Dental Hygienist	
		Dental Office	Dental Hygienist	
		Dr. JR Shaw & Dr. S Sabbash, DDS	Registered Dental Hygienist	
		Dr. Maavere & Dr. Ommen, DDS	Registered Dental Hygienist	
		Dr. Silvemen	Dental Hygienist	
		Dr.'s Boersma, Filice, & Hadary	Dental Hygienist	
		Groton Community Health Center	Dental Hygienist	
		Ithaca Community Dental	Dental Hygienist	
		PHP	Dental Assistant	
	Mean			30,624
	Part-Time		Dental Hygienist	
		Dentist	Dental Hygienist	
		Dentist Office	Dental Hygienist	
		Dr. Kiefer	Dental Hygienist	
		Dr. Palma	Dental Hygienist	
		Dr. Schwartz	Registered Dental Hygienist	
		Dr. Stephen Ahlgrim	Dental Hygienist	
	Mean			35,672
DRF - Cert. Drafting	Full-Time	Arrow-Hart Wiring Devices	Mechanical Drafter/Designer	
	Mean			
	Part-Time	Ground Round Inc.	Prep-Chef	
	Mean			
ELT - AAS Electrical Technology	Full-Time	Comdoc	Field Engineer	
		Comer Electric	Electrical Contractor	
		New York Power Authority	Instrument & Control Technician	
		Philips Broadband Networks	Electronic Assembler	
		Santaro Industries	Construction	
		Scriptex Inc.	Service Technician	
		United Radio	Electrical Technician	

Class of 1994 Graduate Follow-up Report

Curriculum	Employment Status	Employer	Position	Mean
	Mean	United Technologies Carrier Corp.	Senior Production Engineer	31,510
ENS - AS Engineering Science				
	Full-Time	Community General Hospital	Nurse	
	Mean			
FPC - Cert. Food Service Administration				
	Full-Time	Fitzpartick Nuclear Plant	Fire Watch	
	Mean			
FSA - AAS Food Service Administration				
	Full-Time	Byrne Dairy/Shelby Doughnuts	Bakery Manager	
	Mean			
GEN - AA General Studies				
	Full-Time	Blue Cross & Blue Shield of CNY	Clerk	
		C&S Engineers	Customer Service Rep- Claims Rep	
	Mean		Construction Inspector	19,649
	Part-Time	Fashion Institute of New York	Mailroom assistant	
		Pizza Hut	Manager	
		Red Lobster	Kitchen Help	
	Mean			9,360
HMT - AA Humanities				
	Full-Time	American Red Cross	Dispatcher	
		Ames Department Store	Medical Transcriptionist	
		Bruening Bearings, Inc.	Waitress	
		Champion Factory Outlet	Data Entry Operator	
		De Puy	Clerk	
		Family Daycare	Account Representative	
		First National Bank of Rochester	Customer Assistant	
		Health Science Center	Sales Representative	
		Jewish Community Center	Daycare Provider	
		Jones Macintosh	Office Manager	
		Mc'Donalds	Surgical Technician	
		Mutual of New York	Pre-K Teacher's Assistant	
		Nana's Day Care Center	Assistant Manager	
		North Medical Family Physicians	Assistant Manager	
		Onondaga County Public Library	Business Analyst	
		Sheraton Inn	Accounts Receivable Clerk	
		St. Joseph's Hospital	Librarian	
		The Salvation Army	Front Desk Manager	
			Lab Assistant	
			Administrative Assistant	

Class of 1994 Graduate Follow-up Report

Curriculum	Employment Status	Employer	Position	Mean
		Traditional Living Services	Case Worker	
		U.S. Shoe Corporation	Assistant Manager	
		Van Bevan Robertson & Yonkowitz	Physical Therapy Assistant	
		PT P.C.		
		Visiting Nurses Association	Payroll Assistant	
	Mean			17,220
	Part-Time			
		Agway Energy Products	Salesperson	
		Alfred University	Gas Station Attendant	
		Brooklyn Pickle	Desk attendant/work-study	
		Burger King	Sales	
		College of New Rochelle	Food Handler	
		Danielle Webster's Restaurant	Slide Technician	
		Denny's	Waiter	
		Dewitt Child Development Center	Waitress	
		Ethan Allen	Assistant Teacher	
		Fay's	Receptionist	
		General Nutrition Center	Pharmacy Clerk	
		Kacey's Drug & Variety	Sales Associate	
		Laundromat	Manager	
		Lerner New York	Sales Associate	
		Loews Theater's	Service Staff	
		Medical Registry of CNY	Registered	
		Nichol's IGA	Clerk	
		P&C	Cashier	
		Peter's IGA	Deli Worker	
		Pizzeria Uno	Cook	
		Record Theater	Sales	
		Reiux	Machinist	
		SUNY College at Brockport	Librarian	
		Self	Cleaner	
		Six Flags Over Georgia	Admission Lead Hostess	
		Spencer's Gifts	Sales Assistant	
		St. Joseph's Hospital	Communications	
		Staffings	Filing Clerk	
		UPS	Laborer	
		Wegman's		
		York College	Secretary	
		Zah's Pizza	Clerk	
	Mean			6,877
		SUNY College at Cortland		
	Mean			
HTL - AAS	Full-Time	Marriot Hotel	Banquet Server	
Hotel Technology		Sheraton University Hotel	Guest Relations	
	Mean			20,500

Class of 1994 Graduate Follow-up Report

Curriculum	Employment Status	Employer	Position	Mean
HUM - AAS Human Services	Full-Time		Assistant Teacher	
			Community Integration Specialist	
		Hills Department Store	Layaway Manager	
		Holiday Inn	Hostess	
		Loretto Rest, Inc.	Activities Associate	
	Mean			12,949
	Part-Time		Teacher Aid	
		Aurora of CNY	Case Worker	
		Community General Hospital	Registered Nurse	
	Mean			14,800
<hr/>				
HUM - AS Human Services	Full-Time	Manlius Pebble Hill School	Teacher Assistant	
			Instructor Assistant	
		Balsz School District	Sales Associate	
		Circle K (Corporation)	Toddler Teacher	
		DePaul Day Care	Waitress	
		Le Moyne College	Community Health Worker	
		P.E.A.C.E. Inc.	Machine Operator	
		Reynolds Metals Co.	Keyboard Specialist	
		SUNY Health Science Center	Parking Hostess	
		Walt Disney World		
	Mean			17,629
	Part-Time		Review Analyst	
			Respite Specialist	
			Telemarketer	
			Assistant Customer Service Manager	
			Employment Specialist	
			Residence Supervisor	
			Deli Person	
			Cashier	
		Mean		
<hr/>				
LBR - AS Labor Studies	Full-Time	Cooper Industries	Electrician	
		Steam Fitters Local 267	Steam Fitter	
	Mean			40,280
	<hr/>			
MED - AAS Medical Laboratory	Full-Time		Research Technician	
	Mean	The Research Foundation for the State of NY		
<hr/>				
MET - AAS Mechanical Technology	Full-Time	Bristol Meyers Squibb	Process Control Operator	
			Designer	
		Carrier	Industrial Machine Repairer	
		New Process Gear	Machinist	
		VanSanford Tool		
	Mean			30,598

Class of 1994 Graduate Follow-up Report

Curriculum	Employment Status	Employer	Position	Mean
MRT - AAS Medical Record Technology	Part-Time	Blasland, Coucke & Lee Engineering	CADD Drafting Technician	
	Mean			
	Full-Time	Blue Cross/Blue Shield of CNY	CPT Specialist	
		Central Square Health Center PHP Community General Hospital Health Services Association	Medical Record Technician Medical Record Technical Medical Record Supervisor	
	Mean			15,700
MTS - AA Math/Science	Mean			
	Full-Time	Hill's Department Store Niagara Mohawk	Machinist Sales Nuclear Power Plant Operator	
		Oneida City Hospital Price Chopper	Physical Therapist Assistant Deli Clerk	
	Mean			26,416
	Part-Time	Anheuser Bush Burnett Markets Empire State Transportation Service Inc. P & C	Lab Technician Cashier President Clerk	
	Mean			16,600
MTS - AS Math/Science	Full-Time	Bristol Myers Orthopedic Appliances of Central New York WalMart	Iron Worker Researcher Accounts Manager Sales Associate	
	Mean			24,480
	Part-Time	EA Engineering, Science, & Technology, Inc. P & C Wegman's	Environmental Technician Warehouseman Cashier	
	Mean			11,045
	Mean	Jerry Bonk Enterprises	Owner	
	Mean			
MUS - AS Music	Full-Time	Hotel Syracuse Marcellus Central School Syracuse Development Center Wal-Mart	Front Desk Manager Custodian Therapy Aide Clerk	
	Mean			19,000

Class of 1994 Graduate Follow-up Report

Curriculum	Employment Status	Employer	Position	Mean
NUR - AAS Nursing	Full-Time	A. L. Lee Memorial Hospital	Registered Nurse	
		A. L. Lee Memorial Hospital	Registered Nurse	
		A. L. Lee Memorial Hospital	Registered Nurse	
		Community General Hospital	Nurse	
		Community general Hospital	Registered Nurse	
		Crouse Irving Memorial Hospital	Registered Nurse	
		Crouse Irving Memorial Hospital	Graduate Nurse	
		Crouse Irving Memorial Hospital	Registered Nurse	
		SUNY Health Science Center	Registered Nurse	
		SUNY Health Science Center	Registered Nurse	
		St. Camillus Health & Rehabilitation	Resident Care Coordinator	
		St. Joseph's Hospital	Registered Nurse	
		St. Joseph's Hospital	Registered Nurse	
		University Hospital	Nurse	
		Upstate University	Registered Nurse	
		Upstate University	Registered Nurse	
	Mean			26,027
	Part-Time	A. A. Budnikas, MD	Registered Nurse	
		A. E. Lee Memorial Hospital	Registered Nurse	
		A. L. Lee Memorial Hospital	Registered Nurse	
		Crouse Irving Memorial Hospital	Registered Nurse	
	Mean			20,480
		University Hospital	Registered Nurse	
OTD - AAS Office Technology	Full-Time		Personnel Actions Clerk	
		Nationwide Insurance Co	Client Pay Plan Representative	
	Mean Part-Time	Prudential	Prudential Agent	22,321
		County Cleaning Corporation	Food Service Helper Sub. Secretary	
		SUNY College at Cortland	Computer Assistant	
	Mean			7,464
PFC - Cert. Professional Cooking	Full-Time	Tully's Restaurant	Prep Cook	
	Mean			
PHO - AS Photography	Full-Time	Lauren Studios	Clerk	
		O'Brien & Gere	Toddler II Teacher	
		Tri County Mini Market	Cashier	
	Mean			13,083
	Part-Time	Loretto	Clerk	
	Mean			
PTA - AAS Physical Therapist Assistant	Full-Time		Physical Therapist Assistant	

Class of 1994 Graduate Follow-up Report

Curriculum	Employment Status	Employer	Position	Mean
		Achievement Rehabilitation	Physical Therapy Assistant	24,034
		Cape Fear Memorial Hospital	Physical Therapy Assistant	
		Jewish Home of Rochester	Physical Therapy Assistant	
		Riccelli Physical Therapy	Physical Therapist Assistant	
		Saratoga Physical Therapy Assoc.	Physical Therapist Assistant	
		Syracuse Developmental Center	Physical Therapist Assistant	
		Mean		
QCT - AAS Quality Control Technology	Full-Time	New Process Gear	Machine Operator	
	Mean			
REC - AAS Recreation Leadership	Full-Time	Early Childhood Center	Teacher's Assistant	22,000
Riccelli Physical Therapy		Physical Therapy Assistant		
St. Camillus		Activity Leader		
Syracuse Home		Activities Assistant		
	Mean			
	Part-Time		Activities Assistant	8,000
REC - AS Recreation Leadership	Part-Time	Solvay School District	Physical Education Teacher	
		Wegman's	Cashier	
RPC - Cert. Respiratory	Mean Full-Time	Home Health Services	Home Health Aid	
			Respiratory Therapy Technician	
		Auburn Memorial Hospital	Respiratory Therapy Technician	
		St. Joseph's Hospital	Certified Respiratory Therapy Technician	
	Mean Part-Time		Respiratory Care	23,502
			Respiratory Therapist	
			Respiratory Therapy Technician	
			Respiratory Therapy Technician	
	Part-Time	Cortland Memorial Hospital	Respiratory Care Practitioner	
		Crouse Irving Memorial Hospital	Respiratory Technician	
		Rochester General Hospital	Respiratory Therapist	
		St. Vincent Hospital	Respiratory Therapist	
	Mean			19,308

Class of 1994 Graduate Follow-up Report

Curriculum	Employment Status	Employer	Position	Mean
RTV - AAS				
Radio and Television				
	Mean			
	Full-Time		Operations Manager	
		Perkins	Kitchen Supervisor	
		Health Care Data Systems	Operations Support Aide	
		The Radio Corporation (WTKW/WKRL)	Receptionist	
		US Navy	ATAN US Navy	
	Mean			16,861
	Part-Time		Video Operator	
		BJ's Wholesale		
		Record Giant	Sales Clerk	
		UPS	Laborer	
		WCNY TV	Camera Operator	
		Zaah's Pizza	Pizza Maker	
	Mean			7,812
SGC - Cert.				
Surgical Technology				
	Full-Time			
		A. L. Lee Memorial Hospital	Surgical Technologist	
		Chenango Memorial Hospital	Certified Surgical Technology	
		Harrison Surgery Center	Surgical Technician	
		St. Joseph's Hospital	Surgical Technologist	
		St. Joseph's Hospital	Surgical Technologist	
	Mean			21,875
	Part-Time	Community General Hospital	Surgical Technologist	
WPC - Cert.				
Word Processing				
	Full-Time	John F. Paster, M.D. Otolaryngologist	Billing Coordinator	
	Mean			

SECTION II

Transfer

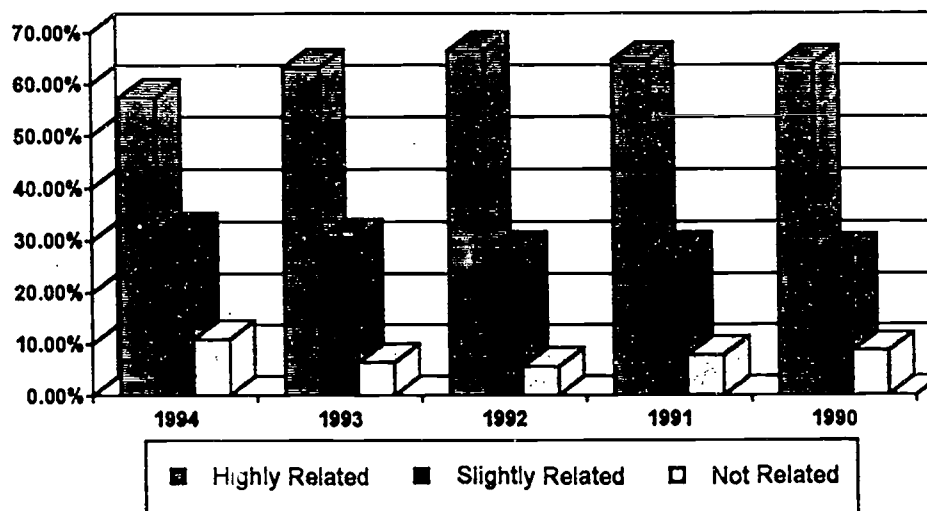
Report

TRANSFER INFORMATION²

This section provides five-year summaries concerning transfer information along with detailed results for the Class of 1994. Forty three percent (43.48%) of the graduates reported that they were attending a college, university, or training program, as shown in Table XI. Of those attending college, 80.6% are full-time students, a slight decrease from the previous year, with 19.4% attending part-time. Fifty seven percent (57.4%) are continuing their education in a field of study highly related to their OCC degree program, while another 31.7% indicated their field is only slightly related to their OCC degree.

Table XI
Educational Status

	1994 Number	1994 Percent	1993 Percent	1992 Percent	1991 Percent	1990 Percent
<i>Attending College</i>						
Full-Time	199	80.6%	82.0%	82.9%	79.3%	72.0%
Part-Time	48	19.4%	18.0%	17.1%	20.7%	28.0%
<i>Expecting Bachelor's Degree</i>	212	85.5%	87.8%	78.9%	86.9%	86.2%
<i>Field of study related with OCC degree program</i>						
Highly Related	105	57.4%	63.1%	66.4%	64.5%	63.8%
Slightly Related	58	31.7%	30.5%	28.0%	27.7%	27.6%
Not Related	20	10.9%	6.4%	5.6%	7.8%	8.6%



² As mentioned in note #1, there are 568 responses to the survey on the Class of 1994. In some tables the numbers do not add up to 568, due to the fact that graduates do not answer every question.

The percentage of students attending New York State Public Institutions has increased from 44.5% in 1993 to 47.0% in 1994, as shown in Table XII. The percentage attending 4-year private colleges has decreased from 40.0% in 1993 to 36.8% in 1994. Six percent (6.1%) of the graduates indicated that they are attending 2-year public colleges, while 9.7% transfer out of New York State.

Table XII
College Location

	1994 Number	1994 Percent	1993 Percent	1992 Percent	1991 Percent	1990 Percent
<i>Transfer to 4-Year College</i>						
NY State Private	91	36.8%	40.0%	40.6%	39.6%	39.8%
NY State Public	116	47.0%	44.5%	44.6%	45.5%	45.2%
<i>Transfer to 2-Year College</i>						
NY State Private	1	.4%	2.0%	1.0%	2.5%	1.5%
NY State Public	15	6.1%	3.3%	4.0%	4.7%	6.9%
<i>Transfer Out of State</i>	24	9.7%	10.2%	9.7%	7.6%	6.5%

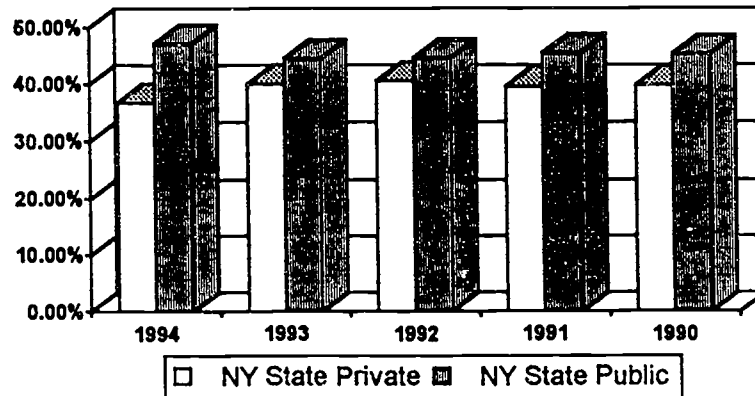


Table XIII presents the various reasons students chose their particular transfer institution. The five-year comparisons show similarities across the years. Most respondents indicated that a *Good Academic Reputation* and the *Availability of Programs* are very important. Less important are the *Access* (location) and *Ease of Transfer*. Least important are *Recruitment by Institution* and the *Social Environment*, though the importance of recruiting has been increasing.

Table XIII
Importance for Attending the College Transferred

	1994 Number	1994 Percent	1993 Percent	1992 Percent	1991 Percent	1990 Percent
Ease of Transfer	144	79.6%	78.6%	80.9%	87.1%	86.7%
Access (e.g., cost, location)	162	89.0%	89.7%	89.8%	88.3%	88.7%
Good Academic /Vocation Reputation	169	92.9%	94.4%	93.2%	97.5%	96.5%
Availability of Program	176	96.2%	94.4%	94.3%	96.3%	94.6%
Recruitment by Institution	89	49.2%	50.6%	46.9%	36.4%	34.5%
Social Environment	86	48.0%	51.3%	58.2%	48.3%	57.1%

TRANSFER INFORMATION SUMMARY

Class of 1994

- 43.5% of the respondents reported continuing their education after graduating.
- 89.1% of the students are in a field of study related with OCC degree program.
- 80.6% of those continuing their education are full-time students.
- Types of institutions the graduates transferred to:

NY State Public 4-Year	47.0%
NY State Private 4-Year	36.8%
NY State 2-Year Institution	6.5%
Out of State	9.7%

THE TOP FIFTEEN COLLEGES	No. of Students
---------------------------------	----------------------------

SUNY College at Oswego	36
Le Moyne College	27
Syracuse University	26
SUNY College at Cortland	19
Columbia College	10
SUNY College at Brockport	9
SUNY College at Utica/Rome	7
University College SU	6
Rochester Institute of Technology	5
SUNY Center at Binghamton	5
SUNY College at Potsdam	5
SUNY Empire State College	5
SUNY Environmental Science & Forestry	4
SUNY Health Science Center	4
SUNY Center at Albany	3

ALPHABETICAL LISTING OF TRANSFER INSTITUTIONS

TRANSFER INSTITUTIONS	NO. OF STUDENTS
Alabama A & M University	1
Alfred University	1
Arizona State University	1
Cazenovia College	1
CIMH School of Nursing	1
College of New Rochelle	1
College of Saint Rose	1
Columbia College	10
CUNY York College	1
Eckert College	1
Fashion Institute of New York	1
Flight 50	1
Gannon University	1
George Mason University	1
H & R Block	1
Hawaii Pacific University	1
Health Science Center Paramedic Program	1
Hillsborough Community College	1
Houghton College	1
Indiana Wesleyan University	1
Ithaca College	1
Le Moyne College	29
Long Island University - C. W. Post	1
Mercyhurst College	1
Michigan State University	1
Mohawk Valley Community College	1
Nazareth College of Rochester	2
Niagara University	1
Novell Network-OA Systems Inc.	1
Onondaga Community College	11
Rochester Institute of Technology	5
Springfield College	1
SUNY Center at Albany	3
SUNY Center at Binghamton	5
SUNY Center at Buffalo	3
SUNY College at Brockport	9
SUNY College at Buffalo	1
SUNY College at Canton	1
SUNY College at Cortland	19
SUNY College at Fredonia	3
SUNY College at Geneseo	1
SUNY College at New Paltz	2
SUNY College at Oswego	36

TRANSFER INSTITUTIONS	NO. OF STUDENTS
SUNY College at Plattsburg	1
SUNY College at Potsdam	5
SUNY College at Utica/Rome	7
SUNY Empire State College	5
SUNY Environmental Science & Forestry	4
SUNY Health Science Center	4
Syracuse University	26
Trevecca Nazarene College	1
University College SU	6
University of Houston	1
University of Kentucky	1
University of Miami	1
University of Minnesota	1
University of North Carolina	1
University of North Carolina Charlotte	1
University of South Carolina	1
University of South Florida	1
Utica SU	1
Wells College	1
Wentworth Institute of Technology	1
West Georgia College	1

TRANSFER INSTITUTIONS

Curriculum	Current Status	College, University or Training Program	Major Field of Study
ARH - AAS Architectural Technology			
	Full-Time	University of Houston	Architecture
ART - AAS Graphic Arts & Advertising			
	Full-Time	Hillsborough Community College	Architecture
		Onondaga Community College	Computer Science
		Rochester Institute of Technology	Illustration
		SUNY Center at Buffalo	English
		SUNY College at Oswego	Graphic Arts
	Part-Time	Syracuse University	Art
			Elementary @ Special Education
		SUNY College at Oswego	Graphic Arts
		University College (SU)	Visual and Performing Arts
BUC - AAS Business Administration			
	Full-Time	Mohawk Valley Community College	Nursing
		SUNY Empire State College	Business
	Part-Time	Cazenovia College	Business
		Columbia College	Business
			Business Administration
			Human Resource Management
		Onondaga Community College	Business
		University College	Speech Communications(2)
BUD - AAS Data Processing Management			
	Full-Time	Le Moyne College	Business Administration
		Onondaga Community College	Data Processing
		Rochester Institute of Technology	Information Systems
		SUNY College at Oswego	Business Administration
	Part-Time	Novell Network-OA Systems Inc.	Certified Network Engineer
BUT - AS Business Transfer			
	Full-Time	Le Moyne College	Accounting(2)
			Business
			Business Administration
			English
			Finance
		SUNY Center at Buffalo	Geology
		SUNY College at Oswego	Accounting
			Business Administration(5)
			Elementary Education
		SUNY College at Utica/Rome	Business/Public Management

Class of 1994 Graduate Follow-up Report

Curriculum	Current Status	College, University or Training Program	Major Field of Study
		Syracuse University	Finance Business Management Pre-Law Retailing
	Part-Time	Trevecca Nazarene College University of Kentucky University of North Carolina Columbia College Hawaii Pacific University Le Moyne College	Business Administration Marketing & Finance Business Administration Business Administration
		Onondaga Community College	Accounting Business Administration Banking Human Resources
		Syracuse University University College (SU)	Business Administration Retail/Marketing
CRJ - AAS Criminal Justice			
	Full-Time	Columbia College	Criminal Justice
	Part-Time	Onondaga Community College	Humanities
CRJ - AS Criminal Justice			
	Full-Time	Columbia College Flight 50 Le Moyne College	Criminal Justice Administration Commercial Pilot Criminal Justice Criminal Justice - Sociology Sociology(2)
		Long Island University - C. W. Post Mercyhurst College Niagara University SUNY Center at Albany SUNY College at Brockport	Criminal Justice Criminal Justice Elementary Education Criminal Justice Criminal Justice(3)
		SUNY College at Fredonia SUNY College at Oswego	Criminal Justice/Political Science Law Criminal Justice
		SUNY Empire State College SUNY College at Utica-Rome SUNY at Albany SUNY at Buffalo Syracuse University	Psychology Public Administration Sociology Criminal Justice Criminal Justice
	Part-Time	Columbia College Syracuse University	Sociology Business Administration Psychology
ELT - AAS Electrical Technology			
	Full-Time	SUNY College at Utica/Rome Syracuse University	Electrical Engineering Electrical Engineering
	Part-Time	Rochester Institute of Technology	Electrical/Mechanical Technology

Class of 1994 Graduate Follow-up Report

Curriculum	Current Status	College, University or Training Program	Major Field of Study
ENS - AS Engineering Science	Full-Time	Onondaga Community College SUNY College at Binghamton SUNY-ESF SUNY at Buffalo Syracuse	Computer Science Electrical Engineering(2) Forestry Engineering Mechanical Engineering Mechanical Engineering
FSA - AAS Food Service Administration	Full-Time	Michigan State University	Food Science
GEN - AA General Studies	Full-Time	SUNY College at Oswego Fashion Institute of New York SUNY College at Brockport SUNY College at Cortland SUNY College at Utica/Rome	Elementary Education Fashion Buying & Merchandising Physical Education Pre-Law
HMT - AA Humanities	Full-Time	Alfred University College of New Rochelle Eckerd College Houghton College Le Moyne College Nazareth College Onondaga Community College Rochester Institute of Technology SUNY College at Brockport SUNY College at Binghamton SUNY Center at Buffalo SUNY College at Cortland SUNY College at Brockport SUNY College at Buffalo SUNY College at Cortland SUNY College at Fredonia SUNY College at New Paltz	Biology Art Therapy Anthropology & Creative Writing Biology English Psychology(4) Psychology/Special Education Sociology Speech/Language Pathology Criminal Justice Imaging System Management Education Economics English Accounting Elementary Education Communications Environmental Studies Health Science Physical Therapy Education Elementary Education(2) English Environmental Education Psychology(3) Secondary Social Studies Business Journalism

Class of 1994 Graduate Follow-up Report

Curriculum	Current Status	College, University or Training Program	Major Field of Study
		SUNY College at Oswego	Biology Communications Elementary Education(7) History Human Resource Management Human Resources Management Information Services Speech & Hearing Science Geology Political Science
		SUNY College at Plattsburg	
		SUNY College at Potsdam	
		SUNY Environmental Science & Forestry	
		SUNY Potsdam	Psychology
		SUNY at Albany	Psychology
		SUNY at Binghamton	History
		SUNY at Buffalo	Pre Dentistry
		Syracuse University	Biology/Chemistry Broadcast Journalist Nursing Social Work Psychology
		University of North Carolina Charlotte	
		University of South Carolina	Hotel Management
		University of South Florida	Zoology
		Wells College	English
		Wentworth Institute of Technology	Industrial Design
		West Georgia College	Mass Communications
	Part-Time	CUNY York College	Occupational Therapy
		Columbia College	Psychology(2)
		George Mason University	Social Work
		Le Moyne College	Education Human Resources Marketing Political Science
		SUNY College at Cortland	Psychology
		SUNY College at Oswego	Psychology
		University College	History
		University of Minnesota	Forensic Psychology
<hr/>			
HUM - AAS			
Human Services			
	Full-Time	Alabama A & M University	Social Work
		Syracuse University	Social Work
<hr/>			
HUM - AS			
Human Services			
	Full-Time	Le Moyne College	Spanish
		Nazareth College of Rochester	Social Work
		SUNY College at Cortland	Elementary Education
		SUNY College at Oswego	Sociology
		SUNY Empire State College	Psychology

Class of 1994 Graduate Follow-up Report

Curriculum	Current Status	College, University or Training Program	Major Field of Study
	Part-Time	SUNY Institute of Technology at Utica/Rome	Psychology
		Syracuse University	Social Work(4)
		Arizona State University	Special Education
		SUNY Empire State College	Education
		Syracuse University	Social Work
LBR - AS Labor Studies	Full-Time	University College	Psychology
	Full-Time	SUNY College at Cortland	Education
		SUNY College at Potsdam	Industrial Labor Relations
MED - AAS Medical Records Technology	Part-Time	SUNY Empire State College	Biology
MET - AAS Mechanical Technology	Full-Time	SUNY Institute of Technology at Utica/Rome	Mechanical Engineering Technology
	Part-Time	Syracuse University	Mechanical Technology Engineering
MTS - AA Math/Science	Full-Time	Le Moyne College	Biology
		Rochester Institute of Technology	Ultra-Sound
		SUNY College at Canton	Veterinarian Technician
		SUNY College at Cortland	Elementary Education K-6
		SUNY College at Oswego	Education
			Education/Mathematics
		SUNY Environmental Science & Forestry	Construction Management & Engineering
		SUNY Health Science Center	Radiation Therapy
MTS - AS Math/Science	Full-Time	SUNY at Buffalo	
		CIMH School of Nursing	Nursing
		SUNY College at Geneseo	Biology
		SUNY College at Oswego	Education
		SUNY E.S.F.	Environmental & Forest Biology
		SUNY Health Science Center at Syracuse	Radiologic Technology
		SUNY at Buffalo	Biology
			Business Administration
			Medical Technology
	Part-Time	Syracuse University	Mechanical Engineering
		SUNY College at Oswego	Accounting
MUS - AAS Music	Full-Time	College of Saint Rose	Music Business/Technology
		SUNY College at New Paltz	Music/Jazz Studies
		SUNY College at Potsdam	Education

Class of 1994 Graduate Follow-up Report

Curriculum	Current Status	College, University or Training Program	Major Field of Study
		Syracuse University	Education(2)
NUR - AAS			
Nursing	Full-Time	Health Science Center Paramedic Program Utica SU	Emergency Medicine
	Part-Time	Syracuse University	Biology Nursing
OTD - AAS			
Office Technology	Full-Time	SUNY College at Cortland	Elementary Education
	Part-Time	Columbia College H & R Block	Business Administration Tax Preparation
REC - AAS			
Recreation Leadership	Full-Time	Onondaga Community College Indiana Wesleyan University Springfield College	Recreation Management Recreation Management
REC - AS			
Recreation Leadership	Full-Time	Onondaga Community College SUNY College at Cortland	Math/Science Recreation
RPC - Cert.			
Respiratory Therapy	Full-Time	Gannon University Onondaga Community College SUNY College at Cortland SUNY Upstate Medical Center	Respiratory Care Respiratory Therapy Degree Education Cardid Respiratory(2)
	Part-Time	Onondaga Community College SUNY College at Cortland	Respiratory Applied Science
RTV - AAS			
Radio/Television	Full-Time	Ithaca College SUNY College at Fredonia SUNY College at Oswego SUNY College at Oswego Syracuse University University of Miami	Television & Radio Communications Communications Public Relations(4) Public Relations Physical Therapy
SGC - Cert.			
Surgical Technology	Part-Time	Onondaga Community College	Nursing Science

SECTION III

APPENDIX

EMPLOYMENT/TRANSFER SUMMARY ON THE CLASS OF 1994

Degree	Curriculum	Number Receiving Degrees	Responding to Survey	Transferring to Other Institutions	Full-Time Employment Data			
					Employed Full Time	Employment in Field		
						Employed in Field	# Reporting Salaries	Salary Range
Associate in Applied Science	Apprentice Training: Building	0	0	0	0	0	0	-
	Apprentice Trn: Electrical Trades	0	0	0	0	0	0	-
	Apprentice Trn. Machine	4	2	0	2	2	2	32,000 - 60,000
	Architectural Technology	21	10	1	8	8	7	11,752 - 24,000
	Graphic Arts & Advertising	41	25	9	5	2	2	12,480 - 18,000
	Accounting	16	9	0	7	5	5	11,232 - 25,000
	Automotive Technology	7	5	0	3	3	3	18,720 - 23,920
	Banking	7	4	0	4	2	2	23,000 - 28,100
	Business Administration	68	34	9	28	19	16	16,640 - 40,000
	Data Processing	11	6	5	2	1	0	-
	Computer Technology	3	1	0	1	1	1	-
	Criminal Justice	37	19	2	12	6	6	10,400 - 23,500
	Dental Hygiene	30	18	0	10	9	8	21,504 - 44,928
	Electrical Technology	19	10	3	8	4	4	12,480 - 51,000
	Fire Protection Technology	2	0	0	0	0	0	-
	Food Service Administration	5	2	1	1	1	1	-
	Hotel Technology	4	2	0	2	2	2	15,000 - 26,000
	Human Services	25	12	2	5	4	4	10,712 - 15,600
	Interior Design	0	0	0	0	0	0	-
	Medical Lab. Technology	2	1	1	1	1	1	-
	Mechanical Technology	14	8	3	4	4	4	20,000 - 41,704
	Medical Records Technology	9	4	0	4	4	3	13,000 - 17,100
	Music	23	8	5	4	4	0	-
	Nursing	52	29	3	20	15	11	19,760 - 36,000
	Office Technology	13	7	3	3	3	3	17,462 - 26,000
	Physical Therapy Assistant	23	8	0	8	8	7	14,560 - 36,000
	Quality Control Technology	2	1	0	1	1	1	-
	Recreation Leadership	9	7	2	4	2	2	14,000 - 30,000
	Respiratory Therapy	19	0	0	0	0	0	-
	Radio/Television	33	20	9	5	2	2	11,700 - 15,770
	Surgical Technology	1	0	0	0	0	0	-
	TOTALS	500	252	58	152	113	97	-
Associate in Science	Business Transfer	85	50	31	19	8	7	13,935 - 49,200
	Criminal Justice	71	37	24	8	3	2	15,000 - 18,000
	Computer Science	12	3	0	1	1	0	-
	Engineering Science	10	7	6	1	0	0	-
	Human Services	47	27	14	8	4	4	10,400 - 16,305
	Labor Studies	5	3	2	2	1	1	-
	Math/Science	29	15	10	4	1	0	-
	Photography	17	4	0	3	3	3	10,920 - 15,080
	Recreation Leadership	6	3	2	0	0	0	-
	Telecommunications Mgmt.	1	0	0	0	0	0	-
	TOTALS	283	149	89	46	21	17	-
Associate in Art	General Studies	20	11	4	4	1	1	-
	Humanities	206	108	79	25	11	9	9,600 - 31,000
	Math/Science	24	15	9	5	2	2	21,840 - 43,680
	TOTALS	250	134	92	34	14	12	-
Certificates	Drafting	7	3	0	1	1	1	-
	Early Child Care	0	0	0	0	0	0	-
	Fire Protection Technology	2	1	0	1	0	0	-
	Machine Operator	0	0	0	0	0	0	-
	Office Technology	0	0	0	0	0	0	-
	Professional Cooking	1	1	0	1	1	1	-
	Respiratory Therapy	30	18	7	8	6	4	17,326 - 30,000
	Surgical Technology	23	9	1	6	5	3	20,000 - 25,000
	Word Processing	2	1	0	1	1	1	-
	TOTALS	65	33	8	18	14	10	-
Grand Total		1098	568	247	250	162	136	-

Onondaga Community College
Office of Institutional Research and Planning
GRADUATE FOLLOW-UP STUDY

Route 173
Syracuse, New York 13215

CIRCLE THE APPROPRIATE NUMBER

1. What best describes your most important reason for earning a college degree. (Circle only one)
 1. To increase my chances to get a job or a better job
 2. To prepare me to transfer to a four year college
 3. To reach other goals such as self-fulfillment
2. If you chose option #3 above, were your goals met by your college degree?
 1. Yes
 2. No
3. What is your primary employment status? (Circle only one)
 1. Employed Full-Time (30 or more hours per week)
 2. Employed Part-Time (Less than 30 hours per week)
 3. In the Military
 4. Not employed, seeking employment
 5. Not employed, not seeking employment
 6. Retired
 7. Other

ANSWER QUESTIONS (4) THROUGH (11) ONLY IF YOU ARE CURRENTLY EMPLOYED

4. What is your current job title? _____
5. What is your salary?
Annual _____ Hourly _____
6. Were the following important in getting your current job?

<u>Finishing your degree or certificate</u>	<u>The specific program of study</u>
1. Yes	1. Yes
2. No	2. No
7. How closely is your current occupation related to your program at college?
 1. Highly Related
 2. Slightly Related
 3. Not Related
8. When did you begin to work in your current position?
Year _____
Month _____
9. In what County and State do you work?
County _____
State _____

(O V E R)

10. Are you primarily self-employed?

1. Yes
2. No

11. What is the name of your employer (e.g., Company, Agency)?

ANSWER QUESTIONS (12) THROUGH (17) IF YOU HAVE TRANSFERRED TO ANOTHER COLLEGE, UNIVERSITY OR TRAINING PROGRAM

12. Name and location of College, University or Training Program?

Name _____
City _____
State _____

13. What is your current status?

1. Full-Time Student
2. Part-Time Student

14. What degree do you expect to earn at the completion of your current studies?

1. One Year Certificate or Diploma
2. Associate Level
3. Baccalaureate Level
4. Post-Baccalaureate Level
5. Specific Skills or Learning, but no Degree

15. What is your major field of study? _____

16. How related is your current field of study to your Community College degree program?

1. Highly Related
2. Slightly Related
3. Not Related/Not Applicable

17. How important were each of the following reasons for attending the college to which you transferred?

Use the following codes

1 = Very Important 2 = Somewhat Important 3 = Not Important 4 = I Don't Know

Ease of Transfer	1	2	3	4
Access (e.g., cost, location)	1	2	3	4
Good Academic or Vocational Reputation	1	2	3	4
Availability of Program	1	2	3	4
Recruitment by Institution	1	2	3	4
Social Environment	1	2	3	4
Other	1	2	3	4

18. If you are not attending a College, University, or Training Program, what plans do you have for continuing your education?

1. No Plans at this time
2. I Plan to attend in the near future

19. How long did it take for you to earn your degree or certificate at OCC?

1. One to Two years
2. Two to Three years
3. Three to Four years
4. Four to Five years
5. More than Five years

20. The following statements reflect the goals of many college students. In the first column, please circle the numbers of those goals that you feel are important for you to achieve. In the second column, circle the numbers of those goals your experiences at OCC have helped you to achieve. Please circle each of the goals that apply to you.

These goals are important to me.

↓
↓
↓
↓
↓

OCC has helped me to achieve these goals.

↓
↓
↓
↓

These goals are important and OCC has helped me

↓

Academic Goals

- | | | | | |
|-----|---|---|---|--|
| (1) | 1 | 2 | 3 | To increase my knowledge and understanding in an academic field |
| (2) | 1 | 2 | 3 | To obtain a certificate or degree |
| (3) | 1 | 2 | 3 | To complete courses necessary to transfer to another educational institution |

Career-Preparation Goals

- | | | | | |
|-----|---|---|---|--|
| (4) | 1 | 2 | 3 | To discover career interests |
| (5) | 1 | 2 | 3 | To formulate long-term career plans and/or goals |
| (6) | 1 | 2 | 3 | To prepare for a new career |

Job-or Career-Improvement Goals

- | | | | | |
|-----|---|---|---|---|
| (7) | 1 | 2 | 3 | To improve my knowledge, technical skills, and/or competencies for my job or career |
| (8) | 1 | 2 | 3 | To increase my chances for a raise and/or promotion |

Social-and Cultural-Participation Goals

- | | | | | |
|------|---|---|---|---|
| (9) | 1 | 2 | 3 | To become actively involved in student life and campus activities |
| (10) | 1 | 2 | 3 | To increase my participation in cultural and social events |
| (11) | 1 | 2 | 3 | To meet people |
| (12) | 1 | 2 | 3 | To increase my appreciation for other cultures |

Personal-Development and Enrichment Goals

- | | | | | |
|------|---|---|---|--|
| (13) | 1 | 2 | 3 | To increase my self-confidence |
| (14) | 1 | 2 | 3 | To improve my leadership skills |
| (15) | 1 | 2 | 3 | To improve my ability to get along with others |
| (16) | 1 | 2 | 3 | To learn skills that will enrich my daily life or make me a more complete person |
| (17) | 1 | 2 | 3 | To develop my ability to be independent self-reliant and adaptable |

21. The following are services provided by colleges. How would you evaluate these services as provided by OCC? For each service *circle the number of the response that is most appropriate.*

I did not know about this service

↓ *I knew about this service but did not use it*

↓ ↓ *I used this service and was satisfied with it*

↓ ↓ ↓ *I used this service but was not satisfied with it*

↓ ↓ ↓ ↓

- | | | | | | |
|------|---|---|---|---|--|
| (1) | 1 | 2 | 3 | 4 | Admissions |
| (2) | 1 | 2 | 3 | 4 | Registration |
| (3) | 1 | 2 | 3 | 4 | Bursar office |
| (4) | 1 | 2 | 3 | 4 | Academic advising |
| (5) | 1 | 2 | 3 | 4 | Advising and testing |
| (6) | 1 | 2 | 3 | 4 | Counseling |
| (7) | 1 | 2 | 3 | 4 | Reading, writing, math, and study-skills improvement |
| (8) | 1 | 2 | 3 | 4 | Tutoring |
| (9) | 1 | 2 | 3 | 4 | Multicultural Resources and Diversity Awareness |
| (10) | 1 | 2 | 3 | 4 | College cultural programs |
| (11) | 1 | 2 | 3 | 4 | Recreation and athletic programs |
| (12) | 1 | 2 | 3 | 4 | Financial aid |
| (13) | 1 | 2 | 3 | 4 | Work Study |
| (14) | 1 | 2 | 3 | 4 | Cooperative Education |
| (15) | 1 | 2 | 3 | 4 | Job placement |
| (16) | 1 | 2 | 3 | 4 | Learning Support Center |
| (17) | 1 | 2 | 3 | 4 | Health services |
| (18) | 1 | 2 | 3 | 4 | Library |
| (19) | 1 | 2 | 3 | 4 | OSSA/Activities |
| (20) | 1 | 2 | 3 | 4 | Student Clubs/Organizations |
| (21) | 1 | 2 | 3 | 4 | Child Care |
| (22) | 1 | 2 | 3 | 4 | Bookstore |
| (23) | 1 | 2 | 3 | 4 | Parking |
| (24) | 1 | 2 | 3 | 4 | Campus security |
| (25) | 1 | 2 | 3 | 4 | Cafeteria |

22. If you plan to continue your education, what is the highest degree you ultimately plan to earn?

- 1 Certificate
- 2 Associate degree
- 3 Bachelor's degree
- 4 Master's degree
- 5 Specialist degree (e.g., Ed.S.)
- 6 Professional degree (e.g., medicine, law, theology)
- 7 Doctoral degree (e.g., Ph.D., Ed.D., D.B.A.)

**PLEASE COMPLETE THIS SURVEY AND RETURN IT TO THE
OFFICE OF INSTITUTIONAL RESEARCH & PLANNING
THANK YOU**

[illegible]



**ONONDAGA
COMMUNITY
COLLEGE**

SYRACUSE, NEW YORK 13215
315/469-7741

*Office of Institutional
Research and Planning*

October 12, 1994

Dear OCC Graduate:

Congratulations to you on your educational achievement! As a student graduating in the past year, you officially join the ranks of the Class of 1994, at Onondaga Community College. You also now share a common heritage with the growing fraternity of OCC alumni, an accomplished group now totaling nearly 20,000 individuals.

As you may know, each year the College undertakes a survey of our graduates to better understand how you are doing and how you feel about your experiences at OCC. The information you provide will help us in evaluating our programs in understanding how well OCC helped you meet your goals. Your responses to the enclosed questionnaire are very important. Without your response to the survey, the results will not fully represent the Class of 1994.

Please take a few minutes to provide a careful response for each question. The last page of the survey is for any additional comments you may have. We welcome your thoughts. Also, we have enclosed a postage-paid, self-addressed envelope for your convenience.

Please give serious attention to this questionnaire as it will help us to make improvements for the future students of OCC.

Thank you and good luck in the future!

Sincerely,

David E. Rogers, Ph.D., Director
Institutional Research and Planning

/mdl

Enclosures



**ONONDAGA
COMMUNITY
COLLEGE**

SYRACUSE, NEW YORK 13215
315/469-7741

Institutional Research and Planning

November 21, 1994

Dear Graduate:

Some weeks ago, we at the College sent you a survey related to your educational experiences following your graduation from Onondaga Community College. As we have not yet received your reply to this survey, I am taking this opportunity to forward you another copy.

Your honest and complete responses to the survey questions achieve three primary objectives. First, the information helps fulfill reporting requirements mandated by the State University of New York. Second, it will help us to understand how well OCC met your goals. Third, it enables us at the College to better evaluate the very programs which you, once as a student, and now as a graduate, share in common with past and future alumni.

Again, I would like to extend to you my congratulations on your educational achievement and my thanks for your response to this survey.

Thank you and good luck in the future!

Sincerely,

David E. Rogers, Ph.D.
Director
Institutional Research & Planning

DER/bbs