

## DOCUMENT RESUME

ED 375 919

JC 940 639

TITLE WNCC Placement and Follow-Up Report, Academic Year 1991-1992.

INSTITUTION Western Nebraska Community Coll., Scottsbluff. Office of Institutional Research.

PUB DATE May 93

NOTE 47p.; Portions printed on colored paper.

PUB TYPE Reports - Research/Technical (143) -- Tests/Evaluation Instruments (160)

EDRS PRICE MF01/PC02 Plus Postage.

DESCRIPTORS Community Colleges; \*Education Work Relationship; Graduate Surveys; Occupational Surveys; \*Outcomes of Education; \*Participant Satisfaction; Two Year Colleges; Vocational Followup; \*Wages

IDENTIFIERS Western Nebraska Community College

## ABSTRACT

In October 1992, Western Nebraska Community College (WNCC) surveyed all 173 students who had graduated between June 1991 and July 1992 to determine their current educational and employment status and their perceptions of WNCC. Completed surveys were received from 130 graduates, for a response rate of 75%. Study findings included the following: (1) 55% were employed, 33% were continuing their education, 8% were attending school and working, and 2% were seeking employment; (2) 69% believed they had achieved their educational objectives at WNCC, while another 23% had partially achieved their objectives; (3) 90% felt that their WNCC experiences had improved the quality of their lives; (4) 81% indicated that they would recommend WNCC to friends and family; (5) of the 6 unemployed graduates, only 2 were actually seeking employment; (6) among the 43 graduates continuing their education, 72% were attending school in Nebraska; (7) 69% of these students were satisfied or very satisfied with the transfer process; (8) of the 71 employed graduates, 82% were working full-time and 87% were working in a related field, earning an average wage of \$7.54 per hour; (9) 66% of employed graduates expressed satisfaction with their current job; (10) among the 10 graduates who were working and studying, 6 were continuing their studies in-state; (11) 50% of these graduates were employed full-time and 70% were working in a related field earning an average hourly wage of \$8.03; and (12) 80% of these graduates were satisfied with their current job. Findings for the two WNCC campuses, the survey instruments, and a list of graduates employers are included. (KP)

\*\*\*\*\*

\* Reproductions supplied by EDRS are the best that can be made \*  
\* from the original document. \*

\*\*\*\*\*

**ACADEMIC YEAR 1991-1992**

**WNCC PLACEMENT AND FOLLOW-UP REPORT**

U.S. DEPARTMENT OF EDUCATION  
Office of Educational Research and Improvement  
EDUCATIONAL RESOURCES INFORMATION  
CENTER (ERIC)

- ☐ This document has been reproduced as received from the person or organization originating it.
- ☐ Minor changes have been made to improve reproduction quality.
- Points of view or opinions stated in this document do not necessarily represent official OERI position or policy.



"PERMISSION TO REPRODUCE THIS  
MATERIAL HAS BEEN GRANTED BY

F. Medak

TO THE EDUCATIONAL RESOURCES  
INFORMATION CENTER (ERIC)."

**Office of Institutional Research**

May 1993

**BEST COPY AVAILABLE**

JC 940 639

## Analysis of 1991-1992 WNCC Graduates

### Summary

A follow-up survey was conducted of all 173 WNCC students who graduated between June 1, 1991 and July 31, 1992. The 130 completed surveys (response rate 75%) were analyzed and the results are summarized as follows:

#### ■ Graduate Placement

	<u>Scottsbluff</u>	<u>Sidney</u>	<u>TOTAL WNCC</u>
▶ Employed	48%	74%	55%
▶ Continuing Education	41%	12%	33%
▶ Continuing Education & Working	8%	6%	8%
▶ Unavailable for Work	3%	3%	3%
▶ Seeking Employment	—	6%	2%

#### ■ Graduates' Academic Perception of WNCC

- ▶ The majority of graduates surveyed in this study (69%) believed that they completely achieved their educational objectives at WNCC, while another 23% perceived they partially achieved their objectives.
- ▶ Approximately 90% of the graduates perceived that their WNCC experiences had improved the quality of their lives.
- ▶ Eighty-one percent of the graduates would recommend their family and acquaintances attend WNCC.

#### ■ Analysis of Graduates' Status

##### ▶ *Unemployed Graduates*

- Of the 6 unemployed graduates, only 2 are seeking employment; the rest of them are unavailable for work due to personal and family factors.

##### ▶ *Transferred Graduates*

- Among the 43 graduates who are continuing their college studies, 72% are going to school in Nebraska and 26% are attending out-of-state institutions.

- Almost three-fourths of them appeared to be very satisfied or satisfied with the transfer process.

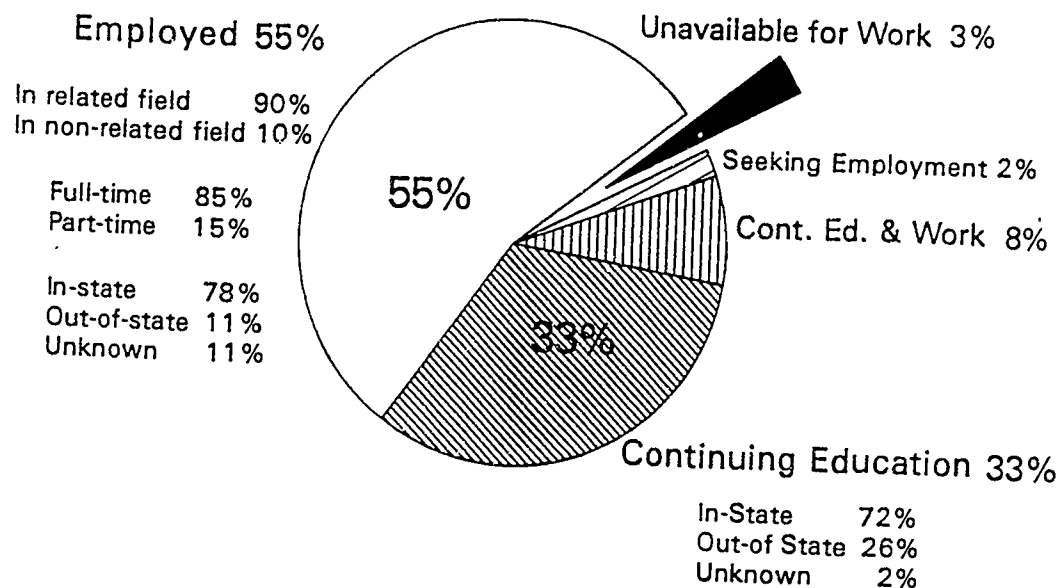
► *Employed Graduates*

- Of the 71 employed graduates, 82% of them are working full-time and the majority of them (87%) are working in a related field, earning an average wage of \$7.54 per hour.
- The majority of employed graduates (66%) expressed satisfaction with their current job. Another 20% had no opinion.

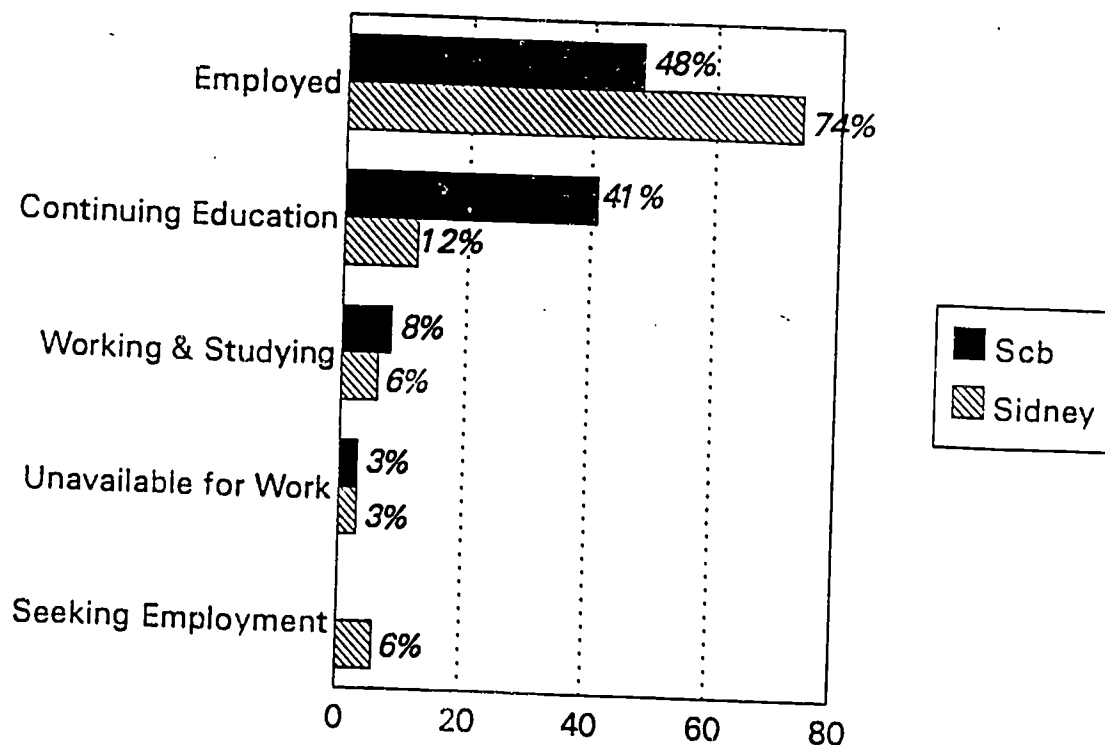
► *Working and Studying Graduates*

- Six out of 10 graduates in this category are continuing their studies at in-state institutions.
- The majority of them (90%) appeared to be satisfied with the transfer process.
- Among the 10 graduates in this group, half of them are employed full-time and 70% of them are working in a related field earning an average hourly wage of \$8.03.
- Eighty percent of them are satisfied with their current job.

## Placement Data of 1991-1992 WNCC Graduates



## Placement Data of 1991-1992 WNCC Graduates Broken Down by Campus



# PLACEMENT DATA OF GRADUATES (AY 1991-1992)

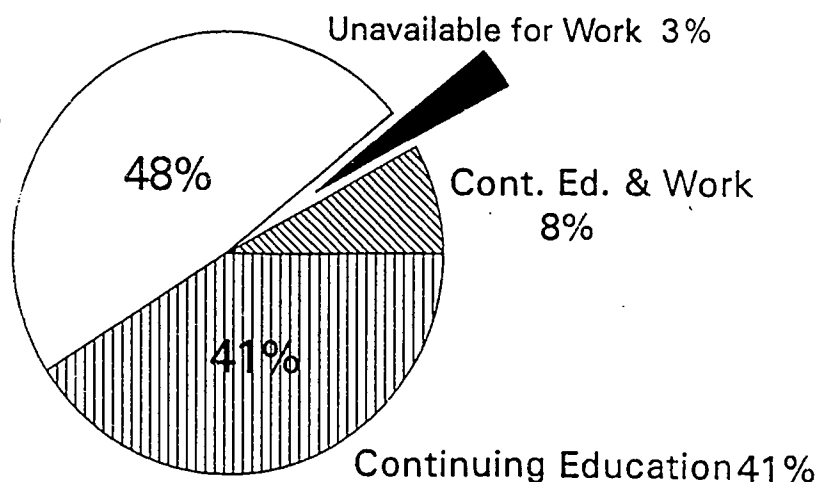
## Scottsbluff Campus

Employed 48%

In related field 91%  
In non-related field 9%

Full-time 80%  
Part-time 20%

In-state 80%  
Out-of-state 7%  
Unknown 13%



In-State 74%  
Out-of-State 26%

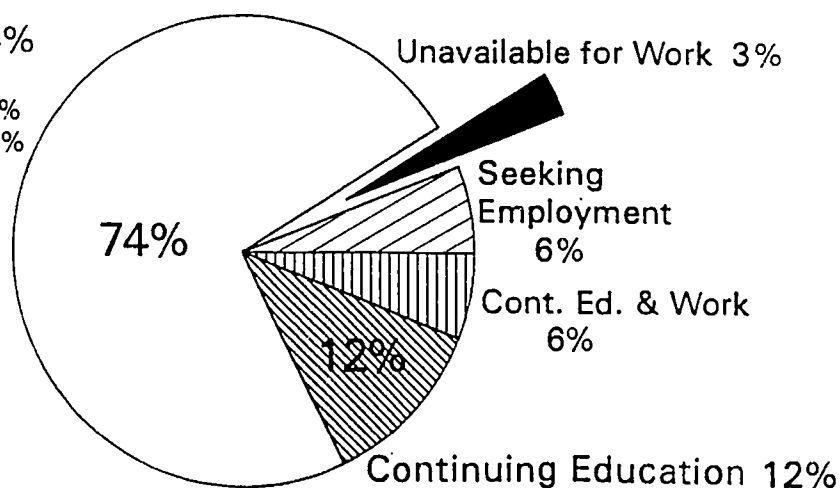
## Sidney Campus

Employed 74%

In related field 88%  
In non-related field 12%

Full-time 96%  
Part-time 4%

In-state 72%  
Out-of-state 20%  
Unknown 8%



In-State 75%  
Out-of State 25%

## Table of Contents

	<u>Page</u>
Section I: Placement Data of 1991-1992 WNCC Graduates. . . . .	1
Section II: Graduates' Academic Perceptions of WNCC. . . . .	11
Section III: Analysis of 1991-1992 Graduates by Status. . . . .	13
▶ <i>Analysis of Unemployed Graduates (N=6).</i> . . . .	13
▶ <i>Analysis of Transferred Graduates (N=43).</i> . . . .	14
▶ <i>Analysis of Employed Graduates (N=71).</i> . . . .	16
▶ <i>Analysis of Working and Studying Graduates (N=10).</i> . . . .	18
Appendix A: Copy of Graduate Survey	
Appendix B: List of Companies That Employed 1991-1992 WNCC Graduates	

## List of Tables

<u>Table</u>	<u>Page</u>
1 1991-1992 Graduates Broken Down by Award and Campus. . . . .	i
2 Academic Year 1991-1992 Placement Data of WNCC Graduates Broken Down by Award. . . . .	2
3 Academic Year 1991-1992 Placement Data of WNCC Graduates Broken Down by Campus & Award. . . . .	3
4 Academic Year 1991-1992 Employment Status of WNCC Graduates. . . . .	4
5 Academic Year 1991-1992 Transfer Destination of WNCC Graduates. . . . .	5
6 1991-1992 Placement Data Broken Down by Program of Study Scottsbluff Campus. . . . .	6-8
7 1991-1992 Placement Data Broken Down by Program of Study Sidney Campus. . . . .	9-10

## Analysis of 1991-1992 WNCC Graduates

Graduate follow-up surveys were sent out in October of 1992 by Student Support Services Staff to all 173 WNCC students who graduated between June 1, 1991 and July 31, 1992. Sixty-one surveys (35%) were returned and 69 nonrespondents (40%) were followed up by telephone interview, which brought the total return rate to 75%. It is noted that a few telephone interviews were conducted through relatives of the students since those students had moved out of the area.

The data gathered from the returned surveys and telephone interviews (75% response rate) were analyzed and are presented in the following three sections. Data regarding graduate award broken down by campus are summarized in Table 1.

**TABLE 1**

---

---

**1991-92 Graduates Broken Down by Award and Campus**

---

---

<u>Award</u>	<u>Scottsbluff</u>	<u>Sidney</u>	<u>TOTAL WNCC</u>
Associate of Arts Degree	30	--	30
Associate of Applied Arts Degree	--	1	1
Associate of Applied Science Degree	20	23	43
Associate of Science Degree	21	--	21
Certificate - 2 Years or Less	--	1	1
Certificate - 1 Year or Less	1	7	8
Diploma	--	2	2
Practical Nursing Diploma	24	--	24
<b>TOTAL GRADUATES</b>	<b>96</b>	<b>34</b>	<b>130</b>

---

---



---

---

## Section I

---

---

### Placement Data of 1991-1992 WNCC Graduates

---

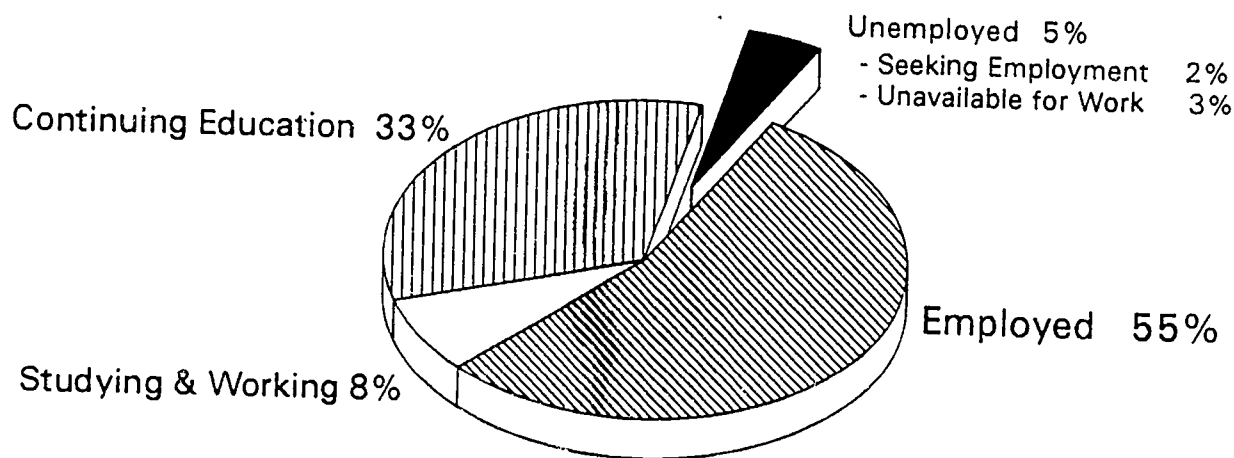
## Placement Data of 1991-1992 WNCC Graduates

---

Out of 130 graduates who responded to the follow-up survey, 71 of them (55%) are currently employed, 43 graduates (33%) are continuing their studies, 10 graduates (8%) are continuing their studies while working, and only 6 graduates (5%) are unemployed. Among those 6 unemployed graduates, only two of them are actively seeking employment. The rest of them are unavailable for employment due to personal and family reasons such as pregnancy, moving, etc.

**Figure 1**

### Placement Data of 1991-1992 WNCC Graduates



Tables 2-5 illustrate the placement data of WNCC graduates in terms of Award, Employment Status, Transfer Destination. The placement data regarding graduates from each field of study from each campus are presented in Tables 6 and 7.

**TABLE 2**  
**ACADEMIC YEAR 1991-1992**  
**PLACEMENT DATA OF WNCC GRADUATES**  
**Broken Down by Award**

AWARD	TOTAL GRADS*	NUMBER RESPONSES	NUMBER CONTINUING EDUCATION	NUMBER EMPLOYED	NUMBER CONTINUING EDUCATION & WORKING	SEEKING EMPLOYMENT	UNAVAILABLE FOR EMPLOYMENT
Associate of Arts	35	30	19 (63%)**	7 (23%)	1 (3%)	--	3 (10%)
Associate of Applied Arts	1	1	--	1 (100%)	--	--	--
Associate of Applied Science	67	43	7 (16%)	32 (74%)	3 (7%)	1 (2%)	--
Associate of Science	22	21	12 (57%)	5 (24%)	4 (19%)	--	--
Certificate - 2 Years or Less	2	1	--	1 (100%)	--	--	--
Certificate - 1 Year or Less	9	8	--	6 (75%)	--	1 (13%)	1 (13%)
Diploma	6	2	1 (50%)	1 (50%)	--	--	--
Practical Nursing Diploma	31	24	4 (17%)	18 (75%)	2 (8%)	--	--
<b>TOTAL</b>	<b>173</b>	<b>130</b>	<b>43 (33%)</b>	<b>71 (55%)</b>	<b>10 (8%)</b>	<b>2 (2%)</b>	<b>4 (3%)</b>

Notes: \*TOTAL GRADS includes only non-duplicated graduates; there were 2 students who received both certificates and degrees and were counted for degree only.  
\*\*Percentage is calculated based on total number of responses in each type of award

Office of Institutional Research

TABLE 3

## ACADEMIC YEAR 1991-1992

PLACEMENT DATA OF WNCC GRADUATES  
Broken Down By Campus & Award

CAMPUS	TOTAL GRADS	NUMBER RESPONSES	CONTINUING EDUCATION	EMPLOYED	CONTINUING EDUCATION & WORKING	SEEKING EMPLOYMENT	UNAVAILABLE FOR EMPLOYMENT
SCOTTSBLUFF							
Associate of Arts	35	30	19 (63%)	7 (23%)	1 (3%)	--	3 (10%)
Associate of Applied Science	25	20	4 (20%)	15 (75%)	1 (5%)	--	--
Associate of Science	22	21	12 (57%)	5 (24%)	4 (19%)	--	--
Certificate - 1 Year or Less	1	1	--	1 (100%)	--	--	--
Practical Nursing Diploma	31	24	4 (17%)	18 (75%)	2 (8%)	--	--
<b>TOTAL SCOTTSBLUFF</b>	<b>114</b>	<b>96</b>	<b>39 (41%)</b>	<b>46 (48%)</b>	<b>8 (8%)</b>	<b>--</b>	<b>3 (3%)</b>
SIDNEY							
Associate of Applied Arts	1	1	--	1 (100%)	--	--	--
Associate of Applied Science	42	23	3 (13%)	17 (74%)	2 (9%)	1 (4%)	--
Certificate - 2 Years or Less	2	1	--	1 (100%)	--	--	--
Certificate - 1 Year	8	7	--	5 (71%)	--	1 (14%)	1 (14%)
Diploma	6	2	1 (50%)	1 (50%)	--	--	--
<b>TOTAL SIDNEY</b>	<b>59</b>	<b>34</b>	<b>4 (12%)</b>	<b>25 (74%)</b>	<b>2 (6%)</b>	<b>2 (6%)</b>	<b>1 (3%)</b>
<b>TOTAL WNCC</b>	<b>173</b>	<b>130</b>	<b>43 (33%)</b>	<b>71 (55%)</b>	<b>10 (8%)</b>	<b>2 (2%)</b>	<b>4 (3%)</b>

TABLE 4

ACADEMIC YEAR 1991-1992

## EMPLOYMENT STATUS OF WNCC GRADUATES

DEGREE	NUMBER EMPLOYED*	NUMBER EMPLOYED**		NUMBER EMPLOYED**		NUMBER EMPLOYED**		HOURLY WAGES***	
		EMPLOYED FULL TIME	EMPLOYED PART TIME	EMPLOYED IN RELATED FIELD	EMPLOYED IN NON RELATED FIELD	EMPLOYED IN STATE	EMPLOYED OUT OF STATE	NO. OF RESP	(MIN-MAX)
Associate of Arts	8	6	1	5	2	7	--	5	\$4.85-8.75
Associate of Applied Arts	1	1	--	1	--	1	--	--	--
Associate of Applied Science	35	29	5	30	5	25	7	29	\$4.25-8.75
Associate of Science	9	3	5	5	3	6	2	9	\$4.24-11.20
Certificate - 2 Years or Less	1	1	--	1	--	1	--	1	\$5.00
Certificate - 1 Year or Less	6	6	--	6	--	4	1	4	\$5.62-7.00
Diploma	1	1	--	1	--	--	--	--	--
Practical Nursing Diploma	20	16	4	20	--	16	2	20	\$6.00-15.00
<b>TOTAL</b>	<b>81</b>	<b>63</b>	<b>15</b>	<b>69</b>	<b>10</b>	<b>60</b>	<b>12</b>	<b>68</b>	<b>\$4.24-15.00</b>

Notes: \*NUMBER EMPLOYED includes those who are working, as well as those who are working while studying  
\*\*Numbers may not add up due to missing data  
\*\*\*Based on those respondents who are employed in a related field only

TABLE 5

## ACADEMIC YEAR 1991-1992

## TRANSFER DESTINATION OF WNCC GRADUATES

DEGREE	NUMBER CONTINUING EDUCATION*	CONTINUING STUDY AT WNCC	CHADRON STATE COLLEGE	UNIVERSITY OF NEBR.			OUT OF STATE INSTITUTIONS	
				UNL, UNMC	UNK	UNIVERSITY OF WYOMING	OTHER	
Associate of Arts	20	--	10	1	3	1	5	
Associate of Applied Science	10	3	2	--	1	1	3	
Associate of Science	16	1	3	3	4	2	3	
Diploma	1	--	1	--	--	--	--	
Practical Nursing Diploma	6**	2	--	1	--	--	--	
<b>TOTAL</b>	<b>53</b>	<b>6 (11%)</b>	<b>16 (30%)</b>	<b>5 (9%)</b>	<b>8 (15%)</b>	<b>4 (8%)</b>	<b>11 (21%)</b>	

Notes: \*Number Continuing Education includes those who are continuing their education and those who are continuing their education and working

\*\*Two graduates continuing study at Central Community College and Mid-Plains Community College

One graduate did not respond

## Scottsbluff Campus

TABLE 6  
1991-1992 PLACEMENT DATA BROKEN DOWN BY PROGRAM OF STUDY

PROGRAM OF STUDY	NUMBER OF RESPONSES	NUMBER CONTINUING EDUCATION	WORKING & STUDYING	NUMBER EMPLOYED		NUMBER UNEMPLOYED		HOURLY WAGE*	
				RELATED FIELD	NON RELATED	SEEKING EMPL	UNA FOR WORK	NUMBER RESP	AVERAGE WAGE
Associate of Arts Degree Business Administration/ Management	4	3	--	1	--	--	--	1	\$8.75
Acct/Applied/Technical	2	1	--	1	--	--	--	--	--
Education	12	7	1	1	1	--	2	1	\$4.85
Physical Therapy/Pre	1	1	--	--	--	--	--	--	--
Law/Pre	1	1	--	--	--	--	--	--	--
English	1	1	--	--	--	--	--	--	--
General Studies	5	4	--	1	--	--	--	--	--
Human Serv/Social Work	3	--	--	1	1	--	1	1	\$5.70
Journalism	1	1	--	--	--	--	--	--	--
<b>TOTAL FOR AA</b>	<b>30</b>	<b>19 (63%)</b>	<b>1 (3%)</b>	<b>5 (17%)</b>	<b>2 (7%)</b>	<b>--</b>	<b>3 (10%)</b>	<b>3 (10%)</b>	<b>\$6.43</b>

\* Based on respondents who work in Related Field only

SEEKING EMPL = Seeking Employment  
UNA FOR WORK = Unavailable For Employment

## Scottsbluff Campus

TABLE 6 (cont.)

1991-1992 PLACEMENT DATA BROKEN DOWN BY PROGRAM OF STUDY

PROGRAM OF STUDY	NUMBER OF RESPONSES	NUMBER CONTINUING EDUCATION	WORKING & STUDYING	NUMBER EMPLOYED		NUMBER UNEMPLOYED		HOURLY WAGE*	
				RELATED FIELD	NON RELATED	SEEKING EMPL	UNA FOR WORK	NUMBER RESP	AVERAGE WAGE
Associate of Applied Science Degree									
Agri-Business Production	1	--	--	1	--	--	--	1	\$5.00
Business Administration	2	--	--	2	--	--	--	2	\$8.13
Acct./Applied/Technical	3	--	--	2	1	--	--	2	\$4.73
Secretarial	8	2	--	5	1	--	--	4	\$5.25
Education	3	1	1	1	--	--	--	2	\$6.73
Human Serv./Social Work	3	1	--	2	--	--	--	2	\$6.57
<b>TOTAL FOR AAS</b>	<b>20</b>	<b>4 (20%)</b>	<b>1 ( 5%)</b>	<b>13 (65%)</b>	<b>2 (10%)</b>	<b>--</b>	<b>--</b>	<b>13 (65%)</b>	<b>\$6.02</b>

\* Based on respondents who work in Related Field only

SEEKING EMPL = Seeking Employment  
UNA FOR WORK = Unavailable For Employment



## Scottsbluff Campus

TABLE 6 (cont.)  
1991-1992 PLACEMENT DATA BROKEN DOWN BY PROGRAM OF STUDY

PROGRAM OF STUDY	NUMBER OF RESPONSES	NUMBER CONTINUING EDUCATION	WORKING & STUDYING	NUMBER EMPLOYED		NUMBER UNEMPLOYED		HOURLY WAGE*	
				RELATED FIELD	NON RELATED	SEEKING EMPL	UNA FOR WORK	NUMBER RESP	AVERAGE WAGE
Associate of Science Degree	2	1	--	1	--	--	--	1	\$11.20
Business Administration	3	2	--	1	--	--	--	1	\$5.10
Acct./Applied/Technical	3	1	1	1	--	--	--	1	\$4.24
Computer Serv. Tech./Science	1	--	--	1	--	--	--	1	\$9.00
Education	3	2	1	--	--	--	--	1	\$6.50
Engineering/Pre	3	2	1	--	--	--	--	--	--
Health Professional/Pre	3	3	--	--	--	--	--	--	--
General Studies	3	1	1	--	1	--	--	1	\$5.25
Sciences	21	12 (57%)	4 (19%)	4 (19%)	1 (5%)	--	--	6 (29%)	\$6.88
<b>TOTAL FOR AS</b>	24	4	2	18	--	--	--	20	\$8.65
Practical Nursing Diploma	1	--	--	1	--	--	--	--	--
Bus./Gen. Voc. Certificate	96	39 (41%)	8 (8%)	41 (43%)	5 (5%)	--	3 (3%)	42 (44%)	\$7.43
<b>TOTAL SCOTTSBLUFF</b>									

\* Based on respondents who work in Related Field only

SEEKING EMPL = Seeking Employment  
UNA FOR WORK = Unavailable For Employment

## Sidney Campus

TABLE 7

## 1991-1992 PLACEMENT DATA BROKEN DOWN BY PROGRAM OF STUDY

PROGRAM OF STUDY	NUMBER OF RESPONSES	NUMBER CONTINUING EDUCATION	WORKING & STUDYING	NUMBER EMPLOYED		NUMBER UNEMPLOYED		HOURLY WAGE*	
				RELATED FIELD	NON RELATED	SEEKING EMPL	UNA FOR WORK	NUMBER RESP	AVERAGE WAGE
Associate of Applied Arts General Studies	1	--	--	1	--	--	--	--	--
Associate of Applied Sciences Business Administration	6	2	2	1	1	--	--	1	\$6.00
Acct/Applied/Technical	1	--	--	1	--	--	--	1	\$5.25
Secretarial	3	--	--	3	--	--	--	2	\$6.20
Computer Serv Tech	3	--	--	2	1	--	--	--	--
Cosmetology	1	--	--	1	--	--	--	--	--
General Studies	1	1	--	--	--	--	--	--	--
Autobody	1	--	--	--	1	--	--	--	--
Aviation/Maintenance	4	--	--	3	--	1	--	2	\$5.85
Diesel/Mech	1	--	--	1	--	--	--	1	\$6.00
Welding	2	--	--	2	--	--	--	2	\$7.55
<b>TOTAL FOR AAA &amp; AAS</b>	<b>24</b>	<b>3 (13%)</b>	<b>2 (8%)</b>	<b>15 (63%)</b>	<b>3 (13%)</b>	<b>1 (4%)</b>	<b>--</b>	<b>9 (38%)</b>	<b>\$6.27</b>

\* Based on respondents who work in Related Field only

SEEKING EMPL = Seeking Employment  
UNA FOR WORK = Unavailable For Employment

*Sidney Campus*

TABLE 7 (cont.)

## 1991-1992 PLACEMENT DATA BROKEN DOWN BY PROGRAM OF STUDY

PROGRAM OF STUDY	NUMBER OF RESPONSES	NUMBER CONTINUING EDUCATION	WORKING & STUDYING	NUMBER EMPLOYED		NUMBER UNEMPLOYED		HOURLY WAGE*	
				RELATED FIELD	NON RELATED	SEEKING EMPL	UNA FOR WORK	NUMBER RESP	AVERAGE WAGE
Certificate and Diploma									
Auto Mech/Diploma	1	1	--	--	--	--	--	1	\$5.00
Aviation Maint/Diploma	2	--	--	2	--	--	--	--	--
Clerk-Typist/Cert 1 Yr.	1	--	--	1	--	--	--	1	\$5.62
Autobody Tech/Cert 1 Yr.	1	--	--	--	--	--	1	--	--
Heavy Equip/Cert 1 Yr.	5	--	--	4	--	1	--	4	\$6.35
<b>TOTAL CERTIFICATE &amp; DIPLOMA</b>	<b>10</b>	<b>1 (10%)</b>	<b>--</b>	<b>7 (70%)</b>	<b>--</b>	<b>1 (10%)</b>	<b>1 (10%)</b>	<b>6 (60%)</b>	<b>\$6.00</b>
<b>TOTAL SIDNEY</b>	<b>34</b>	<b>4 (12%)</b>	<b>2 (6%)</b>	<b>22 (65%)</b>	<b>3 (9%)</b>	<b>2 (6%)</b>	<b>1 (3%)</b>	<b>15 (44%)</b>	<b>\$6.16</b>

\* Based on respondents who work in Related Field only

SEEKING EMPL = Seeking Employment  
UNA FOR WORK = Unavailable For Employment

---

---

## Section II

---

---

### Graduates' Academic Perceptions of WNCC

---

## Graduates' Academic Perceptions of WNCC

---

Graduates surveyed in this follow-up study were asked to respond to several questions regarding their academic perception of WNCC. A copy of the follow-up survey is presented in Appendix A. The analysis of the graduates' responses is as follows:

---

**Q:** *Did you achieve your educational objective at WNCC?*

---

✓	<u>69%</u>	Yes, Completely
	<u>23%</u>	Yes, Partially
	<u>1%</u>	No (briefly explain)
	<u>8%</u>	No Response

Of the 130 graduates who responded to the follow-up survey, the majority (69%) indicated that they completely achieved their educational objectives at WNCC. Almost another one-fourth (23%) also believed they achieved some of their educational objectives at WNCC. There is only one graduate who responded No. The brief explanation was given as "Sorry Program". A few students (8%) chose not to respond to the question.

---

**Q: *Do you feel your WNCC experiences have improved the quality of your life, regardless of the financial benefit?***

---

✓	<u>62%</u>	Definitely Yes
	<u>28%</u>	Probably Yes
	<u>4%</u>	Uncertain
	<u>1%</u>	Probably No
	<u>2%</u>	Definitely No
	<u>2%</u>	No Response

The majority of graduates (90%) who responded to the survey appeared to agree that their WNCC experiences had improved the quality of their lives, while very few of the other graduates (3%) disagreed. About 4% were not quite certain whether their WNCC experiences did improve the quality of their lives, and very few students (2%) chose not to express their opinion in this regard.

---

**Q: *Would you recommend attending WNCC to your family and acquaintances?***

---

✓	<u>81%</u>	Yes
	<u>7%</u>	Unsure
	<u>4%</u>	No
	<u>8%</u>	No Response

The majority of graduates in this survey study (81%) would recommend that their family members and acquaintances attend WNCC, a few graduates (7%) were not quite sure, and a small number (4%) said No. The reason why not was not elicited in this survey.

---

---

### **Section III**

---

---

#### **Analysis of 1991-1992 Graduates by Status**

---

## Analysis of 1991-1992 Graduates by Status

---

After the graduates who participated in this study identified their current status (Unemployed, Continuing College Study, Currently Employed, or Working While Attending College), they were asked a few questions to further elaborate about their status (see Appendix A, Section II, and Section III). The responses of graduates in each of the groups were then analyzed and are presented in the following sections:

---

### Analysis of Unemployed Graduates (N=6)

---

Of the six unemployed graduates who responded to the follow-up survey (5%), three of them graduated from the Scottsbluff Campus and the other three from Sidney. Their responses regarding their unemployed status are as follows:

	<u>2 (33%)</u>	Actively Seeking Employment
✓	<u>3 (50%)</u>	Unavailable for Employment <i>Reasons:</i> ▶ <i>Pregnant</i> ▶ <i>Personal</i> ▶ <i>Family</i>
	<u>1 (17%)</u>	Not Ready for Employment <i>Reason:</i> ▶ <i>Moved</i>



---

### Analysis of Transferred Graduates (N=43)

---

The majority of transferred graduates are those who graduated from the Scottsbluff Campus (91%); only 4 (9%) are from the Sidney Campus.

---

### Transfer Destination of WNCC Graduates

---

► In-State Institutions (72%)

• University of Nebraska

UNL	3
-----	---

UNK	8
-----	---

UNMC	1
------	---

• Chadron State College	13
-------------------------	----

• Continue at WNCC	6
--------------------	---

► Out-of-State Institutions (26%)

• South Dakota School of Mines	SD
--------------------------------	----

• University of Northern Colorado	CO
-----------------------------------	----

• Colorado State University	CO
-----------------------------	----

• University of Colorado	CO
--------------------------	----

• St. Andrew's Presbyterian	NC
-----------------------------	----

• University of Northern Iowa	IA
-------------------------------	----

• University of Kentucky	KY
--------------------------	----

• University of Wyoming	WY
-------------------------	----

► Unknown (2%)

---

The transferred graduates expressed their satisfaction regarding the transfer process as follows:

<u>1 ( 2%)</u>	Very Dissatisfied
<u>3 ( 7%)</u>	Somewhat Dissatisfied
<u>4 ( 9%)</u>	Neutral
<u>7 (16%)</u>	Somewhat Satisfied
✓ <u>25 (58%)</u>	Very Satisfied
<u>3 ( 7%)</u>	No Response

Almost three-fourths (74%) of the transferred graduates appeared to be very satisfied or satisfied with the transfer process. A few (16%) did not give opinions or responses and about 9% expressed dissatisfaction. It is noted that the percentage of unsatisfied transferred graduates (9%) decreased from the previous year (12%).

---

### Analysis of Employed Graduates (N=71)

---

The employed graduates responded to several questions asked in the survey as follows:

**Q:** *Which of the following best describes your current employment situation?*

✓	<u>10 (14%)</u>	Employed Part-Time (under 30 hours per week)
	<u>58 (82%)</u>	Employed Full-Time (30 hours and over per week)
	<u>3 ( 4%)</u>	No Response

**Q:** *How would you describe your job in terms of skills you developed at WNCC?*

✓	<u>42 (59%)</u>	Directly Related
	<u>20 (28%)</u>	Somewhat Related
	<u>7 (10%)</u>	Not at all Related
	<u>2 ( 3%)</u>	No Response

**Q:** *What is your average hourly wage?*

	<u>Average</u>	<u>Min-Max</u>	<u>N</u>
▶ Those who work in directly-related fields	\$7.54	\$4.50-15.00	36
▶ Those who work in fields somewhat related	\$5.77	\$4.24-8.75	14
▶ Those who work in non-related fields	\$5.31	\$4.25-6.50	7

**Q:** *Were you employed in this job before graduating from WNCC?*

	<u>12 (17%)</u>	Yes
✓	<u>54 (76%)</u>	No
	<u>5 (7%)</u>	No Response

Of those 54 graduates who were not employed before graduating from WNCC, ten graduates provided data as to how long it took them to obtain a job. The average was 2 months, with the range from 1-3 months.

**Q:** *How long have you had your present job?*

	<u>Average</u>	<u>Min-Max</u>	<u>N</u>
► Graduates who were employed before graduating	3 yrs.	6 mo.-17.5 yrs.	10
► Graduates who were not employed before graduating	5 mo.	1 mo.-1 yr.	45

**Q:** *How would you rate your satisfaction with your current job?*

	<u>6 (9%)</u>	Unsatisfied
	<u>6 (9%)</u>	Neutral
	<u>15 (21%)</u>	Satisfied
✓	<u>32 (45%)</u>	Highly Satisfied
	<u>8 (11%)</u>	No Response

The majority of employed graduates (66%) in this study appeared to be highly satisfied or satisfied with their current job. A few of them (20%) did not give an opinion or a response. It is interesting that among those 6 employed graduates who expressed dissatisfaction with their current jobs, only two of them are working in non-related jobs and most of them earn a decent wage (\$5.00-8.00). Further analysis of these six employed graduates showed that all of them believe they achieved their educational objectives at WNCC and all but one also believe that their WNCC experiences have improved the quality of their lives. It appeared, therefore, that their dissatisfaction toward their jobs has nothing to do with their preparation and experiences at WNCC.

---

### Analysis of Working and Studying Graduates (N=10)

---

This group of graduates is continuing studies in the following institutions:

► **In-State Institutions (60%)**

Chadron State College	3
UNMC	1
Central Community College	1
Mid-Plains Community College	1

► **Out-of-State Institutions (40%)**

Colorado State University	CO
Regis University	CO
University of Wyoming	WY
University of Utah	UT

Responses of these graduates regarding the transfer process and their current job status are as follows:

*Q: How satisfied are you with the transfer process?*

<u>    --    </u>	Very Dissatisfied
<u>1 (10%)</u>	Somewhat Dissatisfied
✓ <u>5 (50%)</u>	Somewhat Satisfied
<u>4 (40%)</u>	Very Satisfied

*Q: Which of the following best describes your current employment situation?*

<u>5 (50%)</u>	Employed Part-Time (under 30 hours per week)
<u>5 (50%)</u>	Employed Full-Time (30 hours and over per week)

**Q:** *How would you describe your job in terms of skills you developed at WNCC?*

✓	<u>3 (30%)</u>	Directly Related
	<u>4 (40%)</u>	Somewhat Related
	<u>3 (30%)</u>	Not at all Related

**Q:** *What is your average hourly wage?*

	<u>Average</u>	<u>Min-Max</u>	<u>N</u>
▶ Those who work in directly-related fields	\$8.03	\$5.50-11.00	3
▶ Those who work in fields somewhat related	\$6.28	\$5.25-7.10	3
▶ Those who work in non-related fields	\$4.77	\$4.35-5.40	3

**Q:** *Were you employed in this job before graduating from WNCC?*

✓	<u>4 (40%)</u>	Yes
	<u>6 (60%)</u>	No

Of those 6 graduates who were not employed before graduating, only one provided the information that it took him or her one month to obtain a job.

**Q:** *How long have you had your present job?*

	<u>Average</u>	<u>Min-Max</u>	<u>N</u>
▶ Graduates who were employed before graduating	2 yrs.	4 mo.-5 yrs.	4
▶ Graduates who were not employed before graduating	6 mos.	4-10 mos.	5

**Q:** *How would you rate your satisfaction with your current job?*

✓	<u>1 (10%)</u>	Neutral
	<u>8 (80%)</u>	Satisfied
	<u>1 (10%)</u>	Highly Satisfied

---

---

## **Appendix A**

---

---

### **Copy of Graduate Survey**



CONGRATULATIONS ON COMPLETING YOUR COLLEGE WORK AT WNCC THIS PAST YEAR. WE WOULD LIKE FOR YOU TO COMPLETE THIS PAGE, FOLD IT, AND SEND IT BACK TO US. THE INFORMATION YOU PROVIDE WILL BE USEFUL TO OUR COLLEGE PROGRAM, AS WE PLAN AND PREPARE FOR OTHER STUDENTS. THANK YOU FOR COMPLETING THIS FORM.

#### SECTION I

1. In which program were you enrolled?  
\_\_\_\_\_
2. Did you achieve your educational objective at WNCC?  
☐ 1. Yes Completely  
☐ 2. Yes Partially  
☐ 3. No (briefly explain) \_\_\_\_\_
3. Do you feel your WNCC experiences have improved the quality of your life, regardless of the financial benefit?  
☐ 1. Definitely Yes      ☐ 4. Probably No  
☐ 2. Probably Yes      ☐ 5. Definitely No  
☐ 3. Uncertain
4. Would you recommend attending WNCC to your family and acquaintances?  
☐ 1. Yes  
☐ 2. Unsure  
☐ 3. No
5. What is your current status?  
☐ 1. Unemployed (answer question 6)  
☐ 2. Continuing College Study (skip to section II)  
☐ 3. Currently Employed (skip to section III)  
☐ 4. Working while Attending College (answer sections II & III)
6. Which of the following best describes your current status?  
☐ 1. Actively Seeking Employment  
☐ 2. Unavailable for Employment (reason) \_\_\_\_\_  
☐ 3. Not Ready for any Employment (reason) \_\_\_\_\_  
☐ 4. None of the Above (briefly explain) \_\_\_\_\_

THANK YOU VERY MUCH FOR YOUR COOPERATION.  
WNCC WISHES YOU THE BEST WITH YOUR FUTURE PLANS.

#### SECTION II

7. Where are you studying now?  
 Name of Institution \_\_\_\_\_ State \_\_\_\_\_
8. How satisfied are you with the transfer process?  
☐ 1. Very Dissatisfied      ☐ 4. Somewhat Satisfied  
☐ 2. Somewhat Dissatisfied      ☐ 5. Very Satisfied  
☐ 3. Neutral

THANK YOU VERY MUCH FOR YOUR COOPERATION.  
WNCC WISHES YOU A VERY SUCCESSFUL ACADEMIC FUTURE.

#### SECTION III

9. How long have you had your present job? \_\_\_\_\_  
 What is your average hourly wage? \_\_\_\_\_
10. Were you employed in this job before graduating from WNCC?  
☐ 1. Yes  
☐ 2. No (How long were you actively seeking employment prior to obtaining this job?) \_\_\_\_\_
11. Which of the following best describes your current employment situation?  
☐ 1. Employed Part-Time (under 30 hours per week)  
☐ 2. Employed Full-Time (30 hours and over per week)  
☐ 3. Full-Time Military
12. How would you describe your job in terms of skills you developed at WNCC?  
☐ 1. Directly Related  
☐ 2. Somewhat Related  
☐ 3. Not at all Related
13. How would you rate your satisfaction with your current job?  
☐ 1. Unsatisfied      ☐ 2. Neutral      ☐ 3. Satisfied      ☐ 4. Highly Satisfied
14. We would like to contact your employer to obtain some information for the State Department of Education report on career program completers. Please indicate the name and address of your employer in the space provided.

\*\*\*THIS INFORMATION WILL BE KEPT STRICTLY CONFIDENTIAL AND IS FOR RESEARCH PURPOSE ONLY\*\*

Name of Company \_\_\_\_\_  
 Address \_\_\_\_\_  
 Contact Person \_\_\_\_\_ Telephone \_\_\_\_\_

THANK YOU VERY MUCH FOR YOUR COOPERATION.  
WNCC WISHES YOU THE BEST IN YOUR CAREER.

---

---

## **Appendix B**

---

---

### **List of Companies That Employed 1991-1992 WNCC Graduates**

## LIST OF COMPANIES THAT EMPLOYED 1991-1992 WNCC GRADUATES

COMPANY: M & R ELECTRONICS  
ADDRESS:

COMPANY: COLORADO STATE UNIVERSITY  
ADDRESS: MICRO BLDG., FT. COLLINS, CO

COMPANY: BOX BUTTE GENERAL HOSP.  
ADDRESS:

COMPANY: WNCC  
ADDRESS:

COMPANY: LIVINGSTON REBUILD CENTER  
ADDRESS: LIVINGSTON, MT

COMPANY: TRI-STATE GENERATION & TRANSMISSION ASSOC. INC.  
ADDRESS: 12076 GRANT ST., POB 33695, DENVER, CO 80233

COMPANY: NAF MULTICULTURAL HUMAN DEVELOPMENT CORP.  
ADDRESS: 123 WEST 17TH ST., SCOTTSBLUFF, NE 69361

COMPANY: EXPRESS  
ADDRESS: CROSSROAD MALL, OMAHA, NE

COMPANY: OFFICE OF HUMAN DEVELOPMENT  
ADDRESS:

COMPANY: STYLISTICUTS  
ADDRESS:

COMPANY: BOX BUTTE GENERAL HOSP.  
ADDRESS: 23RD BOX BUTTE ALLIANCE, HOSP NE 69301

COMPANY: VA MEDICAL CENTER  
ADDRESS: 2201 N BROADWELL

COMPANY: REGIONAL WEST MEDICAL CENTER  
ADDRESS:

COMPANY: SENEX PROPANE  
ADDRESS:

COMPANY: MAYFLOWER MOVING  
ADDRESS:

COMPANY: DAIRY QUEEN  
ADDRESS: 714 W. 27TH

COMPANY: MCGOWAN TRUCKING  
ADDRESS:

COMPANY: BOX BUTTE GENERAL HOSPITAL  
ADDRESS:

COMPANY: DREYERHAUS  
ADDRESS: PO BOX 310, BATESVILLE, IN 47006

COMPANY: STAR-HERALD  
ADDRESS: 1405 BROADWAY

COMPANY: LI'L RED AERO INC.  
ADDRESS: KEARNEY MUNICIPAL AIRPORT

COMPANY: MEMORIAL HEALTH CENTER  
ADDRESS: SIDNEY, NE

COMPANY: KIMBALL COUNTY HIGHWAY DEPT.  
ADDRESS: KIMBALL

COMPANY: SIDNEY NURSING CENTER  
ADDRESS: 1435 TOLEDO

COMPANY: MILESTONE READYMIX  
ADDRESS: 2535 FORT SIDNEY RD, SIDNEY, NE 69162

COMPANY: PRIME CUT  
ADDRESS: 305 WEST 27TH, SCOTTSBLUFF, NE 69361

COMPANY: STAR AVIATION  
ADDRESS: RR 2, BOX 396A, SPEARFISH, SD 57783

COMPANY: NURSING HOME  
ADDRESS: CORVALLIS, OR

COMPANY: FAMILY RANCH  
ADDRESS:

COMPANY: RWMC  
ADDRESS: SCOTTSBLUFF, NE

COMPANY: HERITAGE HEALTH CARE CENTER  
ADDRESS: 2025 21ST ST., GERIING, NE 69341

COMPANY: SCB. NURSING HOME  
ADDRESS:

COMPANY: GLENN C. BARBER & ASSOCIATES, INC.  
ADDRESS: PO BOX 3058, RAPID CITY, SD 57709

COMPANY: WESTERN SUGAR  
ADDRESS: SCB.

COMPANY: CRITICAL CARE REGIONAL WEST  
ADDRESS:

COMPANY: 4TH FLOOR REGIONAL WEST  
ADDRESS:

COMPANY: 3RD FLOOR REGIONAL WEST  
ADDRESS:

COMPANY: NURSING HOME  
ADDRESS: FULLERTON

COMPANY: NURSING HOME  
ADDRESS: KIMBALL

COMPANY: HERITAGE NURSING HOME  
ADDRESS: GERIING

COMPANY: MEMORIAL HEALTH CENTER HOSPITAL  
ADDRESS: SIDNEY

COMPANY: AMERICAN NATIONAL BANK  
ADDRESS: 10TH ILLINOIS

COMPANY: MHC - EXTEND CARE  
ADDRESS: 645 OSAGE, SIDNEY, NE 69162

COMPANY: DENVER POST OFFICE  
ADDRESS:

COMPANY: HARDY'S  
ADDRESS: SCB.

COMPANY: BIG SKY M.T.  
ADDRESS:

COMPANY: PACKERLAND SECURITY GUARD  
ADDRESS: GERING

COMPANY: WAL MART  
ADDRESS:

COMPANY: ALCO  
ADDRESS:

COMPANY: SCB. NURSING CENTER  
ADDRESS:

COMPANY: INDIAN EMPLOYMENT SERVICES/ABE & WNCC BOOKSTORE  
ADDRESS: SCB.

COMPANY: YOUTH SHELTER  
ADDRESS:

COMPANY: PROJECT SUCCESS  
ADDRESS: GERING H.S.

COMPANY: REGIONAL WEST  
ADDRESS:

COMPANY: PRO OIL  
ADDRESS: PO BOX 596, OGALLALA, NE 69153

COMPANY: SOUTHEAST COMMUNITY COLLEGE  
ADDRESS: RT 2 BOX D, MILFORD, NE 68405

COMPANY: ECONO FOODS  
ADDRESS: 1510 EAST 20TH, SCOTTSBLUFF, NE 69361

COMPANY: SEARS #11147  
ADDRESS: 2302 FRONTAGE RD, SCOTTSBLUFF

COMPANY: PLATTE VALLEY  
ADDRESS: 601 5TH AVE

COMPANY: POTTER STATE BANK OF POTTER  
ADDRESS: DRAWER E, POTTER, NE 69156

COMPANY: ROOD'S TIRE CENTER  
ADDRESS: SIDNEY, NE

COMPANY: BURMAN MOTORS  
ADDRESS: 3600 E. GRAND AVE., LARAMIE, WY 82070

COMPANY: LITTLE AMERICA HOTEL  
ADDRESS: 500 SOUTH MAIN ST., SALT LAKE CITY, UT

COMPANY: M & R ELECTRONICS  
ADDRESS:

COMPANY: BATEMAN'S TRADING POST  
ADDRESS:

COMPANY: NORTHFIELD VILLA  
ADDRESS: 2550 21 GERING, NE 69341

COMPANY: BUMPER BUMPER  
ADDRESS: MINATARE

COMPANY: ABBOTT BANK  
ADDRESS: BRIDGEPORT

COMPANY: SOOP BROS.  
ADDRESS:

COMPANY: FIRST STATE BANK  
ADDRESS: GERING, NE

COMPANY: PANHANDLE YOUTH SHELTER  
ADDRESS:

COMPANY: MILLER'S STANDARD & U-HAUL  
ADDRESS:

COMPANY: PLATTE VALLEY (ILLEGIBLE)  
ADDRESS:

COMPANY: REGIONAL WEST HOSPITAL  
ADDRESS:

COMPANY: LASHLEY AUTO  
ADDRESS: MITCHELL

COMPANY: NICHOLS TILLAGE TOOLS  
ADDRESS: 312 HEREFORD AVE, STERLING, CO 80751

COMPANY: CABELA'S  
ADDRESS: 813 13TH AVE, SIDNEY, NE 69162

COMPANY: SCOTTS BLUFF COUNTY HOUSING AUTHORITY  
ADDRESS: 89A WOODLEY PARK RD., GERING, NE 69341