

DOCUMENT RESUME

ED 360 033

JC 930 392

AUTHOR Searcy, Robert D.
TITLE Survey of Student Opinions: A Study Initiated by the Student Government Association of Calhoun Community College.
INSTITUTION Calhoun Community Coll., Decatur, AL.
PUB DATE 93
NOTE 63p.
PUB TYPE Reports - Research/Technical (143) -- Tests/Evaluation Instruments (160)

EDRS PRICE MF01/PC03 Plus Postage.
DESCRIPTORS Ancillary School Services; College Role; Community Colleges; Extracurricular Activities; Multicampus Colleges; *Participant Satisfaction; *Student Attitudes; Student Behavior; *Student Characteristics; Student Educational Objectives; *Student Government; Student Reaction; Two Year Colleges; *Two Year College Students
IDENTIFIERS John C Calhoun State Community College AL

ABSTRACT

In spring 1993, the Student Government Association (SGA) of Calhoun Community College (CCC), in Alabama, initiated a survey of all CCC students in day and evening classes at the main campus and at two off-campus sites to determine student opinions regarding CCC agencies, services, and student activities. Of the 410 students who returned completed surveys, 43% attended primarily day classes on the main campus, 13% attended mostly evening classes on the main campus, and the remaining 44% attended classes at the two off-campus sites. Results of the study included the following: (1) 49% of respondents indicated that they were attending CCC to earn an Associate's degree, 35% to earn a certificate, and 16% to earn transfer credits; (2) 82% of students preferred that CCC continue on the quarter system, rather than change to the semester system; (3) with respect to CCC services, the highest ratings were received by the bookstore (65% rating it as "good" or "excellent"), the library (63% rating it as such), and the admissions office (50% rating it as such); (4) 58% of respondents indicated that they would attend college sponsored student activities including big-name entertainers and guest speakers; (5) of the 370 students who responded to a question regarding voting procedures, 55% felt that SGA voting procedures should be extended to include night and extension students; and (6) respondents were generally interested in an increase in on-campus activities, including intramural programs (37%) and fraternities and sororities (41%). The survey instrument, respondent demographics, and open-ended student comments are included. (Contains 92 graphs.) (MAB)

* Reproductions supplied by EDRS are the best that can be made *
* from the original document. *

ED360033

SURVEY OF STUDENT OPINIONS

A Study Initiated by the
STUDENT GOVERNMENT ASSOCIATION

of

Calhoun Community College

Spring 1993

PERMISSION TO REPRODUCE THIS
MATERIAL HAS BEEN GRANTED BY

R. D. Searcy

TO THE EDUCATIONAL RESOURCES
INFORMATION CENTER (ERIC) "

U.S. DEPARTMENT OF EDUCATION
Office of Educational Research and Improvement
EDUCATIONAL RESOURCES INFORMATION
CENTER (ERIC)

☐ This document has been reproduced as
received from the person or organization
originating it.

☒ Minor changes have been made to improve
reproduction quality.

• Points of view or opinions stated in this docu-
ment do not necessarily represent official
OERI position or policy.

2

Analyzed and Compiled by Robert D. Searcy,
Office of Institutional Research

SURVEY OF STUDENT OPINIONS

**A Study Initiated by the
STUDENT GOVERNMENT ASSOCIATION**

of

Calhoun Community College

Sponsor - David Chisholm

SGA Officers

**Lynn Brooks, President
Philisha Byrd, Vice President
Vickie Stacey, Secretary
Mark Stone, Treasurer**

Members

**Susan Bass
Paige Cantrell
A. J. Ford
Theresa Hays
Kristal Hice
Bryna Landers
Corey Martin
Leanne Matthews
Tonia Oliver
Ginger Vandiver
Debrah Wright
Mike Liggarris
Melissa Brewer
Ira Harwood**

Analyzed and Compiled by Robert D. Searcy, Office of Institutional Research

Spring 1993

Table of Contents

Introduction	1
Participants	1
Method	1
Results - General	2
Students' purposes for attending Calhoun	2
Semesters or quarter system preferred	3
Results - Rating of Calhoun Community College Agencies and Services	4
Center Spot	4
Financial Aid Office	5
Library	6
Bookstore	7
Tutoring	8
Counseling	9
Mathematics Laboratory	10
Science Learning Laboratory	11
Recreation Room	12
Student Health Services	13
Cafeteria	14
Computer Laboratory	15
Admissions Office	16
Results - Opinions	17
Would you attend college sponsored activities - big-name bands, etc.?	17
Should reserved parking be eliminated?	18
Should SGA voting procedures be changed?	19
Should SGA polling places be open more than one day?	20
Is the Calhoun Withdrawal Policy acceptable?	21
Is the Calhoun campus clean, are the buildings in good condition?	22
Would you be interested in living in college sponsored housing?	23
Would you like to see more intramural programs at Calhoun?	24
Should fraternities and sororities be present and active at Calhoun?	25
Should developmental course grades be included in overall GPA?	26
Should tuition and fee payment policies be changed?	27
Should Calhoun be a totally smoke-free campus?	28
Would you participate in club day if moved to another day?	29
What club hour do you prefer?	30
What club day do you prefer?	31
Do you read the college newspaper?	32
Are you aware of the automobile decal policy?	33

Are you interested in assisting SGA, other clubs with college activities?	34
Should Calhoun offer more leadership-type scholarships?	35
Should the Calhoun newspaper be larger?	36
Would you participate in College Bowl if scholarships were given?	37
Would you attend drama productions if more were presented?	38
Would you participate in drama productions?	39
Should all classroom desks be the full-front platform type?	40
What classes would you like to see offered more often?	41
Appendix 1	43
Student Government Survey form.	43
Appendix 2	47
Demographics - Characteristics of Respondents	47
Gender	47
Age-range	48
Credit-range	49
Site of most class attendance	50
Range of terms of attendance	50
County of residence.	51
When most attend classes.	51
Appendix 3	53
Student Comments	53
Day students at the main campus.	53
Evening students at the main campus	56
Students at The Mall	57
Students at Redstone Arsenal	58

SURVEY OF STUDENT OPINIONS

INTRODUCTION

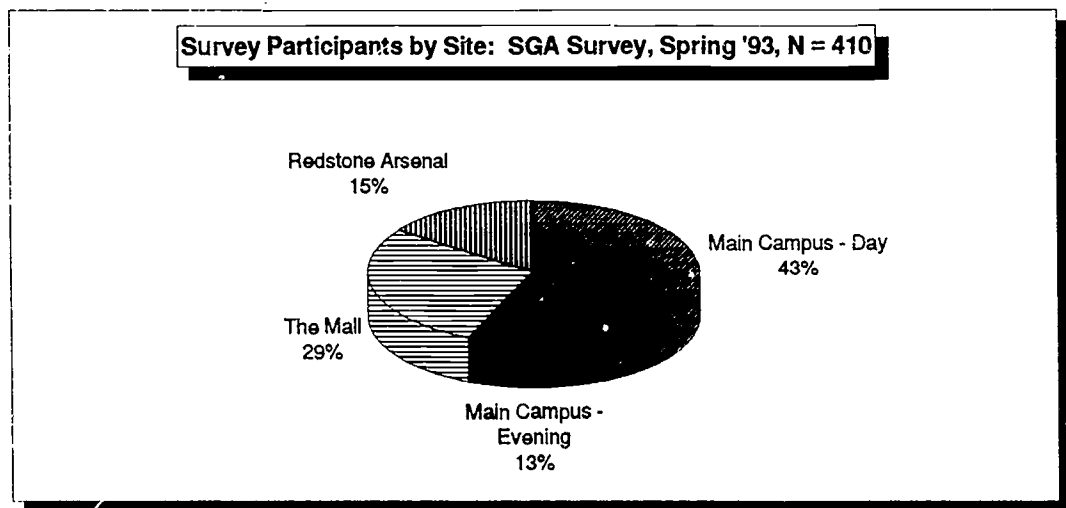
The Student Government Association (SGA) of Calhoun Community College initiated a survey of students that included four instructional time frames. These instructional time frames, or sites, included the main campus day program, the main campus evening program, The Mall program in Huntsville, Alabama, and the Redstone Arsenal program at Redstone Arsenal, Alabama.

This survey included 410 Calhoun students from all sites and was administered during the spring term of 1993. The purpose of the survey was to determine student opinions about a variety of topics of interest to the college and of specific interest to SGA members.

PARTICIPANTS

Of the 410 students, 43% attended primarily day classes on the main campus, 13% attended mostly evening classes on the main campus, 29% attended classes at The Mall site, and 15% attended classes at the Redstone Arsenal (RSA) site. NOTE: (Percents are at times greater than 100 because of rounding.) See Chart 1.

Chart 1 Participants by Site



METHOD

A survey instrument, see Appendix 1, was developed by the 1993 SGA of Calhoun Community College. The instrument included questions and statements to solicit data on respondents' demographics and educational standing at Calhoun; their preferences for the semester or quarter system; their ratings of certain Calhoun

agencies and services directly related to or affecting students; and their opinions about certain student activities and related policies, the campus and classroom environment, and the frequency of certain course offerings. For the various items on the questionnaire, the respondents were asked to select the demographic options that best identifies them, or they were asked to rate an item as (A) Excellent, (B) Good, (C) Average, (D) Poor, or (E) Undecided. For some items, respondents were asked to indicate 'Agree' or 'Disagree' or 'Undecided.' For other items respondents were asked to mark 'Yes' or 'No' or 'Undecided.'

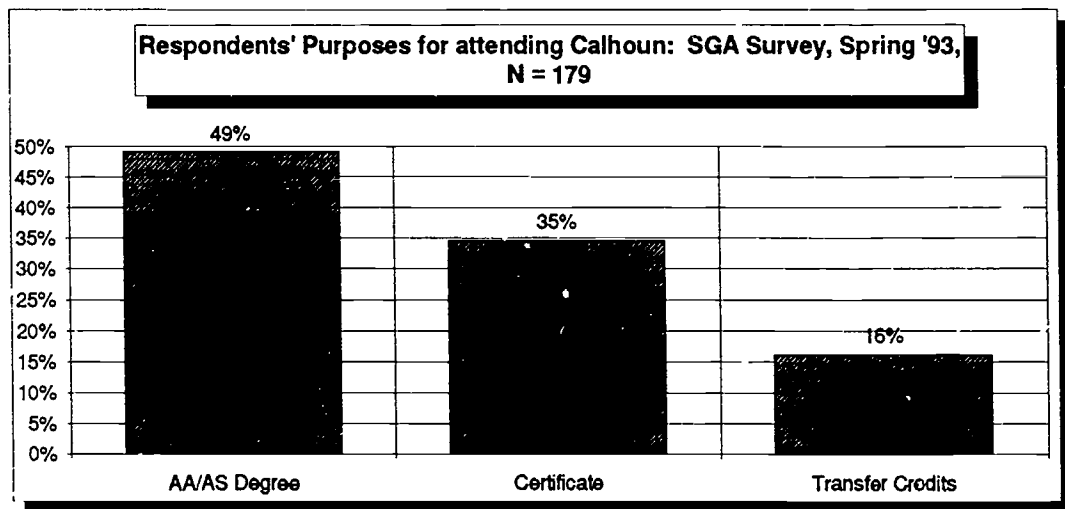
The final section of the instrument was open ended to allow respondents opportunities to write comments related to question number 50, general comments about items in the questionnaire, and opinions about items not necessarily covered in the survey.

Demographic data appear in Appendix 2, and students comments appear in Appendix 3.

RESULTS - General

Students had three choices for indicating their **purposes for attending Calhoun**; AA/AS Degree, Certificate, and Transfer Credits. From all sites, 49% said they were attending Calhoun for the purpose of earning an AA or AS Degree, 35% indicated the purpose was earning a certificate, and 16% said the purpose was to earn transfer credits. See Charts 2 and 3.

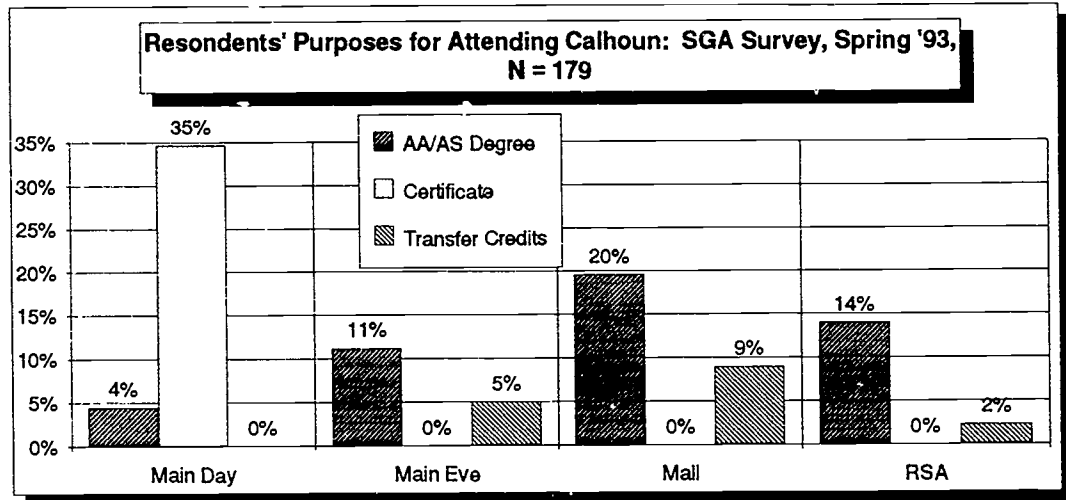
Chart 2 Educational Purpose for Attending Calhoun



An analysis of the data from each of the four sites in the survey produced the following results for the students' **purposes for attending Calhoun**. For main campus-day students, 4% indicated that the purpose for attending Calhoun was to earn either an AA or AS Degree, and 35% said the purpose was to earn a certificate. For main campus-evening students, 11% indicated that the purpose for attending Calhoun was to

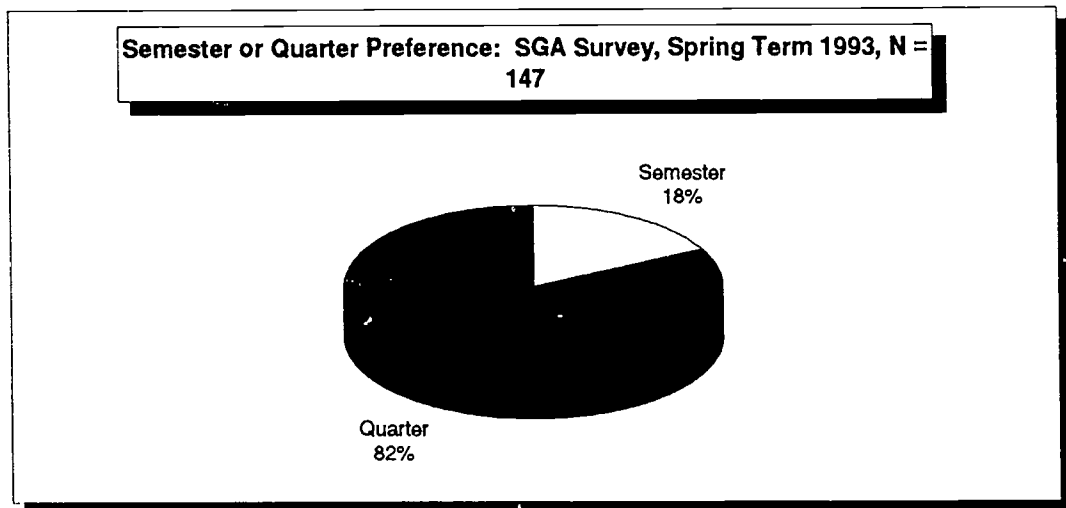
earn either and AA or AS Degree, and 5% said the purpose was to earn transfer credits. For The Mall students, 20% indicated that the purpose for attending Calhoun was to earn either and AA or AS Degree, and 9% said the purpose was to earn transfer credits. For RSA students, 14% indicated that the purpose for attending Calhoun was to earn either and AA or AS Degree, and 2% said the purpose was to earn transfer credits.

Chart 3 Educational Purpose for Attending Calhoun - by Site



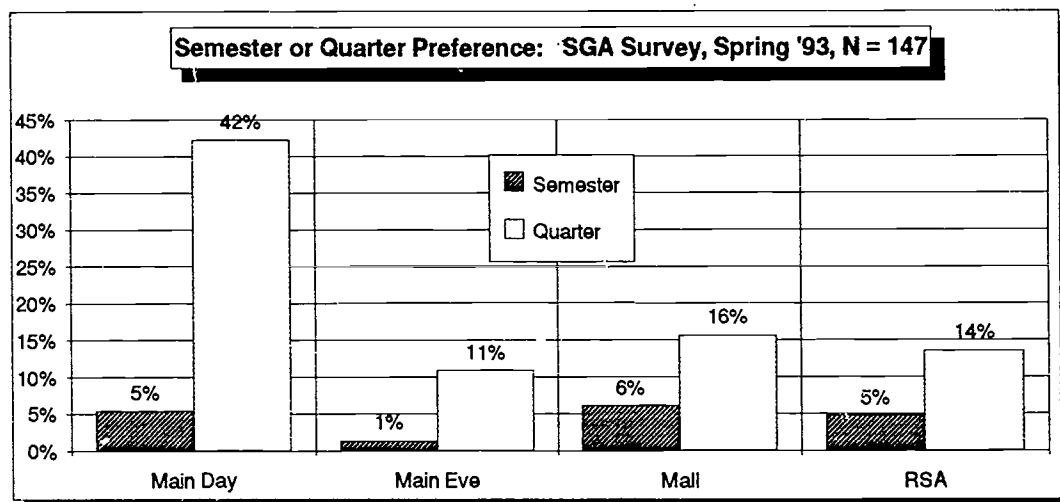
Respondents were asked which **type of system** they would prefer for Calhoun. Their choices were 'semester' and 'quarter.' The majority of students, 82%, indicated they would prefer that Calhoun continue with the quarter system. Eighteen percent said they would prefer that Calhoun operate under the semester system. See Chart 4.

Chart 4 Type of System Preferred



Students indicated their preferences for **semester or quarter system** by site. In the main campus-day program, 5% preferred semesters and 42% preferred quarters. In the main campus-evening program, 1% said semesters best and 11% preferred quarters. At The Mall, 6% said semesters to 16% for quarters. At RSA, 5% said semesters and 14% said quarters. See Chart 5.

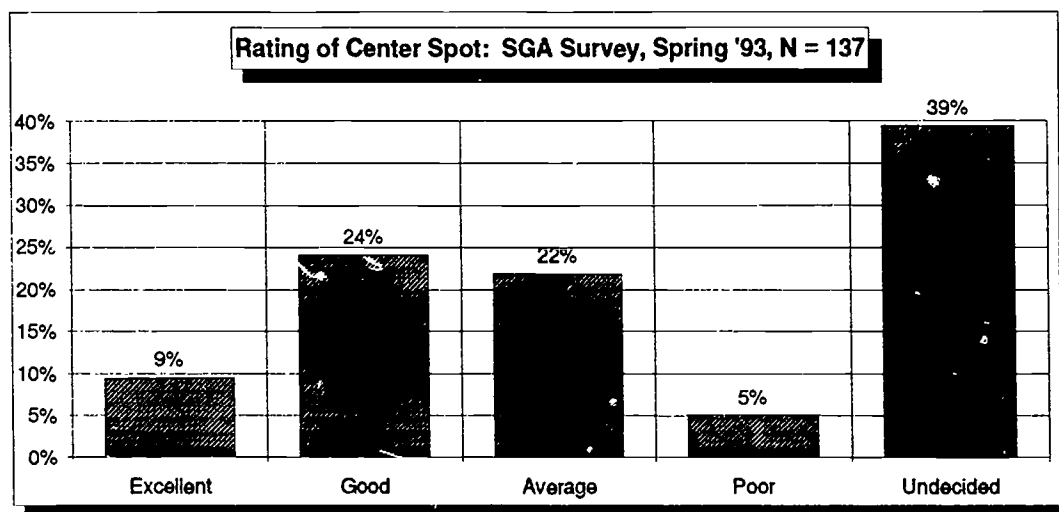
Chart 5 Type of System Preferred



RESULTS - Rating of Calhoun Community College Agencies and Services

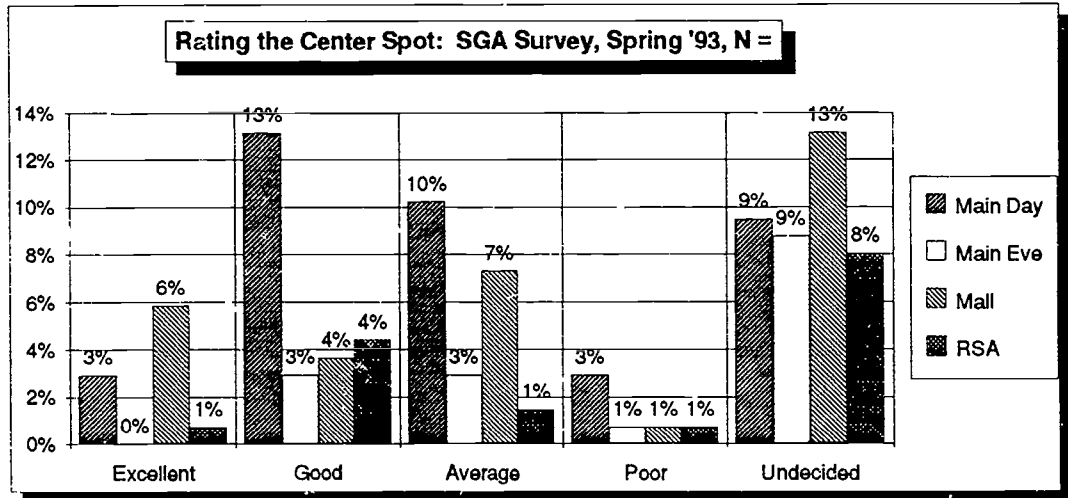
The **Center Spot** is located in the student center on the main campus. Rating the Center Spot from good to excellent were 33% of the respondents. Twenty-two percent said it was average, and 5% said it was poor. The 39% in the undecided category may indicate students who attend classes primarily at sites other than the main campus and may not know the reference to 'Center Spot.' See Charts 6 and 7.

Chart 6 Rating of Center Spot



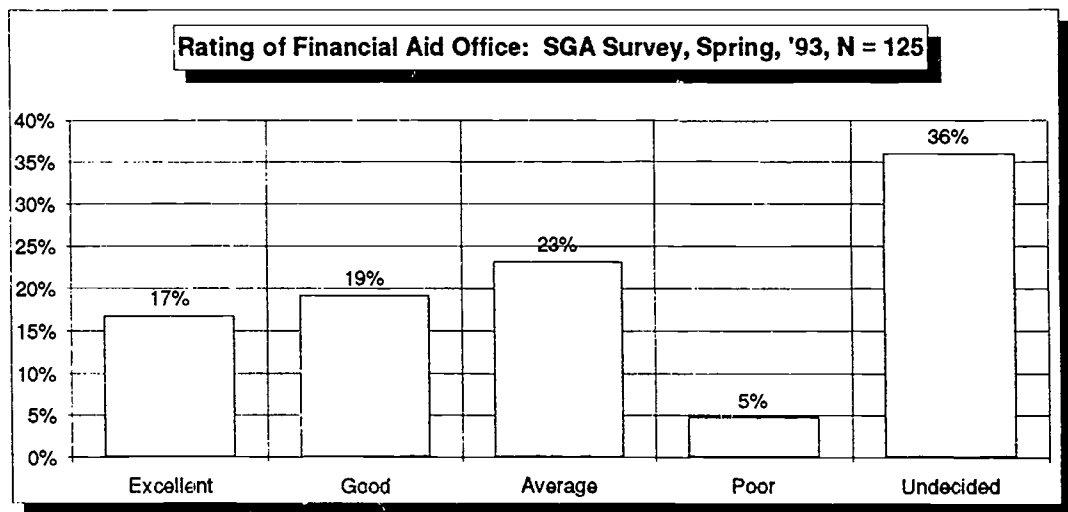
Of students responding, day students on the main campus rated the **Center Spot** 3% excellent, 13% good, 10% average, 3% poor, and 9% were undecided. Evening students on the main campus rated it 3% good, 3% average, 1% poor, and 9% were undecided. The Mall students rated it 6% excellent, 4% good, 7% average, 1% poor, and 13% undecided. RSA students rated it 1% excellent, 4% good, 1% average, 1% poor, and 8% undecided. See Chart 7 (Differences in column height are caused by rounding.)

Chart 7 Rating of Center Spot by Site



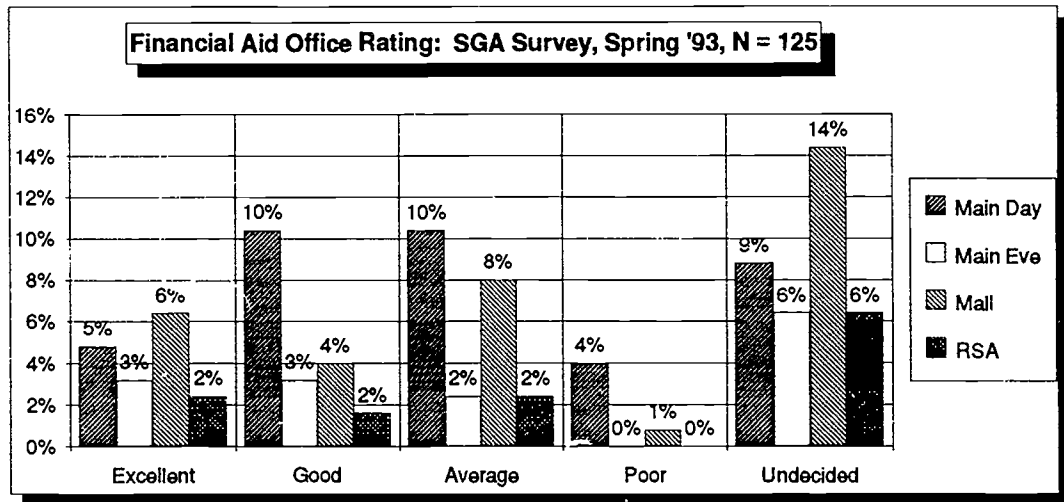
The **Financial Aid Office** was rated by 125 students. Of the 125 students, 36% rated the Financial Aid Office from good to excellent, 23% rated it average, 5% rated it poor, and 36% were undecided. Also, 285 students did not respond to this question. See Chart 8.

Chart 8 Rating of Financial Aid Office



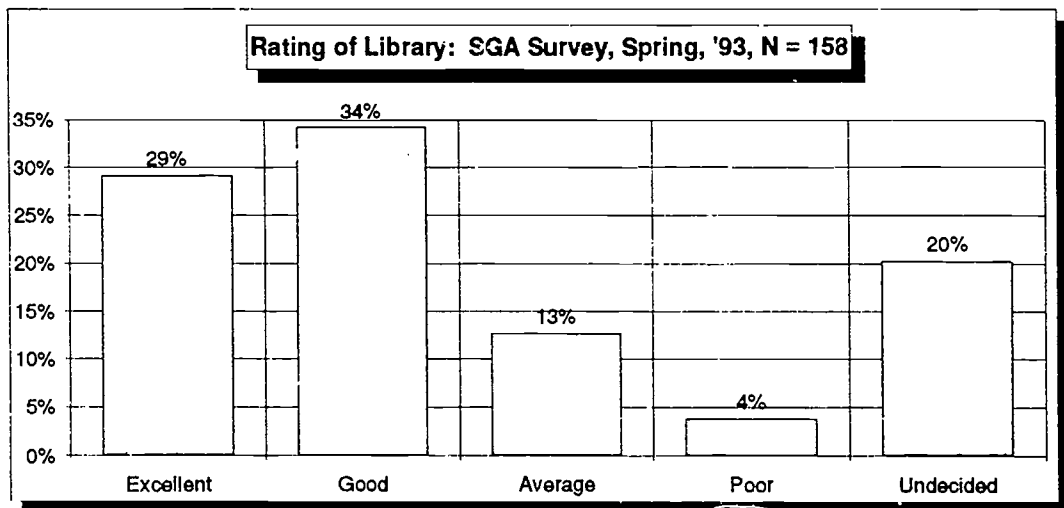
Of students responding, day students on the main campus rating of the **Financial Aid Office** resulted in 5% excellent, 10% good, 10% average, 4% poor, and 9% were undecided. Evening students on the main campus rated it 3% excellent, 3% good, 2% average, 0% poor, and 6% were undecided. The Mall students rated it 6% excellent, 4% good, 8% average, 1% poor, and 14% were undecided. RSA students rated it 2% excellent, 2% good, 2% average, 0% poor, and 6% undecided. See Chart 9

Chart 9 Rating of Financial Aid Office by Site



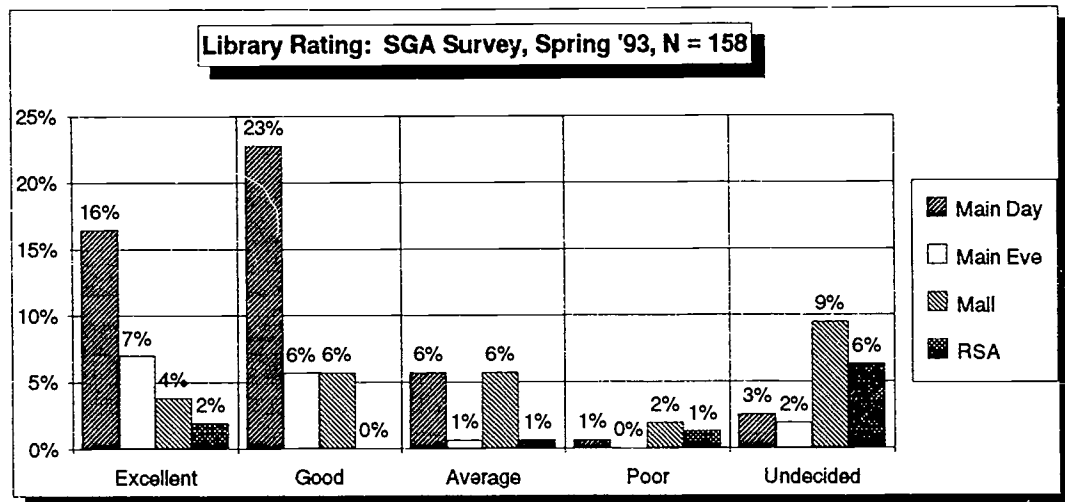
There were 158 students who rated the **Library**. Of the 158, 63% rated the library from good to excellent, 13% rated it average, 4% rated it poor, and 20% marked the undecided option. See Chart 10.

Chart 10 Rating of the Library



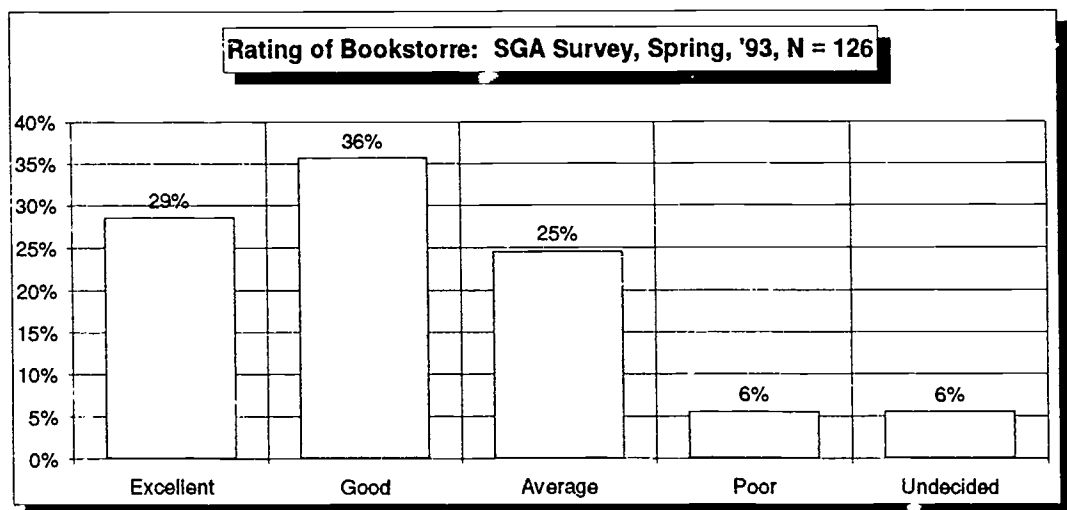
Of students responding, day students on the main campus rating of the **Library** resulted in 16% excellent, 23% good, 6% average, 1% poor, and 3% were undecided. Evening students on the main campus rated it 7% excellent, 6% good, 1% average, 0% poor, and 2% were undecided. The Mall students rated it 4% excellent, 6% good, 6% average, 2% poor, and 9% were undecided. RSA students rated it 2% excellent, 0% good, 1% average, 1% poor, and 6% undecided. See Chart 11.

Chart 11 Rating of Library - by site



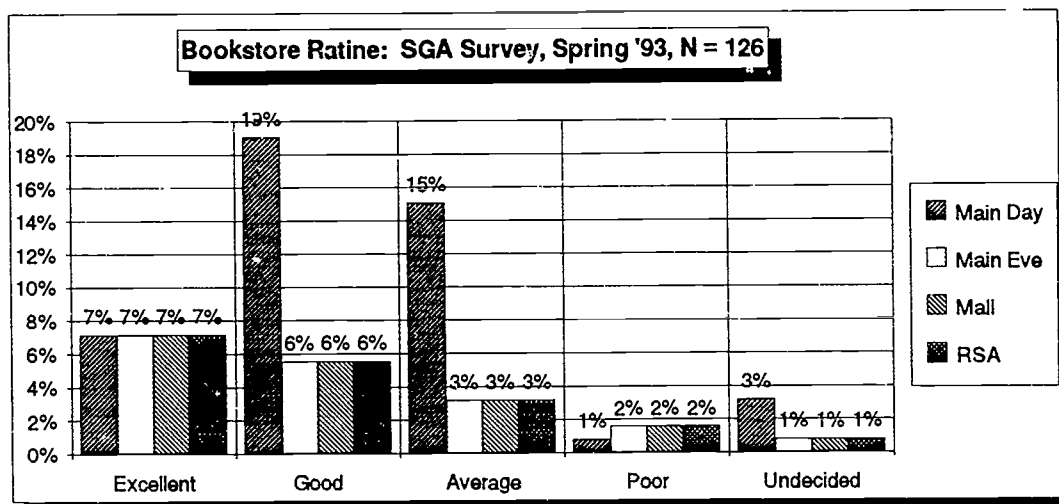
The **Bookstore**, located in the Student Center, was rated by 126 students. Chart 26 shows that 65% rated the bookstore from good to excellent, 25% rated it as average, 6% said it was poor, and 6% were undecided. Also see Chart 12.

Chart 12 Rating of Bookstore



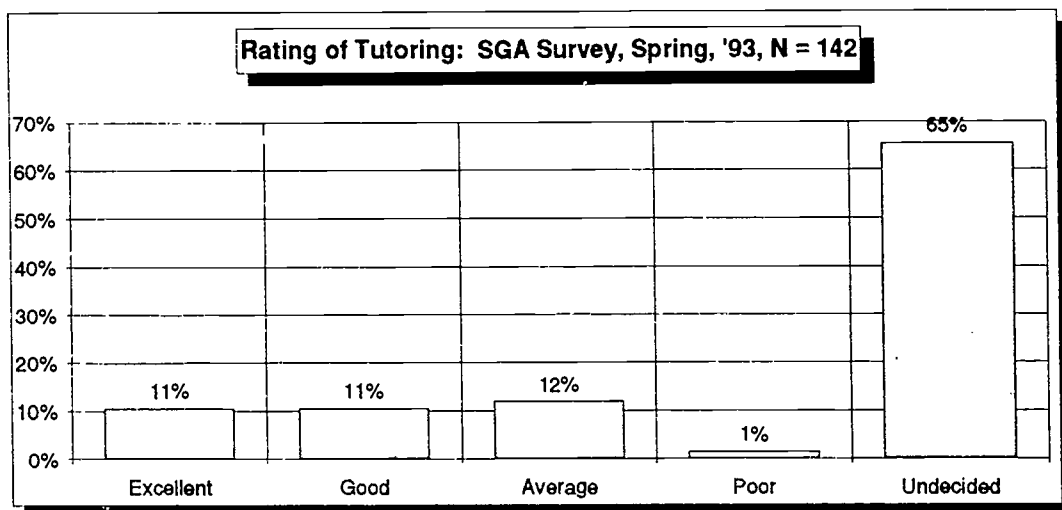
Of students responding, day students on the main campus rating of the **Bookstore** resulted in 7% excellent, 19% good, 15% average, 1% poor, and 3% were undecided. Evening students on the main campus rated it 7% excellent, 6% good, 3% average, 2% poor, and 1% undecided. The Mall students rated it 7% excellent, 6% good, 3% average, 2% poor, and 1% were undecided. RSA students rated it 7% excellent, 6% good, 3% average, 2% poor, and 1% undecided. See Chart 13.

Chart 13 Rating of Bookstore - by Site



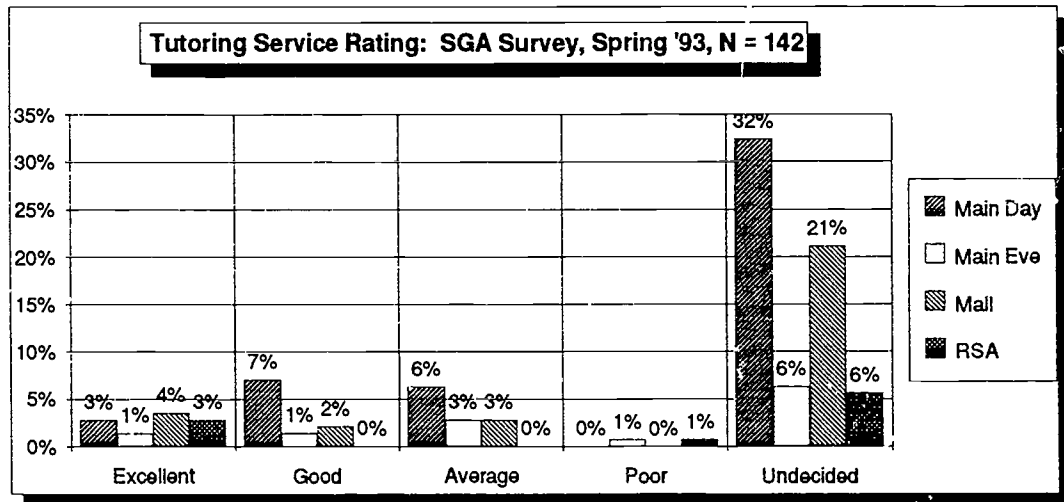
Although 142 students responded when asked to rate **Tutoring**, 65% of the 142 indicated they were undecided. Not a large number of students participate in the college tutoring program. However, 22% (30 students) said tutoring was good to excellent. See Charts 14 and 15.

Chart 14 Rating of Tutoring



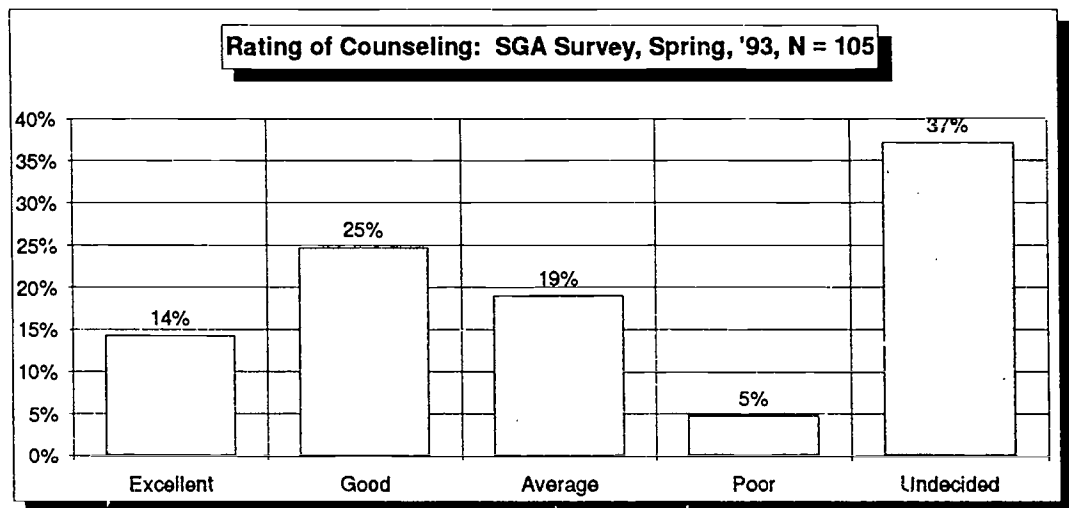
Of students responding, day students on the main campus rating of the **Tutoring Service** resulted in 3% excellent, 7% good, 6% average, 0% poor, and 32% were undecided. Evening students on the main campus rated it 1% excellent, 1% good, 3% average, 1% poor, and 6% were undecided. The Mall students rated it 4% excellent, 2% good, 3% average, 0% poor, and 21% were undecided. RSA students rated it 3% excellent, 0% good, 0% average, 1% poor, and 6% undecided. See Chart 15.

Chart 15 Rating of Tutoring - by Site



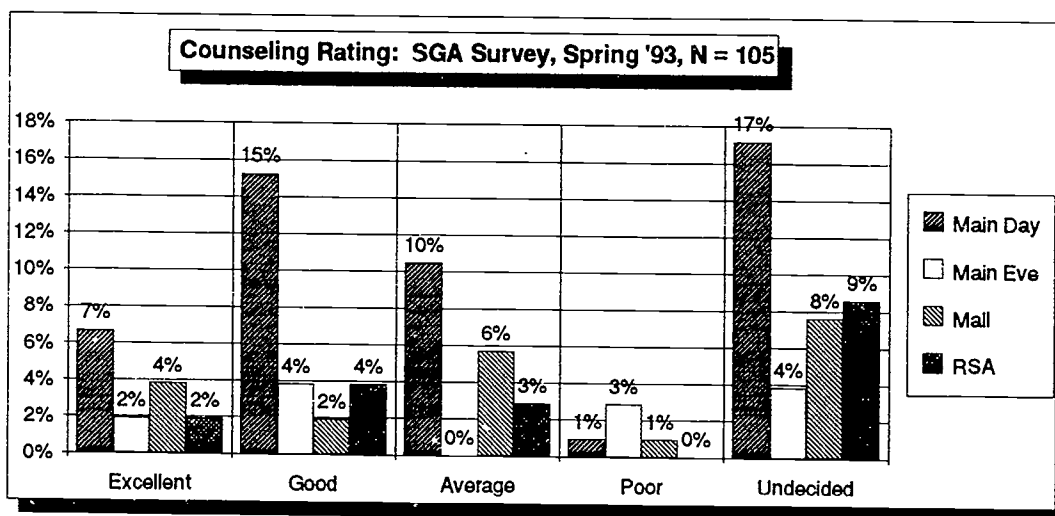
The Calhoun **Counseling** service was rated by 105 students. Of that number, 39% rated counseling from good to excellent, while 19% rated it as average, 5% rated it as poor, and 37% of the 105 responding marked this item as undecided. See Charts 16 and 17.

Chart 16 Rating of Counseling



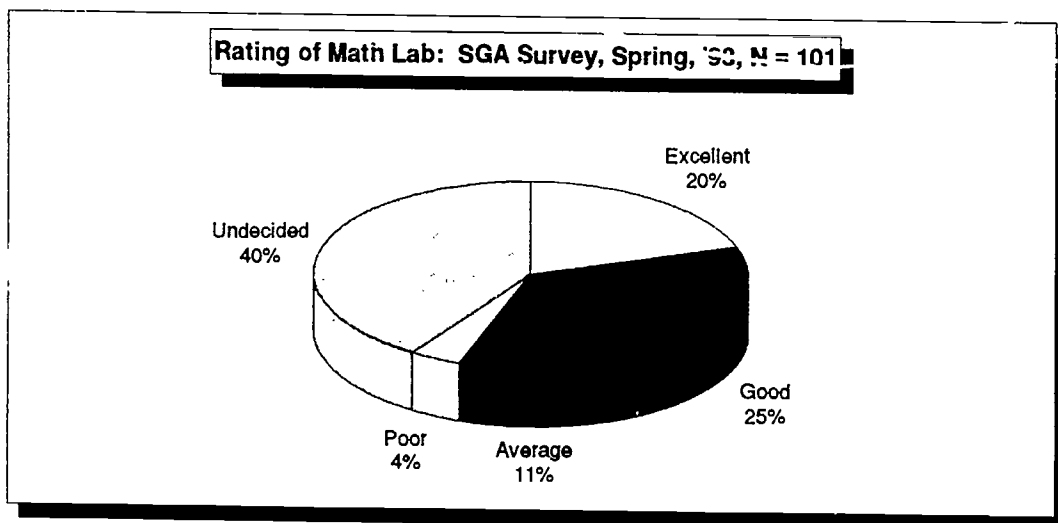
Of students responding, day students on the main campus rating of the **Counseling** resulted in 7% excellent, 15% good, 10% average, 1% poor, and 17% were undecided. Evening students on the main campus rated it 2% excellent, 4% good, 0% average, 3% poor, and 4% were undecided. The Mall students rated it 4% excellent, 2% good, 6% average, 1% poor, and 8% were undecided. RSA students rated it 2% excellent, 4% good, 3% average, 0% poor, and 9% undecided. See Chart 17.

Chart 17 Rating of Counseling - by Site



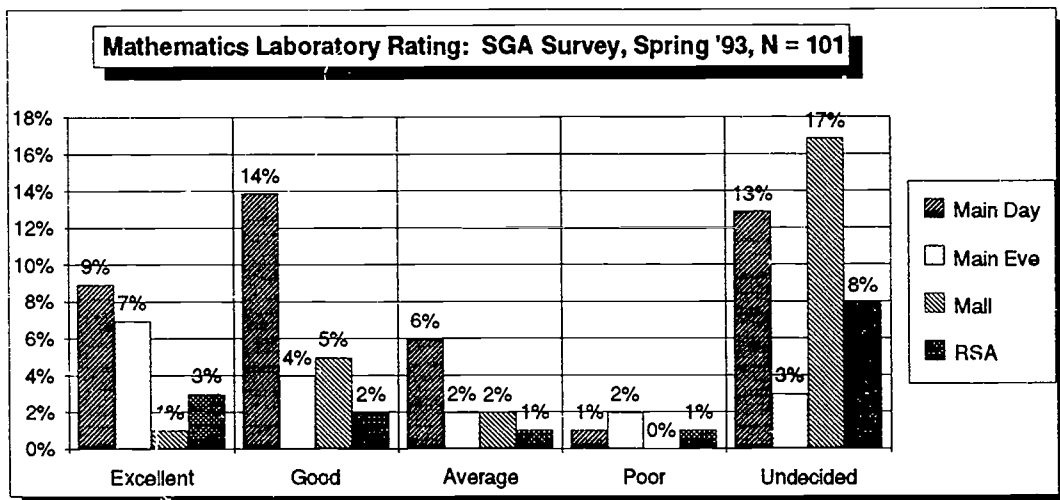
The **Mathematics Laboratory** was rated by 101 respondents. Clearly, not all students in the survey require the type of assistance available from the mathematics laboratory. Of those responding, 45% rated this laboratory from good to excellent, while 11% rated it as average, and 4% rated it as poor. Forty percent were undecided. See Charts 18 and 19.

Chart 18 Rating of Mathematics Laboratory



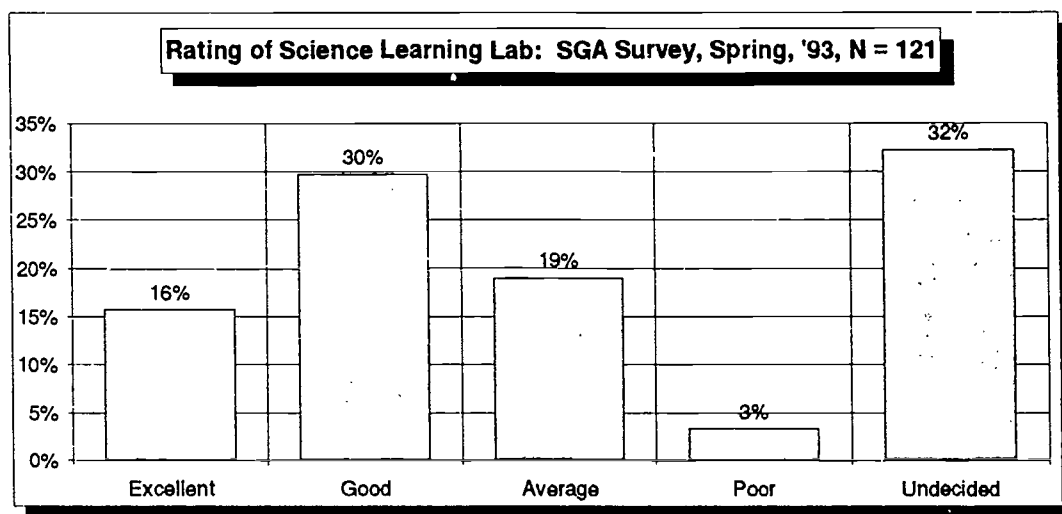
Of students responding, day students on the main campus rating of the **Mathematics Laboratory** resulted in 9% excellent, 14% good, 6% average, 1% poor, and 13% were undecided. Evening students on the main campus rate it 7% excellent, 4% good, 2% average, 2% poor, and 3% were undecided. The Mall students rated it 1% excellent, 5% good, 2% average, 0% poor, and 17% were undecided. RSA students rated it 3% excellent, 2% good, 1% average, 1% poor, and 8% undecided. See Chart 19.

Chart 19 Rating of Mathematics Laboratory - by Site



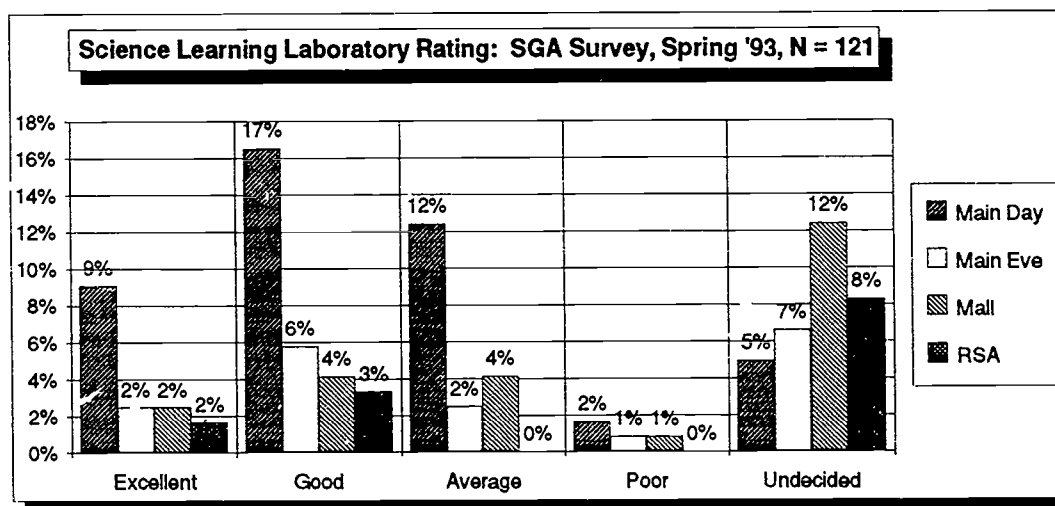
The **Science Learning Laboratory** was rated by 121 students. Of those rating the science learning laboratory, 46% rated it from good to excellent, while 19% rated it as average, and 3% rated it as poor. Thirty-two percent were undecided. See Charts 20 and 21.

Chart 20 Rating of Science Learning Laboratory



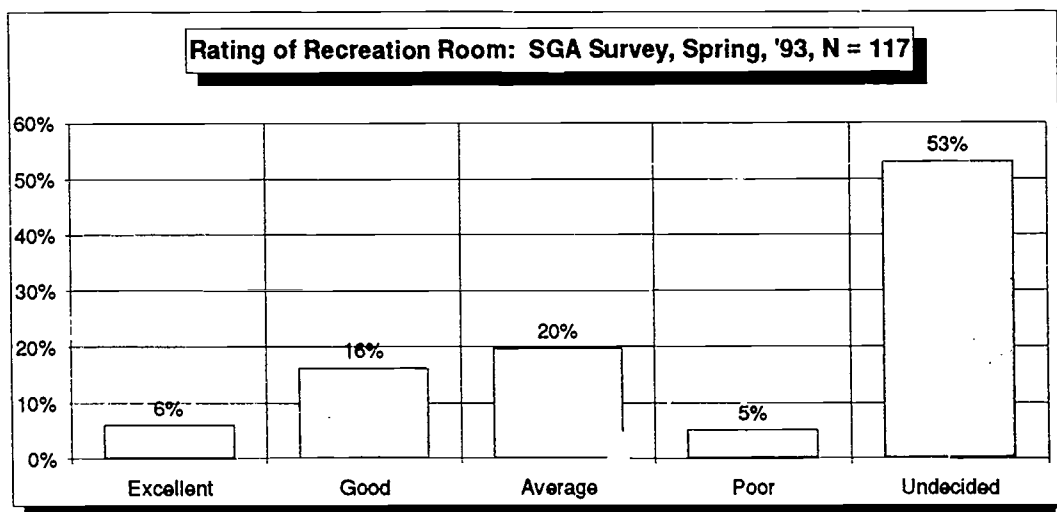
Of students responding, day students on the main campus rating of the **Science Learning Laboratory** resulted in 9% excellent, 17% good, 12% average, 2% poor, and 5% were undecided. Evening students on the main campus rate it 2% excellent, 6% good, 2% average, 1% poor, and 7% were undecided. The Mall students rated it 2% excellent, 4% good, 4% average, 1% poor, and 12% were undecided. RSA students rated it 2% excellent, 3% good, 0% average, 0% poor, and 8% undecided. See Chart 21.

Chart 21 Rating of Science Learning Laboratory - by Site



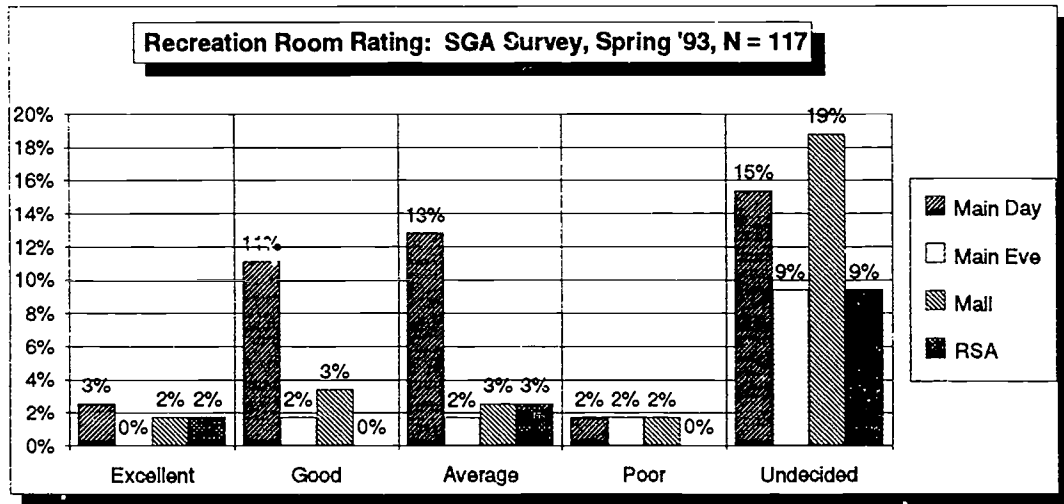
The **Recreation Room** is located in the Student Center on the main campus. Of the 117 students responding to this item, 22% rated it from good to excellent, 20% rated it average, and 5% rated it as poor. Fifty-three percent were undecided. See Charts 22 and 23.

Chart 22 Rating of Recreation Room



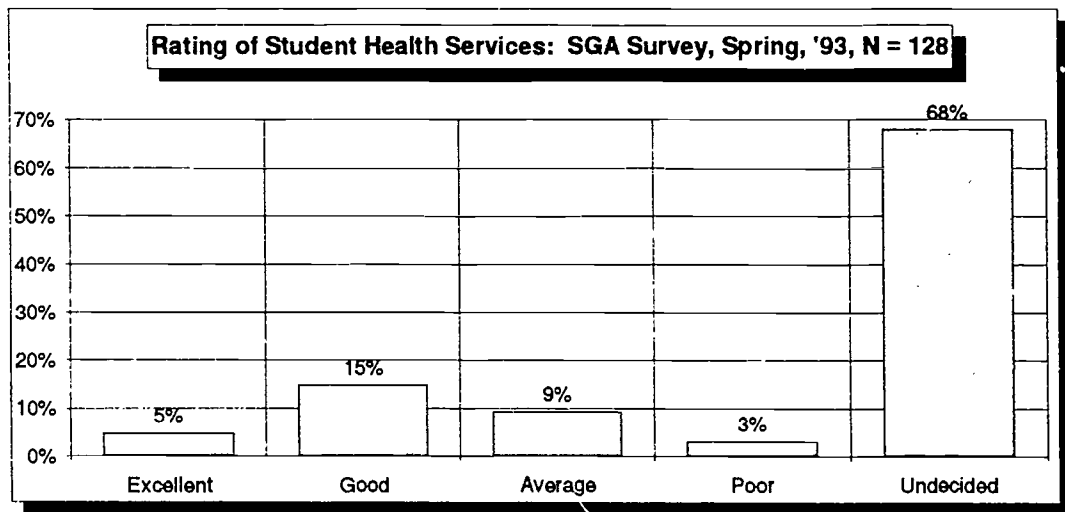
Of students responding, day students on the main campus rating of the **Recreation Room** resulted in 3% excellent, 11% good, 13% average, 2% poor, and 15% were undecided. Evening students on the main campus rate it 0% excellent, 2% good, 2% average, 2% poor, and 9% were undecided. The Mall students rated it 2% excellent, 3% good, 3% average, 2% poor, and 19% were undecided. RSA students rated it 2% excellent, 0% good, 3% average, 0% poor, and 9% undecided. See Chart 23.

Chart 23 Rating of Recreation Room - by Site



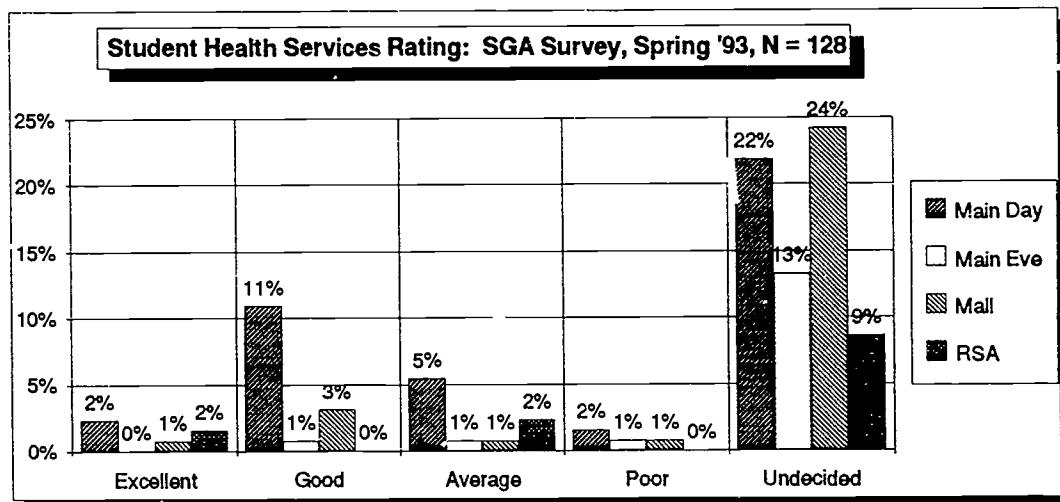
Student Health Services is primarily a daytime, main-campus service. Offices are located in the Student Center. Of the 128 responding, 20% rated it from good to excellent, 9% rated it as average, 3% rated it as poor, and 68% were undecided. See Charts 24 and 25.

Chart 24 Rating of Student Health Services



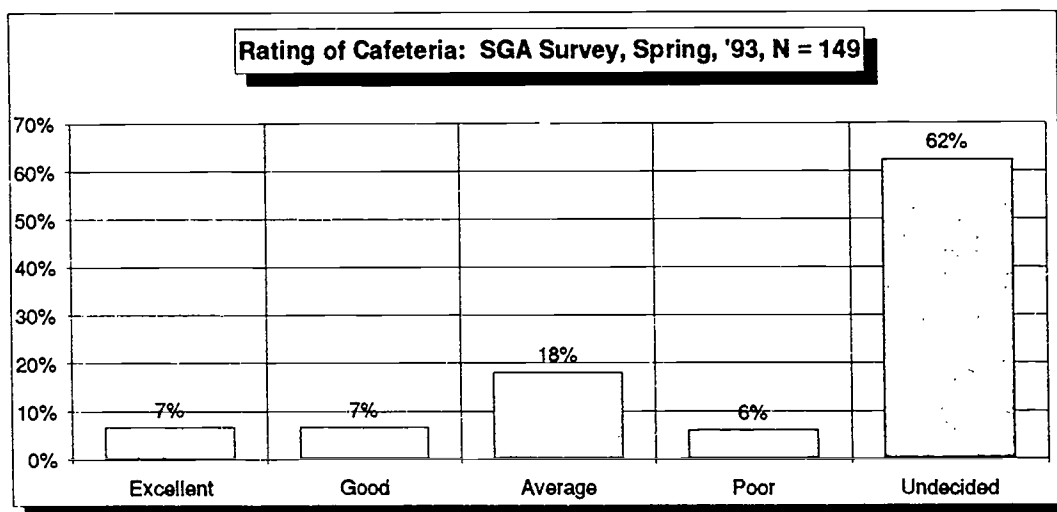
Of students responding, day students on the main campus rating of the **Student Health Services** resulted in 2% excellent, 11% good, 5% average, 2% poor, and 22% were undecided. Evening students on the main campus rate it 0% excellent, 1% good, 1% average, 1% poor, and 13% were undecided. The Mall students rated it 1% excellent, 3% good, 1% average, 1% poor, and 24% were undecided. RSA students rated it 2% excellent, 0% good, 2% average, 0% poor, and 9% undecided. See Chart 25.

Chart 25 Rating of Student Health Services - by Site



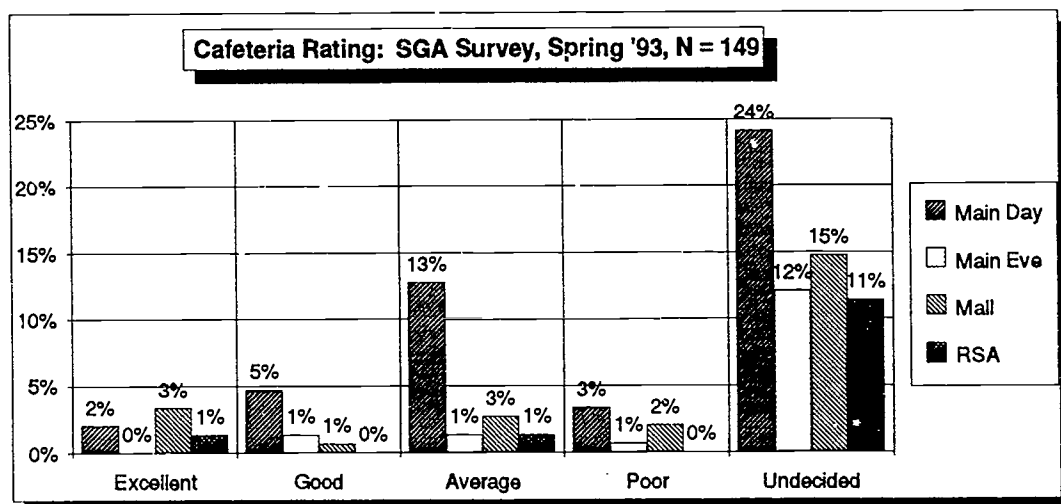
The **Cafeteria** is essentially a daytime service located on the main campus. The Center Spot is an affiliate of the cafeteria and was rated separately. Of the 149 students rating the cafeteria, 14% indicated it as good to excellent, 18% rated it average, 6% rated it poor, and 62% were undecided. See Charts 26 and 27.

Chart 26 Rating of Cafeteria



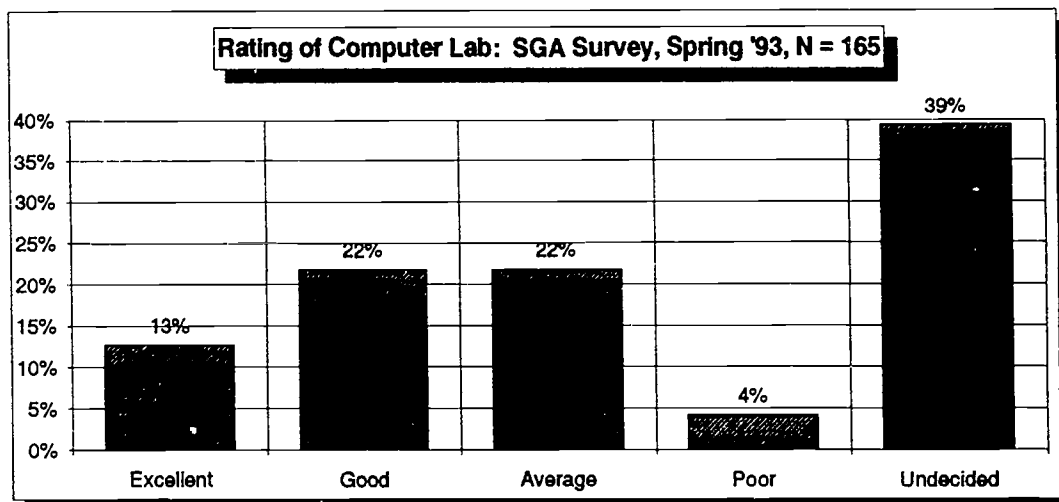
Of students responding, day students on the main campus rating of the **Cafeteria** resulted in 2% excellent, 5% good, 13% average, 3% poor, and 24% were undecided. Evening students on the main campus rate it 0% excellent, 1% good, 1% average, 1% poor, and 12% were undecided. The Mall students rated it 3% excellent, 1% good, 3% average, 2% poor, and 15% were undecided. RSA students rated it 1% excellent, 0% good, 1% average, 0% poor, and 11% undecided. See Chart 27.

Chart 27 Rating of Cafeteria - by Site



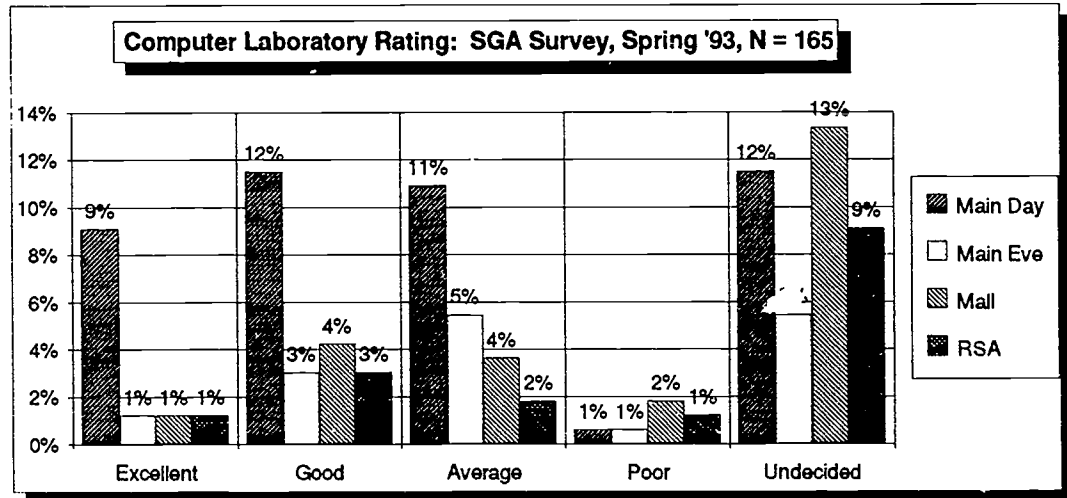
Computer Laboratories are located at all sites. Of the 165 responding to this item, 35% rated computer laboratories from good to excellent, 22% rated them average, 4% rated them poor, and 39% were undecided. See Charts 28 and 29.

Chart 28 Rating of Computer Lab



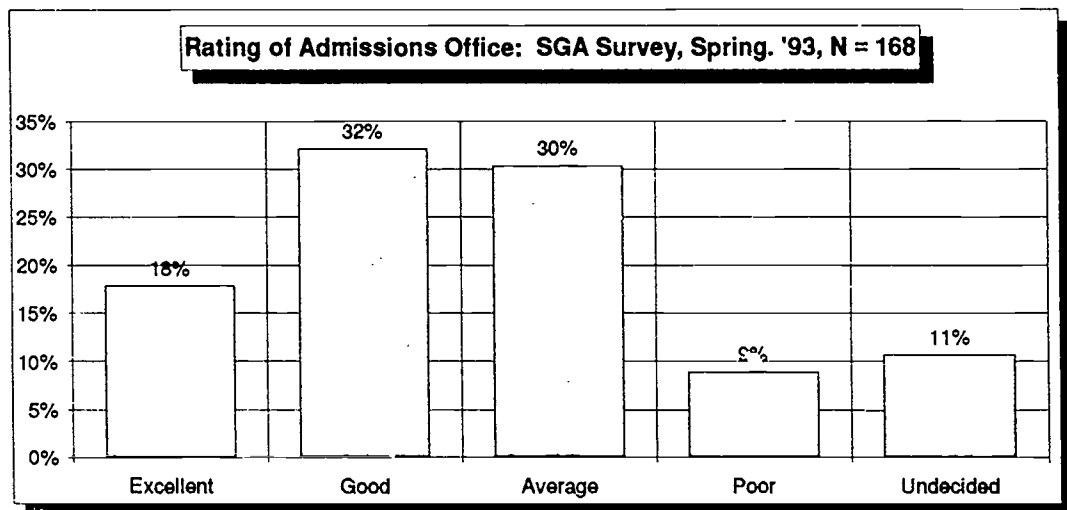
Of students responding, day students on the main campus rating of the **Computer Laboratory** resulted in 9% excellent, 12% good, 11% average, 1% poor, and 12% were undecided. Evening students on the main campus rate it 1% excellent, 3% good, 5% average, 1% poor, and 5% were undecided. The Mall students rated it 1% excellent, 4% good, 4% average, 2% poor, and 13% were undecided. RSA students rated it 1% excellent, 3% good, 2% average, 1% poor, and 9% undecided. See Chart 29.

Chart 29 Rating of Computer Laboratory - by Site



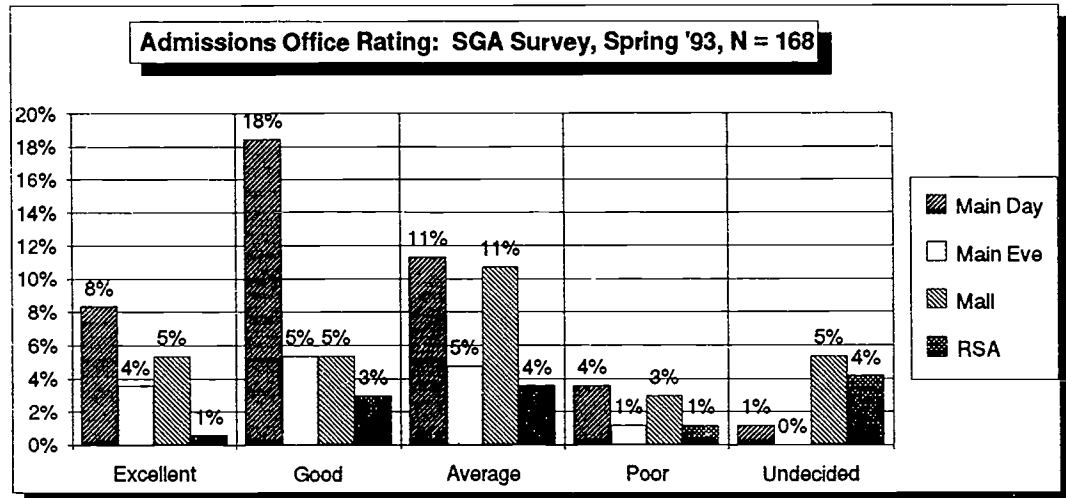
The **Admissions Office**, though it is located on the main campus, has agents who serve all students at all sites both day and evening. Of the 168 students responding to this item, 50% rated it from good to excellent, 30% rated it average, 9% rated it poor, and 11% were undecided. See Charts 30 and 31.

Chart 30 Rating of Admissions Office



Of students responding, day students on the main campus rating of the **Admissions Office** resulted in 8% excellent, 18% good, 11% average, 4% poor, and 1% undecided. Evening students on the main campus rated it 4% excellent, 5% good, 5% average, and 1% poor. The Mall students rated it 5% excellent, 5% good, 11% average, 3% poor, 4% undecided. RSA students said 1% excellent, 3% good, 4% average, 1% poor, and 4% undecided. See Chart 31.

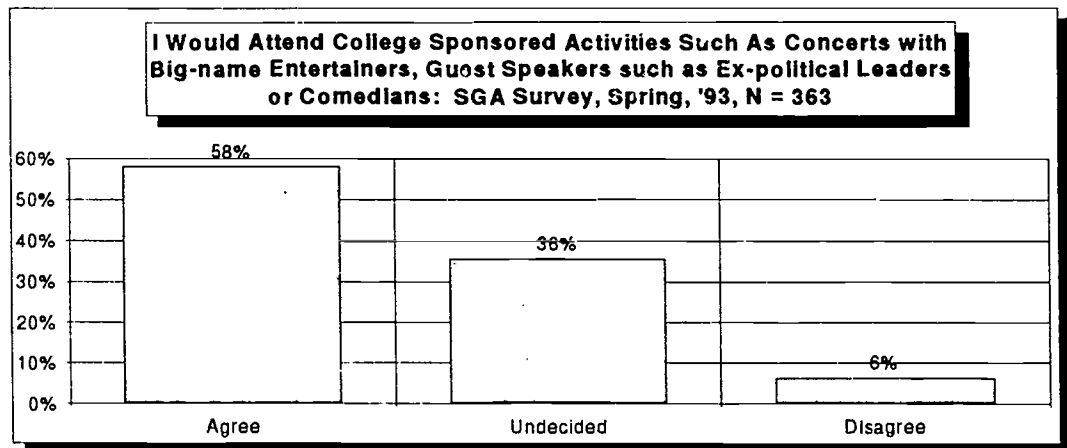
Chart 31 Rating of Admissions Office - by Site



RESULTS - Opinions

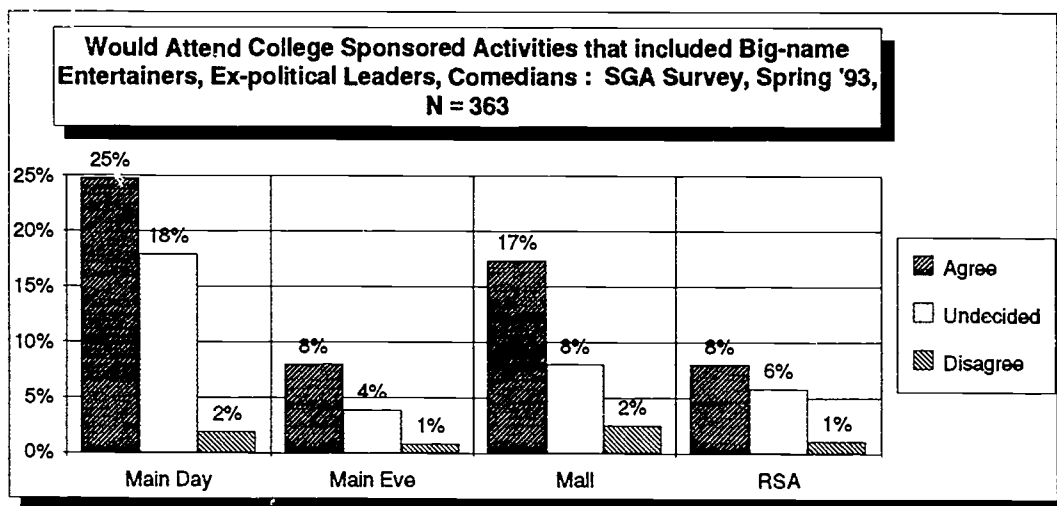
When asked whether they would be enticed to **attend college sponsored, students activities** that included big-name entertainers, guest speakers that were ex-political leaders, or comedians, 363 of the 410 students responded. Clearly an enticing issue, 58% said they would attend, 6% would not attend, and 36% were undecided. See Charts 32 and 33.

Chart 32 Would Attend College Sponsored Activities



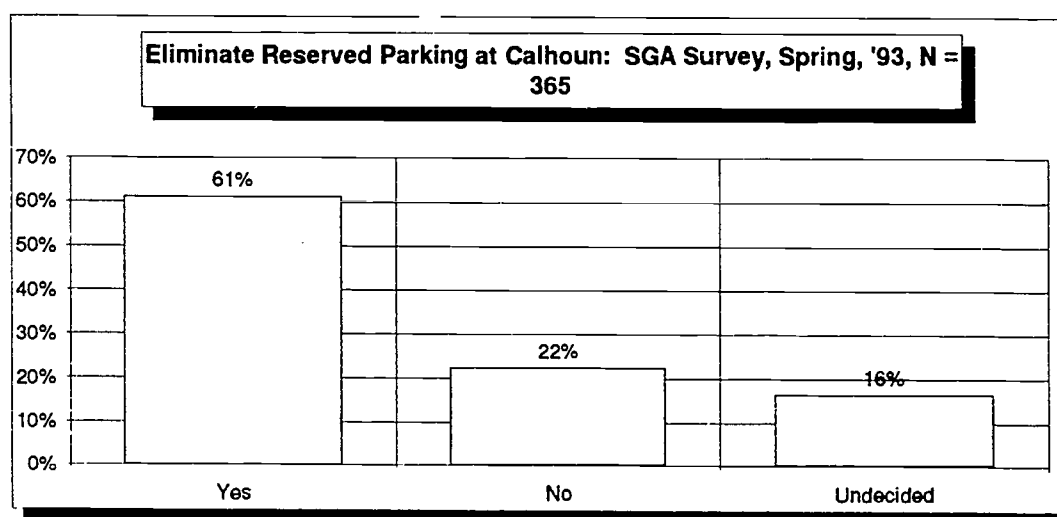
The **college sponsored activities** issues produced the following total results by site: day students on the main campus had 25% agreeing, 18% undecided, and 2% said no. Evening students on the main campus had 8% agreeing, 4% undecided, and 1% said no. Students at The Mall had 17% agreeing, 8% undecided, and 2% disagreeing. Students at RSA had 8% agreeing, 6% undecided, and 1% disagreeing. See Chart 33.

Chart 33 Would Attend College Sponsored Activities - by Site



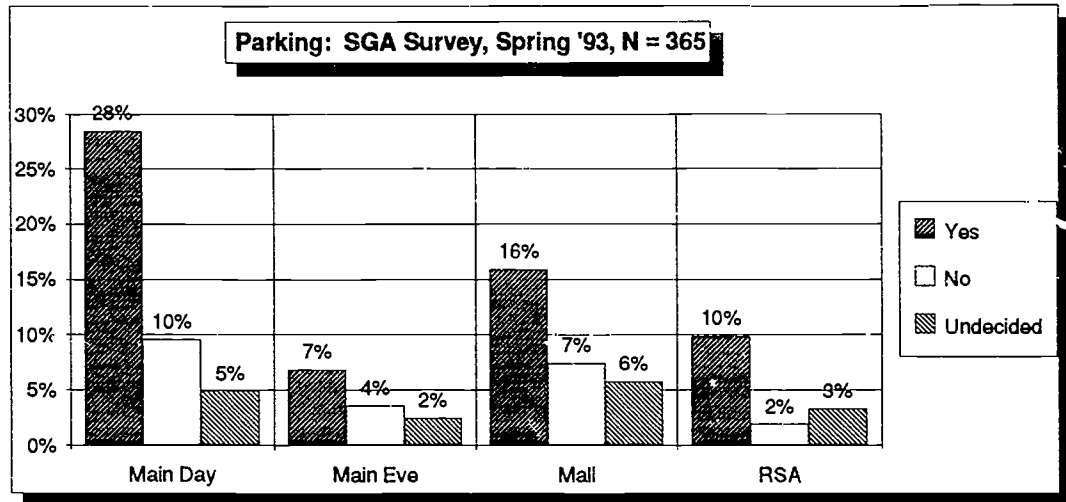
An enticing issue on any college campus is that of student **parking**. Of the 365 who responded to the issue of eliminating reserved parking, 61% indicated that reserved parking should be eliminated, 22% said it should not be eliminated, and 16% were undecided. See Charts 34 and 35.

Chart 34 Eliminate Reserved Parking at Calhoun




By site, the following opinions were expressed. Day students on the main campus had 28% saying yes, 10% saying no, and 5% undecided. Evening students on the main campus had 7% saying yes, 4% saying no, and 2% undecided. The Mall students had 16% saying yes, 7% saying no, and 6% undecided. RSA students had 10% saying yes, 2% saying no, and 3% undecided.

Chart 35 Eliminate Reserved Parking at Calhoun - by Site



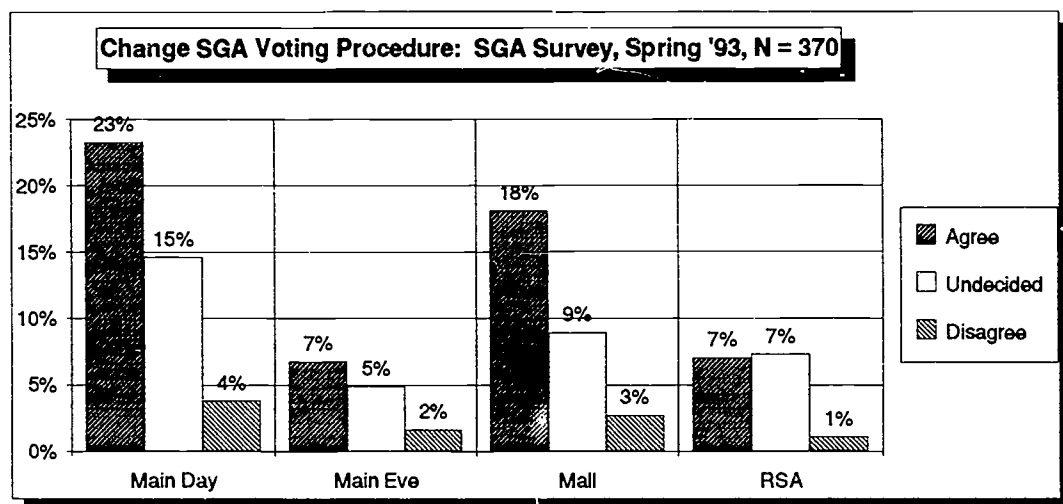
Also an enticing issue with 370 students responding was that of changing the **SGA voting procedures** to include night and extension students. Of the 370 students responding, 55% said the voting procedure should include all students, 9% said the voting procedure should not include all students, and 36% were undecided. See Charts 36 and 37.

Chart 36 Change SGA Voting Procedure; Include all Students



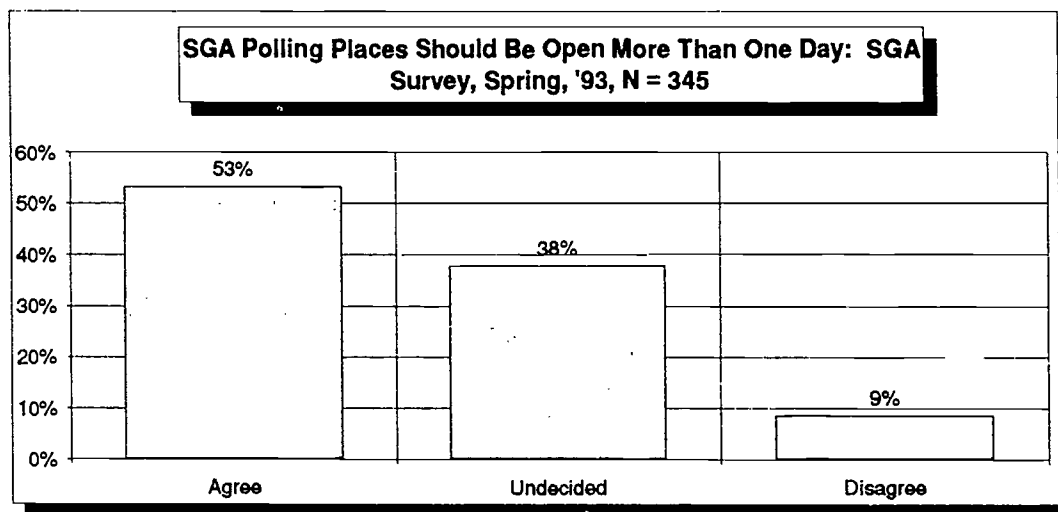
Of students responding, day students on the main campus had 23% agreement that the **SGA voting procedures** should be changed, 15% were undecided, and 4% disagreed with changing the voting procedures. Evening students on the main campus had 7% agreement, 5% undecided, and 2% disagreement. The Mall students had 18% agreement, 9% undecided, and 3% disagreement. RSA students had 7% agreement, 7% undecided, and 1% disagreement.

Chart 37 Change SGA Voting Procedures Should be Changed - by Site



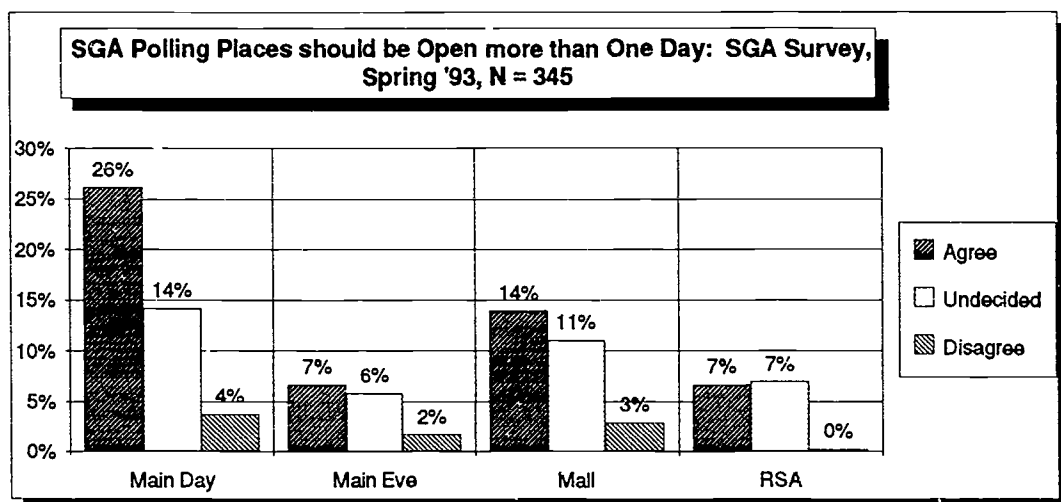
Another enticing issue was that of keeping the **SGA polling places** open for more than one day. Of the 345 students responding, 53% agreed that they should be open for more than one day, 9% disagreed, and 38% were undecided. See Charts 38 and 39.

Chart 38 SGA Polling Places Should Be Open For More Than One Day



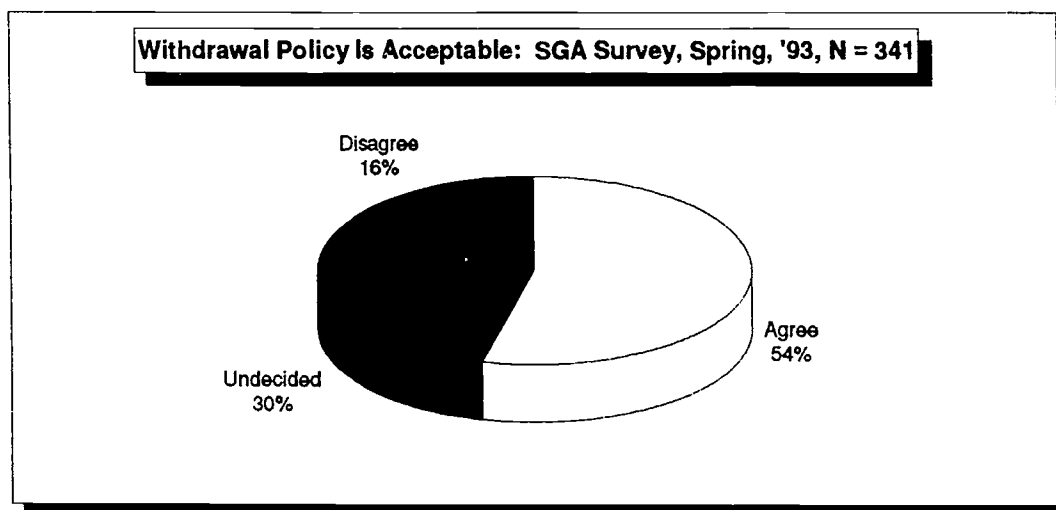
Of students responding, day students on the main campus had 26% agreement that the **SGA voting places** should be open more than one day, 14% were undecided, and 4% disagreed with changing the voting procedures. Evening students on the main campus had 7% agreement, 6% undecided, and 2% disagreement. The Mall students had 14% agreement, 11% undecided, and 3% disagreement. RSA students had 7% agreement, 7% undecided, and 0% disagreement.

Chart 39 SGA Polling Places Should Be Open For More Than One Day - by Site



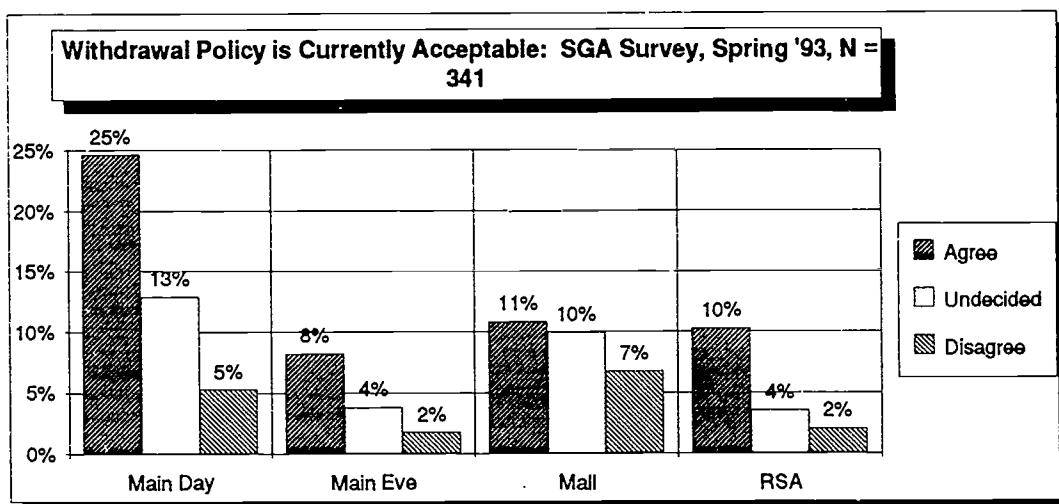
When asked whether the college **withdrawal policy** is acceptable as it is now, 341 students responded. Of those responding, 54% agreed that it is currently acceptable, 16% disagreed, and 30% were undecided. See Charts 40 and 41.

Chart 40 Withdrawal Policy Is acceptable



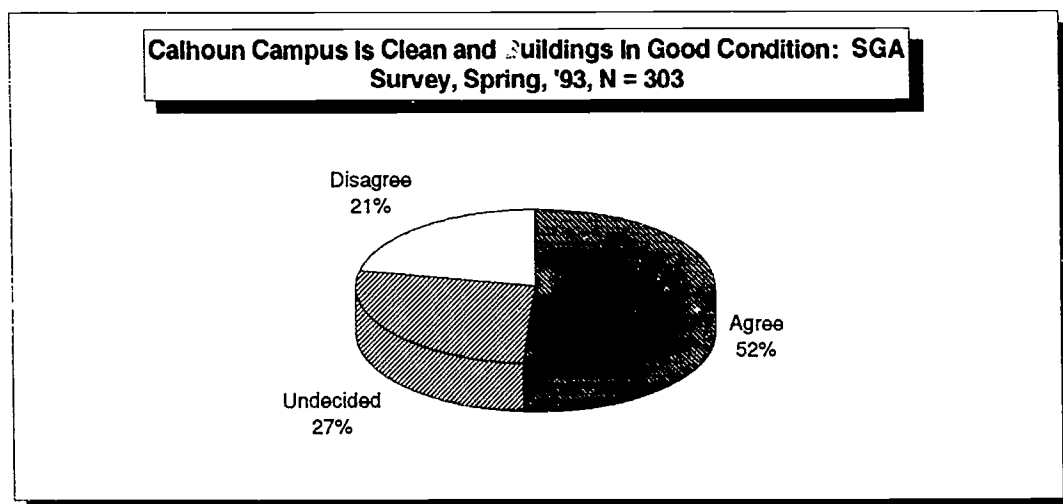
Of students responding, day students on the main campus had 25% agreement that the **current withdrawal policy is acceptable**, 13% were undecided, and 5% disagreed. Evening students on the main campus had 8% agreement, 4% undecided, and 2% disagreement. The Mall students had 11% agreement, 10% undecided, and 7% disagreement. RSA students had 10% agreement, 4% undecided, and 2% disagreement. See Chart 41

Chart 41 Withdrawal Policy is Acceptable - by Site



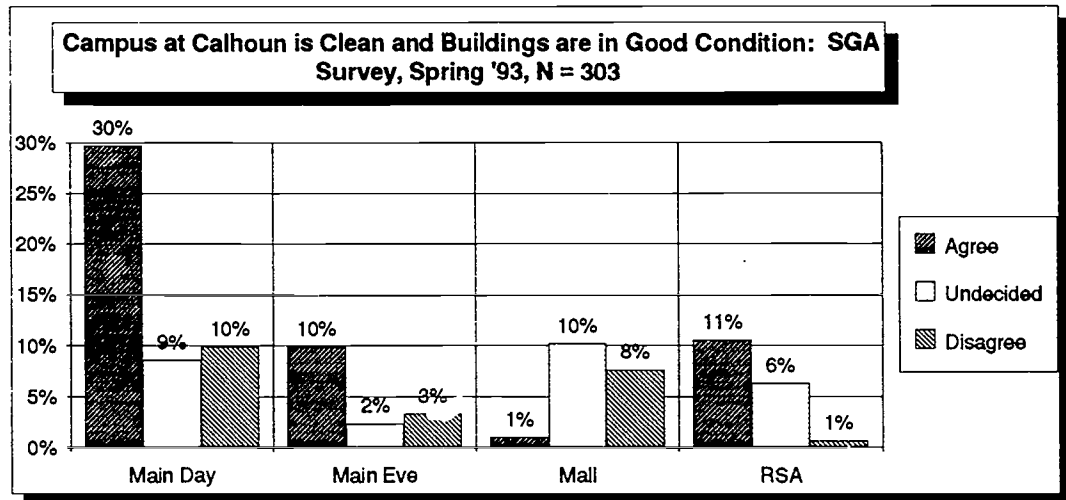
When asked their opinions of the **cleanliness of the campus and the condition of the buildings**, 309 students responded. Of the 309 students, 52% agreed, 21% disagreed, and 27% were undecided. See Chart 42.

Chart 42 Campus At Calhoun Is Clean And The Buildings Are In Good Condition



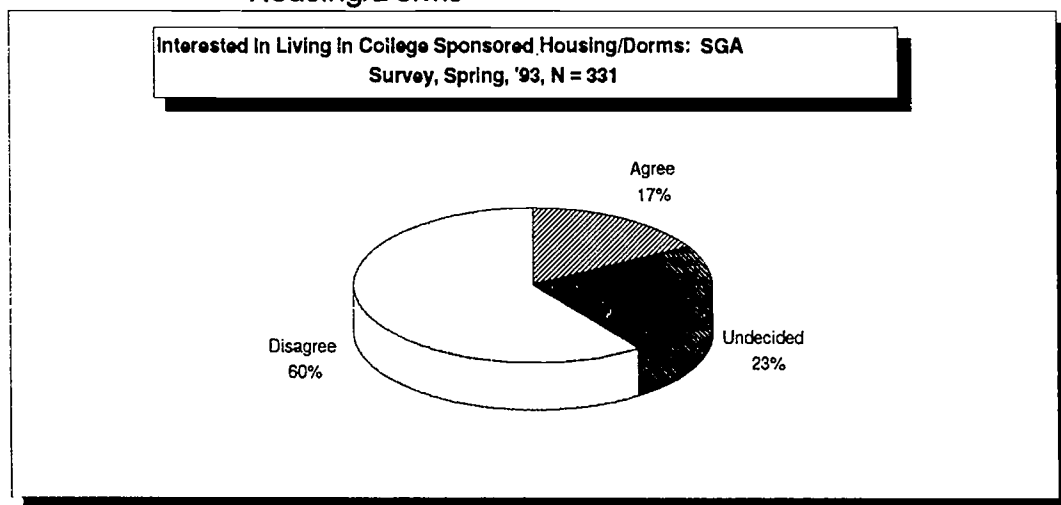
Of all students responding, day students on the main campus had 30% agreement that the **Calhoun campus is clean and the buildings are in good condition**, 9% were undecided, and 10% disagreed. Evening students on the main campus had 10% agreement, 2% undecided, and 3% disagreement. The Mall students had 1% agreement, 10% undecided, and 8% disagreement. RSA students had 11% agreement, 6% undecided, and 1% disagreement. See Chart 43.

Chart 43 Campus At Calhoun Is Clean And The Buildings Are In Good Condition - by Site



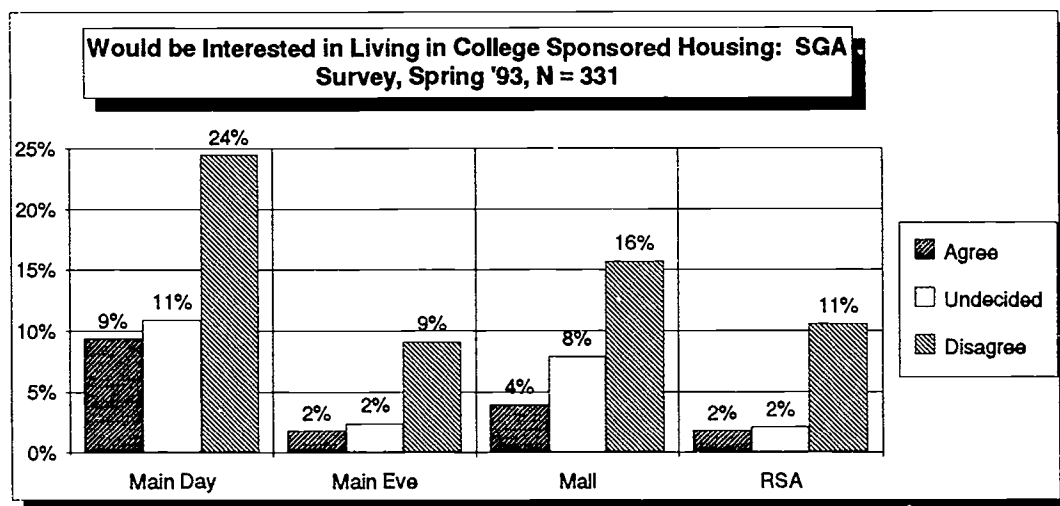
When asked whether they would be interested in living in **college sponsored housing or dorms**, 331 students responded. Of the 331, 17% (approximately 56 students) agreed that they would be interested, 60% disagreed, and 23% were undecided. See Charts 44 and 45.

Chart 44 Would Be Interested In Living In College Sponsored Housing/Dorms



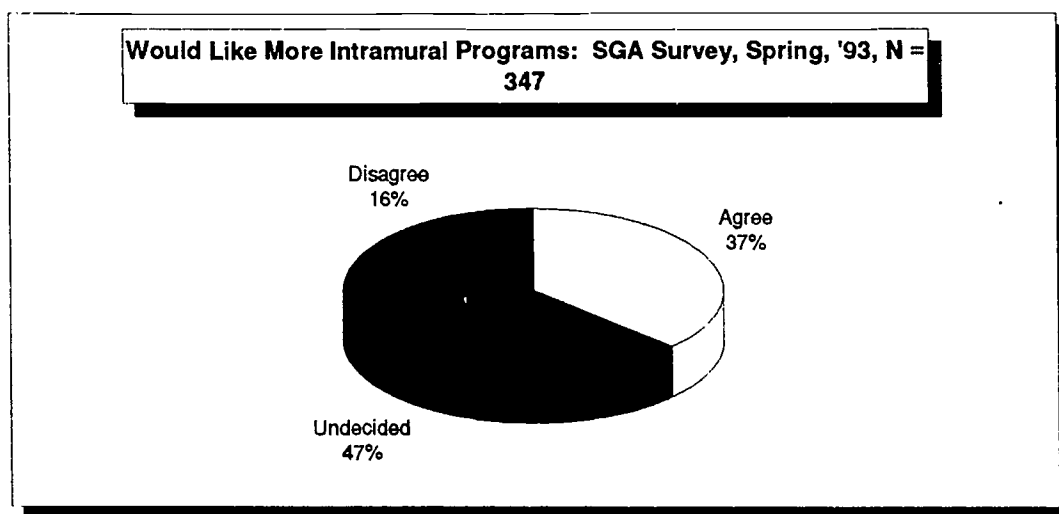
Of all students responding, day students on the main campus had 9% agreement that they would be interested in living in **college sponsored housing**, 11% were undecided, and 24% were not interested in living in college sponsored housing. Evening students on the main campus had 2% agreement, 2% undecided, and 9% disagreement. The Mall students had 4% agreement, 8% undecided, and 16% disagreement. RSA students had 2% agreement, 2% undecided, and 11% disagreement. See Chart 45.

Chart 45 Would Be Interested In Living In College Sponsored Housing/Dorms - by Site



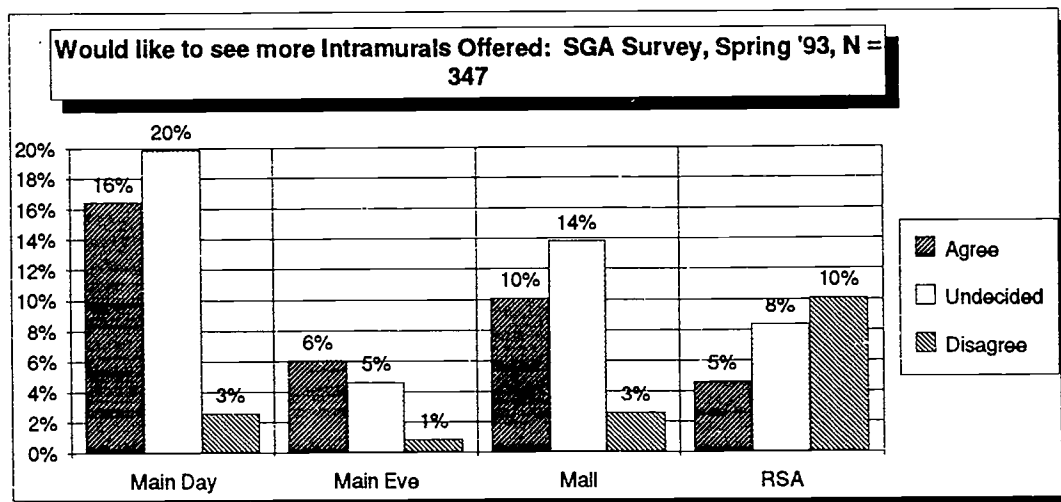
When asked whether they would like to see more **intramural programs** at the college, 37% (approximately 128 students) agreed that they would like to see more intramural programs offered, 16% disagreed, and 47% were undecided. See Charts 46 and 47.

Chart 46 Would Like More Intramural Programs At Calhoun



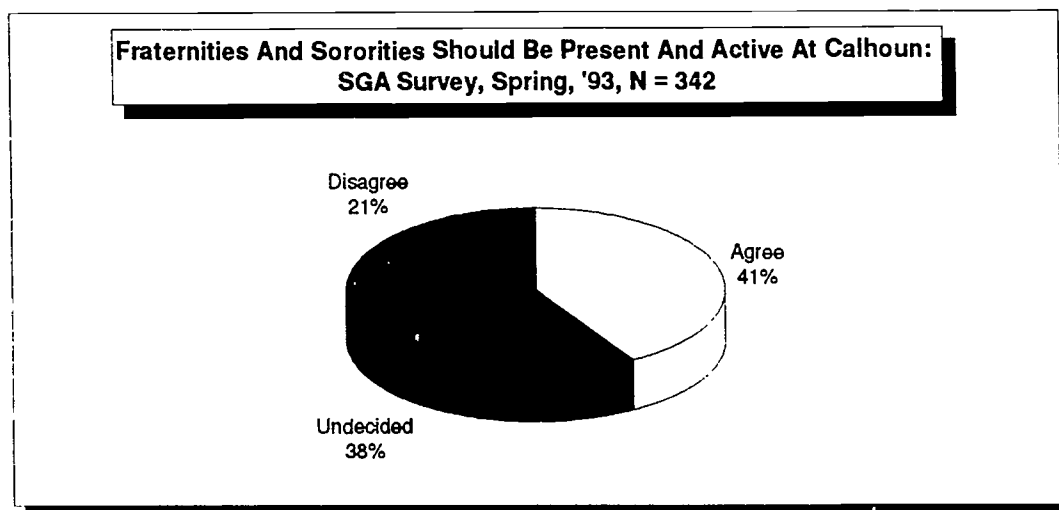
Of all students responding, day students on the main campus had 16% agreement with more intramural programs, 20% were undecided, and 3% disagreed. Evening students on the main campus had 6% agreement, 5% undecided, and 1% disagreement. The Mall students had 10% agreement, 14% undecided, and 3% disagreement. RSA students had 5% agreement, 8% undecided, and 10% disagreement. See Chart 47.

Chart 47 Would Like More Intramural Programs At Calhoun - by Site



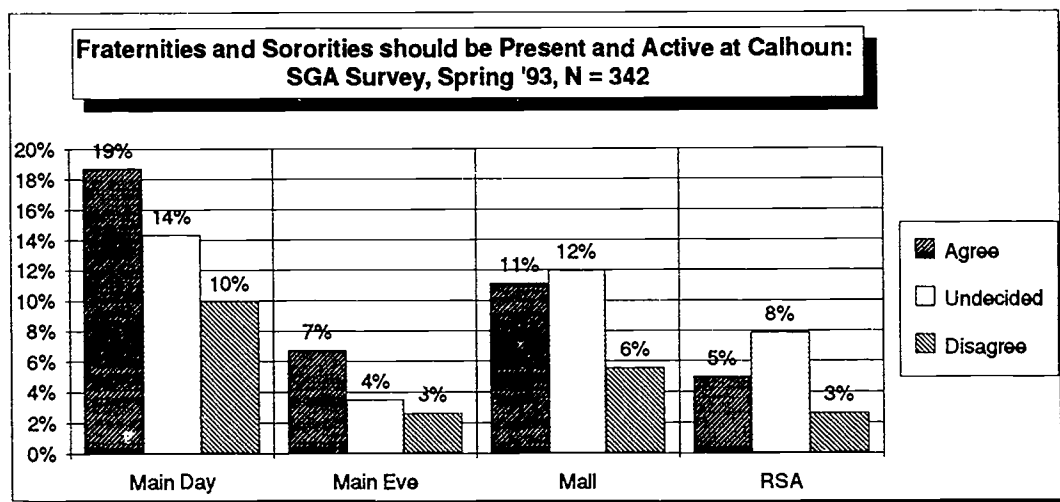
When asked whether **fraternities and sororities** should be present and active at the college, 342 students responded. Of the 342, 41% agreed, 21% disagreed, and 38% were undecided. See Charts 48 and 49.

Chart 48 Fraternities And Sororities Should Be Present And Active At Calhoun



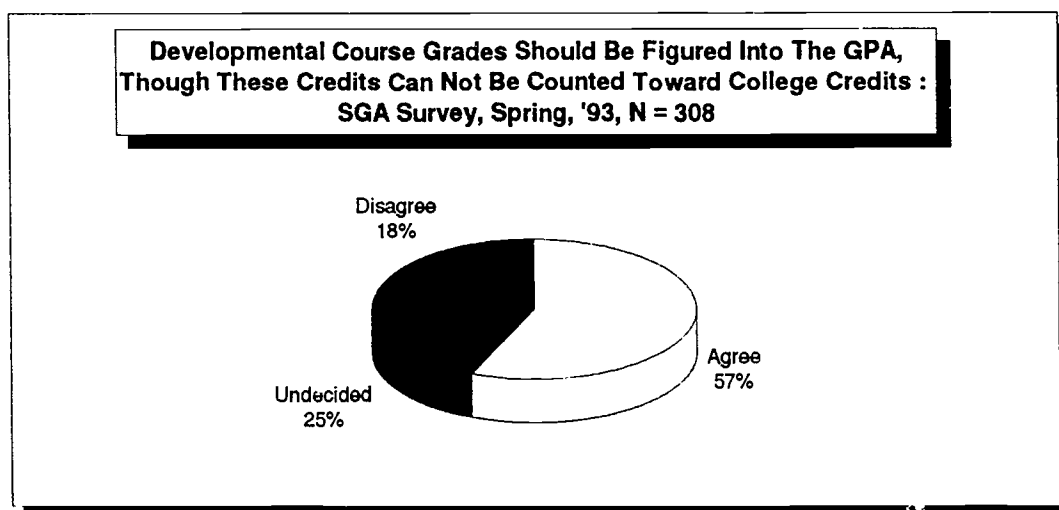
Of all students responding, day students on the main campus had 19% agreement that **fraternities and sororities should be present and active** at Calhoun, 14% were undecided, and 10% disagreed. Evening students on the main campus had 7% agreement, 4% undecided, and 3% disagreement. The Mall students had 11% agreement, 12% undecided, and 6% disagreement. RSA students had 5% agreement, 8% undecided, and 3% disagreement. See Chart 49.

Chart 49 Fraternities And Sororities Should Be Present And Active At Calhoun - by Site



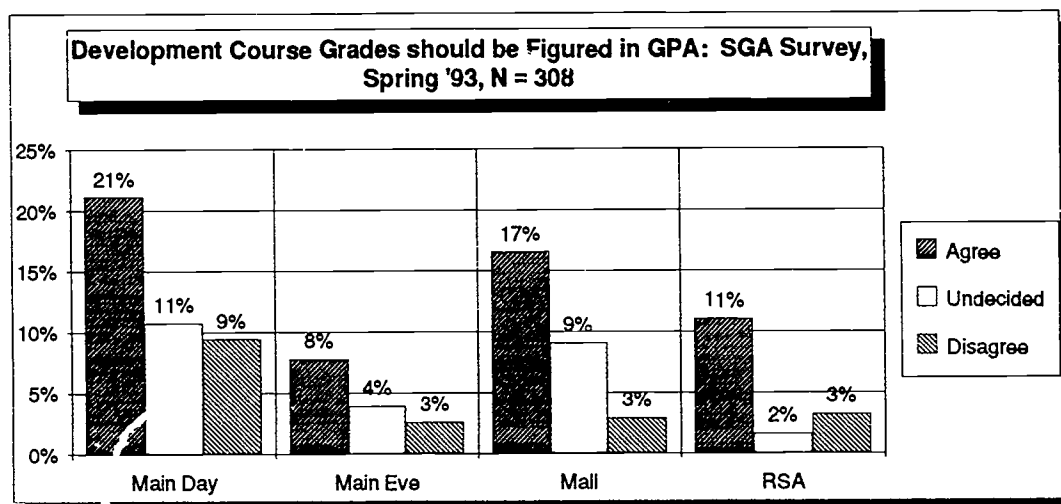
When asked whether **developmental course grades** should be computed in the overall GPA, though these credits can not be counted toward total college credits, 308 students responded. Of the 308, 57% agreed, 18% disagreed, and 25% were undecided. See Charts 50 and 51.

Chart 50 Developmental Course Grades



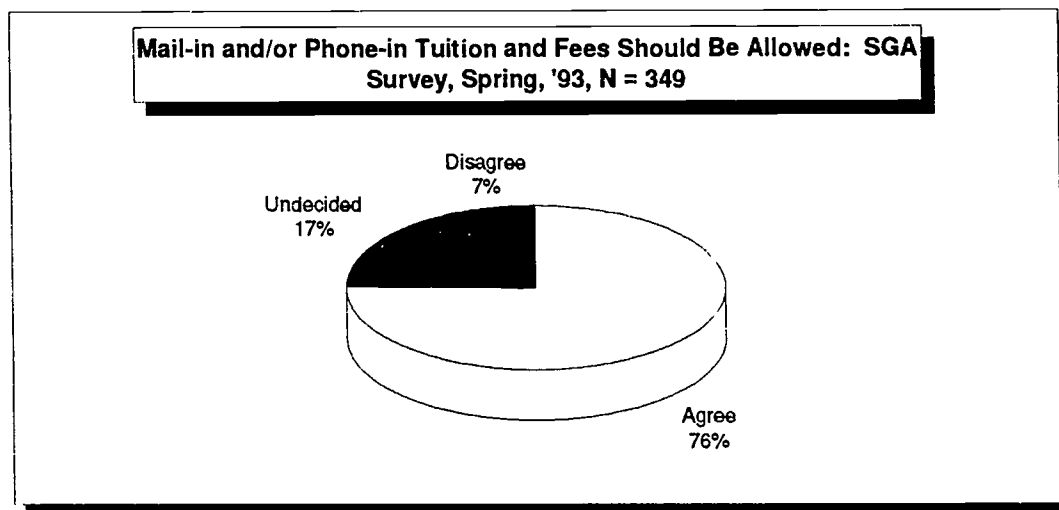
Of students responding to whether **development course grades** should be figured into the overall GPA, day students on the main campus had 21% agreement, 11% were undecided, and 9% disagreed. Evening students on the main campus had 8% agreement, 4% undecided, and 3% disagreement. The Mall students had 17% agreement, 9% undecided, and 3% disagreement. RSA students had 11% agreement, 2% undecided, and 3% disagreement. See Chart 51.

Chart 51 Developmental Course Grades



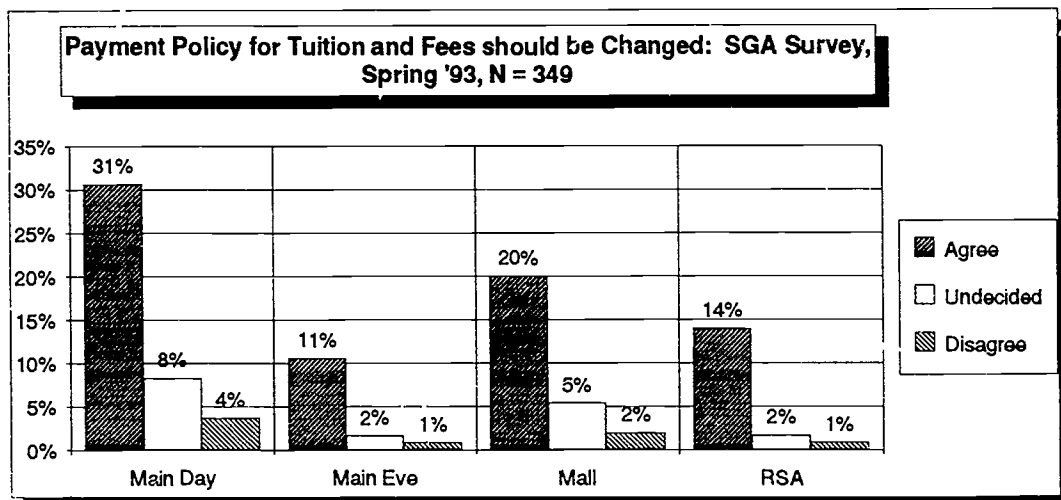
When asked whether **tuition and fee payment** should be changed to allow for phone-in (registration) and/or mail-in payment, 349 students responded. Of the 349, 76% agreed, 7% disagreed, and 17% were undecided. See Charts 52 and 53.

Chart 52 Tuition And Fee Payment Policy Should Be Changed To Allow Phone-in and/or Mail-in Payment



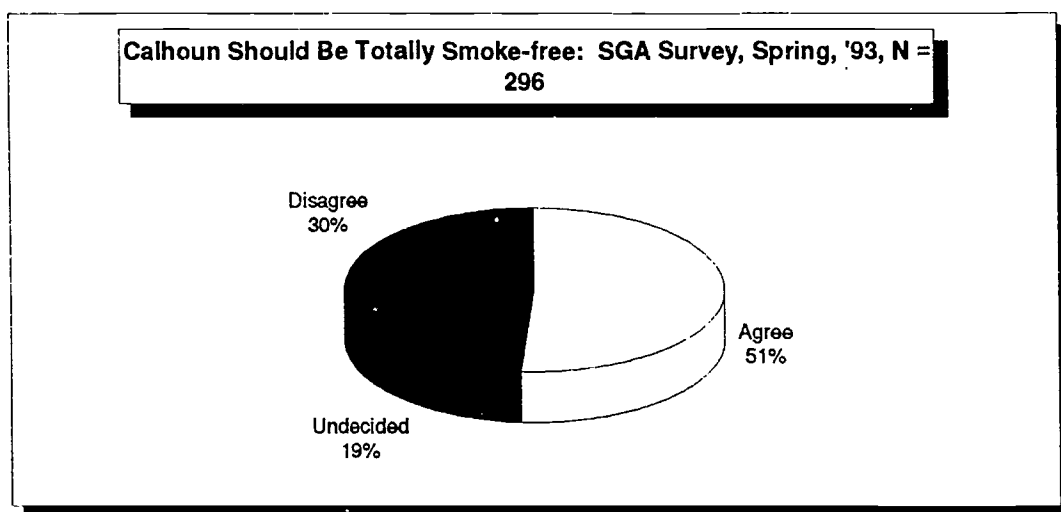
Of all students indicating whether **tuition and fee payment** should be changed, day students on the main campus had 31% agreement, 8% were undecided, and 4% disagreed. Evening students on the main campus had 11% agreement, 2% undecided, and 1% disagreement. The Mall students had 20% agreement, 5% undecided, and 2% disagreement. RSA students had 14% agreement, 2% undecided, and 1% disagreement. See Chart 53.

Chart 53 Tuition And Fee Payment Policy Should Be Changed To Allow Phone-in and/or Mail-in Payment - by Site



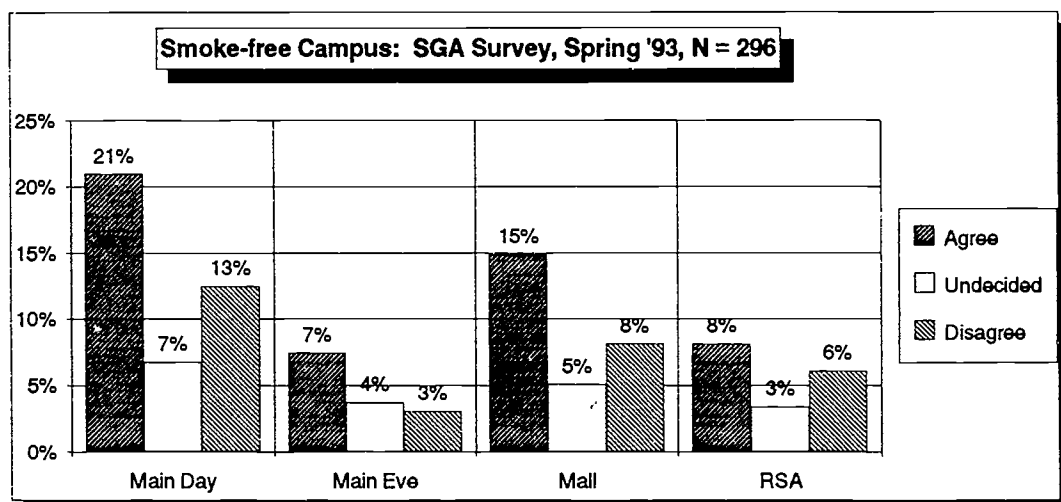
When asked whether Calhoun should be totally **smoke-free**, 296 students responded. Of the 296, 51% agreed, 30% disagreed, and 19% were undecided. See Charts 54 and 55.

Chart 54 Calhoun Should Be Totally Smoke-free



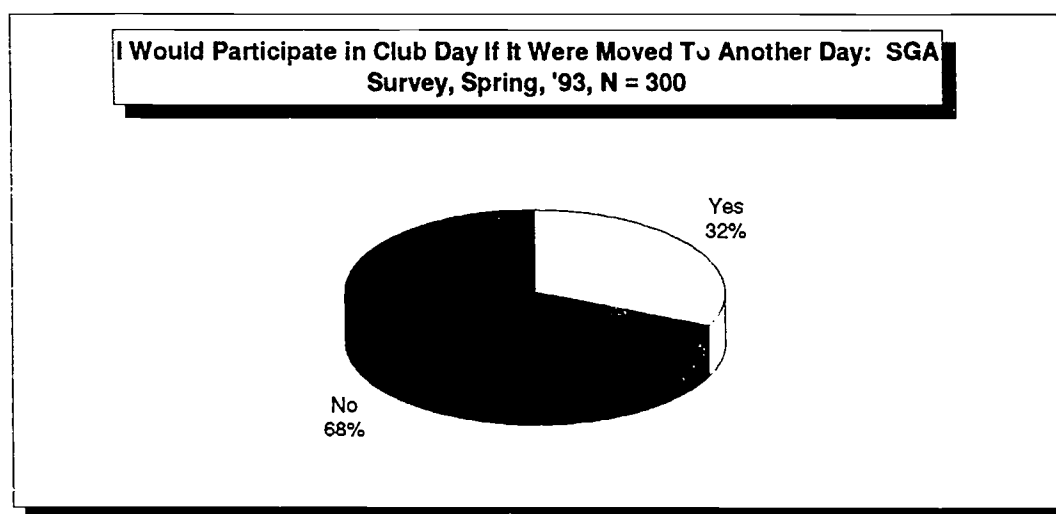
Of all students indicating whether Calhoun should be a **smoke-free** campus, day students on the main campus had 21% agreement, 7% were undecided, and 13% disagreed with changing the status. Evening students on the main campus had 7% agreement, 4% undecided, and 3% disagreement. The Mall students had 15% agreement, 5% undecided, and 8% disagreement. RSA students had 8% agreement, 3% undecided, and 6% disagreement. See Chart 55.

Chart 55 Calhoun Should Be Totally Smoke-free - by Site



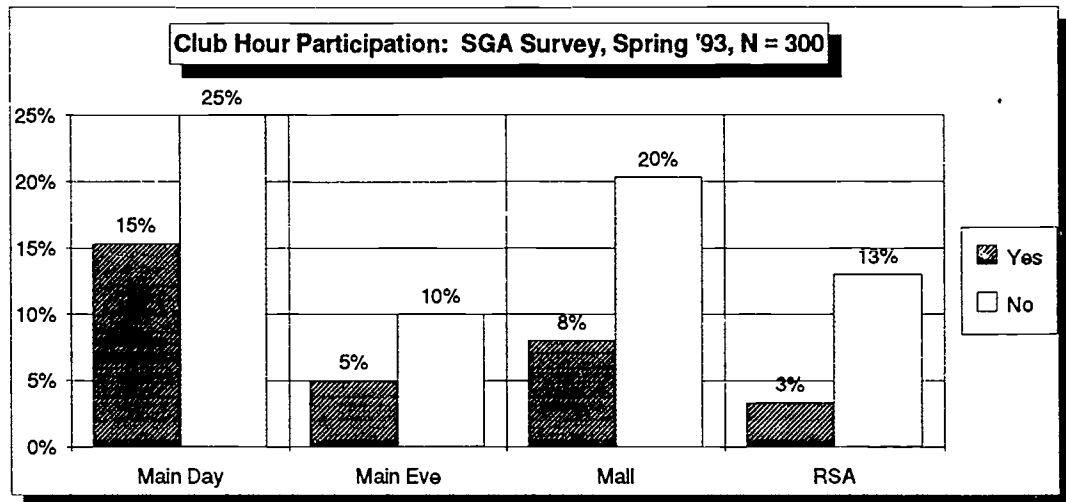
When asked whether they would participate in **club hour** if it were changed to a different time and day, 300 students responded. Of the 300, 32% said they would participate and 68% said they would not participate. See Charts 56 and 57.

Chart 56 I Would Participate In Club Hour If It Were Moved To Another Day



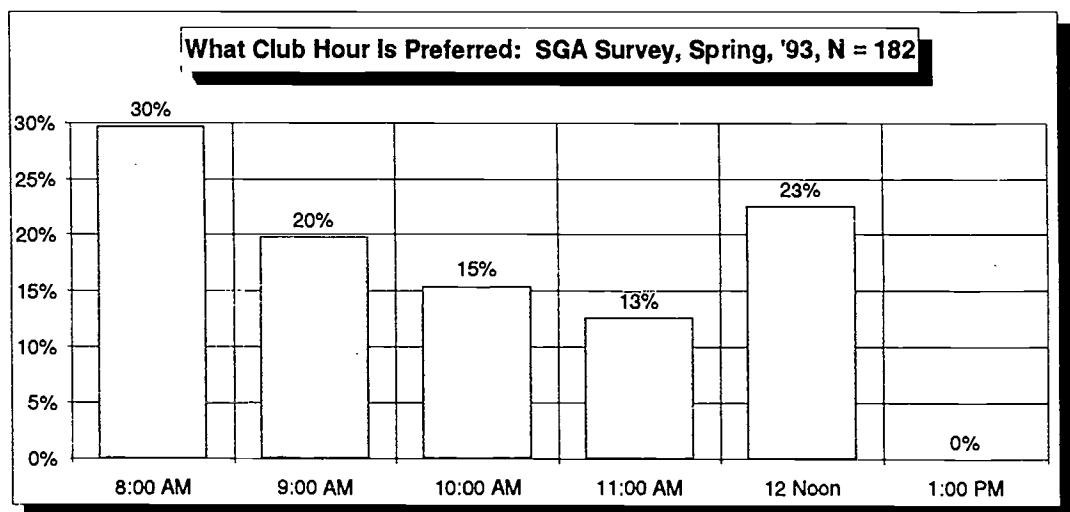
Of all students indicating whether they would participate if **club hour were changed**, day students on the main campus had 15% saying yes and 25% saying no they would not participate. Evening students on the main campus had 5% saying yes and 10% saying no. The Mall students had 8% saying yes and 20% saying no. RSA students had 3% saying yes and 13% saying no. See Chart 57.

Chart 57 I Would Participate In Club Hour If It Were Moved To Another Day by Site



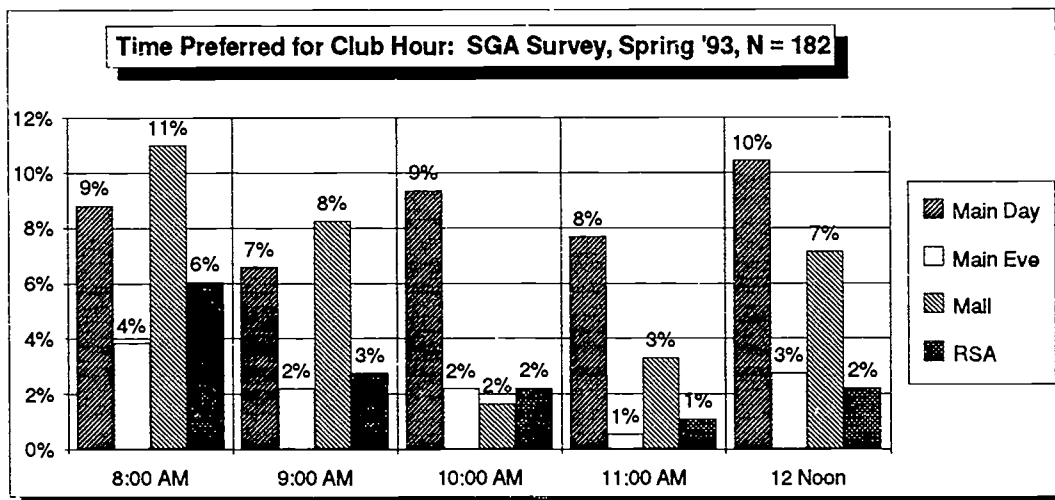
When asked their preference of **time of day for club meetings**, 182 students responded. Of these 182 student, 30% preferred 8 a.m. See Charts 58 and 59.

Chart 58 The Time Of Day You Prefer For Club Day



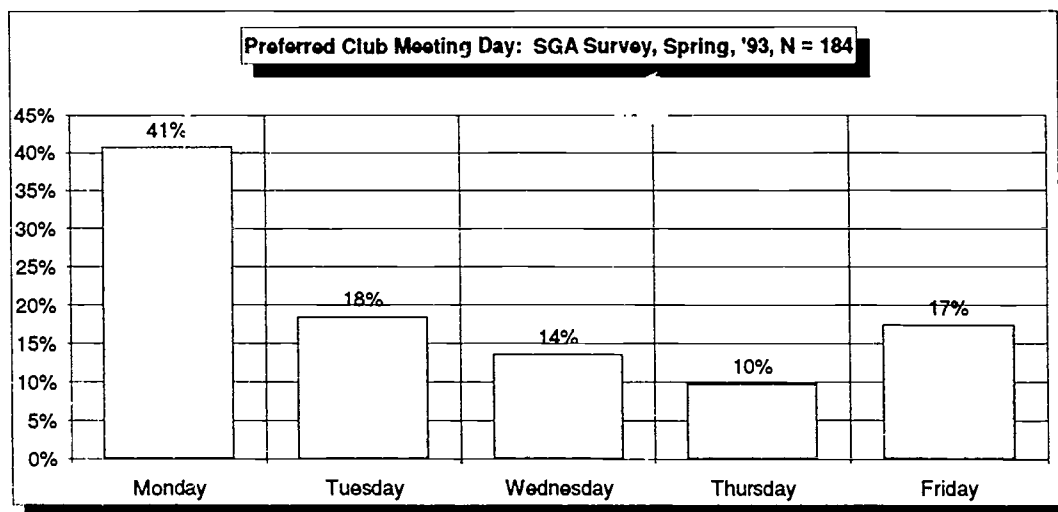
Of all students indicating preferences for club hour, day students on the main campus indicated the following: 9% voted for 8 a.m., 7% for 9 a.m., 9% for 10 a.m., 8% for 11 a.m., and 10% for noon. Evening students on the main campus indicated 4% were for 8 a.m., 2% for 9 a.m., 2% for 10 a.m., 1% for 11 a.m., and 3% for noon. Students at The Mall site indicated preferences of 11% for 8 a.m., 8% for 9 a.m., 2% for 10 a.m., 3% for 11 a.m., and 7% for noon. RSA students said 6% for 8 a.m., 3% for 9 a.m., 2% for 10 a.m., 1% for 11 a.m., and 2% for noon. See Chart 59.

Chart 59 The Time Of Day You Prefer For Club Day - by Site



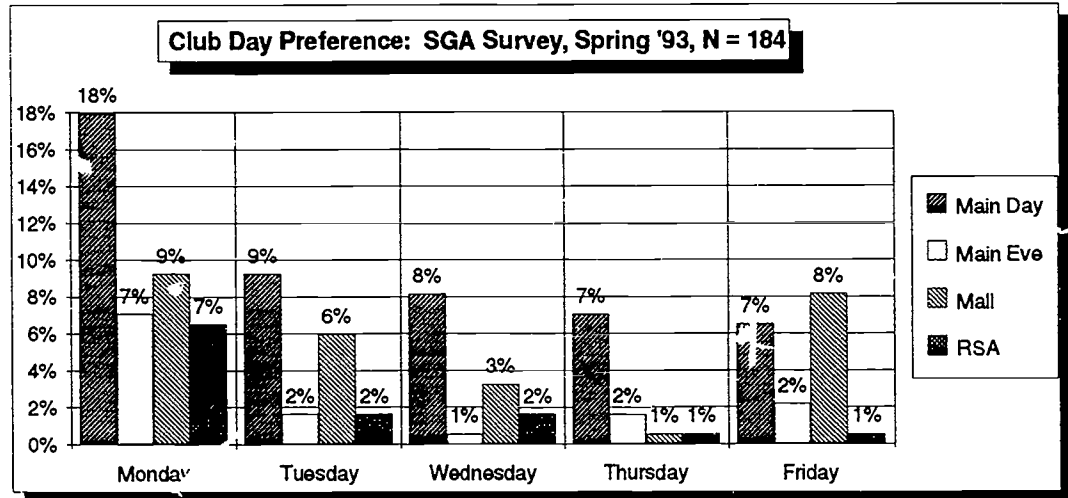
When asked what **day** of the week is preferred **for club meetings**, 184 students responded. Of the 184, 41% preferred Monday as the club meeting day. See Charts 60 and 61.

Chart 60 Day Club Meetings Preferred



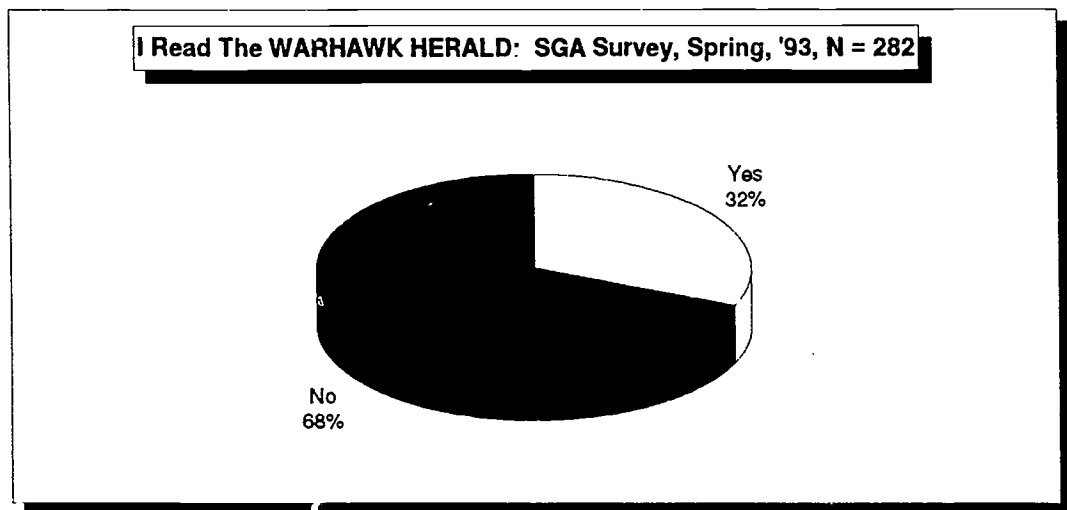
Day students on the main campus indicated **club day** preferences of Monday at 18%, Tuesday at 9%, Wednesday at 8%, Thursday at 7%, and Friday at 7%. Evening students on the main campus indicated preferences of Monday at 7%, Tuesday at 2%, Wednesday at 1%, Thursday at 2%, and Friday at 2%. The Mall students indicated preferences of Monday at 9%, Tuesday at 6%, Wednesday at 3%, Thursday at 1%, and Friday at 8%. RSA students indicated preferences of Monday at 7%, Tuesday at 2%, Wednesday at 2%, Thursday at 1%, and Friday at 1%. See Chart 61

Chart 61 Day Club Meetings Preferred - by Site



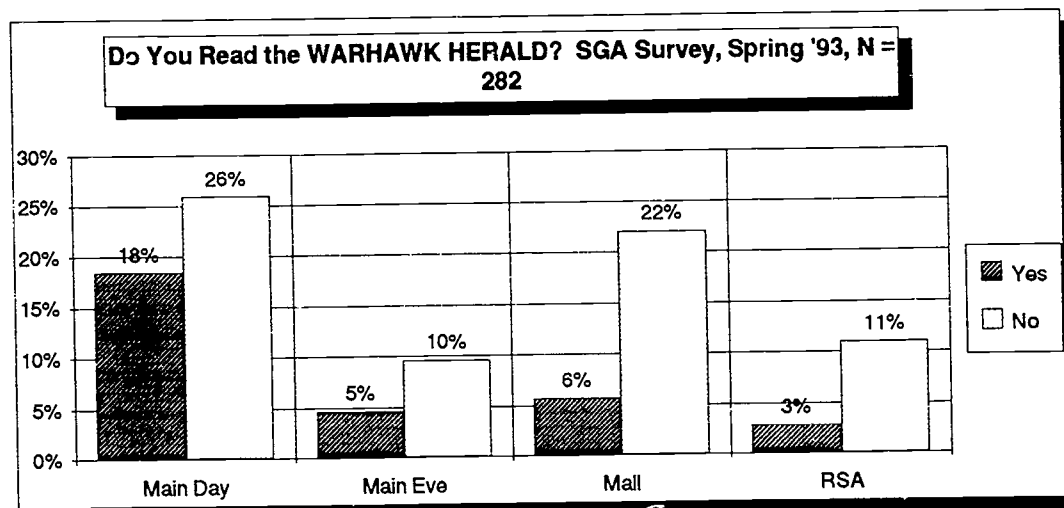
When asked whether they read the **college newspaper**, 282 students responded. Of the 282, 32% said they read the college newspaper, and 68% said they do not read it. See Charts 62 and 63.

Chart 62 I Read The WARHAWK HERALD



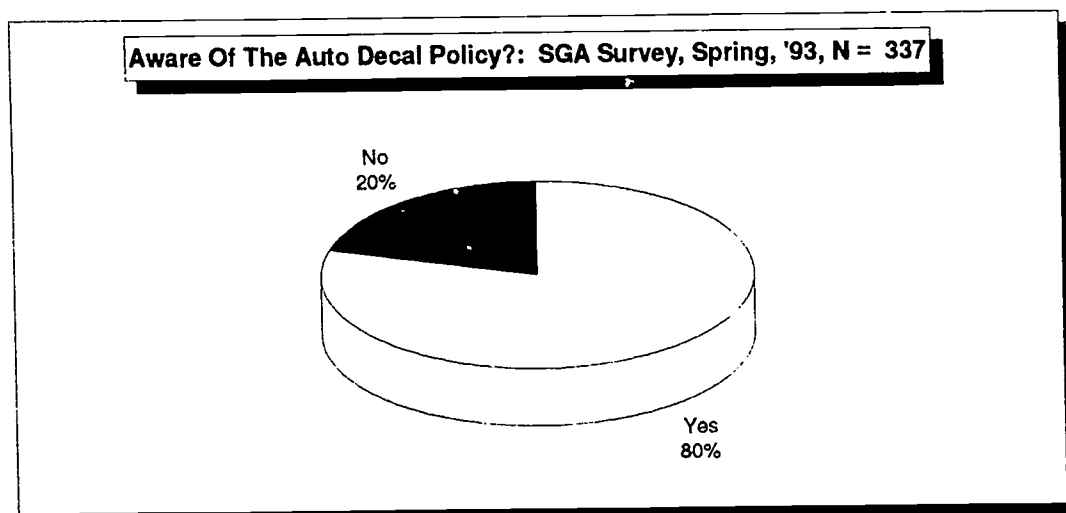
Of all the students reporting on whether they read the **WARHAWK HERALD**, day students on the main campus reported 18% yes and 26% no. Day students comprise 44% of the total number reporting. Evening students on the main campus reported 5% reading it and 10% not reading it. Evening students comprise 15% of the total number reporting. The Mall students had 6% reading it and 22% not reading the **HERALD**. Mall students comprise 28% of those reporting. RSA students reported 3% reading it and 11% not reading the **HERALD**. RSA students are 14% of the total number reporting. See Chart 63

Chart 63 I Read The WARHAWK HERALD - by Site



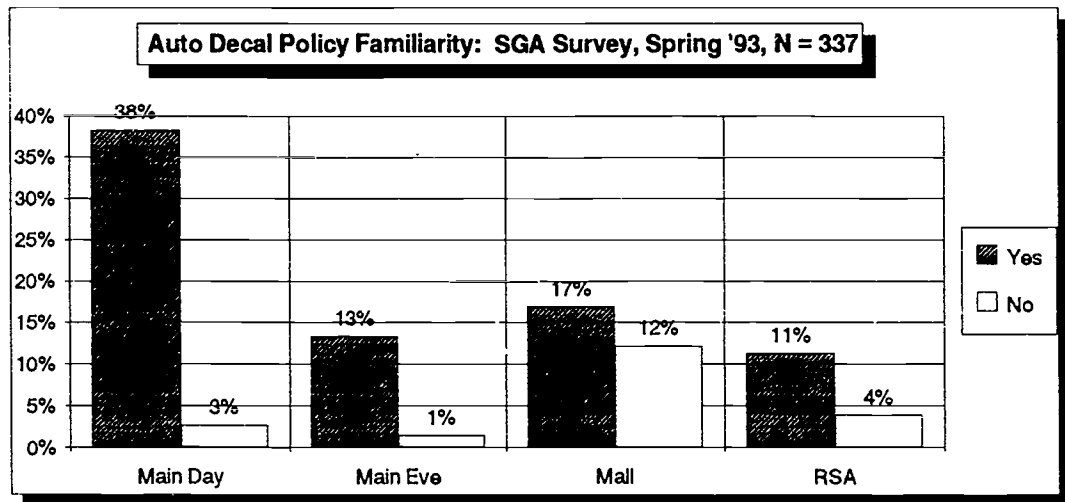
When asked whether they are familiar with the automobile **decal policy** of the college, 337 students responded. Of the 337, 80% said they are familiar with the policy and 20% said they were not familiar with it. See Charts 64 and 65.

Chart 64 Are You Aware Of The Auto Decal Policy?



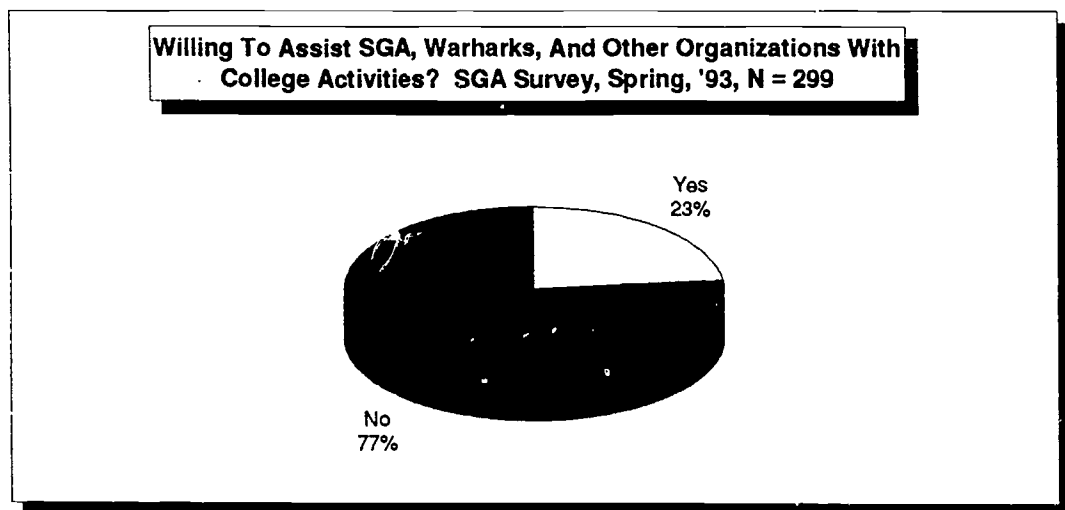
Of students responding on whether they are familiar with **auto decal policy** of the college, students at The Mall site seem to be least familiar with the it. Of those students responding, the 20% not familiar with the policy is equivalent to approximately 70 students. Day students on the main campus reported 3% unfamiliar with the policy. Evening students on the main campus reported only 1% who were unfamiliar. RSA had 4% of those reporting who were unfamiliar with the auto decal policy. See Chart 65.

Chart 65 Are You Aware Of The Auto Decal Policy? - by Site



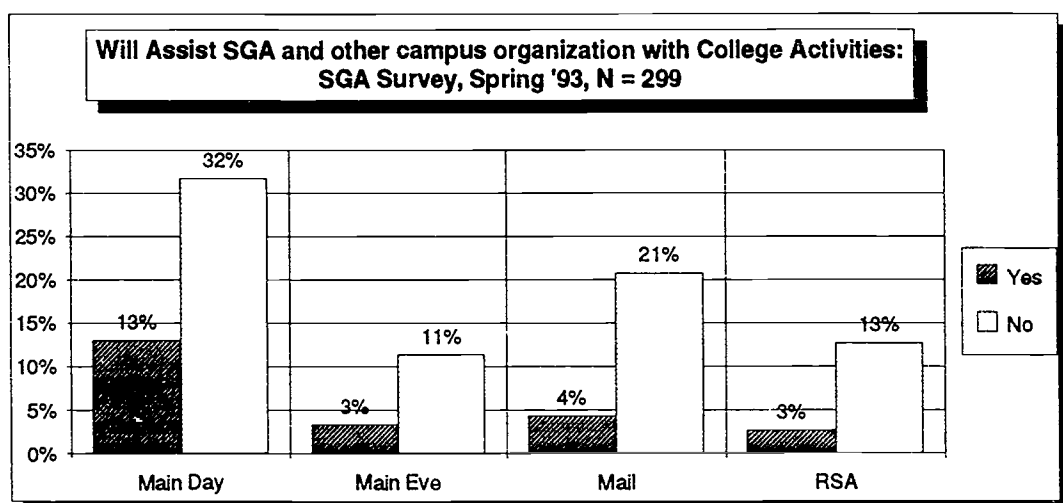
When asked whether they were interested in **assisting** the Student Government Association, the Warhawks, or other college organizations with college sponsored students activities, 229 students responded. Of the 229, 23% said they would be interested in assisting with college sponsored student activities, and 77% said they are not interested. See Charts 66 and 67.

Chart 66 Interested In Assisting SGA, Warhawks, and Other Organizations With College Activities?



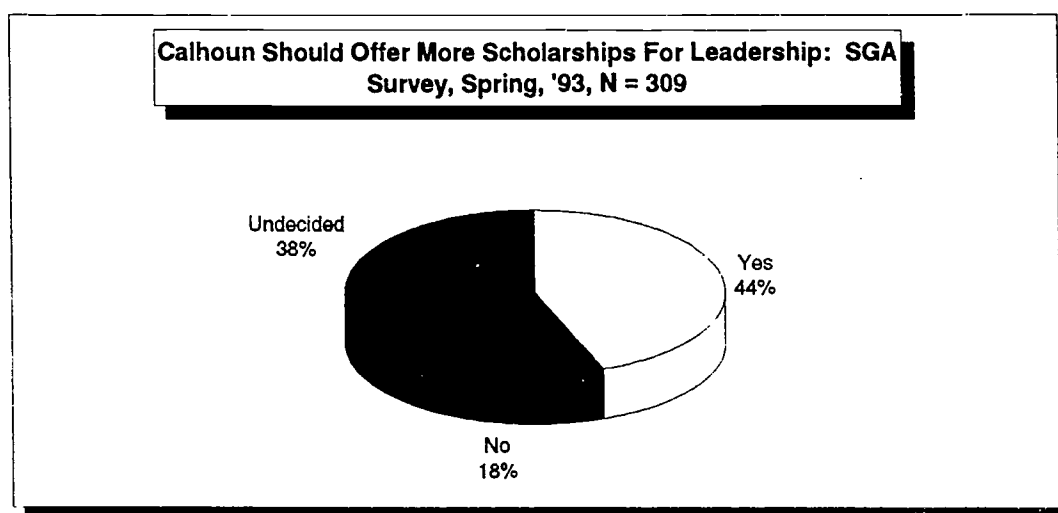
Of those responding, 16% on the main campus - day and evening - indicated they would assist campus organizations with college sponsored activities. At The Mall, 4% said they would assist. At RSA, 3% said they would assist. See Chart 67.

Chart 67 Interested In Assisting SGA, Warhawks, and Other Organizations With College Activities?



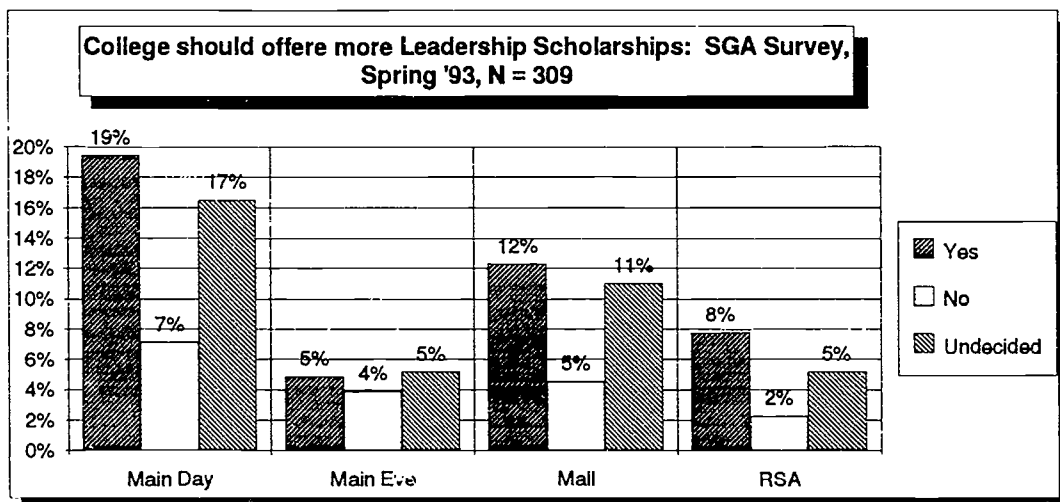
When asked whether they felt Calhoun should offer **more scholarships** for college leadership activities, 309 students responded. Of the 309, 44% said yes the college should offer more scholarships for college leadership activities, 18% said no, and 38% were undecided. See Charts 68 and 69.

Chart 68 Calhoun Should Offer More Scholarships For Leadership



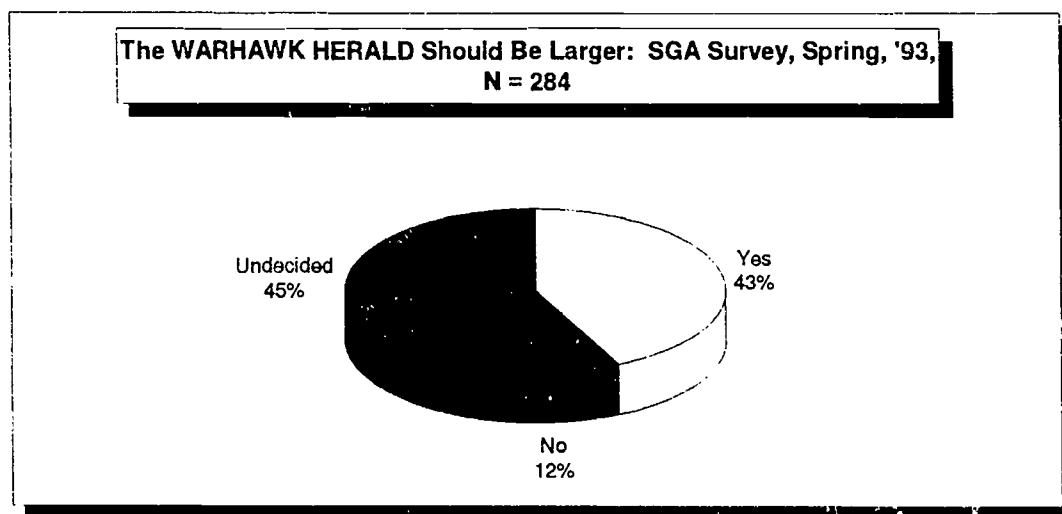
Of all students responding, 19% were day students from the main campus who said yes more **leadership-type scholarships** should be offered by Calhoun. Seven percent on the day students said no. Fourteen percent of those responding to this question were evening students on the main campus, and they said 5% yes, 4% no, and 5% were undecided. Twenty-eight percent of those responding were from The Mall site and said 12% yes, 5% no, and 11% undecided. The remainder of the respondents were from the RSA site and said 8% yes, 2% no, and 5% undecided. See Chart 69.

Chart 69 Calhoun Should Offer More Scholarships For Leadership



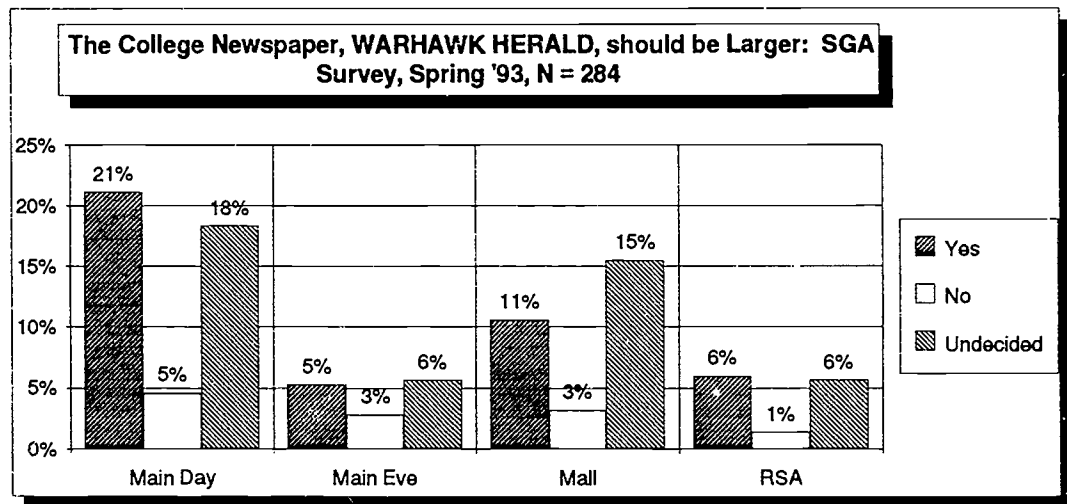
When asked whether they felt the **college newspaper** should be larger by including such items as classified advertisements and an SGA section, 284 students responded. Of the 284, 43% said they felt the college newspaper should be larger, 12% said no, and 45% were undecided. See Charts 70 and 71.

Chart 70 The WARHAWK HERALD Should Be Larger; Classified Ads, SGA Section



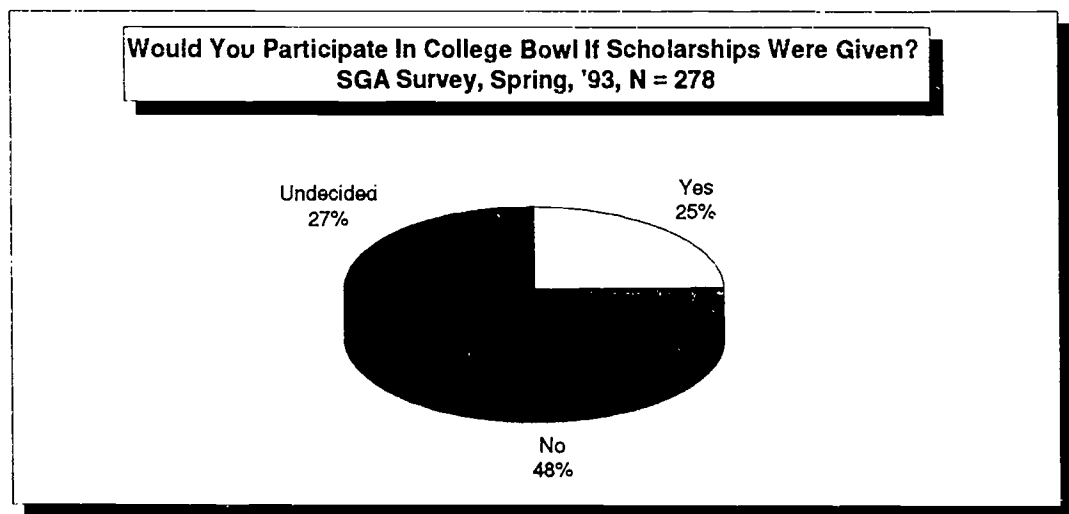
Of those students responding, there was essentially agreement that the college newspaper should be larger and include classified ads, an SGA section and similar components. See Chart 71.

Chart 71 The WARHAWK HERALD Should Be Larger; Classified Ads, SGA Section - by Site



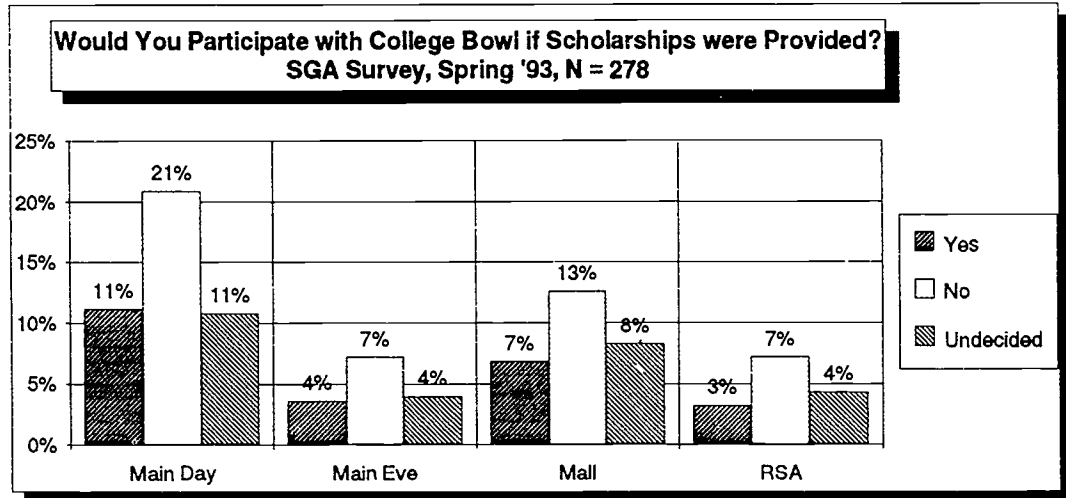
When asked whether they would participate in **College Bowl** activities if scholarships were offered by the college for participation, 278 students responded. Of the 278, 25% said they would participate in College Bowl activities, 48% said they would not participate even though scholarships were offered, and 27% were undecided. See Charts 72 and 73.

Chart 72 Would You Participate In College Bowl If Scholarships Were Involved?



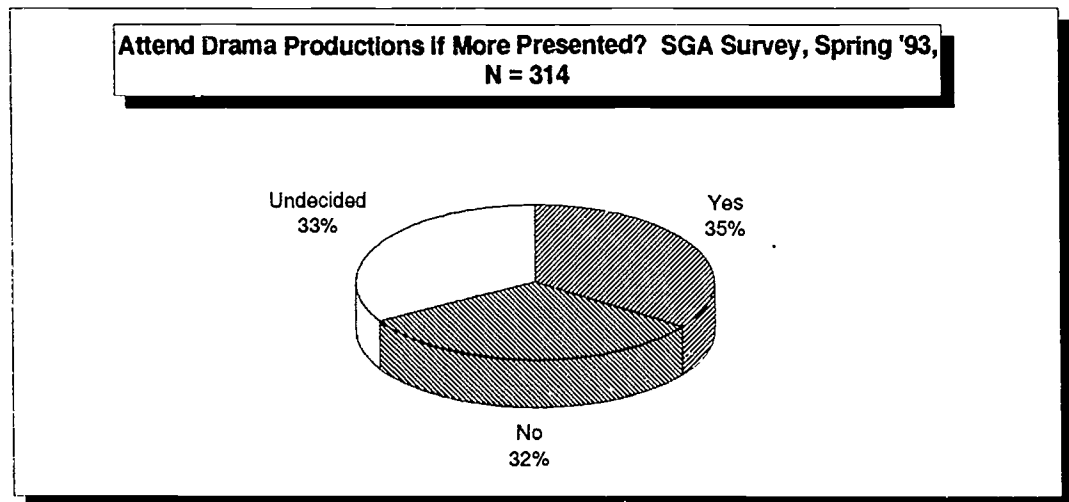
Of those responding, 43% were day students from the main campus with 11% saying they would participate, 21% saying no, and 11% undecided; 15% were evening students on the main campus with 4% saying they would participate, 7% saying no, and 4% undecided; 28% were from The Mall with 7% saying yes, 13% saying no, and 8% undecided; 14% were from RSA with 3% saying yes, 7% saying no, and 4% undecided. See Chart 73.

Chart 73 Would You Participate In College Bowl If Scholarships Were Involved? by Site



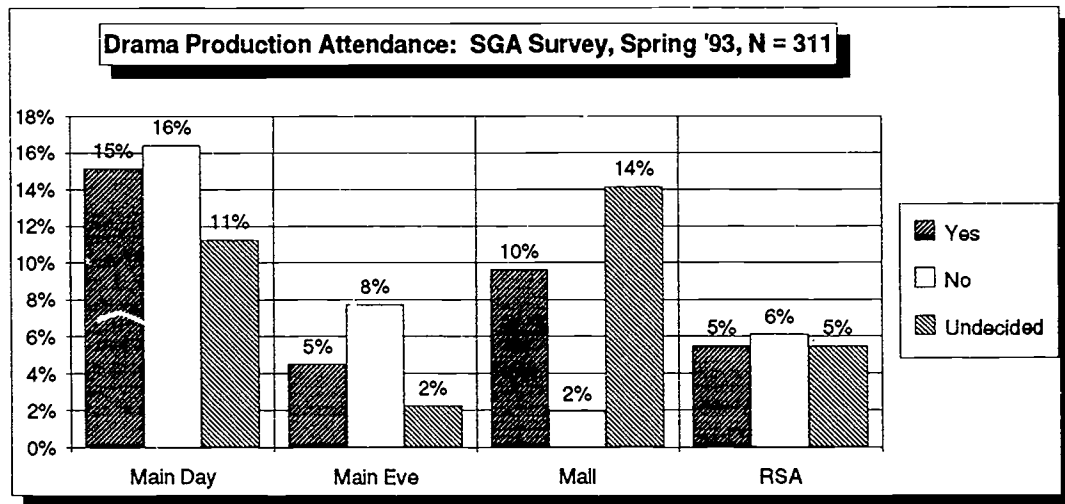
When asked whether they would be more likely to attend **drama** productions if more were presented, 311 students responded. Of the 311, 35% said they would be more likely to attend, 32% said they would not, and 33% were undecided. See Charts 74 and 75.

Chart 74 Would You Attend Drama Productions If More Were Presented?



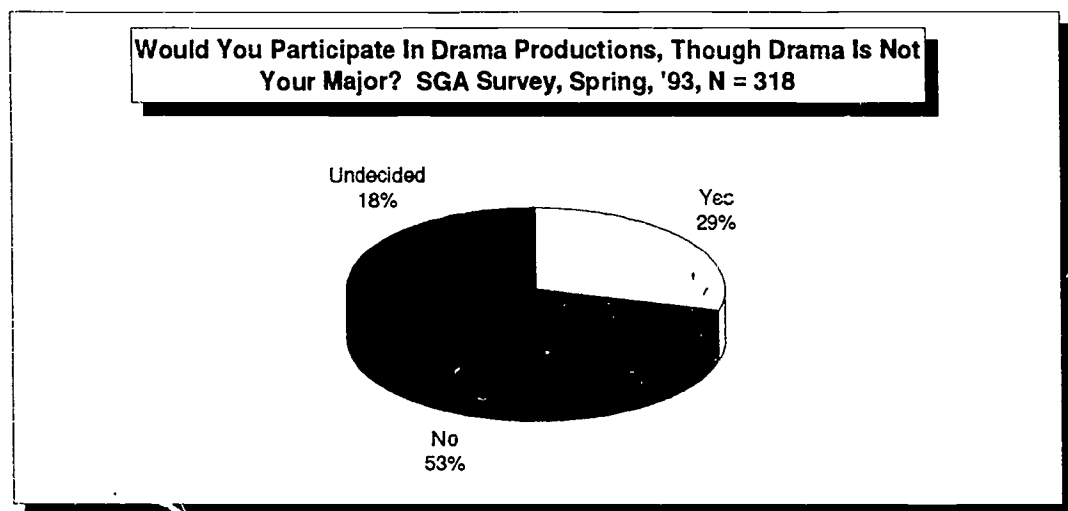
Of those responding, 42% were day students from the main campus with 15% saying yes, 16% saying no, and 11% undecided; 15% were evening students from the main campus with 5% saying yes, 8% saying no, and 2% undecided; 26% were students from The Mall with 10% saying yes, 2% saying no, and 14% undecided; 16% were from RSA with 5% saying yes, 6% saying no, and 5% undecided. See Chart 75.

Chart 75 Would You Be More Likely To Attend Drama Productions If More Were Presented?



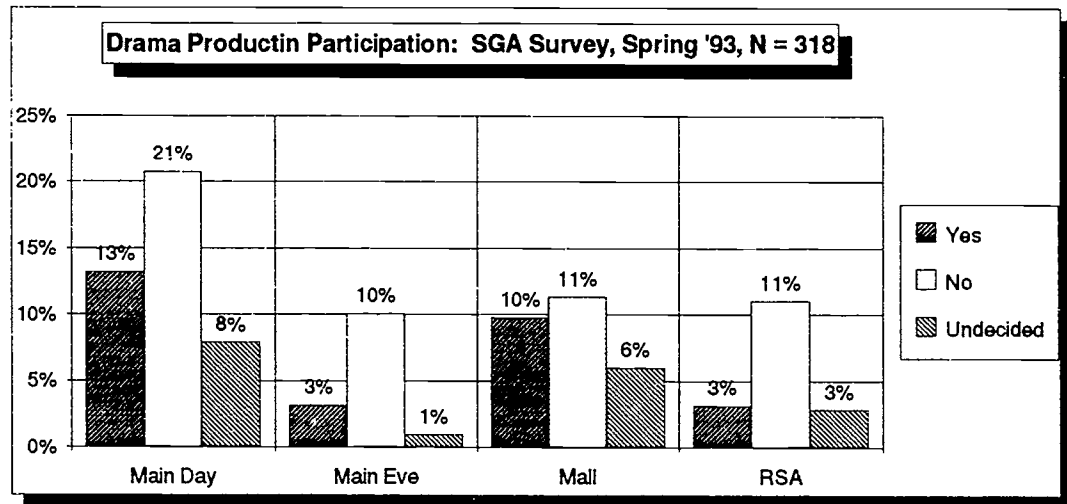
When asked whether they would **participate in drama productions** even though drama is not their major, 318 students responded. Of the 318, 29% said they would participate in drama productions, 53% said they would not, and 18% were undecided. See Charts 76 and 77.

Chart 76 Would You Participate In Drama Productions, Though Drama Is Not Your Major?



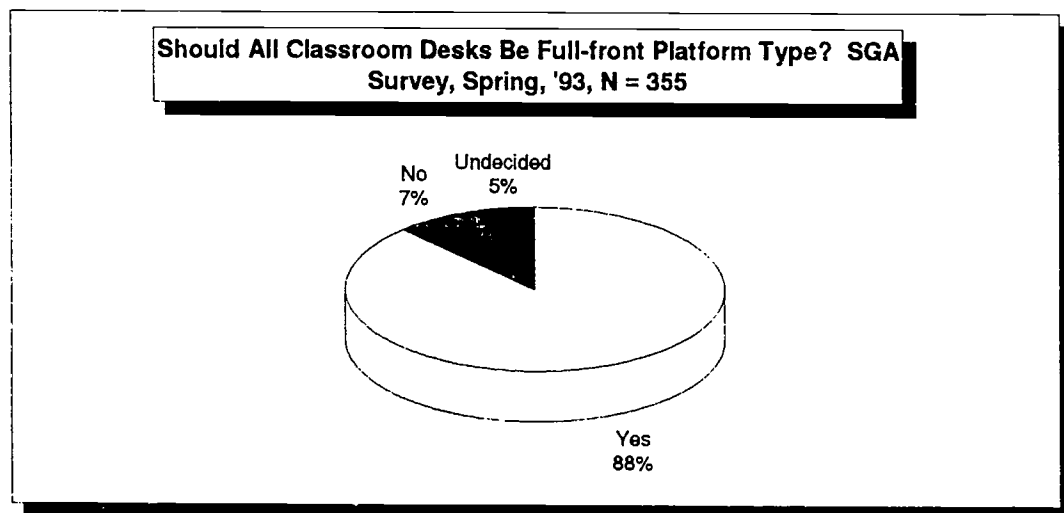
Of those responding, 43% were day students from the main campus with 13% saying yes, 21% saying no, and 8% undecided; 14% were evening students from the main campus with 3% saying yes, 10% saying no, and 1% undecided; 27% were from The Mall site with 10% saying yes, 11% saying no, and 6% undecided; 17% were from RSA with 3% saying yes, 11% saying no, and 3% undecided. See Chart 77.

Chart 77 Would You Participate In Drama Productions, Though Drama Is Not Your Major? by Site



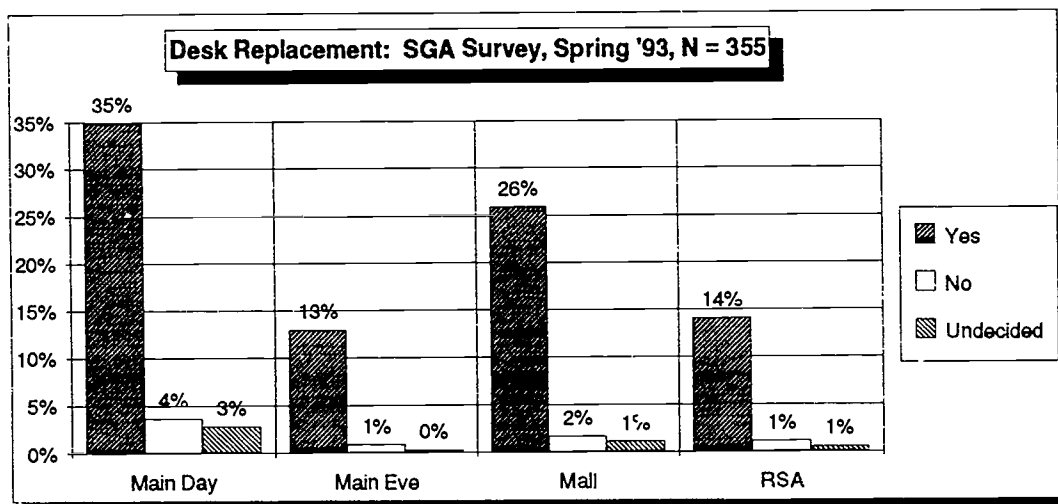
When asked whether, in their opinions, all of the small, right-handed platform-type **desks** at the college should be replaced with desks that were full-front, 355 students responded. Of the 355, 88% said yes the full-front desk is preferred, 7% said no, and 5% were undecided. See Charts 78 and 79.

Chart 78 Should All Small, Right-handed Platform Desks Be Replaced With Full-front Desks?



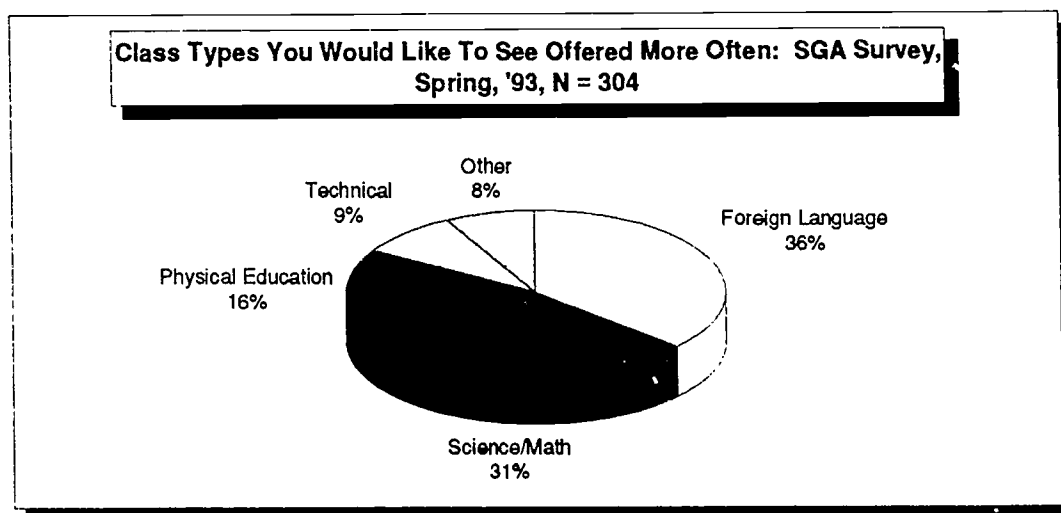
Of those responding, 42% were day students from the main campus with 35% saying yes, 4% saying no, and 3% undecided; 14% were evening students from the main campus with 13% saying yes, 1% saying no; 29% were students from The Mall with 26% saying yes, 2% saying no, and 1% undecided; 16% were from RSA with 14% saying yes, 1% saying no, and 1% undecided. See Chart 79.

Chart 79 Should All Small, Right-handed Platform Desks Be Replaced With Full-front Desks? by Site



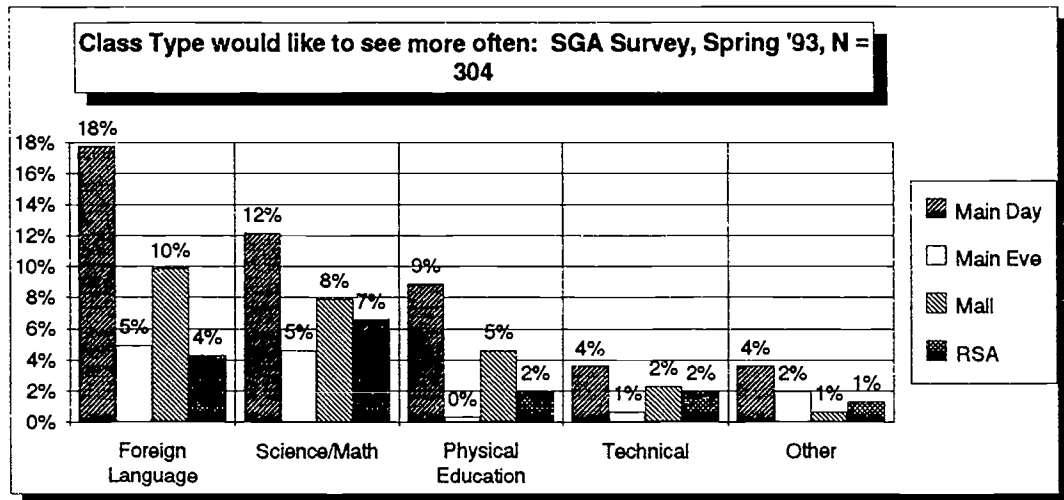
When asked what type of **classes** they **would like to see offered more often** at Calhoun, 304 students responded. Of the 304, 36% would like to see foreign languages offered more often, 31% would like to see science and mathematics offered more often, 16% would like to see physical education offered more often, and 9% would like to see technical courses offered more often. See Charts 80 and 81

Chart 80 Types Of Classes You Would Like To See Offered More Often



Of those responding, 47% were day students from the main campus and 18% said foreign language, 12% said science and math, 9% said PE, 4% said technical and 4% said other; 13% were evening students from the main campus with 5% foreign language, 5% science and math, 0% PE, 1% technical and 2% other; 26% were from The Mall with 10% said foreign language, 8% said science and math, 5% said PE, 2% said technical, and 1% said other; 16% were from RSA with 4% foreign language, 7% science and math, 2% PE, 2% technical and 1% other. See Chart 81.

Chart 81 Would Like To See Offered More Often - by Site



Appendix 1

STUDENT GOVERNMENT SURVEY (Instrument)

1. Sex?
A. Male B. Female
2. Age?
A. (18-20) B. (21-25) C. (26-34) D. (35+up)
3. How many hours are you currently attending at Calhoun?
A. (1-5) B. (6-15) C. (16-20)
4. Where do you attend most of your classes?
A. Main Campus B. Redstone Arsenal C. The Mall
5. What is your GPA?
A. (1.0-1.4) B. (1.5-2.0) C. (2.1-2.5) D. (2.6-3.0)
E. (3.1-3.5) F. (3.6-4.0)
6. How many quarters have you attended at Calhoun?
A. (1-2) B. (3-6) C. (7-8) D. (9+up)
7. In which county do you reside?
A. Madison B. Limestone C. Morgan D. Lawrence
E. Other
8. The majority of my classes are:
A. Day classes B. Night classes C. Week-end
9. I'm attending Calhoun for the purpose of attaining a:
A. AA/AS Degree B. Certificate C. Transfer credits
10. Which type of system would you prefer Calhoun to operate under?
A. Semester B. Quarter
11. How many hours a week do you work?
A. 0 B. 5-10 C. 11-20 D. 21-30 E. 31 - Up
12. Do you have a physical/learning disability?
A. Yes B. No

HOW WOULD YOU RATE THE FOLLOWING AGENCIES/SERVICES?

13. Center Spot:
A. Excellent B. Good C. Average D. Poor E. Undecided
14. Financial Aid Office:
A. Excellent B. Good C. Average D. Poor E. Undecided
15. Library:
A. Excellent B. Good C. Average D. Poor E. Undecided

16. Bookstore:
A. Excellent B. Good C. Average D. Poor E. Undecided
17. Tutoring Center
A. Excellent B. Good C. Average D. Poor E. Undecided
18. Counseling Center:
A. Excellent B. Good C. Average D. Poor E. Undecided
19. Math Lab:
A. Excellent B. Good C. Average D. Poor E. Undecided
20. Science Learning Lab:
A. Excellent B. Good C. Average D. Poor E. Undecided
21. Recreation Room:
A. Excellent B. Good C. Average D. Poor E. Undecided
22. Student Health Services:
A. Excellent B. Good C. Average D. Poor E. Undecided
23. Cafeteria:
A. Excellent B. Good C. Average D. Poor E. Undecided
24. Computer Lab:
A. Excellent B. Good C. Average D. Poor E. Undecided
25. Admissions Office:
A. Excellent B. Good C. Average D. Poor E. Undecided
26. I would attend school sponsored activities, such as concerts (big-name entertainers) or guest speakers (ex-political leaders or comedians)?
A. Agree B. Undecided C. Disagree
27. All reserved parking places at Calhoun should be eliminated.
A. Yes B. No C. Undecided
28. The voting procedures for Student Government and Homecoming Queen should be changed to include night and extension students.
A. Agree B. Undecided C. Disagree
29. The polling places should be open for more than one day.
A. Agree B. Undecided C. Disagree
30. The withdrawal policy at Calhoun is acceptable as it is now.
A. Agree B. Undecided C. Disagree
31. The campus at Calhoun is clean and the buildings are in good condition.
A. Agree B. Undecided C. Disagree
32. I would be interested in living in school sponsored housing/dorms.
A. Agree B. Undecided C. Disagree

33. I would like to see more intramural programs at Calhoun.
A. Agree B. Undecided C. Disagree
34. Fraternities and Sororities should be present and active here at Calhoun.
A. Agree B. Undecided C. Disagree
35. The grades for development classes should be figured into the GPA even though these credits can't be counted toward college credits.
A. Agree B. Undecided C. Disagree
36. The payment policy for tuition and fees should be changed to allow phone in and/or mail in payment.
A. Agree B. Undecided C. Disagree
37. I would like to see Calhoun become a totally smoke-free campus.
A. Agree B. Undecided C. Disagree
38. Would you participate if club hour was moved to a different time and day?
A. Yes B. No
39. If Yes, what time?
A. 8:00 B. 9:00 C. 10:00 D. 11:00 E. 12:00 F. 1:00
40. If Yes, what day?
A. Monday B. Tuesday C. Wednesday D. Thursday
E. Friday
41. Do you read the Warhawk Herald?
A. Yes B. No
42. Are you aware of the auto decal policy?
A. Yes B. No
43. Would you be interested in assisting SGA, Warhawks, and other organizations with school activities?
A. Yes B. No
44. Should Calhoun offer more leadership type scholarships (i.e. Student Government Association, Warhawks, College Bowl Team members, Presidents/Officers of Clubs, and/or Warhawk Herald staff).
A. Yes B. No C. Undecided
45. Should the Warhawk Herald be larger, possibly with a classified section, Student Government section, etc.?
A. Yes B. No C. Undecided
46. Would you participate with the College Bowl Team if there were scholarships involved?
A. Yes B. No C. Undecided
47. Would you be more likely to attend drama department productions if there were more productions presented?
A. Yes B. No C. Undecided

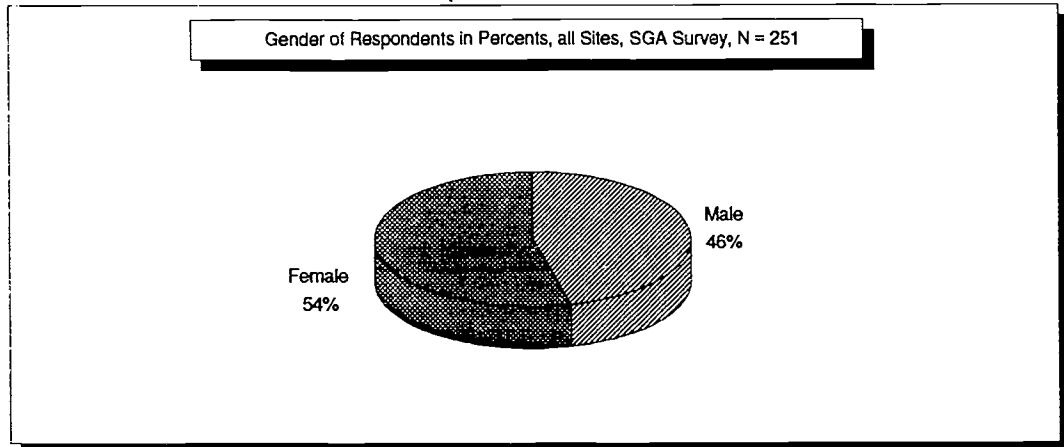
48. Would you want to participate in drama department productions even though you are not majoring in drama?
A. Yes B. No C. Undecided
49. Should all small desks (right hand platform) be replaced with full front desks?
A. Yes B. No C. Undecided
50. Which type(s) of classes would you like to see offered more often at Calhoun?
A. Foreign Language B. Science/Mathematics
C. Physical Education D. Tech E. Other (write request in blank below)

Appendix 2

RESULTS - Demographics - Characteristics of Respondents

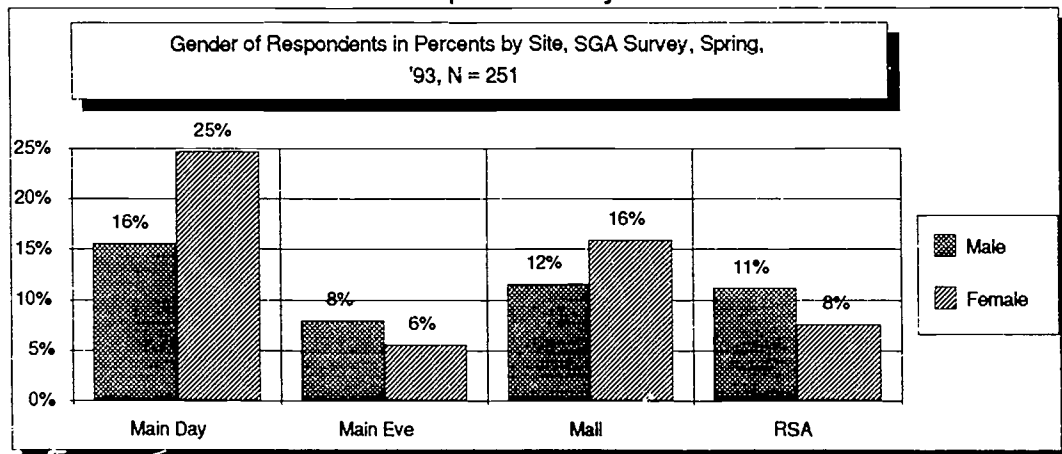
Of the 410 students from all sites who returned survey instruments, 251 marked the **gender** question. Of the 251 who responded to this question, 54% were female and 46% were male. See Charts 82 and 83.

Chart 82 Gender of Respondents as a Percent



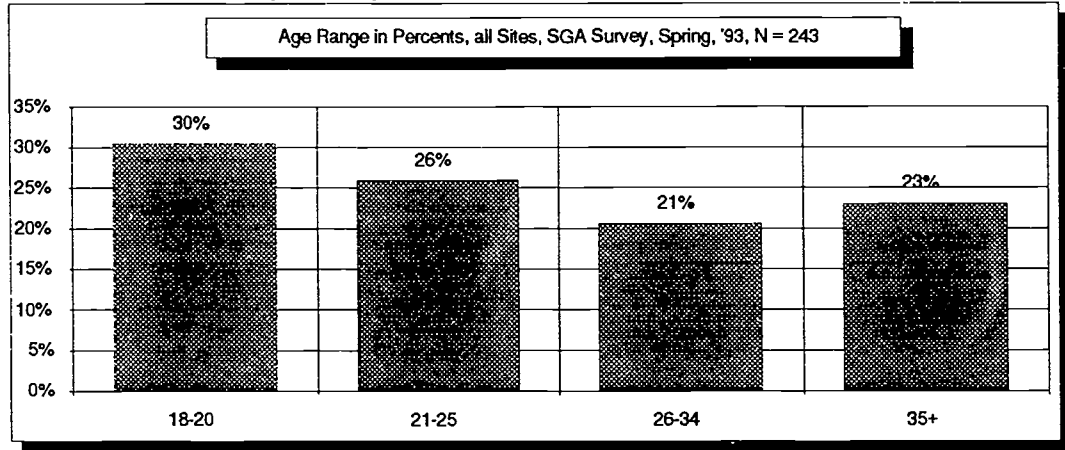
Of the 251 who responded to this question, 41% were day students on the main campus, 14% were evening students from the main campus, 28% were students from The Mall site, and 19% were students from the Redstone Arsenal site. A greater percentage of females responded to the survey from the day program on the main campus and at The Mall site. A greater percentage of males responded to the survey from the evening program on the main campus and at the Redstone Arsenal site.

Chart 83 Gender of Respondents by Site



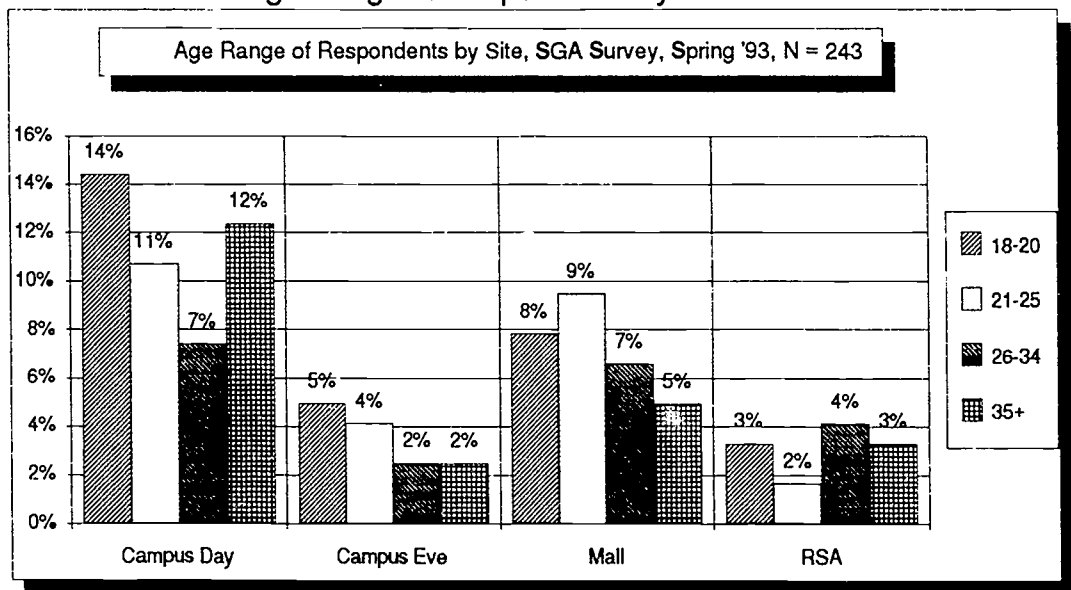
The **age range** question had 243 students respond. This included 30% in the 18 to 20 age range, 26% in the 21 to 25 age range, 21% in the 26 to 34 age range, and 23% in the 35 and up range. See Chart 84 and 85.

Chart 84 Age Range of Respondents at all Sites



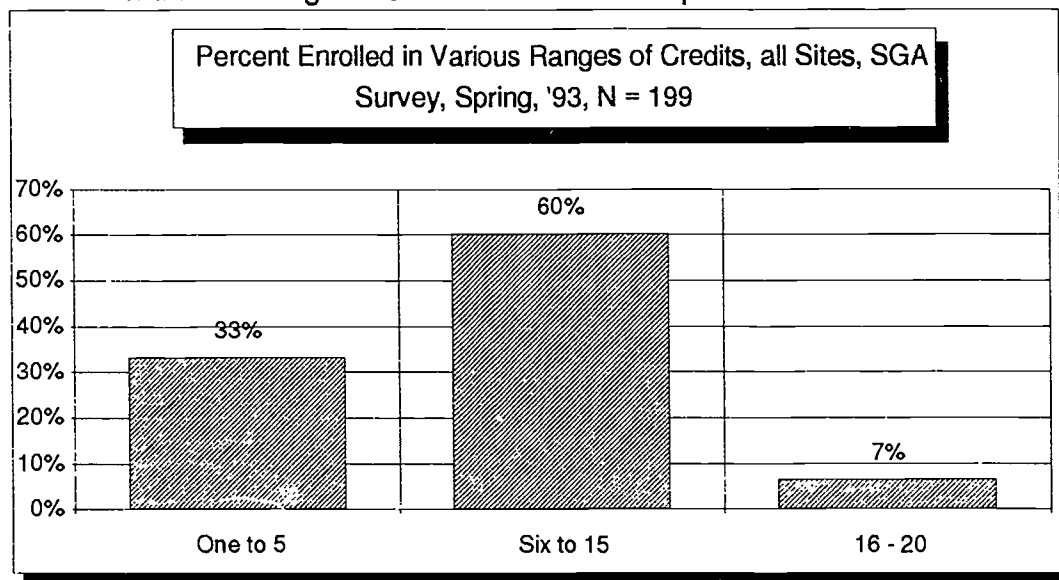
The Chart indicating **age range** by site shows that 44% of the respondents were day students from the main campus and that the 18-20 age range had the largest number of respondents at 14%. The 35+ age range had the second largest number of respondents at 12%. The largest group of respondents in the evening program on the main campus was also the 18-20 age group with 5%. The largest age range group in The Mall program was the 21-25 age group. At RSA the largest age group was the 26-34 group with 4% of the total respondents. See Chart 85.

Chart 85 Age Range of Respondents by Site



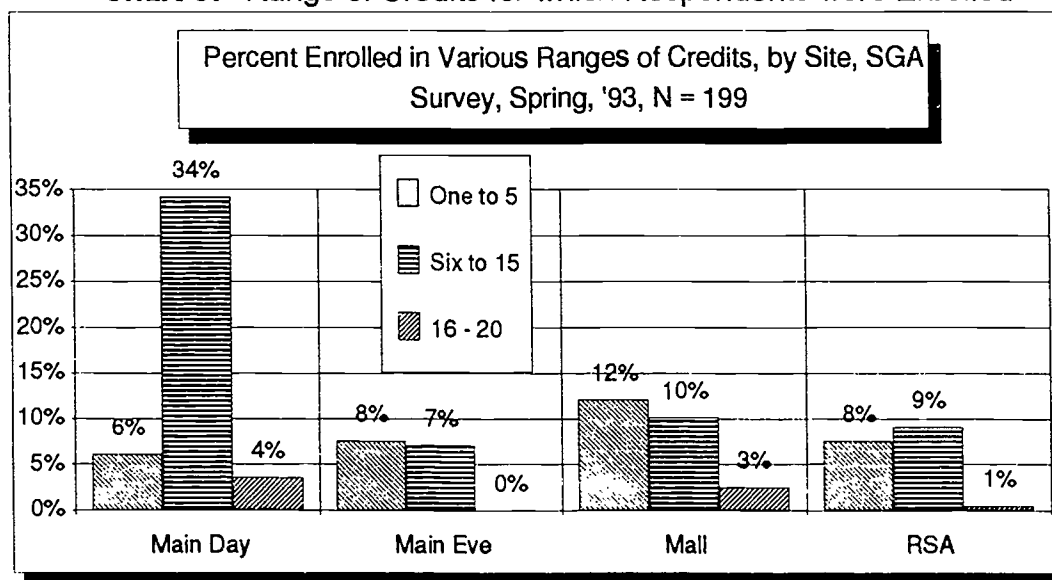
Students who responded to the survey were enrolled in the following **range of credits**: 33% were enrolled in from to 5 credits; 60% were enrolled from 6 to 15 credits; and 7% were enrolled in from 16 to 20 credits. See Chart 86 and 87

Chart 86 Range of Credits for which Respondents were Enrolled



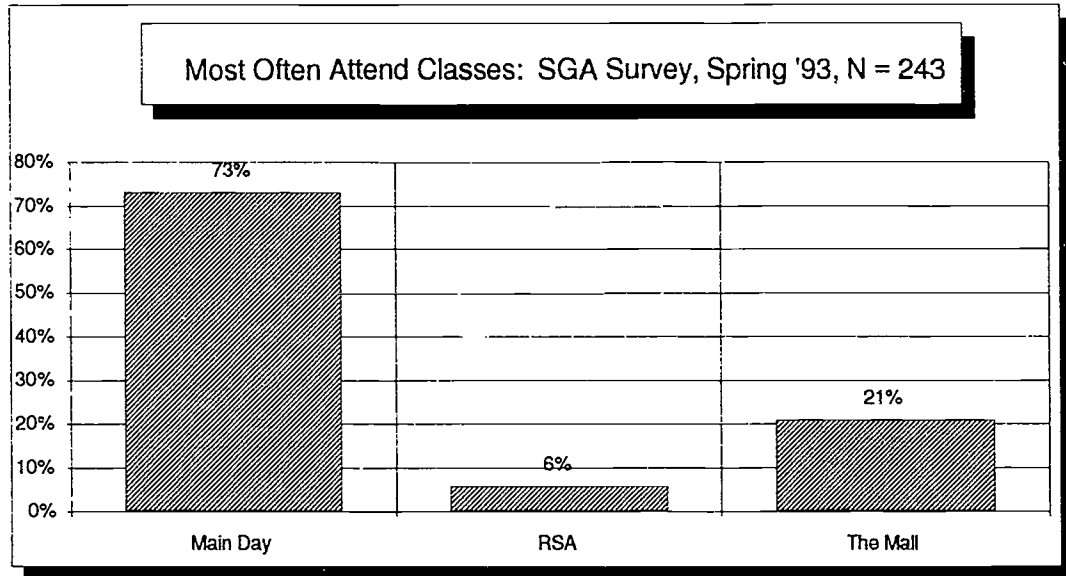
The students responding to the survey were enrolled in a variety of **ranges of credits**. From the various sites, the largest groups were enrolled in from 6 to 15 credits in the day on the main campus, 8% were enrolled in from 1 to 5 credits in the evening on the main campus, 12% were enrolled in from 1 to 5 credits at The Mall, and 9% were enrolled in from 6 to 15 credits at RSA. See Chart 87.

Chart 87 Range of Credits for which Respondents were Enrolled



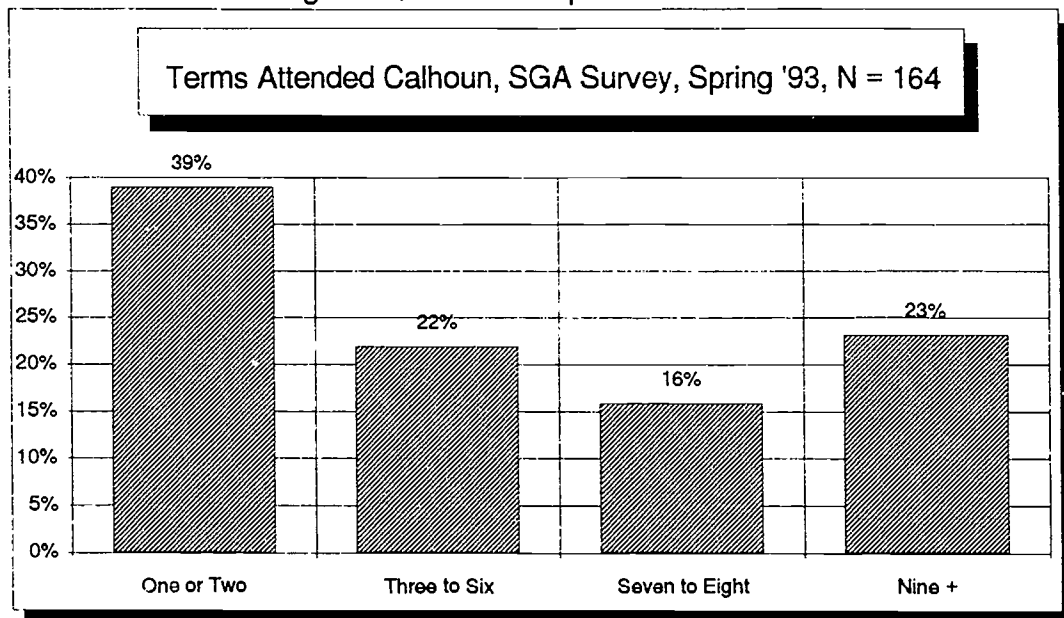
Respondents indicated that they **attend classes most often** (73%) on the main campus and during the day. Six percent most often attend classes at RSA, and 21% attend most often at The Mall site. See Chart 88

Chart 88 Most Often Enroll for Classes



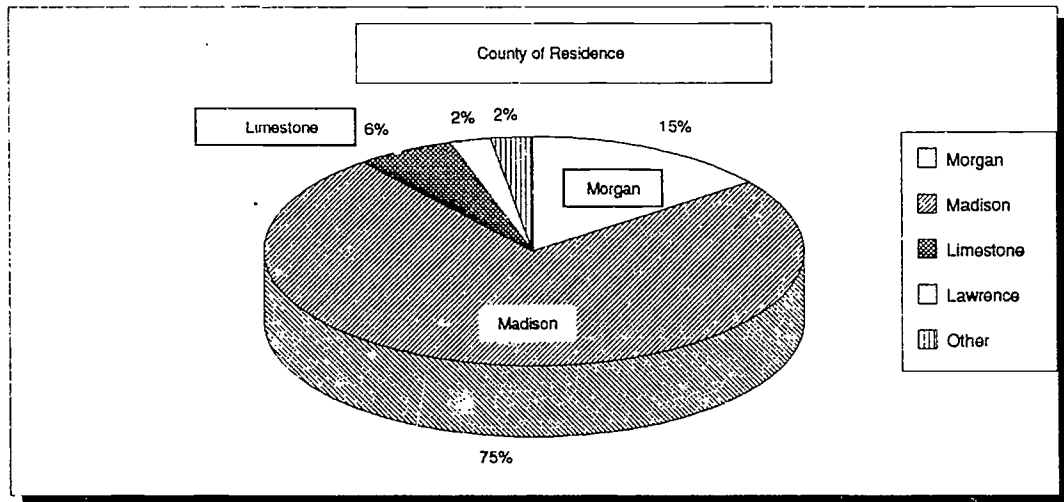
When asked to indicate the **range of quarters** students have attended Calhoun, 39% students said they had been taking one or two terms at Calhoun, 22% said 3 to 6 terms, 16% said 7 to 8 terms, and 23% indicated 9 or more terms. See Chart 89

Chart 89 Range of Quarters Respondents have Attended Calhoun



Respondents indicated their **county of residence** in response to question seven. Chart 9 shows 36 respondents live in Morgan, 180 live in Madison, 14 live in Limestone, 6 live in Lawrence, and 6 live in other counties than those available on the survey instrument. Of those students responding to the survey, clearly the majority live in Madison County, as seen in Chart 90.

Chart 90 County of Residence of Respondents



When asked whether the majority of their **classes are day, night, or weekend**, 195 students indicated the following: 60% said they attend classes mostly during the day, 32% said they attend classes mostly during the evening, and 8% said they attend classes mostly during the weekend. See Chart 91 and 92.

Chart 91 When Respondents Attend Classes Mostly

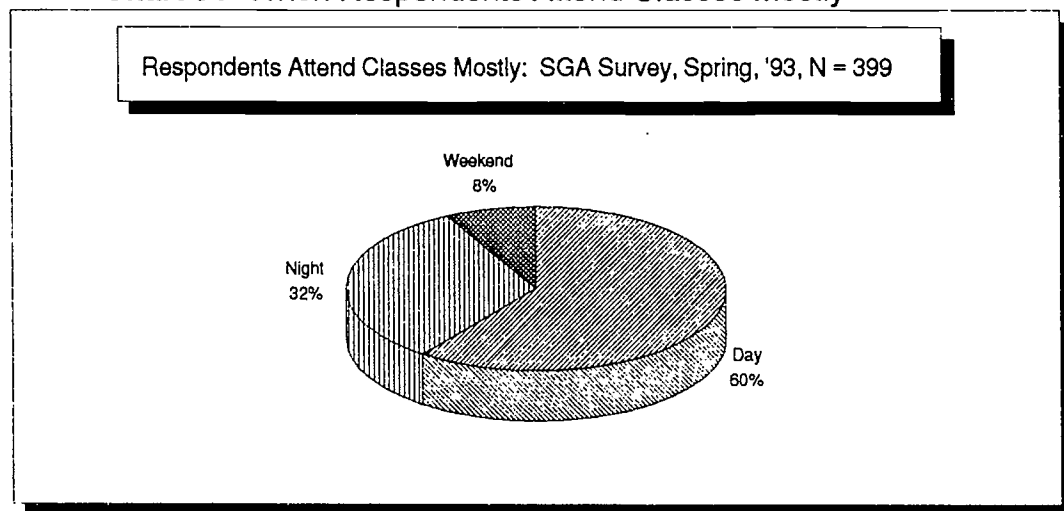
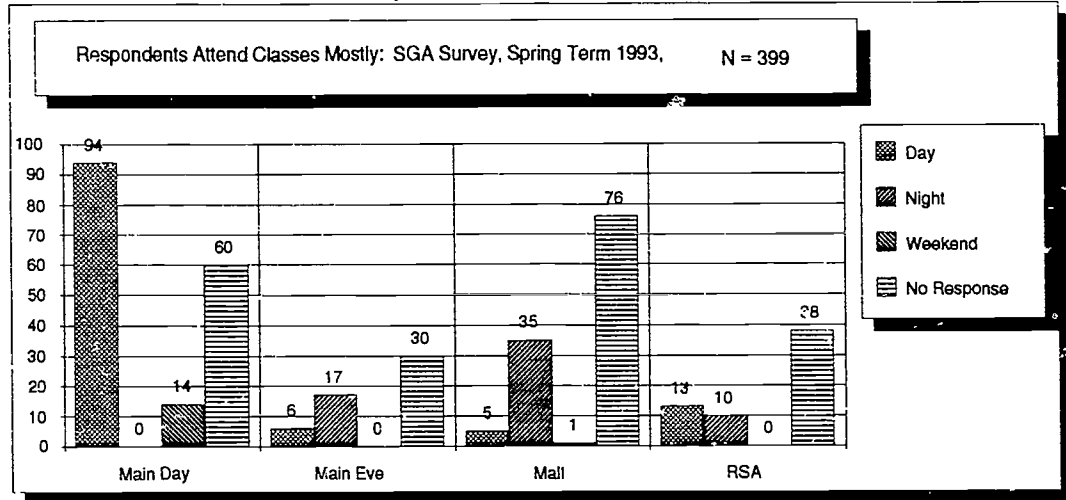


Chart 12 shows the distribution of responses by instructional site. In addition, Chart 12 indicates those students participating in the survey who did not respond to this question. See Chart 92.

Chart 92 When Respondents Attend Classes Mostly - by Site



Appendix 3

SGA SURVEY – STUDENT COMMENTS

This section is organized in the following manner: In the first column, 'D' refers to day students on the main campus, 'E' refers to evening students on the main campus, 'M' refers to The Mall site, and 'R' refers to Redstone Arsenal site. In column two, 'No.' corresponds generally to the question number from the survey. In column three, 'Student Comments' is the section listing the remarks written by those students responding to the survey. The number following a comment refers to the number of students comment similarly.

Site	No	Student Comments
D	13	The Center Spot would do more business if the staff looked cleaner and neater.
D	13	Open the Center Spot and game room for night classes.
D	13	Center Spot needs to be redecorated.
D	14	I would like to see the Student Loan Programs back at Calhoun.
D	14	The college should participate in the student loan program. Pool all available scholarships.
D	14	All extra financial aid programs should be posted on bill boards, advertised more widely for students to see.
D	14	An order of merit list needs to be posted for student awaiting for extra student (finance) program. If not soon; I will personally write a letter to the school board or Federal Government Funding. You have 30 days.
D	15	The library should be more extensive with magazines of a controversial nature.
D	16	The Bookstore needs more Calhoun Warhawk related items for sale.
D	16	The bookstore should never run out of study guides.
D	18	I don't have a counselor. I need one badly. The hours of counselors (or the one I've tried to see) are afternoon. I have to leave after classes or by 12:30. I do have time from 11 to 12:30 but the counselors are not in until 12:00. At 12:30 on Tuesday, Thursday, and Friday, I have class that runs to 1:50.
D	20	More people should be on the staff in the Science Learning Center. One lady cannot tutor 15 people at a time! She is usually not there either!
D	21	When I attended Calhoun 10 years ago, the area now called the "Recreation Room" was much larger. You could study there, friends could meet there. The wall that has been built there has really made it seem too cramped for meals or games.
D	23	The cafeteria staff should wear hair nets and plastic gloves.
D	24	Computer labs need to be open more.

- D 26 There is not enough communication or explanation about what's going on or what functions are one campus. For example: I saw signs about Spring Feast about one week before Spring Feast, and I didn't have any idea what Spring Feast was. When I saw it Friday, I thought it was great, but not too many students came. Could there be more information put out, maybe memos sent in mail or flyers, SGA representatives getting up before their classes and explaining?
- D 27 Students should be allowed to tape their parking decals to the inside of their back windows; the decals ruin car paint jobs.
- D 27 Reserved parking spaces should be reduced to loading and handicapped zones. Teachers are no better than students, and we pay them to come here. They don't pay us.
- D 27 Expand the parking area in the vocational part of campus.
- D 27 Fewer teacher parking places.
- D 27 Better parking facilities. (2)
- D 27 More evenly distributed parking throughout the campus.
- D 28 SGA voting places for night extension students.
- D 31 There should be more benches and tables in front of or near buildings for students. More covered areas for smokers.
- D 31 Buildings need to be repainted and redecorated.
- D 31 The campus buildings are an eyesore!!!
- D 31 Clean up this place. (5)
- D 31 Make sure all automatic doors work at all times for the handicapped.
- D 32 One thing the institution could do is build dorms, that would increase student participation in everything.
- D 32 If Calhoun wants to remain a transit campus then it should not change things, but for a well rounded (socially and intellectually) 2 year college, career dorms should be built.
- D 37 If students have to use smoking areas outside the buildings, the teachers should also. Provide smoking lounges for students, too!
- D 37 We should have a designated smoking area! Faculty should not be allowed to smoke in any buildings either!
- D 37 I think a smoking court should be made (central) with sand buckets for cigarette butts. If a smoking court were made with the sand buckets, the campus would be cleaner and the non smokers could stay away. Smokers have rights too!
- D 37 I think that we should be able to smoke outside. We can't smoke in the buildings but the teachers can--not fair. If the non-smokers don't want to be around it then give us an area to smoke where they don't have to come. We have a right to smoke just like they have a right not to smoke.
- D 37 Smoke free campus. Non smokers have to walk through smoking areas to enter buildings. Example, outside near the entrances.
- D 38 Clubs need to be active at night.
- D 38 Student participation in campus activities does need to increase. I do not believe the institution is to blame. Students are to blame.

- D 38 I didn't even know what club hour was. I think you could improve on getting information such as club hour, drama, etc. out to the students.
- D 41 The Warhawk Herald should be distributed in all buildings. There should be more advertisement for functions.
- D 46 I didn't realize there was a College Bowl team. I would have liked to participate in it if my schedule, college, family responsibilities permitted.
- D 49 The desks need to be bigger. I need elbow room. I need room to place my books and my notebook on the desk. I may get lucky and find 2 or 3 big desks in one room. But these are usually taken. There needs to be a room full of them. (13)
- D 50 Since most students plan to transfer to other colleges and universities, there should be more foreign languages made available. Since we are in a world economic area, this would greatly enhance student employment with different sectors of business.
- D 50 Need more English classes during summer.
- D 50 The nursing school should be made longer by hiring more faculty so more students can be accepted into the school each fall. (8)
- D 50 I would like to see more computer classes offered at a variety of times. It should be easier to get into your major instead of having to take classes that don't matter that much, and having to make certain grades. I think if you pass these classes, that should be good enough.
- D 50 Include Food and Beverage packaging and preservation.
- D 50 I feel that there should be a larger variety of all classes offered, including medical terminology.
- D 50 All of the classes should be offered more.
- D 50 I would like to take a sign language course to communicate with the deaf.
- D Gen The procedure for accepting credits from other schools or military service is not very good. I would like to see a student review board with power to judge the issue.
- D Gen Need class syllabus at the beginning of each course, and go by it.
- D Gen Need to see more of our SGA at the Tech side of the college.
- D Gen More instructors should model themselves after Mr. Tyler in Math. His teaching technique is challenging and rewarding. His tapes are a great learning tool.
- D Gen Do not make speech a requirement for vocational degree programs. Use an alternative class if necessary.
- D Gen Make instructors and teachers show up on time. Classes should begin and end on scheduled times.
- D Gen Do something to make teachers show up on time. Teachers should submit a plan at the beginning of the quarter.
- D Gen Do something to make teachers be in class on time.
- D Gen Teachers should submit a class plan at the beginning of the quarter and follow it.
- D Gen I would like to see more material covered in technical classes. It's expensive to travel over 30 miles to class.

- D Gen The employees of this school care nothing for the students until their boss is watching or listening and then they just act like they care.
- D Gen Calhoun is doing very well, excluding maybe 2 teachers (1 of which has retired) I have had outstanding professors. New and old teachers!
- D Gen I do not like the drop/add policy--(particularly) there is not enough time allowed to drop a class. I think 100% of your money should be refunded within a reasonable amount of time.
- D Gen Personally I don't think speech class should be mandatory for all majors.
- D Gen Need more days to register for classes and longer time to pay tuition.
- D Gen Something should be done to make Calhoun classes transfer the same to UAH. They count 5 hrs. at Calhoun and 3.3 at UAH and you have to take extra courses after going there.
- E 12 Open up the student center at night (Center Spot). (2)
- E 19 It would be nice if the labs could be open longer and more evenings. (3)
- E 23 Open cafeteria at night. (2)
- E 26 Evening students should be encouraged more involvement in school activities. For example, I belong to Phi Theta Kappa, and I would like to join the Doers Club, but I am unable to attend any functions during the day.
- E 27 Eliminate designated parking!
- E 28 We should be allowed to vote on every function that goes on with Calhoun--just like the day students.
- E 28 Allow voting at night.
- E 38 Why not consider an evening club hour and maybe even an evening SGA since the evening students have little opportunity to participate during the day.
- E 50 I would like to see another nursing program offered, either at night or an additional day class. (8)
- E 50 I feel that there should be a volleyball team here at Calhoun like basketball, softball, and tennis. I am sure that you wouldn't have any problems getting people to play. There should also be scholarships offered for this sport. (There is no other sports going on during volleyball season.)
- E 50 Gen more evening technical teachers to carry the load of classes more regularly.
- E Gen Let night students know about available facilities and activities; weight room, intramurals, etc.
- E Gen Do not make it so stringent on night class students on required time in class. Most of us work 40+ hours per week and have families of our own. Instructors and teachers along with administration tend to forget that a large portion of our tuition pays the salaries and bills of the school.
- E Gen More activities (i.e. cafeteria, break room, drama) should be open to night students.
- E Gen Keep updated equipment (CAD systems)
- E Gen Add phone registration. (3)

- E Gen Upgraded drafting equipment. (3)
- M 10 Please keep quarter system.
- M 14 Every time I have gone to the financial aid office, I have been rudely waited upon.
- M 15 I would also like to see a library available for the extension students.
- M 15 On No. 15, we have no library.
- M 15 It would be nice to have a small library at the mall extension, or a place to where students can study between classes.
- M 18 I have been very displeased with most of my instructors and feel I had poor guidance throughout the last two years. I feel the Math department is lacking in good instructors.
- M 26 I would attend student functions if they were made known. Back in MI I worked with a lot of functions and the students. Being a V.P. in student seriate you have to learn to publicize everywhere, don't confine it. Make the student aware! Inform everyone!
- M 26 Just because I go to school at the Mall, that shouldn't mean I can't participate at school functions provided at The Mall instead of on campus.
- M 26 Attending Calhoun at night at the mall campus makes it very difficult to participate in any activities at the campus.
- M 27 What about parking at the new Calhoun campus?
- M 27 When we move to Central Bank, where will we PARK?
- M 31 The items marked undecided are of no particular interest to me. My primary interest is facilities and the use of classrooms. I definitely feel more "adult-oriented" furniture is required that lets you have some room for your materials.
- M 31 This is a hellhole!
- M 31 The temperature in the classrooms is way too warm.
- M 32 Dorms would be a great idea.
- M 37 I'd love to see Calhoun become smoke-free!
- M 37 It is my right to smoke!
- M 37 Non smoking in mall should be enforced, at all times, not just during registration.
- M 37 Mandatory non-smoking.
- M 41 I have been going here for 2 years and have never even seen a Warhawk Herald.
- M 49 Better desks and better sitting and studying areas.
- M 49 The desks at The Mall extension are too small for adults.
- M 50 Offer more foreign languages at The Mall - French and Spanish
Offer physical ed. - Tennis and weight lifting
- M 50 Offer Photography/Arts
- M 50 Offer more computer instruction classes, psychology and sociology classes. The only psychology class offered most of the time is general psychology.
- M 50 Offer more math.

- M Gen I believe that the Business Office personnel should be trained a little more appropriately. For the last two quarters, the Business Office has messed up my grants. I receive two grants; Rehabilitation and Pell.
- M Gen In the catalog there are at least 6 classes that I have never seen or heard of being offered at campus or either extension. They should either be offered every other quarter or dropped from the catalog.
- M Gen Security at the mall is a joke. If I were mugged or attacked no one would know. I shouldn't have to ask for an escort there should be someone sort of guard outside at all times like there was in '88 - '90.
- M Gen Will there be a dormitory on the main campus for non-athletic students?
- M Gen I could not rate agencies/services on the campus, because they are not offered here in Huntsville. The Huntsville campus needs to be expanded to offer more things.
- M Gen Better facility at Huntsville. A/C and Heat. Larger classrooms. Snack bar within 150 ft. of all or most classes. Library at Huntsville site.
- M Gen I would like to see a snack bar/recreation area at the Mall extension. Also, I have never been to any of the on campus facilities so I feel like I can't rate them. I would like to see the curriculum extended. And I would most definitely like to see Calhoun move in to the Bank building in downtown Huntsville.
- R 17 We need labs (tutoring) offered on RSA and the Mall. (4)
- R 31 I would very much like to see the facilities improve at RSA to include library and eating and studying areas.
- R 49 Need more comfortable chairs (larger) for classrooms at Redstone.
- R Gen Need a better system for registration such as, drop and add over the phone and registration through the mail. Also, counselors should be more available during time of registration.
- R Gen I have enjoyed Calhoun and hope one day it can become a four- year college.
- R Gen I would like to see Calhoun change to a four-year degree college offering more business degrees. If a student lives in Huntsville and wishes to receive a Marketing B.S., the only college I can go to is UAH. I know more students who feel this way. I have really enjoyed taking my classes at Calhoun, and I have had excellent instructors and wish I could continue my education more here.