

DOCUMENT RESUME

ED 340 416

JC 920 019

TITLE Community College of Rhode Island Report on Career Placement and External Transfer of 1990 Graduates.
INSTITUTION Community Coll. of Rhode Island, Warwick.
PUB DATE 91
NOTE 57p.
PUB TYPE Reports - Research/Technical (143) -- Statistical Data (110) -- Tests/Evaluation Instruments (160)

EDRS PRICE MF01/PC03 Plus Postage.
DESCRIPTORS College Transfer Students; Community Colleges; Education Work Relationship; *Employment; Graduate Surveys; Higher Education; *Outcomes of Education; Questionnaires; Salaries; State Surveys; *Student Characteristics; Student Educational Objectives; Two Year Colleges
IDENTIFIERS *Community College of Rhode Island

ABSTRACT

In 1991, a survey was conducted of the 1,301 students who graduated from the Community College of Rhode Island (CCRI) in 1990 to identify the educational goals and career directions of CCRI graduates; to gather information about the employment status and salary ranges of graduates who elected full-time employment; and to identify colleges and universities chosen by those who went on to continue their education on a full-time basis. Study findings based on responses from 993 graduates included the following: (1) 55% of the graduates were employed full time, including 116 graduates who were also attending school part time; (2) 10.2% were employed part time; (3) 1.9% were unavailable for employment, and 2.9% were unemployed and seeking employment; and (4) 30% were attending school full time, including 137 graduates who were concurrently employed part time. The study report presents placement and transfer data on graduates of each of CCRI's 25 programs, including for each program the number of 1990 graduates; the number of survey respondents; a profile of responding graduates working in their fields of concentration, including the average salary, the salary range, positions and employers; and a profile of responding graduates continuing their education full time, by major and institution. Appendixes provide a list of CCRI programs and concentrations, the survey instrument, and a comparison of 1988, 1989, and 1990 graduates. (JMC)

* Reproductions supplied by EDRS are the best that can be made *
* from the original document. *

ED340416

CCRI

Report on Career Placement and External Transfer of 1990 Graduates

U.S. DEPARTMENT OF EDUCATION
Office of Educational Research and Improvement
EDUCATIONAL RESOURCES INFORMATION
CENTER (ERIC)

☒ This document has been reproduced as
received from the person or organization
originating it
☐ Minor changes have been made to improve
reproduction quality

• Points of view or opinions stated in this docu-
ment do not necessarily represent official
OERI position or policy

"PERMISSION TO REPRODUCE THIS
MATERIAL HAS BEEN GRANTED BY

W. LeBlanc

TO THE EDUCATIONAL RESOURCES
INFORMATION CENTER (ERIC)."

BEST COPY AVAILABLE

JL920019



Community College of Rhode Island

**REPORT ON CAREER PLACEMENT
AND EXTERNAL TRANSFER
OF 1990 GRADUATES**

A Message from the President

The Report on Career Placement and External Transfer of 1990 Graduates is used to identify the educational goals and career directions of Community College of Rhode Island graduates. It provides information about the employment status and salary ranges of those graduates who elected full-time employment as well as a listing of colleges and universities chosen by those who went on to continue their education on a full-time basis.

The information provided in this report helps us in advising current students as well as in our recruitment of prospective students. This report is also a valuable resource for guidance counselors in secondary schools throughout the state, for businesses and industries that are potential employers of our graduates, and most importantly for students and parents to use as an educational and career decision-making aid. The Community College is proud of its placement and transfer record. I'm sure that you will find the information contained in this report impressive as well as useful.

Sincerely,

A handwritten signature in cursive script, reading "Edward J. Liston".

Edward J. Liston

Table of Contents

Survey Statistics for the Class of 1990	3
Business Administration	5
Cardio-Respiratory Care	9
Chemical Technology	11
Computer Science	13
Dental Assistant	15
Dental Hygiene	17
Electronics	19
Engineering	21
Engineering Technology	23
Fine Arts	25
Fire Science	27
Human Services	29
Instrumentation Technology	33
Liberal Arts	35
Machine Design	39
Machine Processes	41
Medical Laboratory Technology	43
Nursing (Associate Degree)	45
Nursing (Licensed Practical)	47
Office Administration	49
Phlebotomy	51
Radiography	53
Retail Management	55
Science	57
Technical Studies	59
APPENDIX A Programs and Concentrations	A-1
APPENDIX B Sample Survey	B-1
APPENDIX C Comparison of 1988, 1989 & 1990 Graduates	C-1
APPENDIX D Graphs	
Business & Commerce	D-1
Computer Studies	D-2
Engineering & Technologies	D-3
Health & Paramedical	D-4
Public Service Technologies	D-5
General Programs	D-6
Combined Programs	D-7

In order to obtain information contained in this report, a survey was conducted by the Office of Career Services on a continuous basis from January, 1991 through May, 1991. A questionnaire was mailed to all 1990 graduates. The initial response rate was 35 percent. A follow-up telephone survey produced an additional yield of 41 percent, for a total of 76 percent responding. A sample of the questionnaire used is contained in Appendix B of this report. A summation of the survey results shows that 55 percent of the graduates are employed full-time and 30 percent are continuing their education full-time, 1.9 percent are unavailable for employment and 2.9 percent of the graduates continue to seek employment. Average salaries, based on a 40 hour week, are indicated for each program. A further breakdown of these statistics can be found within the report.

SURVEY STATISTICS FOR CLASS OF 1990

1301 GRADUATES

993 RESPONDING (76.3%)

430 Employed Full-Time (43.3%)

116 Employed Full-Time/Education Part-Time (11.7%)

101 Employed Part-Time (10.2%)

19 Unavailable For Employment (1.9%)

29 Unemployed & Searching (2.9%)

161 Education Full-Time (16.2%)

137 Education Full-Time/Employment Part-Time (13.8%)

BUSINESS ADMINISTRATION

1990 GRADUATES OF PROGRAM: 293

1990 GRADUATES OF PROGRAM RESPONDING: 224 (76.5%)

79 Employed Full-Time	(35.3%)
42 Employed Full-Time/Education Part-Time	(18.8%)
16 Employed Part-Time	(7.1%)
7 Unavailable For Employment	(3.1%)
8 Unemployed & Searching	(3.6%)
36 Education Full-Time	(16.1%)
36 Education Full-Time/Employment Part-Time	(16.1%)

RESPONDING GRADUATES WORKING IN THEIR FIELD:

Average Salary \$22,754/yr. (\$10,400 - 65,000 range)

NUMBER OF POSITIONS

EMPLOYER

POSITION

1	AIPSO	Data Processing
1	AT&T	Course Administrator
1	Allie's Donuts	Secretary/Bookkeeper
2	American Express	Control Accountant
1	American Insulated Wire Co.	Buyer
1	American Residential Mortgage	Operations Manager
1	Auget Mfg.	Art Work Coordinator
1	BA Ballou	Bookkeeper
1	Bay Bank	Bank Teller
1	Bay Tower Nursing Center	Office Manager
1	Blue Cross & Blue Shield of RI	Research/Development Asst.
1	Brooks Pharmacy	Manager
1	Bryant College	Accounting Clerk/Secretary
1	CVS/Mark Stevens	Merchandise Expeditor
1	City of North Providence	Police Officer
1	Coast to Coast	Account Executive

BUSINESS ADMINISTRATION

RESPONDING GRADUATES WORKING IN THEIR FIELD:

NUMBER OF POSITIONS	EMPLOYER	POSITION
1	Coventry Police Department	Police Officer
1	Data	Title Examiner
1	Edgehill Newport	Office Manager
1	Fairlawn Credit Union	Assistant Manager
1	Ferland Corporation	Jr. Accountant
1	Fleet National Bank	Administrative Assistant
1	Fleet National Bank	Bookkeeper
1	Fleet National Bank	Credit Investigator
1	Fleet National Bank	Letter of Credit Specialist
1	Fleet National Bank	Senior Accounting Coord.
1	Fleet-Norstar Business Data	Supervisor
1	Fleet-Norstar Financial Group	Senior Benefits Officer
1	Floral Designs by Evelyn	Owner/Operator
1	Greenwood Credit Union	Loan Officer
1	Gtech Corporation	Buyer
1	Hascon Corporation	Director of Quality Control
1	Ichiban Karate	Instructor
1	Jarret & Mitson, Inc.	Legal Clerk
1	John Hancock Financial Service	Marketing Representative
1	Johnson & Wales University	Security Officer
1	Johnston Police Department	Police Officer
1	Kenney Manufacturing	Customer Service Coord.
1	Kent County Mental Health Ctr.	Accounting Assistant
1	Lechmere	Sales
1	Mill Street Inn	Manager
1	New England Institute of Tech.	Financial Aid Officer
1	Pace Membership	Assistant Manager
1	Phil Singer Group	Territory Manager
1	Piceme Properties	Office Manager
1	R.I. Blood Center	Administrative Assistant
1	RI Army National Guard	Administrator
1	Raytheon Company	Training Coordinator
1	Royal Machine Inc.	Supervisor
1	Save-Rite	Internal Audit Assistant
1	Schattle Personnel Consultants	Administrative Assistant
1	Self-Employed	Fiscal Officer
1	South County Hospital	Asst. Food Srv. Director

BUSINESS ADMINISTRATION

RESPONDING GRADUATES WORKING IN THEIR FIELD:

NUMBER OF POSITIONS	EMPLOYER	POSITION
1	Star-Tron Corporation	Head Bookkeeper
1	Star-Tron Corporation	Sales Support
1	State of Rhode Island	Chief Deputy Clerk
1	State of Rhode Island	Research Assistant
1	State of Rhode Island	Senior Auditor
1	State of Rhode Island	Senior Programmer Analyst
1	State of Rhode Island/ACI	Guard
1	Tecknor Apex	Shift Foreman
1	Town of Cumberland	Executive Assistant
1	United States Army	Not Disclosed
1	United States Government	Procurement Clerk
1	VA Medical Center	Contracting Office
1	Veratec	Customer Service Specialist
1	Warwick School Department	Payroll Clerk
1	Washington Trust Co.	Asst. V.P. of Operations
1	Wells Fargo	Security Officer
1	Westerly Hospital	Chief Respiratory Therapist
1	Wrentham State School	Supervisor
65	Employed Outside Field	

RESPONDING GRADUATES CONTINUING THEIR EDUCATION FULL-TIME:

NUMBER OF STUDENTS	INSTITUTION	MAJOR
7	Bryant College	Accounting
2	Bryant College	Management
1	Bryant College	Marketing
1	Bryant College	Undecided
1	Community College of RI	Computer Science
1	Community College of RI	Finance
1	Community College of RI	Law Enforcement
2	Community College of RI	Not Disclosed
1	Community College of RI	Photography
1	Merrimack College	Biology
1	N.E. Institute of Technology	Plumbing/Heating
1	Northeastern University	Psychology

BUSINESS ADMINISTRATION

RESPONDING GRADUATES CONTINUING THEIR EDUCATION FULL-TIME:

NUMBER OF STUDENTS	INSTITUTION	MAJOR
1	Not Disclosed	Not Disclosed
2	Providence College	Accounting
2	Providence College	Business Administration
9	Rhode Island College	Accounting
1	Rhode Island College	Art
1	Rhode Island College	Business
2	Rhode Island College	Computer Information
2	Rhode Island College	Computer Science
1	Rhode Island College	Criminal Justice
1	Rhode Island College	Elementary Education
1	Rhode Island College	General Business
1	Rhode Island College	Human Resource Management
11	Rhode Island College	Management
3	Rhode Island College	Marketing
1	Rhode Island College	Mathematics/Secondary Educ.
1	Rhode Island College	Small Business Admin.
1	Roger Williams College	Business Administration
1	Roger Williams College	Not Disclosed
1	Roger Williams College	Paralegal
1	University of Louisville	Political Science
1	University of Rhode Island	Accounting
1	University of Rhode Island	Business Administration
1	University of Rhode Island	Economics
1	University of Rhode Island	Engineering
1	University of Rhode Island	English
1	University of Rhode Island	Management
1	University of Rhode Island	Marketing
1	University of So. Florida	Management Information

CARDIO-RESPIRATORY CARE

1990 GRADUATES OF PROGRAM: 9

1990 GRADUATES OF PROGRAM RESPONDING: 7 (77.8%)

4	Employed Full-Time	(57.1%)
2	Employed Full-Time/Education Part-Time	(28.6%)
0	Employed Part-Time	(0.0%)
0	Unavailable For Employment	(0.0%)
0	Unemployed & Searching	(0.0%)
0	Education Full-Time	(0.0%)
1	Education Full-Time/Employment Part-Time	(14.3%)

RESPONDING GRADUATES WORKING IN THEIR FIELD:

Average Salary \$23,973/yr. (\$22,416 - 26,000 range)

NUMBER OF POSITIONS	EMPLOYER	POSITION
1	Day Kimball Hospital	Respiratory Therapist
1	Providence Veterans Hospital	Respiratory Therapist
1	South County Hospital	Respiratory Therapist
1	St. Joseph Hospital	Respiratory Therapist
1	VA Medical Center	Respiratory Therapist
1	Employed Outside Field	

RESPONDING GRADUATES CONTINUING THEIR EDUCATION FULL-TIME:

NUMBER OF STUDENTS	INSTITUTION	MAJOR
1	Rhode Island College	Biology

CHEMICAL TECHNOLOGY

1990 GRADUATES OF PROGRAM: 6

1990 GRADUATES OF PROGRAM RESPONDING: 3 (50.0%)

0	Employed Full-Time	(0.0%)
1	Employed Full-Time/Education Part-Time	(33.3%)
1	Employed Part-Time	(33.3%)
0	Unavailable For Employment	(0.0%)
0	Unemployed & Searching	(0.0%)
1	Education Full-Time	(33.3%)
0	Education Full-Time/Employment Part-Time	(0.0%)

RESPONDING GRADUATES WORKING IN THEIR FIELD:

Average Salary \$24,960/yr. (\$24,960 - 24,960 range)

NUMBER OF POSITIONS	EMPLOYER	POSITION
1	WelGen Manufacturing	Analyst
1	Employed Outside Field	

RESPONDING GRADUATES CONTINUING THEIR EDUCATION FULL-TIME:

NUMBER OF STUDENTS	INSTITUTION	MAJOR
1	Rhode Island College	Not Disclosed

COMPUTER SCIENCE

1990 GRADUATES OF PROGRAM: 55

1990 GRADUATES OF PROGRAM RESPONDING: 47 (85.5%)

23	Employed Full-Time	(48.9%)
8	Employed Full-Time/Education Part-Time	(17.0%)
2	Employed Part-Time	(4.3%)
0	Unavailable For Employment	(0.0%)
3	Unemployed & Searching	(6.4%)
8	Education Full-Time	(17.0%)
3	Education Full-Time/Employment Part-Time	(6.4%)

RESPONDING GRADUATES WORKING IN THEIR FIELD:

Average Salary \$24,712/yr. (\$17,000 - 33,000 range)

NUMBER OF POSITIONS

EMPLOYER

POSITION

1	Academic Management Service	Computer Programmer
1	Amica Life Insurance	Micro System Programmer
1	Amica Mutual Insurance Co.	Systems Programmer
1	Arbella Insurance Co.	Programmer Analyst II
1	Blue Cross & Blue Shield of RI	Computer Programmer
1	Brown University	Micro Computer Programmer
1	Conn American Water Co.	Production Supervisor
1	Fleet National Bank	Investment Officer
1	Fleet-Norstar Business Data	Programmer II
1	Insurance Agency	Not Disclosed
1	Mathis & Associates	Computer Programmer
1	Mentor Resources	MIS Programmer
1	Metropolitan Insurance Co.	Computer Programmer
1	New England Telephone	Computer Operator
1	Self Employed	Not Disclosed

13

COMPUTER SCIENCE

RESPONDING GRADUATES WORKING IN THEIR FIELD:

NUMBER OF POSITIONS	EMPLOYER	POSITION
1	State of Rhode Island	Jr. Computer Programmer
1	State of Rhode Island	Sr. Research Analyst
16	Employed Outside Field	

RESPONDING GRADUATES CONTINUING THEIR EDUCATION FULL-TIME:

NUMBER OF STUDENTS	INSTITUTION	MAJOR
1	Community College of RI	Accounting
1	Community College of RI	Computer Programming
1	Community College of RI	General Business
1	Community College of RI	Liberal Arts
1	Howard University	Computer Studies
1	Not Disclosed	Not Disclosed
1	Rhode Island College	Business & CIS
1	Rhode Island College	Computer Information
2	Rhode Island College	Computer Science
1	University of Rhode Island	Electrical Engineering

DENTAL ASSISTANT

1990 GRADUATES OF PROGRAM: 11

1990 GRADUATES OF PROGRAM RESPONDING: 8 (72.7%)

4	Employed Full-Time	(50.0%)
1	Employed Full-Time/Education Part-Time	(12.5%)
0	Employed Part-Time	(0.0%)
1	Unavailable For Employment	(12.5%)
1	Unemployed & Searching	(12.5%)
1	Education Full-Time	(12.5%)
0	Education Full-Time/Employment Part-Time	(0.0%)

RESPONDING GRADUATES WORKING IN THEIR FIELD:

Average Salary \$15,947/yr. (\$12,480 - 18,200 range)

NUMBER OF POSITIONS	EMPLOYER	POSITION
1	Dr. Champagne & Dr. Light	Dental Assistant
1	Dr. Kenneth Peloquin, D.D.S.	Dental Assistant
1	Dr. Raymond George	Dental Assistant
1	Dr. Varone	Dental Assistant
1	Employed Outside Field	

RESPONDING GRADUATES CONTINUING THEIR EDUCATION FULL-TIME:

NUMBER OF STUDENTS	INSTITUTION	MAJOR
1	Bridgeport College	Dental Hygiene

DENTAL HYGIENE

1990 GRADUATES OF PROGRAM: 32

1990 GRADUATES OF PROGRAM RESPONDING: 24 (75.0%)

17	Employed Full-Time	(70.8%)
1	Employed Full-Time/Education Part-Time	(4.2%)
6	Employed Part-Time	(25.0%)
0	Unavailable For Employment	(0.0%)
0	Unemployed & Searching	(0.0%)
0	Education Full-Time	(0.0%)
0	Education Full-Time/Employment Part-Time	(0.0%)

RESPONDING GRADUATES WORKING IN THEIR FIELD:

Average Salary (Not Available)

NUMBER OF POSITIONS	EMPLOYER	POSITION
1	Dental Temporaries Inc.	Dental Hygienist
1	Dr. Aranki	Dental Hygienist
1	Dr. Boudreau	Dental Hygienist
1	Dr. Champagne & Dr. Light	Dental Hygienist
1	Dr. Charles Spahn, D.D.S.	Dental Hygienist
1	Dr. Chicicitti	Dental Hygienist
1	Dr. DiMaio	Dental Hygienist
1	Dr. Goodman	Dental Hygienist
1	Dr. Henry Levin	Dental Hygienist
1	Dr. James Brady	Dental Hygienist
1	Dr. Jeffrey Rizzolo	Dental Hygienist
1	Dr. Mark Fielder, D.D.S.	Dental Hygienist
1	Dr. Molak & Molak	Dental Hygienist
1	Dr. Paul E. Morrisseau	Dental Assistant
1	Dr. Speroni	Dental Hygienist

DENTAL HYGIENE

RESPONDING GRADUATES WORKING IN THEIR FIELD:

NUMBER OF POSITIONS	EMPLOYER	POSITION
1	Dr. Ward	Dental Hygienist
1	Drs. Barry & Katz	Dental Hygienist
1	Drs. Carroccia & Strokes	Dental Hygienist
1	Ernest Votolato, D.D.S.	Dental Hygienist
1	John F. Begg, Jr. D.D.S.	Dental Hygienist
1	Not Disclosed	Dental Hygienist
1	Not Disclosed	Dental Hygienist
1	Oaklawn Dental	Dental Hygienist
1	RIGHA	Dental Hygienist

ELECTRONICS

1990 GRADUATES OF PROGRAM: 10

1990 GRADUATES OF PROGRAM RESPONDING: 5 (50.0%)

5	Employed Full-Time	(100%)
0	Employed Full-Time/Education Part-Time	(0.0%)
0	Employed Part-Time	(0.0%)
0	Unavailable For Employment	(0.0%)
0	Unemployed & Searching	(0.0%)
0	Education Full-Time	(0.0%)
0	Education Full-Time/Employment Part-Time	(0.0%)

RESPONDING GRADUATES WORKING IN THEIR FIELD:

Average Salary \$21,167/yr. (\$13,500 - 26,000 range)

NUMBER OF POSITIONS	EMPLOYER	POSITION
1	Automation Technology Corp.	Electronics Technician
1	Integrated Systems	Electronic Srv. Technician
1	Northrop Corporation	Electronics Technician
1	WSBE-TV	Telecommunication Tech.
1	Warner	Electronics Technician

ENGINEERING

1990 GRADUATES OF PROGRAM: 29

1990 GRADUATES OF PROGRAM RESPONDING: 23 (79.3%)

7	Employed Full-Time	(30.4%)
4	Employed Full-Time/Education Part-Time	(17.4%)
0	Employed Part-Time	(0.0%)
0	Unavailable For Employment	(0.0%)
1	Unemployed & Searching	(4.3%)
6	Education Full-Time	(26.1%)
5	Education Full-Time/Employment Part-Time	(21.7%)

RESPONDING GRADUATES WORKING IN THEIR FIELD:

Average Salary \$32,516/yr. (\$21,000 - 37,000 range)

NUMBER OF POSITIONS	EMPLOYER	POSITION
2	Andon Electronics Corp.	Design Engineer
1	BASF Bio Research Corp.	Maintenance Supervisor
1	Brown & Sharpe	Applications Engineer
1	Kenyon Industries	Project Engineer
1	Smiths General Trucking	Mechanic
1	Texas Instruments	Design Technician
4	Employed Outside Field	

RESPONDING GRADUATES CONTINUING THEIR EDUCATION FULL-TIME:

NUMBER OF STUDENTS	INSTITUTION	MAJOR
1	Community College of RI	General Studies
1	University of Maine	Engineering

ENGINEERING

RESPONDING GRADUATES CONTINUING THEIR EDUCATION FULL-TIME:

NUMBER OF STUDENTS	INSTITUTION	MAJOR
1	University of Massachusetts	Mechanical Engineering
5	University of Rhode Island	Electrical Engineering
3	University of Rhode Island	Mechanical Engineering

ENGINEERING TECHNOLOGY

1990 GRADUATES OF PROGRAM: 5

1990 GRADUATES OF PROGRAM RESPONDING: 4 (80.0%)

2	Employed Full-Time	(50.0%)
0	Employed Full-Time/Education Part-Time	(0.0%)
0	Employed Part-Time	(0.0%)
0	Unavailable For Employment	(0.0%)
0	Unemployed & Searching	(0.0%)
1	Education Full-Time	(25.0%)
1	Education Full-Time/Employment Part-Time	(25.0%)

RESPONDING GRADUATES WORKING IN THEIR FIELD:

Average Salary \$18,720/yr. (\$18,720 - 18,720 range)

NUMBER OF POSITIONS	EMPLOYER	POSITION
1	Thermo Environmental Inst.	Test Technician
1	Employed Outside Field	

RESPONDING GRADUATES CONTINUING THEIR EDUCATION FULL-TIME:

NUMBER OF STUDENTS	INSTITUTION	MAJOR
2	UMASS Dartmouth	Electrical Engineering

1990 GRADUATES OF PROGRAM: 31

1990 GRADUATES OF PROGRAM RESPONDING: 22 (71.0%)

7	Employed Full-Time	(31.8%)
0	Employed Full-Time/Education Part-Time	(0.0%)
3	Employed Part-Time	(13.6%)
1	Unavailable For Employment	(4.5%)
1	Unemployed & Searching	(4.5%)
5	Education Full-Time	(22.7%)
5	Education Full-Time/Employment Part-Time	(22.7%)

RESPONDING GRADUATES WORKING IN THEIR FIELD:

Average Salary \$16,640/yr. (\$16,640 - 16,640 range)

NUMBER OF POSITIONS	EMPLOYER	POSITION
1	Not Disclosed	Owner/Operator
1	Pakula Jewelry Co.	Assistant Designer
8	Employed Outside Field	

RESPONDING GRADUATES CONTINUING THEIR EDUCATION FULL-TIME:

NUMBER OF STUDENTS	INSTITUTION	MAJOR
1	Community College of RI	Business
1	Eastern Conn. State	Art
1	Emerson College	Theatre
1	Rhode Island College	Math/Communications
1	Rhode Island College	Theatre
1	UMASS Dartmouth	Visual Design

FINE ARTS

RESPONDING GRADUATES CONTINUING THEIR EDUCATION FULL-TIME:

NUMBER OF STUDENTS	INSTITUTION	MAJOR
1	University of Rhode Island	Education
1	University of Rhode Island	Music Education
1	University of Rhode Island	Not Disclosed
1	University of Rhode Island	Theatre

1990 GRADUATES OF PROGRAM: 10**1990 GRADUATES OF PROGRAM RESPONDING: 7 (70.0%)**

7	Employed Full-Time	(100%)
0	Employed Full-Time/Education Part-Time	(0.0%)
0	Employed Part-Time	(0.0%)
0	Unavailable For Employment	(0.0%)
0	Unemployed & Searching	(0.0%)
0	Education Full-Time	(0.0%)
0	Education Full-Time/Employment Part-Time	(0.0%)

RESPONDING GRADUATES WORKING IN THEIR FIELD:**Average Salary \$30,846/yr. (\$30,846 - 30,846 range)**

NUMBER OF POSITIONS	EMPLOYER	POSITION
1	City of Central Falls	Firefighter
1	City of Lonsdale	Firefighter
1	City of Warwick	Firefighter
1	City of Woonsocket	Firefighter
1	General Dynamics	Fire Marshall
1	Town of Johnston	Firefighter
1	Warwick Fire Department	Firefighter

HUMAN SERVICES

1990 GRADUATES OF PROGRAM: 97

1990 GRADUATES OF PROGRAM RESPONDING: 80 (82.5%)

27	Employed Full-Time	(33.8%)
8	Employed Full-Time/Education Part-Time	(10.0%)
11	Employed Part-Time	(13.8%)
2	Unavailable For Employment	(2.5%)
0	Unemployed & Searching	(0.0%)
15	Education Full-Time	(18.8%)
17	Education Full-Time/Employment Part-Time	(21.3%)

RESPONDING GRADUATES WORKING IN THEIR FIELD:

Average Salary \$15,861/yr. (\$6,762 - 24,960 range)

**NUMBER OF
POSITIONS**

EMPLOYER

POSITION

1	Association for Human Services	Employment Specialist
1	CHILD, Inc.	Teacher
2	Candy Cane Pre-School	Teacher
1	Community Counseling Center	Case Manager
1	Community Counseling Center	Parent Aide
1	Cozy Corner Child Care Ctr.	Teacher's Assistant
1	Cranston Center	Teacher's Assistant
1	Dighton Rehoboth High School	Instruction Learning Aide
1	EBC House	Overnight Staff
1	Edgehill Newport	Rehabilitation Counselor
1	Feeling & Healing Groups Inc.	Counselor
1	Fieldhouse Day School	Teacher
1	Groden Center	Treatment Teacher
1	Harmony Hill School	Assistant Counselor
1	Head Start	Teacher

HUMAN SERVICES

RESPONDING GRADUATES WORKING IN THEIR FIELD:

NUMBER OF POSITIONS	EMPLOYER	POSITION
1	Hockomock YMCA	Head Preschool Teacher
1	Markman Daycare	Head Teacher
1	Northwest Child Development	Teacher
1	Not Disclosed	Nanny
1	Pawtucket Day Nursery	Assistant Teacher
1	Providence Head Start	Head Teacher
1	Sand Castle Preschool	Assistant Teacher
1	Self-Help	Vocational Counselor
1	Sockannett Day Care	Teacher
1	Teddy Bear Learning & Day Care	Teacher
1	Tiny Tots Daycare	Director
1	Trailside Day Care	Head Teacher
1	Warwick School Department	Substitute Teacher
1	Warwick School Department	Teacher's Aide
1	Woonsocket Head Start	Teacher
15	Employed Outside Field	

RESPONDING GRADUATES CONTINUING THEIR EDUCATION FULL-TIME:

NUMBER OF STUDENTS	INSTITUTION	MAJOR
1	Bridgewater State College	Early Childhood Education
2	Bridgewater State College	Elementary Education
1	Community College of RI	Undecided
1	Laval Tech	Nursing Assistant
1	New York University	Early Childhood Education
1	Rhode Island College	Child Development
2	Rhode Island College	Education
7	Rhode Island College	Elementary Education
1	Rhode Island College	Elem./Special Education
1	Rhode Island College	Human Services
2	Rhode Island College	Psychology
4	Rhode Island College	Social Work
1	Rhode Island College	Social Work/Psychology
1	Rhode Island College	Special Education
1	Rhode Island College	Special/Elem. Education

HUMAN SERVICES

RESPONDING GRADUATES CONTINUING THEIR EDUCATION FULL-TIME:

NUMBER OF STUDENTS	INSTITUTION	MAJOR
1	Roger Williams College	Social Science
1	Southern Conn. State Univ.	Physical Education
2	University of Rhode Island	Human Services
1	Weslock College	Elementary Education

INSTRUMENTATION TECHNOLOGY

1990 GRADUATES OF PROGRAM: 7

1990 GRADUATES OF PROGRAM RESPONDING: 5 (71.4%)

2	Employed Full-Time	(40.0%)
2	Employed Full-Time/Education Part-Time	(40.0%)
0	Employed Part-Time	(0.0%)
0	Unavailable For Employment	(0.0%)
1	Unemployed & Searching	(20.0%)
0	Education Full-Time	(0.0%)
0	Education Full-Time/Employment Part-Time	(0.0%)

RESPONDING GRADUATES WORKING IN THEIR FIELD:

Average Salary \$25,500/yr. (\$20,000 - 31,000 range)

NUMBER OF POSITIONS	EMPLOYER	POSITION
1	Davol, Inc.	Product Dev. Technician
1	Narragansett Electric Co.	Asst. Control Specialist
1	United States Army	Not Disclosed
1	Employed Outside Field	

1990 GRADUATES OF PROGRAM: 238

1990 GRADUATES OF PROGRAM RESPONDING: 198 (83.2%)

32	Employed Full-Time	(16.2%)
19	Employed Full-Time/Education Part-Time	(9.6%)
11	Employed Part-Time	(5.6%)
3	Unavailable For Employment	(1.5%)
4	Unemployed & Searching	(2.0%)
73	Education Full-Time	(36.9%)
56	Education Full-Time/Employment Part-Time	(28.3%)

RESPONDING GRADUATES WORKING IN THEIR FIELD:

Average Salary \$24,653/yr. (\$10,000 - 35,360 range)

NUMBER OF POSITIONS	EMPLOYER	POSITION
1	Federal Products	Quality Inspector
1	Landmark Medical Center	Registered Nurse
1	Lawrence & Memorial Hospital	Registered Nurse
1	Morgan Health Center	Registered Nurse
1	Northern RI Collaborative	Instructional Assistant
1	Not Disclosed	Floral Designer
1	Pawtucket Boys Club	Program Director
1	Rhode Island Hospital	Registered Nurse
1	Roger Williams Hospital	Registered Nurse
1	Self Employed	Owner
1	St. Elizabeth Home	Nursing Supervisor
1	StatLab	Phlebotomist
1	United Parcel Service	Supervisor
1	Wrentham State School	Registered Nurse
48	Employed Outside Field	

LIBERAL ARTS

RESPONDING GRADUATES CONTINUING THEIR EDUCATION FULL-TIME:

NUMBER OF STUDENTS	INSTITUTION	MAJOR
4	Bryant College	Accounting
1	Bryant College	Business Management
1	Bryant College	Finance
1	Community College of RI	Associate Degree Nursing
1	Community College of RI	Dental Hygiene
1	Community College of RI	Law Enforcement
1	Emerson College	Art/Theatre
1	Florida Atlantic University	Finance
1	John Jay College	Criminal Justice
2	Johnson & Wales University	Paralegal
1	Keene State College	English
1	New York University	Accounting
1	New York University	Business
1	Northeastern University	Art/Theatre
1	Providence College	English/Marketing
1	Providence College	Liberal Arts
1	Rhode Island College	Accounting
1	Rhode Island College	Business Communications
4	Rhode Island College	Communications
2	Rhode Island College	Computer Information
1	Rhode Island College	Criminal Justice
1	Rhode Island College	Early Childhood Education
2	Rhode Island College	Education
14	Rhode Island College	Elementary Education
3	Rhode Island College	English
1	Rhode Island College	Financial Management
1	Rhode Island College	Health Education
1	Rhode Island College	History
1	Rhode Island College	Human Resource Management
1	Rhode Island College	Industrial Technology
1	Rhode Island College	Labor Studies
1	Rhode Island College	Liberal Arts
1	Rhode Island College	Marketing
1	Rhode Island College	Math/Secondary Education
1	Rhode Island College	Mathematics
1	Rhode Island College	Medical Technology
1	Rhode Island College	Not Disclosed

RESPONDING GRADUATES CONTINUING THEIR EDUCATION FULL-TIME:

NUMBER OF STUDENTS	INSTITUTION	MAJOR
2	Rhode Island College	Nursing
5	Rhode Island College	Physical Education
4	Rhode Island College	Political Science
9	Rhode Island College	Psychology
2	Rhode Island College	Secondary Education
1	Rhode Island College	Secondary Ed./History
3	Rhode Island College	Social Science
1	Rhode Island College	Social Work
5	Rhode Island College	Special Education
1	Rhode Island College	Undecided
1	Salve Regina College	Education
1	Salve Regina College	Elementary Education
1	Simmons College	Psychology
1	Sonoma State College	Psychology
1	UMASS Dartmouth	Art Education
1	Springfield College	Human Services
1	University of Arizona	Business
3	University of Rhode Island	Accounting
1	University of Rhode Island	Biology
2	University of Rhode Island	Business
1	University of Rhode Island	Communicative Disorders
1	University of Rhode Island	Early Childhood Education
1	University of Rhode Island	English/Secondary Education
1	University of Rhode Island	Environmental Management
2	University of Rhode Island	History
1	University of Rhode Island	Human Development
1	University of Rhode Island	Liberal Arts
1	University of Rhode Island	Not Disclosed
1	University of Rhode Island	Nursing
1	University of Rhode Island	Philosophy
3	University of Rhode Island	Physical Education
3	University of Rhode Island	Political Science
1	University of Rhode Island	Psychology
1	University of Rhode Island	Textiles & Merchandising
1	University of Tampa	Education
1	Wentworth College	Engineering
1	Yuba Community College	Psychology

MACHINE DESIGN

1990 GRADUATES OF PROGRAM: 4

1990 GRADUATES OF PROGRAM RESPONDING: 4 (100%)

1	Employed Full-Time	(25.0%)
1	Employed Full-Time/Education Part-Time	(25.0%)
0	Employed Part-Time	(0.0%)
0	Unavailable For Employment	(0.0%)
1	Unemployed & Searching	(25.0%)
0	Education Full-Time	(0.0%)
1	Education Full-Time/Employment Part-Time	(25.0%)

RESPONDING GRADUATES WORKING IN THEIR FIELD:

Average Salary \$23,000/yr. (\$23,000 - 23,000 range)

NUMBER OF POSITIONS	EMPLOYER	POSITION
1	Toray Plastics	Machine Technician
1	Employed Outside Field	

RESPONDING GRADUATES CONTINUING THEIR EDUCATION FULL-TIME:

NUMBER OF STUDENTS	INSTITUTION	MAJOR
1	Rhode Island College	Industrial Technology

MACHINE PROCESSES

1990 GRADUATES OF PROGRAM: 2

1990 GRADUATES OF PROGRAM RESPONDING: 2 (100%)

2	Employed Full-Time	(100%)
0	Employed Full-Time/Education Part-Time	(0.0%)
0	Employed Part-Time	(0.0%)
0	Unavailable For Employment	(0.0%)
0	Unemployed & Searching	(0.0%)
0	Education Full-Time	(0.0%)
0	Education Full-Time/Employment Part-Time	(0.0%)

RESPONDING GRADUATES WORKING IN THEIR FIELD:

Average Salary \$31,010/yr. (\$27,019 - 35,000 range)

NUMBER OF POSITIONS	EMPLOYER	POSITION
1	Evans Co.	Manufacturing Engineer
1	General Dynamics	Machinist

41/12

MEDICAL LABORATORY TECHNOLOGY

1990 GRADUATES OF PROGRAM: 11

1990 GRADUATES OF PROGRAM RESPONDING: 8 (72.7%)

5	Employed Full-Time	(62.5%)
2	Employed Full-Time/Education Part-Time	(25.0%)
0	Employed Part-Time	(0.0%)
1	Unavailable For Employment	(12.5%)
0	Unemployed & Searching	(0.0%)
0	Education Full-Time	(0.0%)
0	Education Full-Time/Employment Part-Time	(0.0%)

RESPONDING GRADUATES WORKING IN THEIR FIELD:

Average Salary \$22,194/yr. (\$19,760 - 27,040 range)

NUMBER OF POSITIONS	EMPLOYER	POSITION
1	Associated Medical Service	Laboratory Technician
1	Davol, Inc.	Research & Dev. Tech.
1	Medical Service Laboratory	Medical Lab. Technician
1	Newport Hospital	Medical Lab. Technician
1	Rhode Island Blood Center	Medical Lab. Technician
1	South County Hospital	Medical Lab. Technician
1	Employed Outside Field	

NURSING (ASSOCIATE DEGREE)

1990 GRADUATES OF PROGRAM: 222

1990 GRADUATES OF PROGRAM RESPONDING: 156 (70.3%)

104	Employed Full-Time	(66.7%)
12	Employed Full-Time/Education Part-Time	(7.7%)
34	Employed Part-Time	(21.8%)
3	Unavailable For Employment	(1.9%)
1	Unemployed & Searching	(0.6%)
2	Education Full-Time	(1.3%)
0	Education Full-Time/Employment Part-Time	(0.0%)

RESPONDING GRADUATES WORKING IN THEIR FIELD:

Average Salary \$29,320/yr. (\$14,560 - 39,000 range)

NUMBER OF POSITIONS

EMPLOYER

POSITION

2	Artificial Kidney Center	Registered Nurse
1	Bradley Hospital	Registered Nurse
1	Brentwood Nursing Home	Registered Nurse
1	Briarcliff Nursing Home	Registered Nurse
1	Butler Hospital	Registered Nurse
1	Carriage House	Director of Nursing
1	Charlton Memorial Hospital	Registered Nurse
2	Cranston General Hospital	Registered Nurse
4	Fatima Hospital	Registered Nurse
1	Franciscan Missionary of Mary	Registered Nurse
1	Friendly Nursing Home	Registered Nurse
1	Grand Islander Nursing Home	Registered Nurse
1	Holiday Nursing Home	Registered Nurse
7	Kent County Hospital	Registered Nurse
4	Landmark Medical Center	Registered Nurse

NURSING (ASSOCIATE DEGREE)

RESPONDING GRADUATES WORKING IN THEIR FIELD:

NUMBER OF POSITIONS	EMPLOYER	POSITION
1	Lawrence & Memorial Hospital	Registered Nurse
14	Memorial Hospital	Registered Nurse
2	Miriam Hospital	Registered Nurse
1	Miriam Hospital	Respiratory Therapist
1	Morgan Health Center	Assessment Coordinator
1	Morgan Health Center	Registered Nurse
4	Newport Hospital	Registered Nurse
1	Not Disclosed	Registered Nurse
1	PAHCF, Inc.	Registered Nurse
4	Pawtucket Memorial Hospital	Registered Nurse
1	RI Veterans' Home	Registered Nurse
1	Rhode Island Hospital	Collegiate Aide
1	Rhode Island Hospital	Licensed Practical Nurse
31	Rhode Island Hospital	Registered Nurse
10	Roger Williams Hospital	Registered Nurse
1	Scalabrini Villa	Asst. Director of Nursing
2	South County Hospital	Registered Nurse
1	St. Anne's Hospital	Registered Nurse
1	St. Antone Residence	Registered Nurse
1	St. Elizabeth Home	Nursing Supervisor
1	St. Elizabeth Home	Registered Nurse
6	St. Joseph Hospital	Registered Nurse
1	State of Rhode Island	Registered Nurse
1	State of Rhode Island-MHRH	Licensed Practical Nurse
3	Sturdy Memorial Hospital	Registered Nurse
1	Temp Care Services	Registered Nurse
4	Women & Infants Hospital	Registered Nurse
1	Woonsocket Hospital	Registered Nurse
1	Wrentham State School	Registered Nurse
1	Zambarano Hospital	Registered Nurse
21	Employed Outside Field	

RESPONDING GRADUATES CONTINUING THEIR EDUCATION FULL-TIME:

NUMBER OF STUDENTS	INSTITUTION	MAJOR
2	Rhode Island College	Nursing

NURSING (LICENSED PRACTICAL)

1990 GRADUATES OF PROGRAM: 33

1990 GRADUATES OF PROGRAM RESPONDING: 19 (57.6%)

10	Employed Full-Time	(52.6%)
2	Employed Full-Time/Education Part-Time	(10.5%)
3	Employed Part-Time	(15.8%)
1	Unavailable For Employment	(5.3%)
0	Unemployed & Searching	(0.0%)
1	Education Full-Time	(5.3%)
2	Education Full-Time/Employment Part-Time	(10.5%)

RESPONDING GRADUATES WORKING IN THEIR FIELD:

Average Salary \$23,208/yr. (\$15,000 - 33,000 range)

NUMBER OF POSITIONS	EMPLOYER	POSITION
1	Brentwood Nursing Home	Licensed Practical Nurse
1	Kent County Hospital	Licensed Practical Nurse
1	Lawrence & Memorial Hospital	Licensed Practical Nurse
1	Memorial Hospital	Licensed Practical Nurse
1	Memorial Hospital	Registered Nurse
1	Roberts Nursing Home	Licensed Practical Nurse
2	Silver Creek Manor	Licensed Practical Nurse
4	St. Joseph Hospital	Licensed Practical Nurse
1	State of Rhode Island	Licensed Practical Nurse
2	Zambarano Hospital	Licensed Practical Nurse

RESPONDING GRADUATES CONTINUING THEIR EDUCATION FULL-TIME:

NUMBER OF STUDENTS	INSTITUTION	MAJOR
2	Community College of RI	Registered Nurse

OFFICE ADMINISTRATION

1990 GRADUATES OF PROGRAM: 56

1990 GRADUATES OF PROGRAM RESPONDING: 46 (82.1%)

32	Employed Full-Time	(69.6%)
2	Employed Full-Time/Education Part-Time	(4.3%)
5	Employed Part-Time	(10.9%)
0	Unavailable For Employment	(0.0%)
3	Unemployed & Searching	(6.5%)
2	Education Full-Time	(4.3%)
2	Education Full-Time/Employment Part-Time	(4.3%)

RESPONDING GRADUATES WORKING IN THEIR FIELD:

Average Salary \$16,965/yr. (\$10,400 - 26,000 range)

NUMBER OF POSITIONS	EMPLOYER	POSITION
1	Aquidneck Systems Int'l	Marketing Administrator
1	Boyer, Reynolds & DeMarco, Ltd	Legal Secretary
1	Carol Cable	Secretary
1	Cramik Enterprise, Inc.	Secretary/Bookkeeper
1	Dr. Oalker	Medical Receptionist
1	Dr. Richard L. Cervone	Chiropractic Assistant
1	East Side Internal Medicine	Medical Secretary
1	Edwards & Angell	Legal Secretary
1	Electric Motor Co.	Bookkeeper
1	F.D.I.C.	Clerk Typist
1	Federal Products	Marketing Secretary
1	Flanders & Medeiros, Inc.	Legal Secretary
1	Fleet National Bank	Senior Secretary
1	Hasbro Industries	Receptionist
1	Hasbro Industries	Secretary

OFFICE ADMINISTRATION

RESPONDING GRADUATES WORKING IN THEIR FIELD:

NUMBER OF POSITIONS	EMPLOYER	POSITION
1	Konix Corporation	Office Manager
1	Lotus Development	Administrative Assistant
1	Metropolitan Insurance Co.	Secretary
1	Metropolitan Insurance Co.	Stenographer
1	Nationwide Insurance Co.	Customer Service Rep.
1	New England Telephone	Secretary
1	Rhode Island Hospital	Medical Secretary/Assistant
1	Rhode Island Hospital	Secretary/Lab Assistant
1	State of Rhode Island	Sr. Clerk Typist
1	Stratton of London	Administrative Assistant
1	United Way	Secretary
1	West Bay Center	Medical Assistant
1	Winograd, Shine & Zacks, P.C.	Legal Secretary
11	Employed Outside Field	

RESPONDING GRADUATES CONTINUING THEIR EDUCATION FULL-TIME:

NUMBER OF STUDENTS	INSTITUTION	MAJOR
1	Community College of RI	Associate in Science
1	Community College of RI	Music Education
1	Community College of RI	Secretarial Science
1	Rhode Island College	Elementary Education

PHLEBOTOMY

1990 GRADUATES OF PROGRAM: 56

1990 GRADUATES OF PROGRAM RESPONDING: 37 (66.1%)

19	Employed Full-Time	(51.4%)
1	Employed Full-Time/Education Part-Time	(2.7%)
5	Employed Part-Time	(13.5%)
0	Unavailable For Employment	(0.0%)
3	Unemployed & Searching	(8.1%)
4	Education Full-Time	(10.8%)
5	Education Full-Time/Employment Part-Time	(13.5%)

RESPONDING GRADUATES WORKING IN THEIR FIELD:

Average Salary \$17,601/yr. (\$12,658 - 26,400 range)

NUMBER OF POSITIONS

EMPLOYER

POSITION

1	Not Disclosed	Phlebotomist
1	ClinicalLab, Inc.	Phlebotomist
1	East Side Clinical	Phlebotomist
1	Examination Management Services	Manager
2	Kent County Hospital	Phlebotomist
1	Landmark Medical Center	Phlebotomist
1	Memorial Hospital	Phlebotomist
2	Mendon Medical Laboratory	Phlebotomist
1	Nursing Pool	Registered Nurse
1	Pawtucket Memorial Hospital	Phlebotomist
1	Rhode Island Blood Center	Phlebotomist
1	Roger Williams Hospital	Phlebotomist

PHLEBOTOMY

RESPONDING GRADUATES WORKING IN THEIR FIELD:

NUMBER OF POSITIONS	EMPLOYER	POSITION
2	StatLab	Phlebotomist
1	Tollgate OB/GYN	Lab Tech/Phlebotomist
1	Women & Infants Hospital	Phlebotomist
7	Employed Outside Field	

RESPONDING GRADUATES CONTINUING THEIR EDUCATION FULL-TIME:

NUMBER OF STUDENTS	INSTITUTION	MAJOR
1	Community College of RI	Associate Degree Nursing
1	Community College of RI	Cardio-Respiratory Care
1	Community College of RI	Computer Programming
1	Community College of RI	General Studies
1	Community College of RI	Gerontology
2	Community College of RI	Radiography
1	RI School of Radiology	X-Ray
1	Southeastern Regional Tech.	Licensed Practical Nurse

RADIOGRAPHY

1990 GRADUATES OF PROGRAM: 36

1990 GRADUATES OF PROGRAM RESPONDING: 28 (77.8%)

20	Employed Full-Time	(71.4%)
3	Employed Full-Time/Education Part-Time	(10.7%)
3	Employed Part-Time	(10.7%)
0	Unavailable For Employment	(0.0%)
0	Unemployed & Searching	(0.0%)
1	Education Full-Time	(3.6%)
1	Education Full-Time/Employment Part-Time	(3.6%)

RESPONDING GRADUATES WORKING IN THEIR FIELD:

Average Salary \$23,637/yr. (\$20,000 - 28,600 range)

NUMBER OF POSITIONS	EMPLOYER	POSITION
1	Brockton Hospital	Radiographer
1	Brook Army Medical Center	Radiographer
6	Kent County Hospital	Radiographer
1	Landmark Medical Center	Radiographer
1	Miriam Hospital	Radiographer
1	Newport Hospital	Radiographer
1	Pawtucket Memorial Hospital	Radiographer
1	RI MRI Network, Inc.	Lead Technician
2	RI MRI Network, Inc.	MRI Technician
1	RI Medical Service	Head Radiographer
1	RI Medical Service	Radiographer
3	Rhode Island Hospital	Radiographer
1	Rhode Island Hospital	Ultra Sound Technician
1	Roger Williams Hospital	Radiographer
1	South County Hospital	Radiographer

RADIOGRAPHY

RESPONDING GRADUATES WORKING IN THEIR FIELD:

NUMBER OF POSITIONS	EMPLOYER	POSITION
1	St. Francis Hospital	Radiographer
1	Valley Radiology	Radiographer
1	Westerly Hospital	Radiographer

RESPONDING GRADUATES CONTINUING THEIR EDUCATION FULL-TIME:

NUMBER OF STUDENTS	INSTITUTION	MAJOR
1	RI School of Radiation Therapy	Radiation Therapy Technology
1	Rhode Island College	Biology

RETAIL MANAGEMENT

1990 GRADUATES OF PROGRAM: 34

1990 GRADUATES OF PROGRAM RESPONDING: 27 (79.4%)

18	Employed Full-Time	(66.7%)
2	Employed Full-Time/Education Part-Time	(7.4%)
1	Employed Part-Time	(3.7%)
0	Unavailable For Employment	(0.0%)
1	Unemployed & Searching	(3.7%)
3	Education Full-Time	(11.1%)
2	Education Full-Time/Employment Part-Time	(7.4%)

RESPONDING GRADUATES WORKING IN THEIR FIELD:

Average Salary \$18,733/yr. (\$14,500 - 22,000 range)

NUMBER OF POSITIONS	EMPLOYER	POSITION
1	Athlete's Foot	Assistant Manager
1	Cherry Webb & Touraine	Supervisor
1	Gantos	Manager
1	Lechmere	Sales Person
1	Pants Place	Assistant Manager
1	Parade of Shoes	Manager
1	Sears & Roebuck	Lead Warehouse Worker
1	The Gap, Inc.	Assistant Manager
1	Tobe Products	Customer Service
1	Ups & Downs	Assistant Manager
11	Employed Outside Field	

RETAIL MANAGEMENT

RESPONDING GRADUATES CONTINUING THEIR EDUCATION FULL-TIME:

NUMBER OF STUDENTS	INSTITUTION	MAJOR
1	Johnson & Wales University	Marketing
1	Johnson & Wales University	Retail Management
1	Rhode Island College	Accounting
1	Rhode Island College	Communications
1	Rhode Island College	Graphic Design

SCIENCE

1990 GRADUATES OF PROGRAM: 6

1990 GRADUATES OF PROGRAM RESPONDING: 3 (50.0%)

0	Employed Full-Time	(0.0%)
1	Employed Full-Time/Education Part-Time	(33.3%)
0	Employed Part-Time	(0.0%)
0	Unavailable For Employment	(0.0%)
0	Unemployed & Searching	(0.0%)
2	Education Full-Time	(66.7%)
0	Education Full-Time/Employment Part-Time	(0.0%)

RESPONDING GRADUATES WORKING IN THEIR FIELD:

Average Salary (Not Available)

NUMBER OF POSITIONS	EMPLOYER	POSITION
1	Employed Outside Field	

RESPONDING GRADUATES CONTINUING THEIR EDUCATION FULL-TIME:

NUMBER OF STUDENTS	INSTITUTION	MAJOR
1	Rhode Island College	Physics
1	University of Rhode Island	Chemistry

TECHNICAL STUDIES

1990 GRADUATES OF PROGRAM: 8

1990 GRADUATES OF PROGRAM RESPONDING: 6 (75.0%)

3	Employed Full-Time	(50.0%)
2	Employed Full-Time/Education Part-Time	(33.3%)
0	Employed Part-Time	(0.0%)
0	Unavailable For Employment	(0.0%)
1	Unemployed & Searching	(16.7%)
0	Education Full-Time	(0.0%)
0	Education Full-Time/Employment Part-Time	(0.0%)

RESPONDING GRADUATES WORKING IN THEIR FIELD:

Average Salary \$32,000/yr. (\$32,000 - 32,000 range)

NUMBER OF POSITIONS	EMPLOYER	POSITION
1	Cranston Police Department	Police Officer
1	Electric Boat	Ship Builder
1	General Dynamics	Pipe Fitter
1	General Dynamics	Shipfitter
1	Veratec	Quality Manager

APPENDIX A

Programs & Concentrations

BUSINESS ADMINISTRATION

Accounting
General Business
Law Enforcement
Management
Real Estate

Management Certificate

CARDIO-RESPIRATORY CARE

CHEMICAL TECHNOLOGY

COMPUTER STUDIES

Computer Science
Computer Programming Certificate
Office Automation Certificate

DENTAL HEALTH

Dental Assistant Certificate
Dental Hygiene

ELECTRONICS

ENGINEERING

ENGINEERING TECHNOLOGY

Electronic Engineering Technology
Computer Engineering Technology
Mechanical Engineering Technology

FINE ARTS

Art
Drama
Jazz Studies
Music

FIRE SCIENCE

HUMAN SERVICES

Early Childhood
Education
Gerontology
Mental Health

Human Services continued

Social Work
Special Education
Substance Abuse
Activities Director Certificate

INSTRUMENTATION TECHNOLOGY

LIBERAL ARTS

General Studies
Labor Studies
Urban Affairs

MACHINE DESIGN

MACHINE PROCESSES

MEDICAL LABORATORY

TECHNOLOGY

NURSING

Associate Degree
Practical Nursing

OFFICE ADMINISTRATION

Administrative Assistant/Secretary
Legal Administrative
Assistant/Secretary
Medical Administrative
Secretary/Assistant
Office Administration Certificate
Medical Transcription Certificate

PHLEBOTOMY

RADIOGRAPHY

RETAIL MANAGEMENT

Fashion Merchandising
Mass Merchandising

SCIENCE

TECHNICAL STUDIES

APPENDIX B

CAREER PLACEMENT SURVEY OF THE CLASS 1990

1. Which statement BEST describes what you are doing? (Check one)

- ☐ Employed Full-Time
- ☐ Employed Full-Time & Education Part-Time
- ☐ Employed Part-Time
- ☐ Unavailable for Employment
- ☐ Unemployed and Searching for a job.
- ☐ Education Full-Time
- ☐ Education Full-Time & Employed Part-Time

Please answer only those questions that apply. (Please print)

2. IF working, employed by _____

Position _____ How long _____

3. Is this position related to your program of study at CCRI?

YES NO

4. Were you in this position before you began your studies at CCRI?

YES NO

5. Salary - Hourly \$ _____ Weekly \$ _____ Yearly \$ _____

6. How many hours a week do you work? _____

7. Is this position characteristic of your current career goals?

YES NO

8. IF you are continuing your education FULL-TIME, what school are you attending and what is your major?

College _____

Major _____

APPENDIX C

COMPARISON BETWEEN 1988, 1989 & 1990 GRADUATES

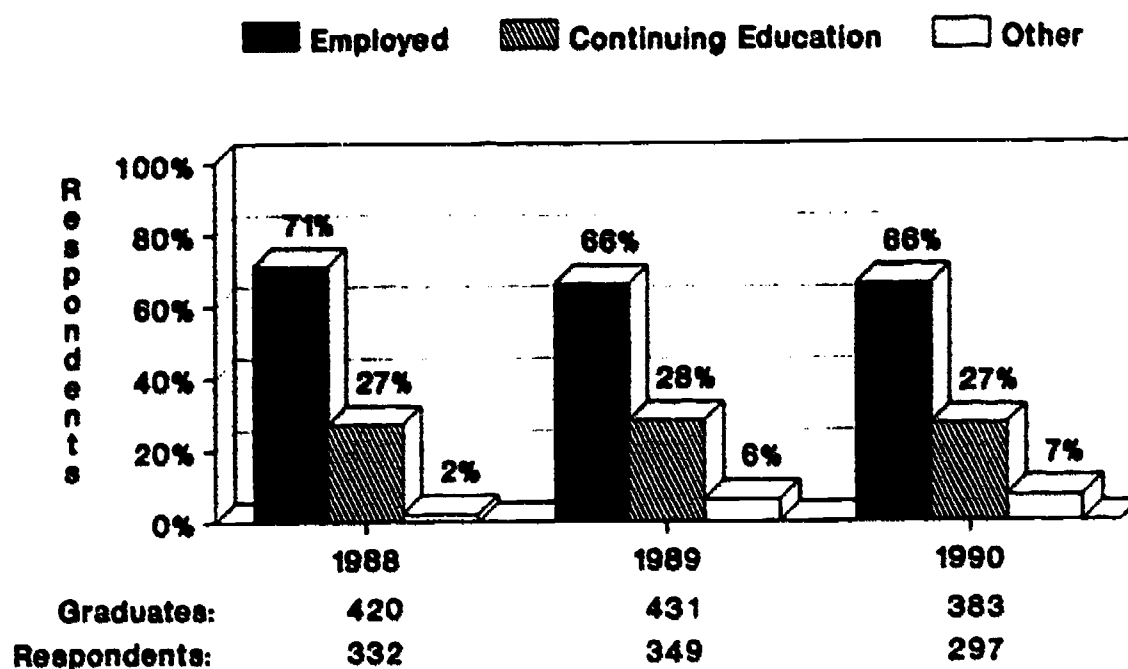
Summary of Graduates

	1988	1989	1990	1988	1989	1990
.....						
STATUS OF GRADUATES	NUMBER			PERCENT		
Employed full-time	448	459	430	45.6%	47.1%	43.3%
Employed full-time/ed. pt.	141	127	116	14.3%	13.0%	11.7%
Employed part-time	90	80	101	9.2%	8.2%	10.2%
Unavailable for employment	9	24	19	.9%	2.5%	1.9%
Unemployed & searching	24	22	29	2.4%	2.3%	2.9%
Education full-time	131	145	161	13.3%	14.9%	16.2%
Education full-time/employed pt.	140	118	137	14.2%	12.1%	13.8%
TOTAL RESPONSES	983	975	993	100.0%	100.0%	100.0%
ATTENDING SCHOOL FULL-TIME	NUMBER			PERCENT		
Bryant College	32	27	17	11.8%	10.3%	5.7%
Community College of Rhode Island	26	17	28	9.6%	6.5%	9.4%
Johnson & Wales University	1	8	4	0.4%	3.1%	1.3%
Northeastern University	4	1	2	1.5%	0.4%	0.7%
Providence College	3	3	5	1.1%	1.1%	1.7%
Rhode Island College	119	127	149	43.8%	48.5%	50.2%
Rhode Island School of Design	0	0	0	0.0%	0.0%	0.0%
Roger Williams College	4	6	4	1.5%	2.3%	1.3%
Salve Regina College	1	2	2	0.4%	0.8%	0.7%
UMASS Dartmouth	8	4	2	2.9%	1.5%	0.7%
University of Rhode Island	39	33	48	14.3%	12.6%	16.2%
Other In-State	5	7	3	1.8%	2.7%	1.0%
Other Out-of-State	30	27	33	11.0%	10.3%	11.1%
TOTAL RESPONSES	272	262	297	100.0%	100.0%	100.0%

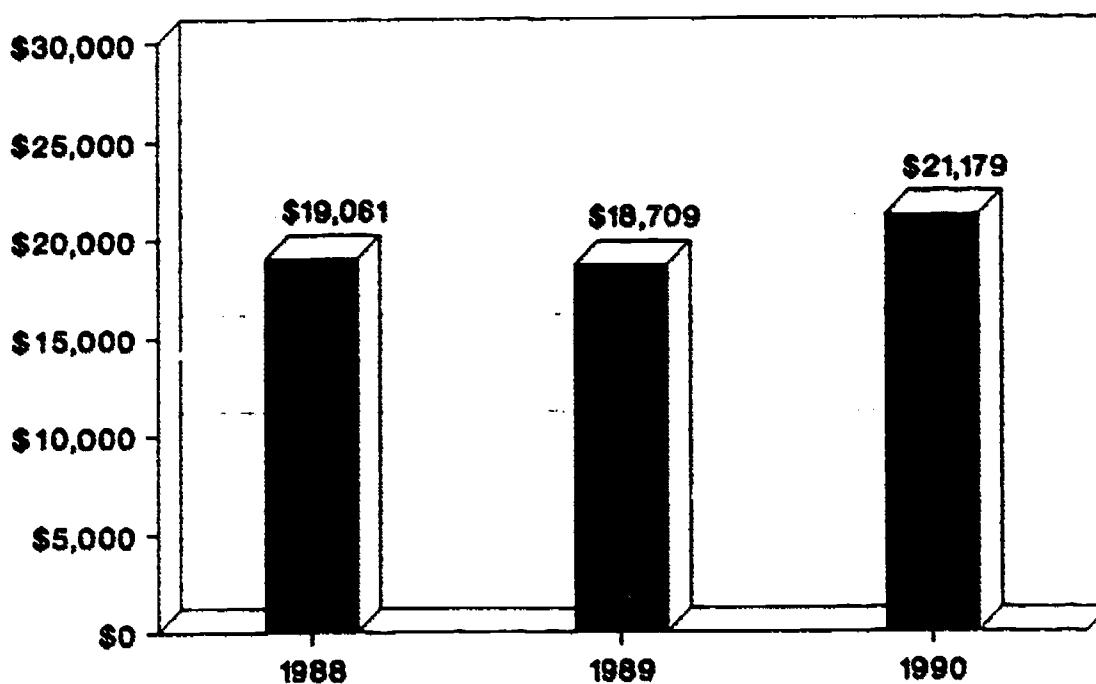
APPENDIX D

Business & Commerce

Placement & Transfer



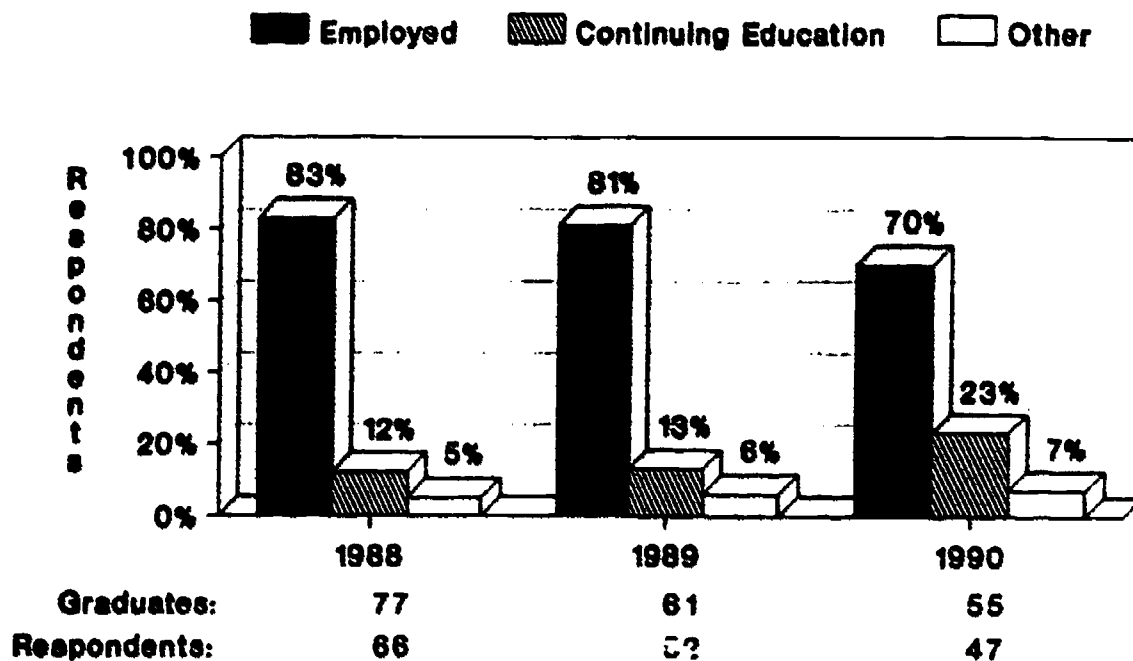
Average Salaries



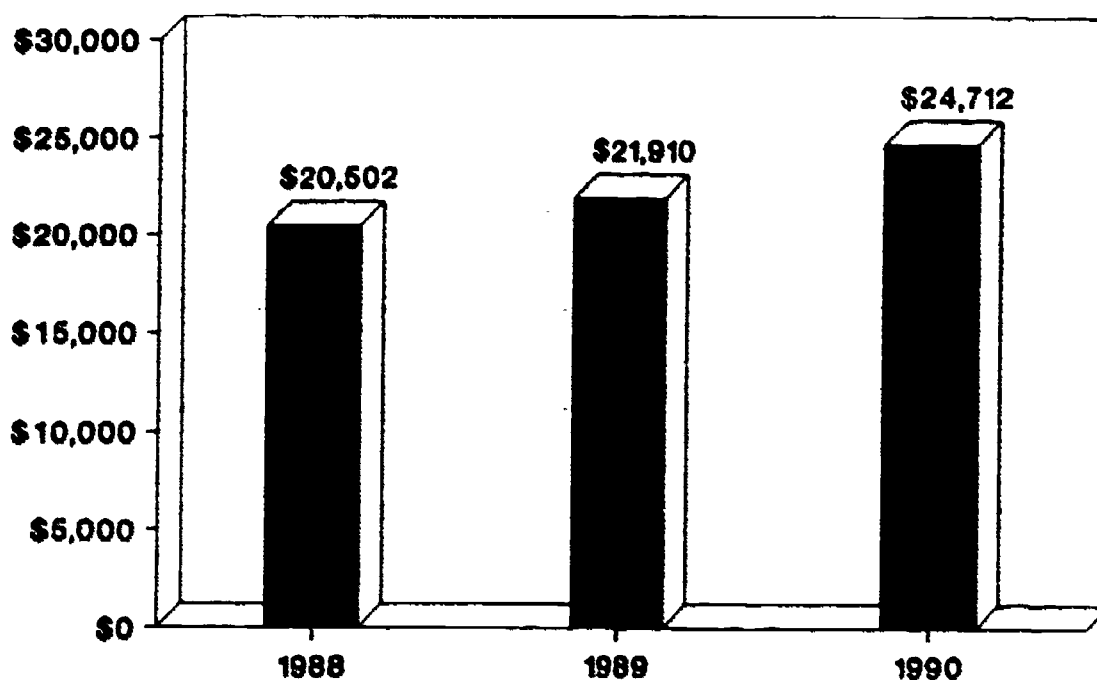
COMPRISED OF: BUSINESS ADMINISTRATION, RETAIL MANAGEMENT, OFFICE STUDIES

Computer Studies

Placement & Transfer



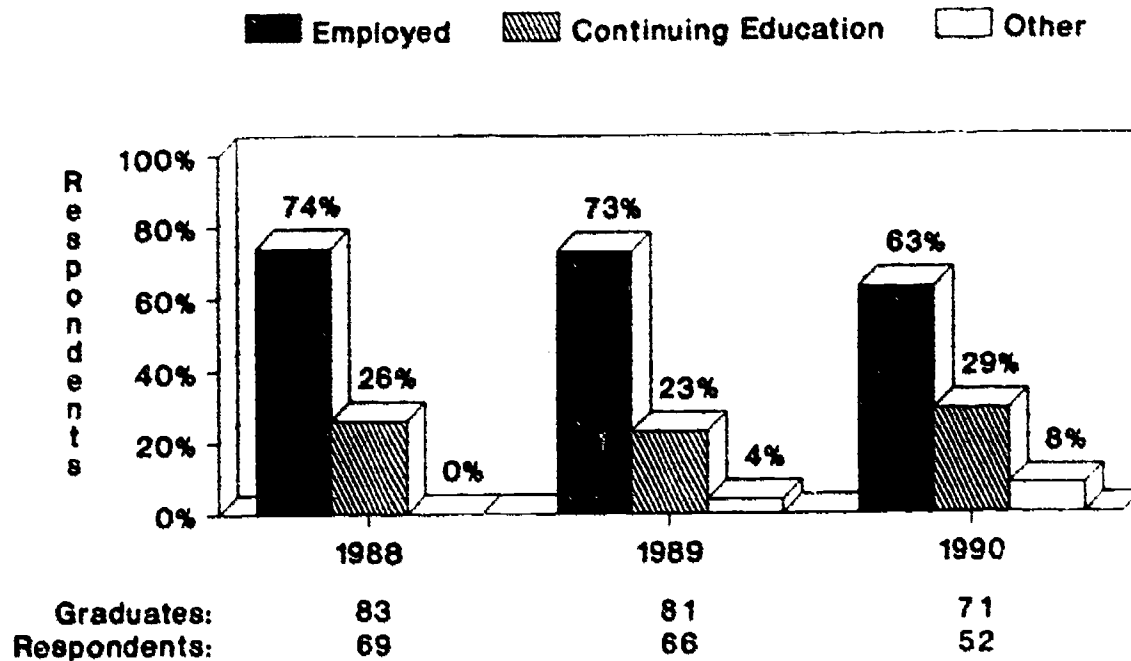
Average Salaries



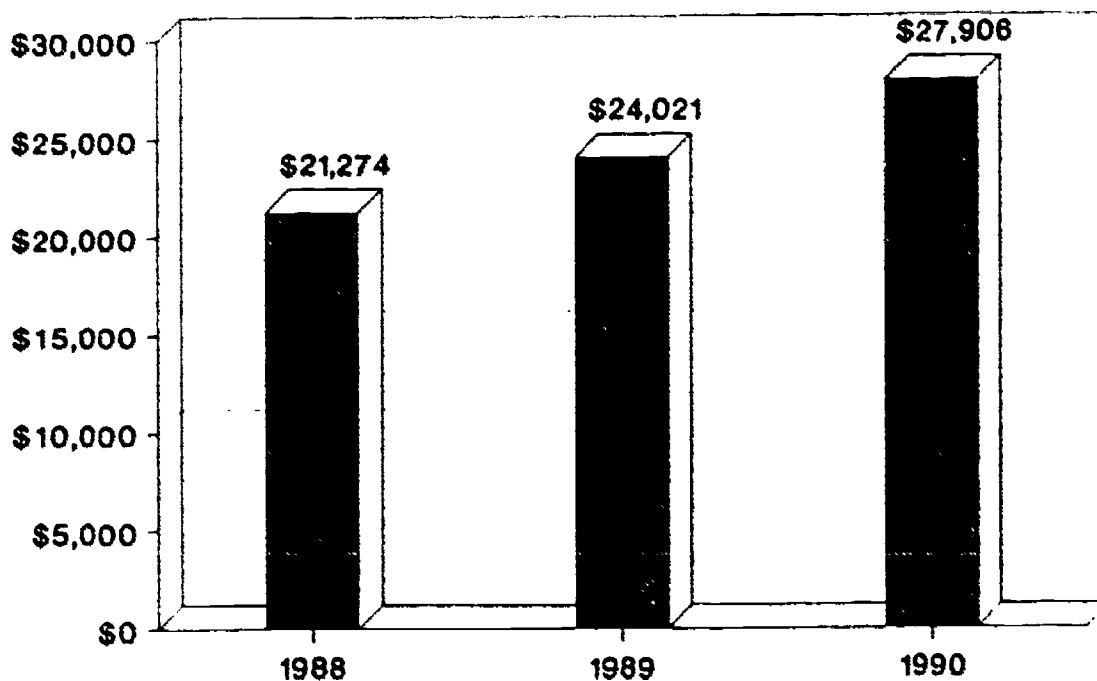
COMPRISED OF: COMPUTER OPERATIONS, COMPUTER PROGRAMMING CERTIFICATE, COMPUTER PROGRAMMING, OFFICE AUTOMATION CERTIFICATE

Engineering & Technologies

Placement & Transfer



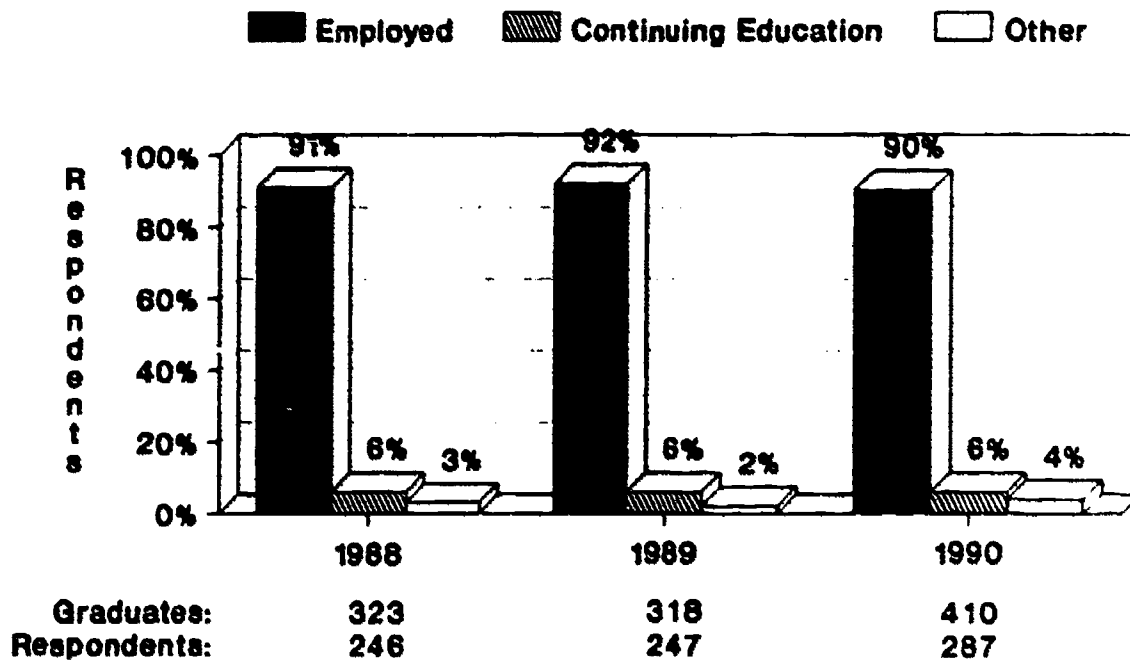
Average Salaries



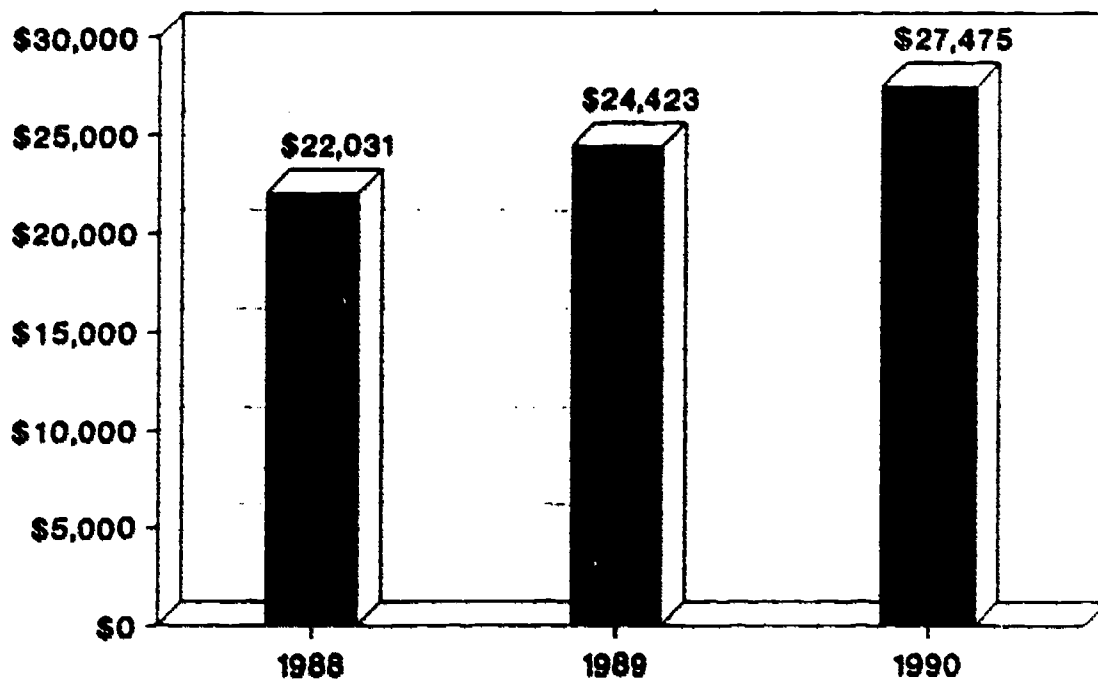
COMPRISED OF: CHEMICAL TECHNOLOGY, ENGINEERING, ELECTRONIC ENGINEERING TECHNOLOGY, ELECTRONICS, INSTRUMENTATION TECHNOLOGY, MACHINE DESIGN, MACHINE PROCESSES, MECHANICAL ENGINEERING TECHNOLOGY, TECHNICAL STUDIES

Health & Paramedical

Placement & Transfer



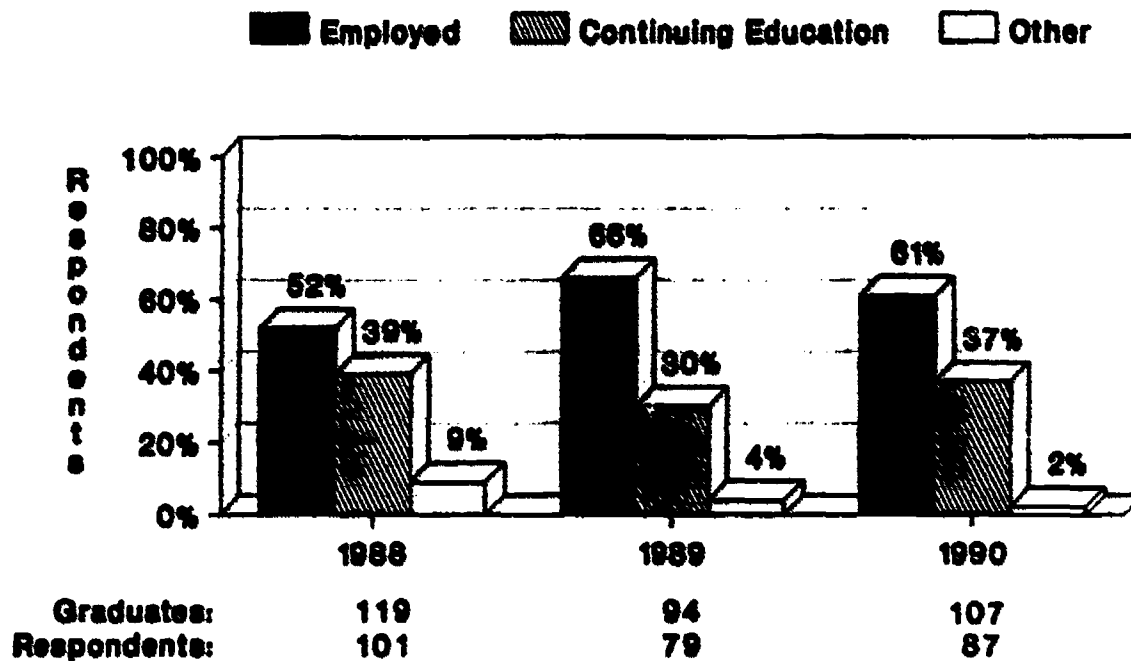
Average Salaries



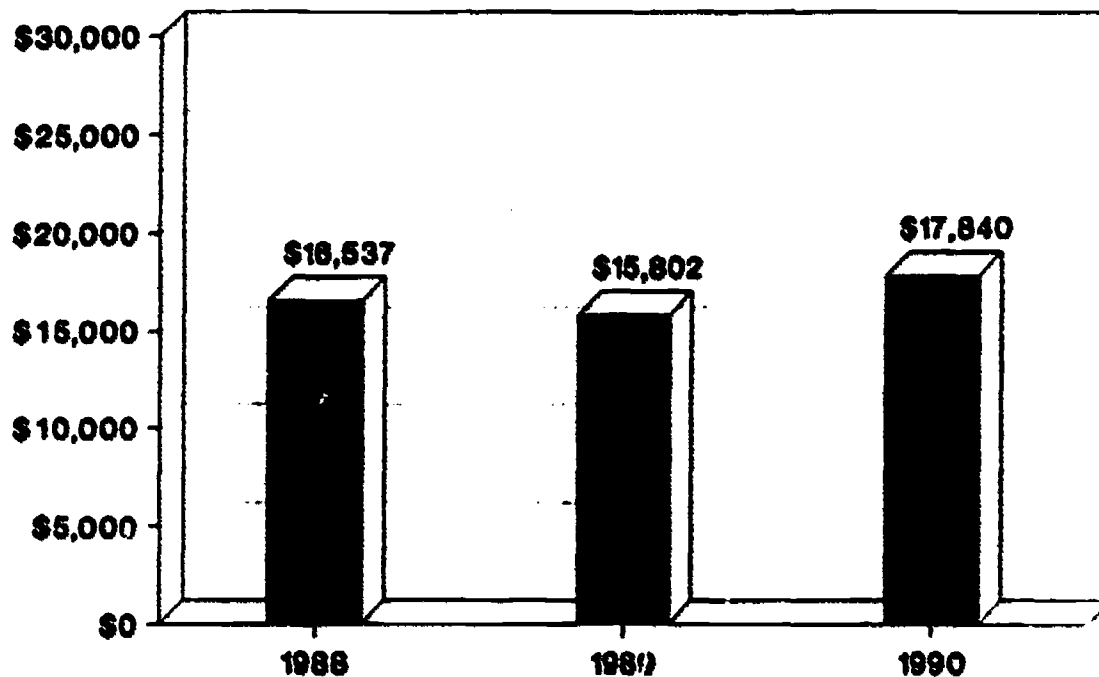
COMPRISED OF: DENTAL ASSISTANT, DENTAL HYGIENE, MEDICAL LABORATORY TECHNICIAN, RADIOGRAPHY, NURSING ADN, NURSING LPN, CARDIO-RESPIRATORY CARE, PHLEBOTOMY

Public Service Tech.

Placement & Transfer



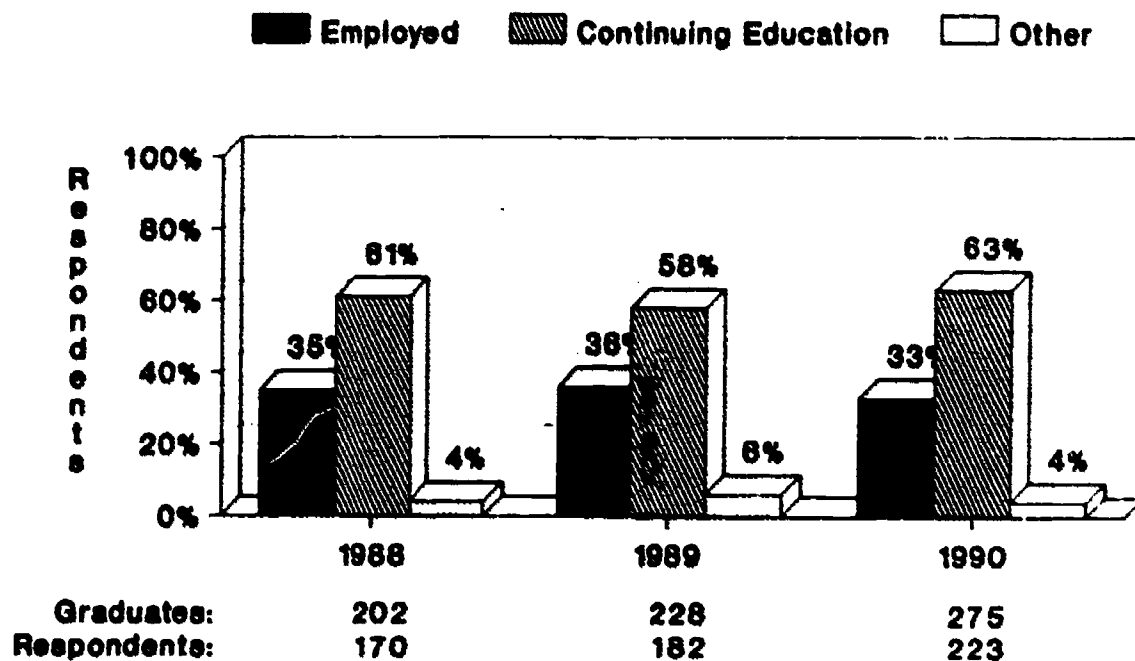
Average Salaries



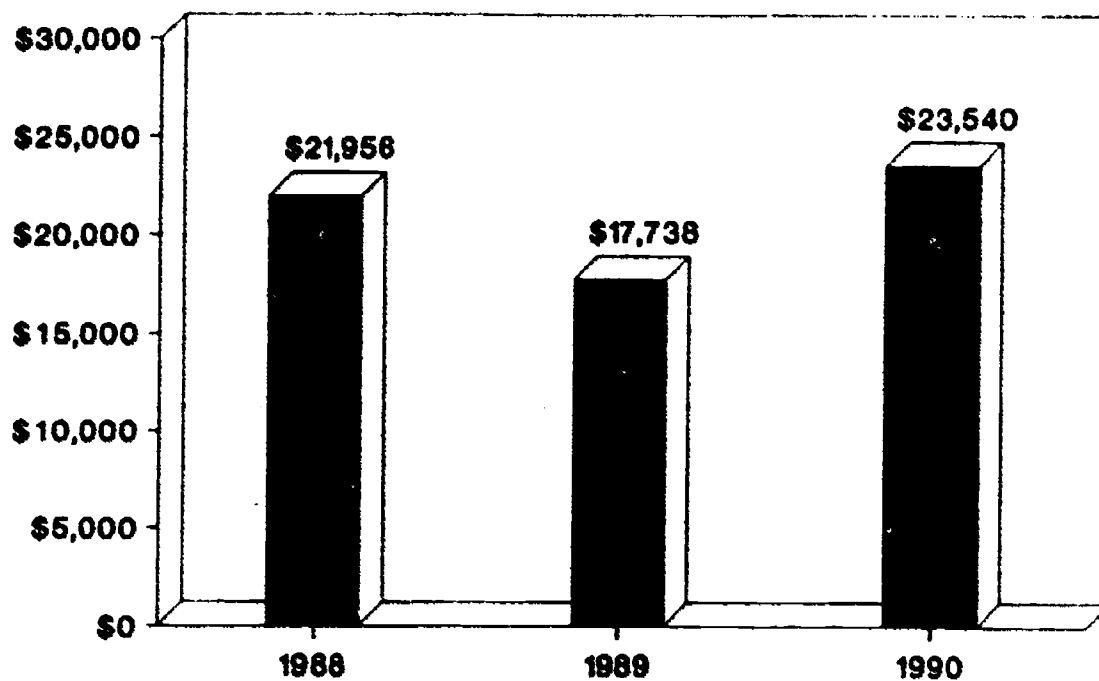
COMPRISED OF: FIRE SCIENCE, HUMAN SERVICES

General Programs

Placement & Transfer



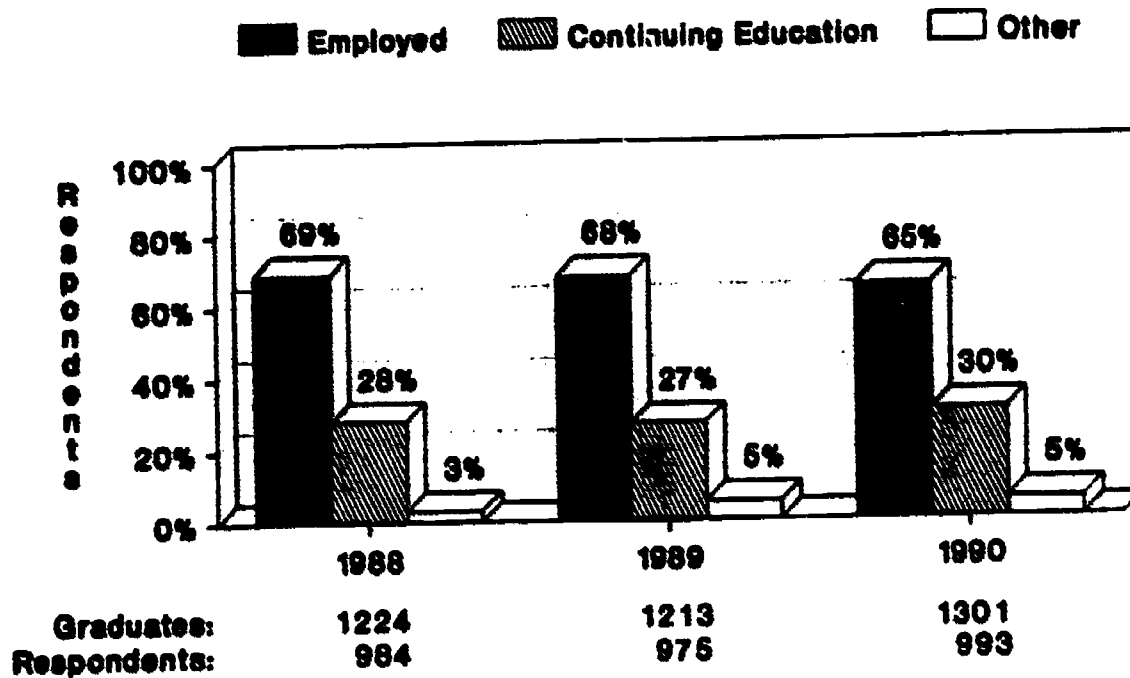
Average Salaries



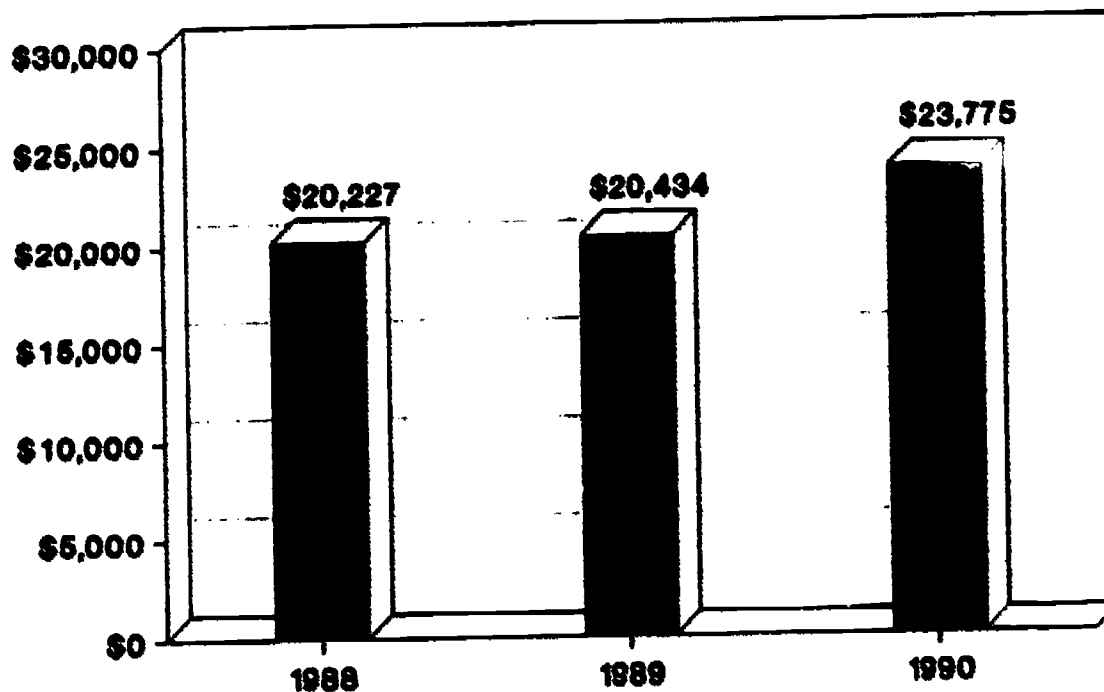
COMPRISED OF: FINE ARTS, LIBERAL ARTS, SCIENCE

Combined Programs

Placement & Transfer



Average Salaries



COMPRISED OF: ALL PROGRAMS OF STUDY

ERIC Clearinghouse for
Junior Colleges

D-7

FEB 07 1992