

## DOCUMENT RESUME

ED 187 368

JC 800 284

AUTHOR Gold, Ben K.  
TITLE Some Characteristics and Opinions of LACC Entering Students Fall, 1979: A Report on Responses to the A.C.E. 1979 Student Information Form. Research Study Number 80-6.  
INSTITUTION Los Angeles City Coll., Calif.  
PUB DATE May 80  
NOTE 30p.; The survey instrument is copyrighted and is therefore not available  
EDRS PRICE MF01/PC02 Plus Postage.  
DESCRIPTORS Academic Achievement; \*College Freshmen; \*Community Colleges; Comparative Analysis; Educational Background; Educational Needs; \*Ethnic Groups; Full Time Students; Local Norms; National Norms; Parent Financial Contribution; Political Attitudes; Religion; Social Values; \*Student Attitudes; \*Student Characteristics; Student Educational Objectives; Student Financial Aid; Two Year Colleges; \*Two Year College Students

## ABSTRACT

As part of a nationwide study coordinated by the American Council on Education, Los Angeles City College (LACC) conducted a survey of incoming Fall 1979 students to determine their characteristics and opinions. Data collected from 788 students were compared with nationwide findings and with results of similar surveys conducted annually since 1970. Results indicate that 313 respondents (40%) had taken college work previously and that 111 (14%) were not full-time students. Major findings concerning the remaining 364 full-time, first-time entering freshmen reveal that 55.2% were women and that 80% were members of a minority group (compared to 12% nationwide). Opinion questions demonstrated that the LACC freshmen were more conservative than their counterparts of ten years ago; the percent who agreed that grades should be abolished dropped consistently from 42% in 1970 to 17% in 1979, while the percent that agreed that there is too much concern in the courts for the rights of criminals increased from 45% in 1970 to 55% in 1979. Two-thirds of the LACC freshmen expected no financial aid from their parents, compared to about 40% nationally. Three-quarters indicated that the objective "to be very well off financially" was essential, the highest percentage of students to indicate so in years. LACC findings are compared with nationwide results and LACC data are presented for each year since 1970. (JP)

\*\*\*\*\*  
\* Reproductions supplied by EDRS are the best that can be made \*  
\* from the original document. \*  
\*\*\*\*\*

ED187368

LOS ANGELES CITY COLLEGE

"SOME CHARACTERISTICS AND OPINIONS OF LACC ENTERING STUDENTS FALL, 1979:  
A REPORT ON RESPONSES TO THE A.C.E. 1979 STUDENT INFORMATION FORM"

Research Study #80-6

U.S. DEPARTMENT OF HEALTH  
EDUCATION & WELFARE  
NATIONAL INSTITUTE OF  
EDUCATION

THIS DOCUMENT HAS BEEN REPRODUCED EXACTLY AS RECEIVED FROM THE PERSON OR ORGANIZATION ORIGINATING IT. POINTS OF VIEW OR OPINIONS STATED DO NOT NECESSARILY REPRESENT OFFICIAL NATIONAL INSTITUTE OF EDUCATION POSITION OR POLICY.

"PERMISSION TO REPRODUCE THIS  
MATERIAL HAS BEEN GRANTED BY

Ben Gold

TO THE EDUCATIONAL RESOURCES  
INFORMATION CENTER (ERIC)."

Ben K. Gold  
Research Office  
May 1980

JC 800 284

"SOME CHARACTERISTICS AND OPINIONS OF LACC ENTERING STUDENTS FALL, 1979:  
A REPORT ON RESPONSES TO THE A.C.E. 1979 STUDENT INFORMATION FORM"

PURPOSE OF THE STUDY

Accepting an invitation, for the tenth successive year, from the American Council on Education, Los Angeles City College agreed to administer to incoming students the "1979 Student Information Form," prepared by the A.C.E. This study reports on the analysis of student responses to that instrument, and compares responses with other two year college entrants nationwide and with previous LACC entrants.

PROCEDURE OF THE STUDY

The A.C.E. Research Office forwarded to LACC 2000 copies of their "1978 Student Information Form\*", which were issued to students taking the Guidance Examination. Students were invited to complete the form if they so desired and were encouraged to do so with the observation that it permitted them the opportunity to express opinions about current issues and that the information would permit us to compare some of their characteristics and attitudes with other students throughout the country. Completed forms were then returned to the A.C.E., where tallies and analysis were performed by them. The nationwide analysis by A.C.E. is available in their document "The American Freshman: National Norms for Fall 1979," a copy of which is available in the LACC Research Office. Computer printouts of the LACC data were furnished by the A.C.E. These data form the basis for the findings of the next section.

\*Copy appended; also appended is a copy of the UCLA news release on the findings of the project.

## FINDINGS

788 students completed the questionnaire. Of these, 313 students (40%) indicated they had taken college work previously, and 111 (14%) indicated they were not full-time students. Analysis of responses in this study is limited to the remaining 364 full-time entering freshmen. Table 1 indicates numbers of respondents in the various categories over the ten year period.

Table 2 summarizes the responses to the various items on the questionnaire. Included are responses of the 1979 LACC entrants, 1979 National Norms for full-time first-time freshmen at two-year colleges, and responses of LACC full-time first-time students entering in each of the past nine fall semesters. Figure 1 indicates percentage distribution of respondents in the various categories over the ten year period. Figures 2 through 7 present graphically selected items which appear to indicate significant trends.

**TABLE 1 - Numbers and Percents of LACC Entering Students Completing  
A.C.E. Student Information Form, 1970-1979**

	Total	1st Time Fresh.	%	Part- Time	%	Trans.	%
1979	788	364	46.2	111	14.0	313	39.7
1978	1066	505	47.4	144	13.5	417	39.1
1977	1509	742	49.2	182	12.1	585	38.8
1976	1739	913	52.5	215	12.4	611	35.1
1975	1579	868	55.0	240	15.2	471	29.8
1974	1896	1102	58.1	234	12.3	560	29.5
1973	2818	1661	58.9	400	14.2	757	26.9
1972	3307	2051	62.0	426	12.9	830	25.1
1971	2615	2086	(FT & PT Combined)			529	20.2
1970	3949	3193	(FT & PT Combined)			756	19.1

TABLE 2 - SUMMARY OF RESPONSES TO A.C.E. STUDENT INFORMATION FORM, 1970-1979 (figures in percent)

ITEM	Los Angeles City College										National Norms 2 Year Colleges Fall '79
	New Full Time Students										
	F'79	F'78	F'77	F'76	F'75	F'74	F'73	F'72	F'71	F'70	
Number of Respondents	364	505	742	913	868	1102	1661	2051	2086	3193	628,926
1. PERCENT MALE	44.8	40.4	39.6	41.2	43.3	42.7	47.0	49.8	49.4	48.9	49.7
2. AGE BY DECEMBER 31											
Below 18	7.8	5.9	7.5	8.5	8.2	8.5	10.7	8.6	10.4	11.6	2.9
18	40.8	38.8	44.3	41.9	47.9	49.8	49.5	49.3	44.3	47.3	70.7
19	18.2	21.6	15.8	19.8	19.2	19.1	16.7	15.7	17.0	14.1	17.6
20	7.5	7.8	6.3	8.2	5.7	4.9	5.8	5.2	5.2	4.6	3.1
21	2.9	4.3	4.2	3.4	3.7	2.6	3.0	3.7	3.1	3.7	1.3
22-25	11.8	8.7	9.9	8.8	7.0	7.3	7.1	8.1	10.6	10.0	2.3
Above 25	10.9	12.9	12.0	9.5	8.4	8.0	7.3	9.4	9.4	8.5	2.1
Median Age	19.1	19.3	18.9	19.0	18.7	18.6	18.5	18.6	18.1	18.2	18.1
3. RACIAL BACKGROUND											
White/Caucasian	18.7	22.0	19.1	21.8	25.1	26.1	28.3	33.7	36.7	45.0	88.1
Blk/Neg/Afro Amer.	36.4	36.1	39.1	41.3	39.8	31.3	38.9	34.2	34.2	37.0	6.7
American Indian	1.7	1.6	1.8	1.4	1.4	1.6	1.8	1.3	1.8	0.9	1.1
Oriental	23.5	18.0	16.6	14.6	16.5	20.6	13.9	12.6	11.1	11.1	1.5
Mex Amer/Chicano	12.9	13.3	12.3	12.5	12.3	13.7	11.9	13.0	11.3	N/A	1.7
Puerto Rican-Amer	1.7	1.4	1.3	1.1	1.0	1.2	1.0	0.4	0.7	N/A	1.0
Other	6.8	11.2	13.2	10.8	8.1	10.3	8.4	8.6	8.0	6.1	2.4
4. MARITAL STATUS											
Not Presently Married	93.4	90.0	91.9	93.2	91.8	92.0	93.7	90.0	89.9	N/A	97.4
5. VETERAN											
Yes	7.4	5.8	7.8	4.9	7.1	6.5	11.0	6.4	7.0	9.0	2.2

Continued on next page

ITEM	Los Angeles City College										National Norms 2 Year Colleges Fall '79
	New Full Time Students										
	F'79	F'78	F'77	F'76	F'75	F'74	F'73	F'72	F'71	F'70	
6. PHYSICALLY HANDICAPPED											
Yes	1.3	3.5	N/A	N/A	N/A	N/A	N/A	N/A	N/A	N/A	N/A
7. MILES FROM HOME TO CAMPUS											
5 or less	37.9	43.9	38.9	34.4	31.6	N/A	37.5	N/A	N/A	N/A	19.7
6-10	40.7	36.6	26.8	32.4	37.7	N/A	34.5	N/A	N/A	N/A	23.0
11-50	18.9	16.5	18.6	20.5	24.3	N/A	19.6	N/A	N/A	N/A	33.2
51-100	0.9	1.5	3.4	2.7	2.5	N/A	1.6	N/A	N/A	N/A	10.1
101-500	0.6	0.6	2.1	1.7	1.5	N/A	1.3	N/A	N/A	N/A	12.6
More than 500	0.9	0.9	10.3	8.4	6.6	N/A	5.4	N/A	N/A	N/A	1.4
Median no. of miles	7	6	6	7	8	N/A	7	N/A	N/A	N/A	20
8 YEAR GRAD. FROM H.S.											
Current year	63.1	63.2	71.0	72.2	76.7	76.7	75.1	N/A	N/A	N/A	88.2
One year ago	8.2	8.6	4.8	7.1	4.8	6.9	6.0	N/A	N/A	N/A	4.7
Two years ago	5.5	4.6	3.6	3.4	2.8	2.9	2.8	N/A	N/A	N/A	1.6
three or more yrs. ago	12.8	13.2	12.7	8.7	9.4	8.2	9.1	N/A	N/A	N/A	3.4
H.S. Equiv. (GED Test)	4.0	2.9	2.6	2.9	2.4	2.3	1.8	N/A	N/A	N/A	1.5
Never Completed H.S.	6.4	7.5	5.3	5.7	5.4	3.1	5.1	N/A	N/A	N/A	0.7
9. HIGH SCHOOL PROGRAM											
College Preparatory	73.8	63.4	63.6	N/A	N/A	N/A	N/A	N/A	N/A	N/A	78.5
Other	26.2	36.6	36.4	N/A	N/A	N/A	N/A	N/A	N/A	N/A	21.5
10. AVERAGE GRADE IN H.S.											
A or A+	1.2	4.1	1.7	3.0	2.1	2.0	2.1	0.9	2.2	1.3	4.1
A-	4.2	4.8	3.2	4.7	2.1	3.5	2.6	3.5	3.2	3.4	7.0
B+	15.1	14.0	13.4	13.1	12.2	13.0	11.8	10.4	9.4	9.6	17.3
B	24.3	24.4	22.0	20.8	22.9	20.0	18.2	20.3	18.0	20.3	30.0
B-	13.6	13.0	16.3	12.1	18.1	16.3	19.9	16.1	19.8	18.2	16.4
C+	20.5	20.7	21.8	25.7	20.6	24.2	22.1	25.4	26.2	25.8	15.1

Continued on next page

ITEM	Los Angeles City College										National Norms 2 Year Colleges Fall '79
	New Full Time Students										
	F'79	F'78	F'77	F'76	F'75	F'74	F'73	F'72	F'71	F'70	
10. Continued											
C	19.9	17.4	20.5	20.1	21.0	20.1	22.3	22.1	19.9	19.8	9.6
D	1.2	1.7	1.2	0.6	1.1	0.9	1.1	1.4	1.3	1.7	0.5
Grade Point Average	2.68	2.73	2.65	2.68	2.64	2.65	2.62	2.59	2.60	2.60	2.87
- - - - -	- - - - -	- - - - -	- - - - -	- - - - -	- - - - -	- - - - -	- - - - -	- - - - -	- - - - -	- - - - -	- - - - -
11. HIGHEST DEGREE PLANNED											
None	5.9	4.6	5.5	7.2	5.3	9.5	6.1	9.8	13.4	4.2	2.9
AA or equivalent	9.9	13.4	10.4	14.6	16.7	13.5	9.4	14.1	16.3	15.6	16.4
Bachelors (BA or BS)	27.7	25.0	24.3	27.3	25.0	29.1	28.7	28.9	27.1	31.9	40.3
Masters (MA or MS)	35.1	35.6	30.9	28.7	24.8	25.8	31.9	26.8	24.0	27.6	26.7
Ph.D or Ed.D	9.9	7.0	9.4	7.2	11.2	10.4	11.0	7.1	9.3	10.2	4.9
LL.B or J.D. (Law)	3.5	6.3	4.5	2.8	3.3	2.6	3.4	6.0	3.3	3.4	2.9
MD, DO, DDS, DVM	4.0	3.2	7.5	4.8	6.3	6.6	6.2	2.9	2.1	2.3	1.8
BD or M DIV (Divinity)	0.0	2.1	1.5	2.0	1.5	0.4	0.9	0.6	0.3	0.5	0.7
Other	4.0	2.8	6.0	5.4	5.9	2.2	2.3	3.8	4.1	4.3	3.2
- - - - -	- - - - -	- - - - -	- - - - -	- - - - -	- - - - -	- - - - -	- - - - -	- - - - -	- - - - -	- - - - -	- - - - -
12. REASONS NOTED AS VERY IMPORTANT IN SELECTING THIS COLLEGE											
Relatives wanted me to come	4.5	12.2	11.8	11.4	9.8	12.5	18.1	7.9	6.5	N/A	5.7
Teacher advised me	7.2	9.4	9.0	8.4	11.2	12.3	11.1	N/A	N/A	N/A	4.0
Has good academic rep.	40.8	44.9	41.0	7.1	42.2	44.9	42.8	36.7	24.3	N/A	36.3
Offered Financial Asst.	7.0	11.5	12.0	8.1	11.2	16.0	13.5	7.9	N/A	N/A	12.0
Not accepted elsewhere	2.8	4.2	5.7	4.5	N/A	N/A	N/A	N/A	N/A	N/A	4.1
Advice of someone who attended	16.3	19.7	20.9	20.3	19.9	22.4	21.1	19.8	18.4	N/A	13.5
Offers special ed. programs	35.1	41.4	43.4	31.1	40.3	42.0	40.6	34.2	37.8	N/A	23.1
Has low tuition	32.9	29.8	28.6	20.1	35.0	39.2	37.6	25.6	22.7	N/A	22.9
Advice of Guid. Couns.	9.9	10.9	12.7	11.6	12.7	15.5	13.7	8.6	8.3	N/A	8.6
Wanted to live at home	16.9	18.1	20.7	16.8	23.8	21.1	23.3	20.2	18.9	N/A	18.5
Friend Suggested Attend	14.7	16.9	11.9	12.7	12.4	N/A	N/A	N/A	N/A	N/A	7.0
College's Rep. recruit	4.3	6.4	4.6	6.4	4.3	N/A	N/A	N/A	N/A	N/A	3.1
- - - - -	- - - - -	- - - - -	- - - - -	- - - - -	- - - - -	- - - - -	- - - - -	- - - - -	- - - - -	- - - - -	- - - - -



ITEM	Los Angeles City College										National Norms 2 Year Colleges Fall '78
	New Full Time Students										
	F'79	F'78	F'77	F'76	F'75	F'74	F'73	F'72	F'71	F'70	
13. NEED REMEDIAL WORK IN											
English	30.2	33.3	31.7	N/A	N/A	N/A	N/A	N/A	N/A	N/A	12.8
Reading	10.4	20.8	12.9	N/A	N/A	N/A	N/A	N/A	N/A	N/A	5.4
Mathematics	37.1	45.3	43.4	N/A	N/A	N/A	N/A	N/A	N/A	N/A	22.0
Social Studies	9.3	18.4	9.7	N/A	N/A	N/A	N/A	N/A	N/A	N/A	3.1
Science	17.3	26.5	18.5	N/A	N/A	N/A	N/A	N/A	N/A	N/A	8.3
Foreign Language	18.4	32.5	24.5	N/A	N/A	N/A	N/A	N/A	N/A	N/A	7.3
- - - - -	-	-	-	-	-	-	-	-	-	-	-
14. ESTIMATED PARENTAL INCOME											
Less than \$ 3,000	23.8	12.8	20.9	18.0	18.5	17.8	16.0	16.5	N/A	N/A	5.1
3,000      3,999		12.4	10.0	9.3	8.7	12.9	10.4	12.9	19.8	18.9	
4,000      5,999	11.3	10.9	11.8	16.1	14.9	12.3	15.3	14.5	17.3	17.1	4.8
6,000      7,999	5.4	10.5	10.2	10.0	11.2	9.4	13.1	12.3	15.6	14.8	4.8
8,000      9,999	7.7	9.8	9.8	8.7	7.5	12.5	10.4	10.2	11.5	11.7	5.0
10,000     12,999	16.1	12.0	12.7	11.7	13.0	13.3	12.7	11.4	12.4	12.4	9.6
13,000     14,999	8.3	9.4	6.9	7.8	6.2	5.9	7.5	8.2	8.1	8.6	8.7
15,000     19,999	8.9	11.3	7.3	8.9	7.6	8.1	7.1	5.6	6.7	7.0	16.1
20,000     24,999	8.9	3.0	4.0	5.1	4.1	4.2	2.9	3.7	4.5	2.8	17.3
25,000     29,999	1.8	1.9	4.3	2.3	2.1	0.8	1.0	1.2	1.4	1.6	9.3
30,000     34,999	3.0	2.6	1.1	1.1	0.4	1.3	1.1	1.0	1.0	1.8	2.0
35,000     39,999	0.0	1.1	1.1	0.0	1.4	0.5	0.9	0.9	0.4	0.8	1.3
40,000     49,999	2.4	0.8	1.6	0.8	2.5	0.6	0.4	0.7	1.3	1.8	2.0
50,000 or more	2.4	1.5	1.3	0.2	2.0	1.4	1.4	0.8	N/A	N/A	4.6
Median Income	10,300	8,700	7,400	7,300	7,400	7,700	7,300	7,000	7,700	7,900	13,900
- - - - -	-	-	-	-	-	-	-	-	-	-	-
15. SOURCE FOR EDUC. EXPENSES											
Parental Aid											
None	65.9	66.7	N/A	N/A	N/A	N/A	N/A	N/A	N/A	N/A	42.0
1 - 499	20.9	22.2	N/A	N/A	N/A	N/A	N/A	N/A	N/A	N/A	28.0
500 - 999	7.7	6.3	N/A	N/A	N/A	N/A	N/A	N/A	N/A	N/A	11.1
1,000 - 1,499	2.7	1.0	N/A	N/A	N/A	N/A	N/A	N/A	N/A	N/A	6.9
1,500 - 2,000	0.8	0.8	N/A	N/A	N/A	N/A	N/A	N/A	N/A	N/A	4.0
Over 2,000	1.9	3.0	N/A	N/A	N/A	N/A	N/A	N/A	N/A	N/A	8.0

Continued on next page

ITEM	Los Angeles City College										National Norms 2 Year Colleges Fall '79
	New Full Time Students										
	F'79	F'78	F'77	F'76	F'75	F'74	F'73	F'72	F'71	F'70	
16. POLITICAL ORIENTATION											
Far Left	5.3	4.6	6.3	5.7	5.4	4.8	4.0	3.4	5.0	6.2	2.5
Liberal	22.9	26.3	25.2	25.2	30.7	27.8	37.1	37.5	38.5	35.1	20.6
Middle of the Road	47.3	46.4	50.6	53.1	45.2	51.0	45.4	44.3	41.2	43.4	61.0
Conservative	20.7	19.1	14.4	12.8	15.3	14.0	11.9	12.6	13.8	13.1	14.9
Far Right	3.7	3.6	3.6	3.3	3.4	2.3	1.6	2.3	1.4	2.2	1.1
- - - - -	-	-	-	-	-	-	-	-	-	-	-
17. CURRENT RELIGIOUS PREF.											
Protestant	12.2	35.2	39.5	34.3	34.6	34.2	34.9	14.8	18.3	N/A	27.0
Jewish	4.1	4.4	2.1	3.8	2.5	3.5	4.4	5.1	6.3	N/A	2.9
Roman Catholic	34.0	30.8	29.8	29.9	32.4	33.4	30.6	30.1	27.9	N/A	45.0
Other Religion	32.7	15.2	14.2	13.4	11.5	9.6	11.3	27.4	23.7	N/A	17.7
None	17.0	14.4	14.4	18.8	17.1	18.2	18.9	22.6	23.8	N/A	7.5
- - - - -	-	-	-	-	-	-	-	-	-	-	-
18. ARE YOU A REBORN CHRISTIAN											
No	67.1	69.5	N/A	N/A	N/A	N/A	N/A	N/A	N/A	N/A	75.1
Yes	32.9	30.5	N/A	N/A	N/A	N/A	N/A	N/A	N/A	N/A	24.9
- - - - -	-	-	-	-	-	-	-	-	-	-	-
19. STUDENTS ESTIMATE CHANCE GOOD THAT THEY WILL:											
Change major field	2.7	6.5	9.7	12.2	17.5	8.0	9.8	N/A	N/A	N/A	9.0
Change career choice	4.2	6.1	6.9	14.3	13.3	11.0	9.5	N/A	N/A	N/A	8.5
Fail 1 or more courses	0.0	1.5	3.4	2.1	1.0	2.3	0.6	N/A	N/A	N/A	1.8
Graduate with honors	20.0	29.5	16.1	20.0	19.6	16.9	16.8	N/A	N/A	N/A	10.0
Be elected to student office	5.7	7.2	7.1	6.5	3.2	4.8	5.3	3.9	2.6	2.6	2.0
Get a job to pay college expenses	47.1	41.6	34.5	60.0	N/A	N/A	N/A	N/A	N/A	N/A	40.5
Join a social Frat or sorority	8.8	13.1	10.9	10.6	10.9	7.2	13.3	11.0	7.3	12.1	11.7
Live in Coed Dorm	2.9	6.0	1.9	10.0	6.5	6.1	4.8	N/A	N/A	N/A	16.4
Be elected to an honor society	7.8	8.5	1.9	2.5	7.7	2.5	8.9	6.6	6.2	2.6	4.5

Continued on next page

ITEM	Los Angeles City College										National Norms 2 Year Colleges Fall '79
	New Full Time Students										
	F'79	F'78	F'77	F'76	F'75	F'74	F'73	F'72	F'71	F'70	
19. Continued											
Make at least a B avg.	40.8	44.4	35.8	48.8	49.5	44.0	40.4	35.7	28.2	N/A	38.9
Need extra time to get degree	9.1	10.7	5.7	26.8	17.8	15.2	16.4	6.9	8.2	N/A	5.5
Need tutoring in some courses	18.5	25.0	15.1	34.1	12.0	N/A	N/A	N/A	N/A	N/A	12.7
Work an outside job	36.9	39.0	41.5	64.1	64.4	59.3	66.0	48.1	44.0	N/A	32.0
Seek vocational couns.	15.9	15.3	17.6	26.3	15.2	10.8	17.0	20.4	18.9	N/A	5.5
Seek individual couns.	1.6	12.1	5.9	10.8	5.6	7.3	7.3	7.0	7.2	N/A	3.9
Get a BA Degree	53.7	51.8	33.3	48.8	50.6	29.3	40.7	40.9	N/A	N/A	46.1
Participate in student protest	3.3	8.7	N/A	N/A	N/A	N/A	N/A	N/A	N/A	N/A	3.1
Drop out temporarily	1.6	3.7	5.7	10.3	8.8	3.7	2.2	7.7	1.1	1.2	1.4
Drop out permanently	0.0	3.6	5.9	10.3	3.3	1.3	6.1	2.2	0.7	0.9	1.2
Transfer to another college	17.7	27.4	3.9	20.5	18.7	11.1	13.1	12.4	13.2	15.2	15.1
Be satisfied w/college	32.3	48.1	54.0	55.8	36.4	46.2	55.3	50.4	47.3	57.3	49.5
Find job in pref. field	59.4	67.3	74.5	62.5	68.2	51.2	65.9	59.3	N/A	N/A	66.3
Marry while in college	8.3	8.1	4.8	9.8	9.6	4.2	6.0	N/A	N/A	N/A	4.8
Marry within 1 year after college	6.5	7.8	9.8	10.0	11.1	11.3	7.8	9.0	11.5	10.6	14.2
- - - - -	-	-	-	-	-	-	-	-	-	-	-
20. OBJECTIVES CONSIDERED TO BE ESSENTIAL											
Achieve in a perform- ing art	22.4	28.3	26.2	24.5	15.0	10.5	34.9	20.9	19.8	23.1	10.4
Be an authority in my field	73.8	72.2	60.3	67.3	62.6	48.1	62.5	67.8	67.8	70.0	70.1
Obtain recognition from college	53.1	60.9	38.1	59.2	42.5	29.7	N/A	N/A	N/A	N/A	49.0
Influence political structure	19.1	15.7	17.7	32.7	11.8	15.0	15.9	14.9	15.2	19.9	12.6
Influence social val.	34.8	41.9	32.8	53.1	33.3	27.3	30.5	32.6	32.6	37.3	28.8
Raise a family	47.4	50.0	58.7	50.0	56.7	42.6	43.7	55.6	50.9	58.8	63.9
Have admin. respons.	46.0	48.9	36.1	58.7	39.2	25.8	34.2	30.3	26.2	28.1	36.8

Continued on next page

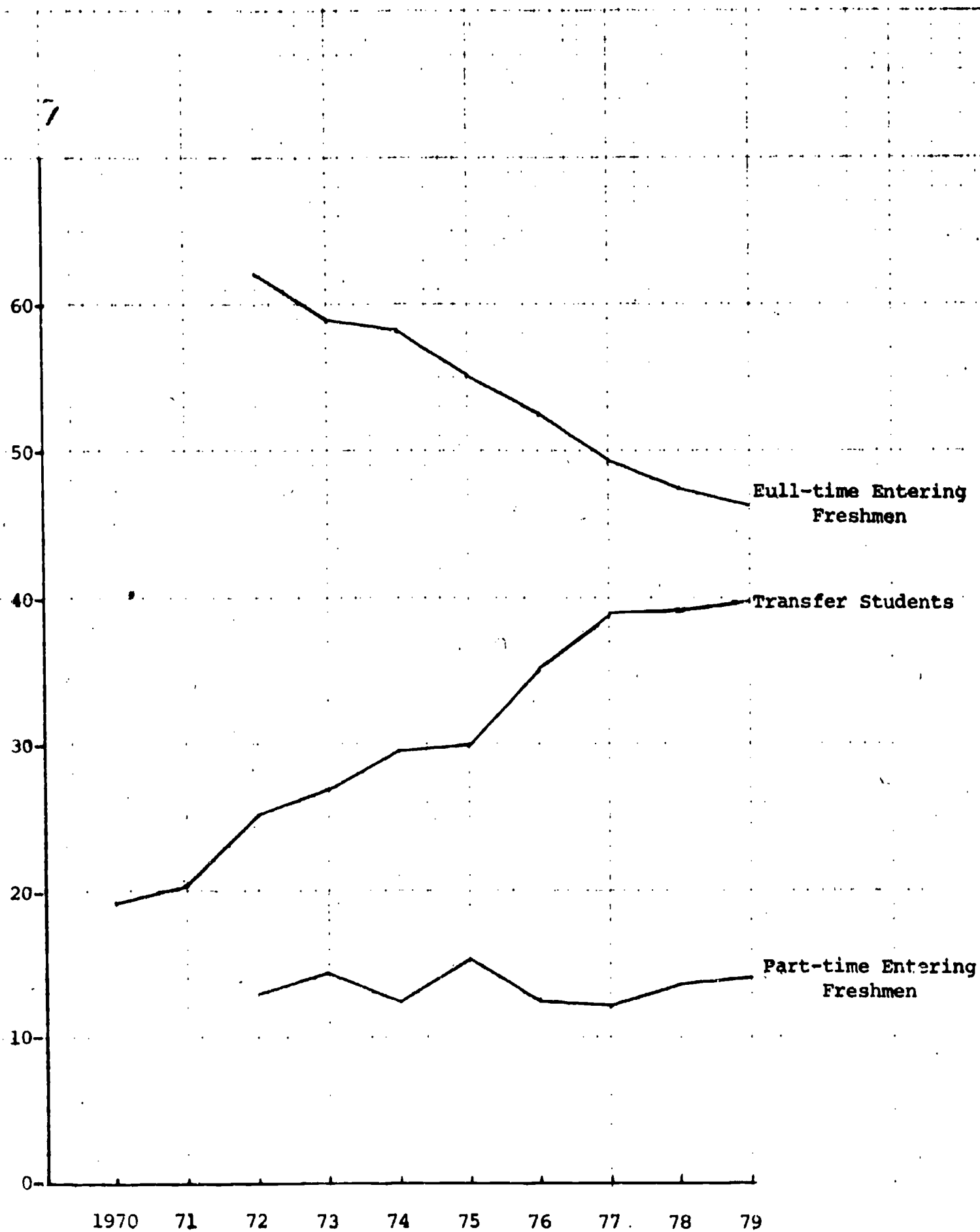
ITEM	Los Angeles City College										National Norms 2 Year Colleges Fall '79
	New Full Time Students										
	F'79	F'78	F'77	F'76	F'75	F'74	F'73	F'72	F'71	F'70	
20. Continued											
Be Very Well Off Financially	75.8	71.9	50.8	60.4	64.8	51.0	62.5	52.5	50.2	52.0	65.9
Help Others in Difficulty	67.0	70.5	67.2	77.6	68.9	63.9	66.1	64.3	63.1	66.0	59.0
Theoretical Contribution to Science	9.6	26.6	20.3	23.4	26.7	8.4	N/A	N/A	N/A	N/A	12.5
Write Original Works	20.7	23.1	27.9	22.2	19.0	17.4	N/A	N/A	N/A	N/A	9.9
Create Artistic Work	21.2	18.6	23.3	28.3	14.1	15.4	N/A	N/A	N/A	N/A	13.0
Be Successful in my Own Business	43.9	58.3	47.5	54.5	48.5	41.1	47.5	48.5	48.1	51.3	50.7
Be Involved in Environmental Clean.	20.3	37.5	24.1	46.7	34.7	36.4	37.7	42.5	42.8	N/A	25.5
Dev. Philosophy in Life	53.8	63.8	71.9	76.6	69.7	51.1	62.7	66.4	66.5	72.7	46.6
Participate in Community Acts	27.3	33.6	40.4	34.8	30.6	25.0	N/A	N/A	N/A	N/A	21.6
Promote Racial Underst.	51.3	46.2	46.3	N/A	N/A	N/A	N/A	N/A	N/A	N/A	26.7
Keep Up with Political Affairs	43.4	36.7	29.8	47.9	40.4	23.9	39.6	40.5	37.5	47.0	30.7
- - - - -	- - - - -	- - - - -	- - - - -	- - - - -	- - - - -	- - - - -	- - - - -	- - - - -	- - - - -	- - - - -	- - - - -
21. AGREE STRONGLY OR SOMEWHAT											
Govt. not controlling pollution	81.0	75.2	78.8	78.7	76.1	80.8	89.6	88.3	90.6	N/A	81.4
Govt. not protecting consumer	78.3	68.9	72.5	72.0	74.9	73.6	81.1	78.0	78.2	N/A	75.6
Fed. Govt. discourage energy use	82.3	73.9	72.3	75.6	N/A	N/A	N/A	N/A	N/A	N/A	80.8
Too many rights for criminals	54.6	60.6	51.6	49.3	43.4	43.6	45.4	46.1	45.5	43.0	64.2
Not obey laws against own views	38.1	35.4	35.1	37.2	35.4	N/A	N/A	N/A	N/A	N/A	34.8
Need national health care plan	70.8	72.3	75.6	N/A	N/A	N/A	N/A	N/A	N/A	N/A	64.8
Abortion should be legalized	62.7	62.8	58.7	N/A	N/A	N/A	N/A	N/A	N/A	N/A	52.8

Continued on next page

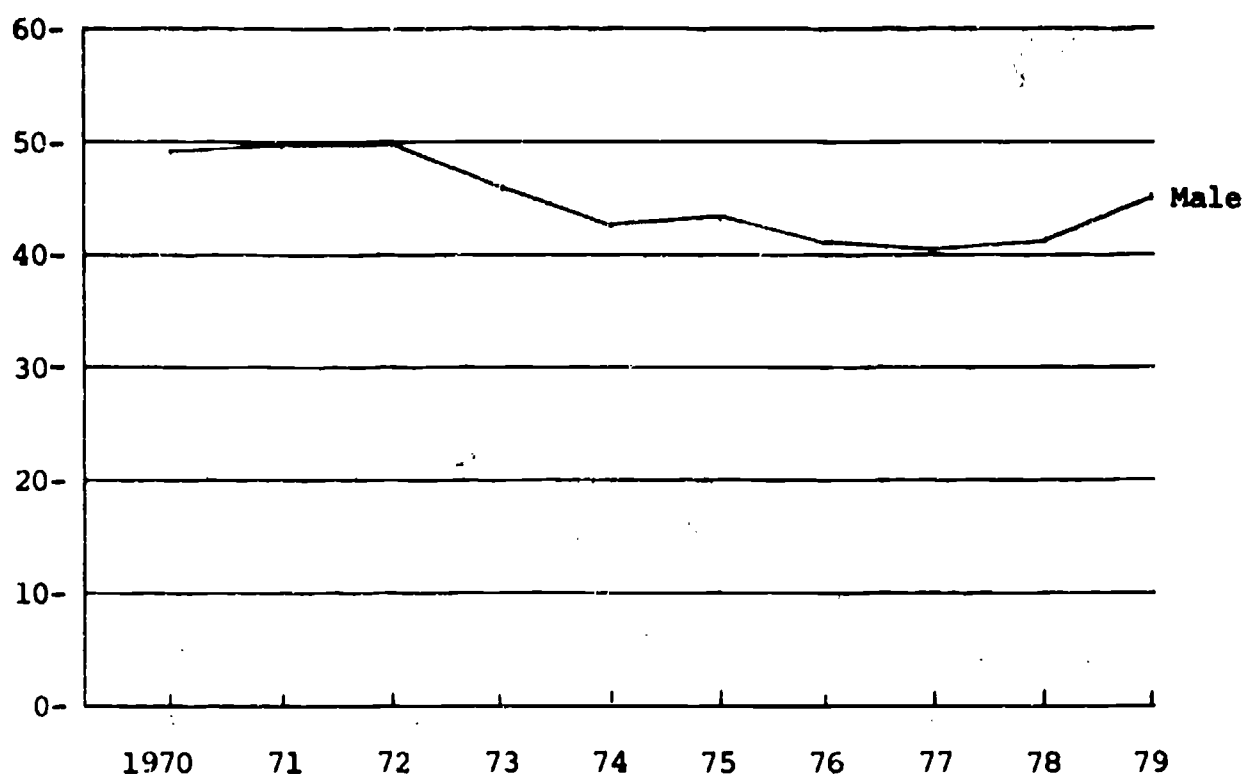
ITEM	Los Angeles City College										National Norms 2 Year Colleges Fall '79
	New Full Time Students										
	F'79	F'78	F'77	F'76	F'75	F'74	F'73	F'72	F'71	F'70	
21. Continued											
Grading in HS too easy	63.3	61.9	63.4	N/A	N/A	N/A	N/A	N/A	N/A	N/A	57.4
Women's Act. best in home	26.4	31.4	31.2	33.5	30.6	30.2	35.6	39.9	44.7	N/A	31.3
Live together before marriage	52.8	52.4	58.3	54.8	53.9	N/A	N/A	N/A	N/A	N/A	47.9
Discourage lge. fam.	50.0	40.8	51.0	51.6	48.1	N/A	N/A	N/A	N/A	N/A	45.3
Sex OK if people like each other	57.0	49.7	57.9	52.1	54.1	54.6	58.0	57.8	61.3	N/A	52.7
Women should get job equality	92.4	93.3	93.1	93.2	92.8	91.5	90.2	89.7	88.1	84.0	90.6
Wealthy should pay more taxes	64.4	68.5	68.1	74.2	74.1	79.1	69.4	73.2	N/A	N/A	71.6
Legalize Marijuana	43.4	42.8	45.4	47.2	47.3	50.2	50.3	51.2	42.9	44.3	48.8
Busing OK to achieve balance	46.7	50.6	55.4	60.7	N/A	N/A	N/A	N/A	N/A	N/A	48.0
Prohibit Homosexuality	45.6	39.4	49.2	43.5	N/A	N/A	N/A	N/A	N/A	N/A	50.7
College regulate students off campus	33.0	26.7	34.5	28.0	28.0	27.5	27.0	30.6	24.4	26.5	16.3
Students help evaluate faculty	69.5	64.5	63.7	72.9	68.8	73.2	70.4	75.5	73.4	69.2	68.0
Abolish college grades	17.3	26.5	27.1	27.4	28.8	35.2	34.5	40.6	42.3	42.5	18.3
Regul. student publications	47.4	43.5	43.1	42.5	43.1	40.8	41.4	44.8	41.5	44.0	44.1
College has right to ban speakers	31.3	29.1	29.4	34.0	28.1	28.8	32.3	34.0	31.6	34.7	27.6
Pref. treatment for disadvantaged	53.8	53.5	60.6	56.7	60.2	60.4	55.8	59.9	57.5	62.9	41.9
Adopt open admissions at public colleges	59.1	70.9	65.5	63.2	63.6	68.2	66.9	83.7	65.0	N/A	44.6
Use same degree standard for all	86.5	80.1	78.7	81.9	80.9	83.2	83.9	83.7	81.2	N/A	90.5
Should abolish death penalty	35.3	38.1	N/A	N/A	N/A	N/A	N/A	N/A	N/A	N/A	33.1

ITEM	Los Angeles City College										National Norms 2 Year Colleges Fall '79
	New Full Time Students										
	F'79	F'78	F'77	F'76	F'75	F'74	F'73	F'72	F'71	F'70	
22. ACTIVITIES ENGAGED IN BY STUDENT DURING THE PAST YEAR											
Played musical instru- ment	35.3	33.8	N/A	N/A	N/A	N/A	N/A	N/A	28.9	N/A	35.6
Attended religious services	62.0	62.5	N/A	N/A	N/A	N/A	N/A	N/A	65.5	N/A	79.7
Smoked cigarettes	12.9	13.2	N/A	N/A	N/A	N/A	N/A	N/A	14.0	N/A	17.0
Took vitamins	57.9	59.1	N/A	N/A	N/A	N/A	N/A	N/A	63.6	N/A	59.6
Participated in demonstrations	16.1	11.2	N/A	N/A	N/A	N/A	N/A	N/A	N/A	N/A	17.7
Took tranquilizers	3.6	4.3	N/A	N/A	N/A	N/A	N/A	N/A	4.9	N/A	5.2
Wore glasses or con- tact lenses	30.7	39.0	N/A	N/A	N/A	N/A	N/A	N/A	N/A	N/A	41.7
Attended public reci- tal/concert	57.7	59.7	N/A	N/A	N/A	N/A	N/A	N/A	N/A	N/A	72.9
Took sleeping pills	2.9	4.0	N/A	N/A	N/A	N/A	N/A	N/A	3.4	N/A	2.9
Jogged	23.4	17.0	N/A	N/A	N/A	N/A	N/A	N/A	N/A	N/A	22.7
Stayed up all night	52.5	52.2	N/A	N/A	N/A	N/A	N/A	N/A	55.7	N/A	65.8
Drank beer	34.8	29.3	N/A	N/A	N/A	N/A	N/A	N/A	34.8	N/A	72.8
Worked in political campaign	5.1	6.4	N/A	N/A	N/A	N/A	N/A	N/A	N/A	N/A	6.1

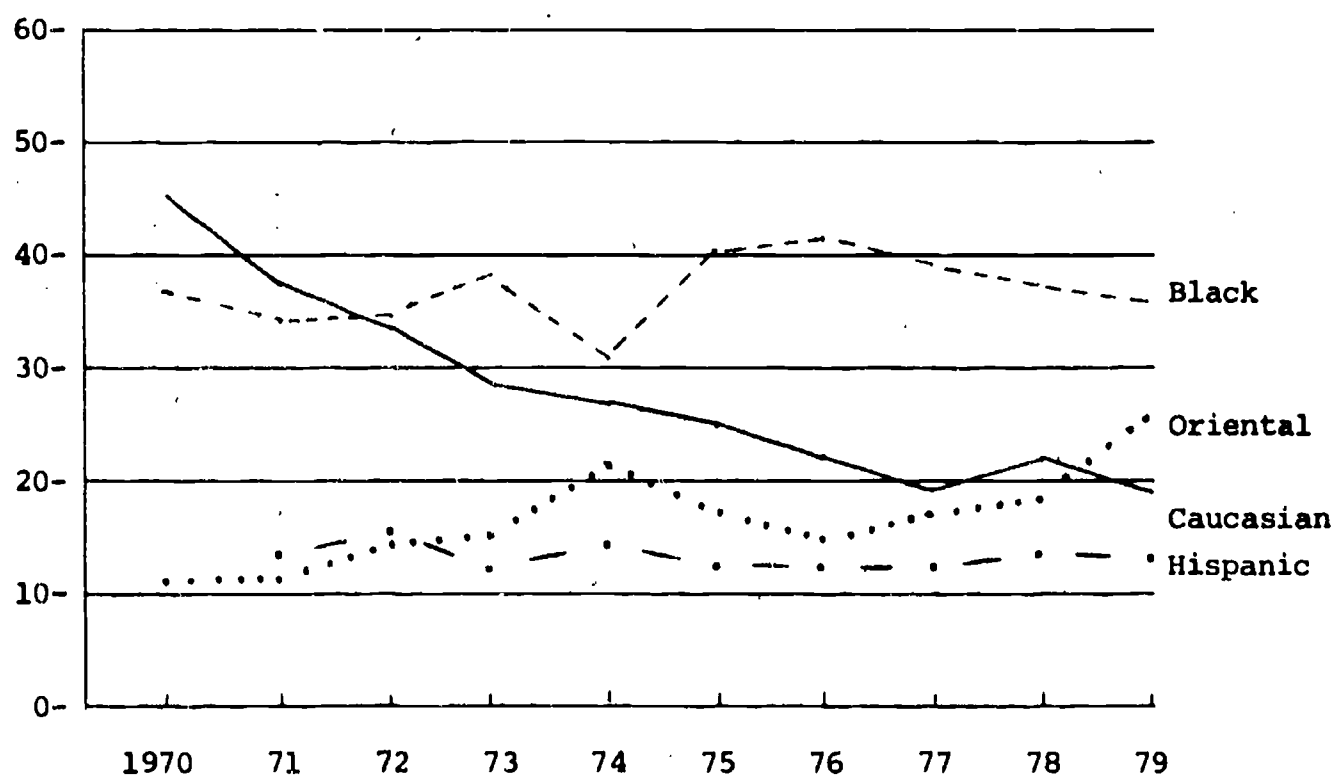
**FIGURE 1 - Distribution of LACC Entering Students Completing A.C.E.  
Student Information Form, 1970-1979.**



**FIGURE 2 - LACC Full-Time Freshman Entrants 1970-79: % Male**

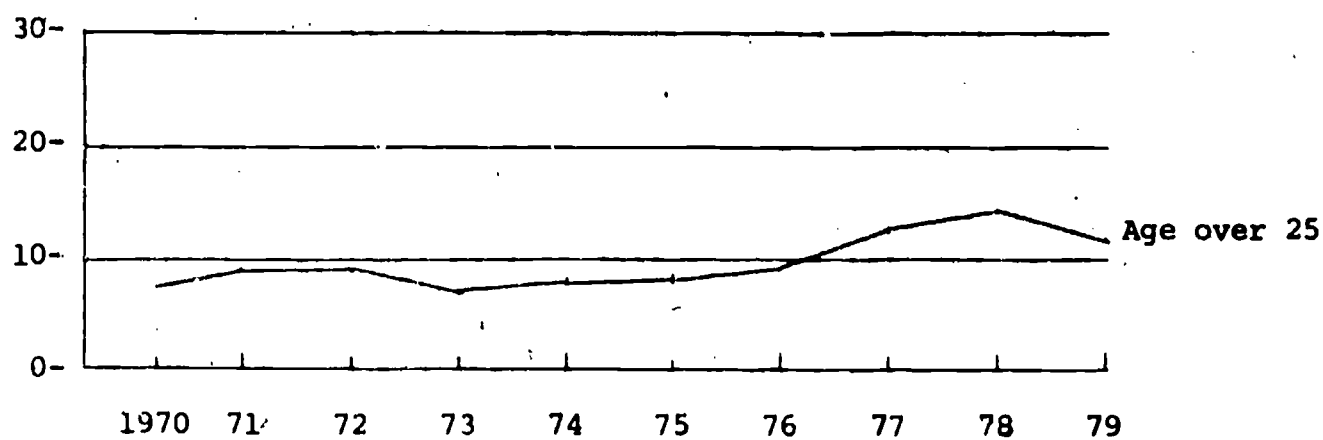


**FIGURE 3 - LACC Full-Time Freshman 1970-79: Ethnic Distributions**





**FIGURE 4 - LACC Full-time Freshman Entrants 1970-79: % Age over 25**



**FIGURE 5 - LACC Full-Time Freshman Entrants 1970-79. Percent Who Agree that Grades Should Be Abolished.**

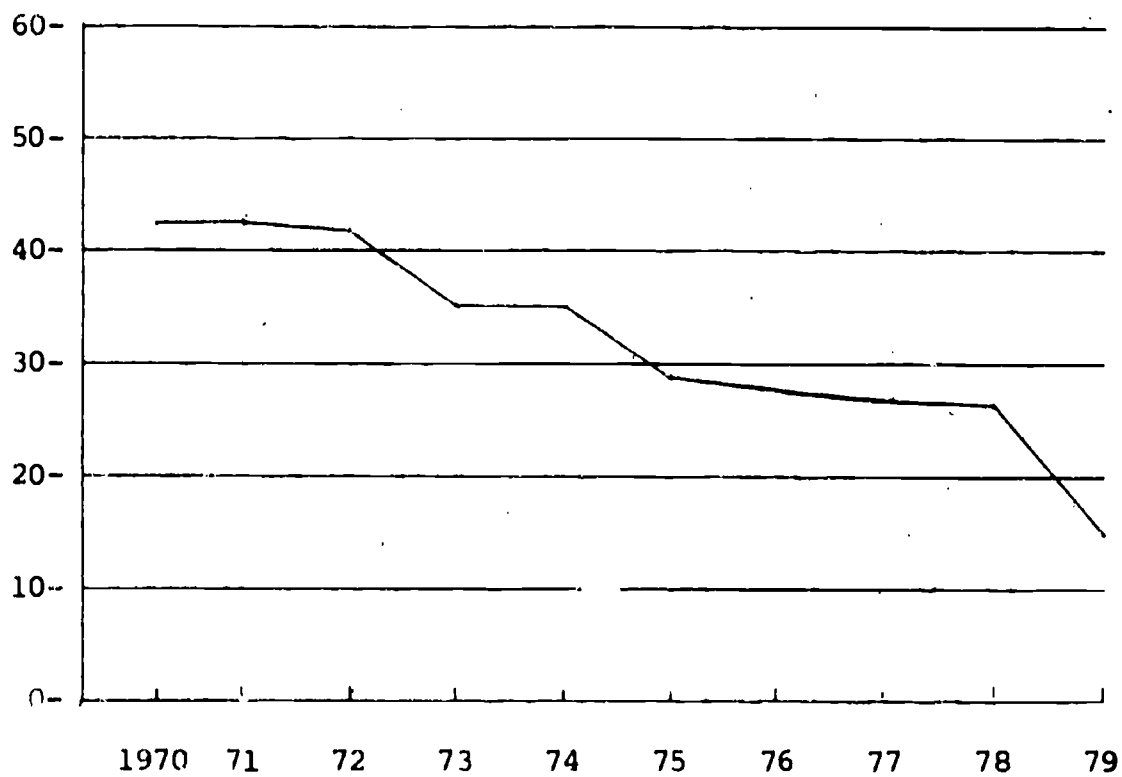


FIGURE 6 - LACC Full-Time Freshman Entrants 1970-70: Political Orientation  
(Mean Response)

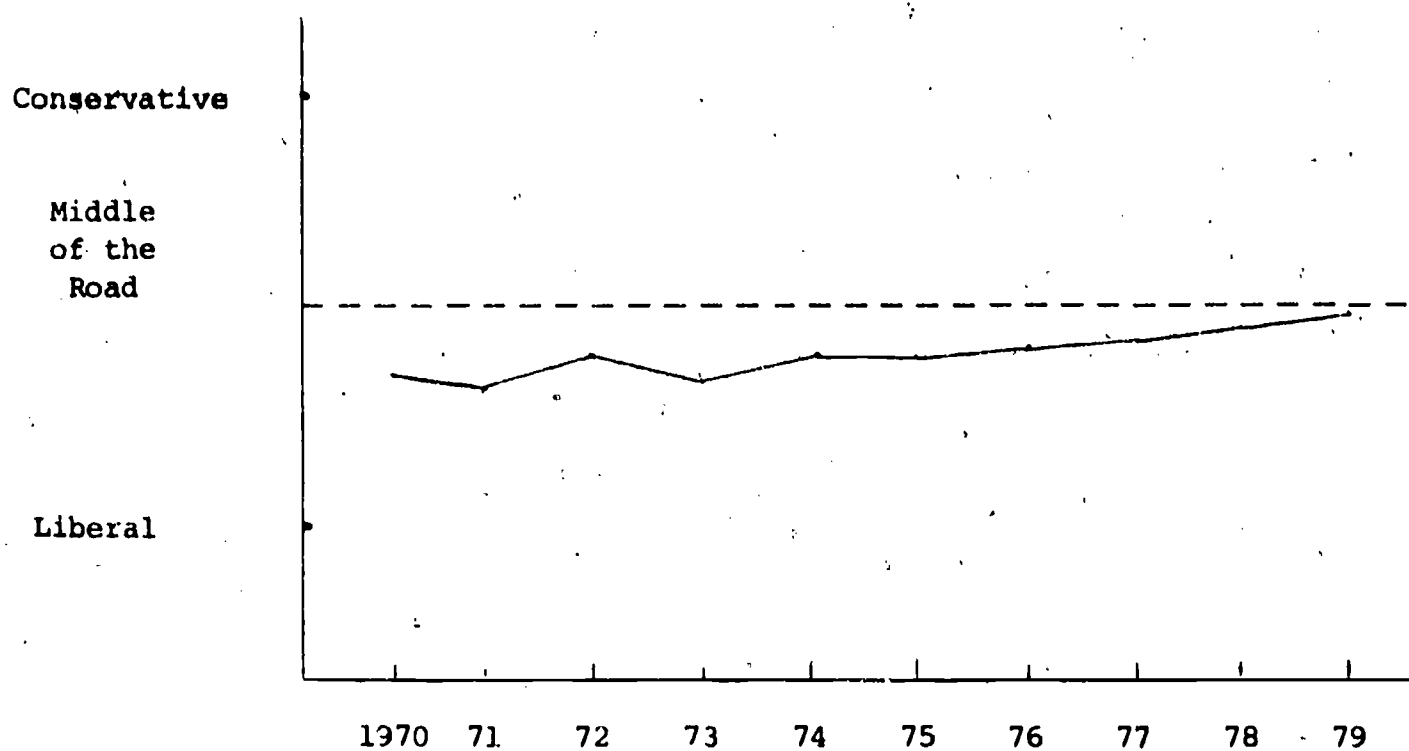
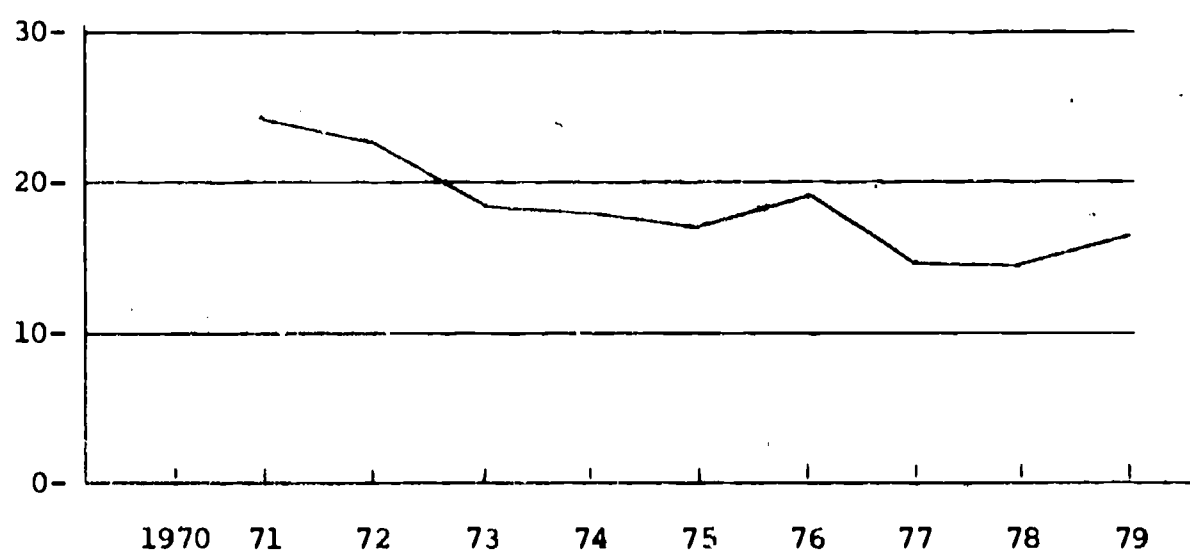


Figure 7 - LACC Full-Time Freshman Entrants 1970-79: Religious Preference=None



## SUMMARY AND CONCLUSIONS

This study reports on LACC participation in the American Council on Education Cooperative Institutional Research Program (CIRP), sponsored jointly with UCLA and directed by Dr. Alexander Astin. The project consists of collection and analysis of nationwide college student responses to the Student Information Form, an instrument designed to identify characteristics and opinions of today's college students.

LACC has participated in this project for the past ten years, a timespan long enough to reveal possibly significant trends in student characteristics and opinions. The project involved 788 students who completed the questionnaire at the time of taking the college Guidance Examination. Analysis of the data is provided by the A.C.E., which furnished response summaries for three separate groups: first-time full-time freshmen, first-time part-time entrants, and transfer students. Also furnished are nationwide junior college figures.

Following are some observations on the data: (unless otherwise indicated comments pertain to first-time full-time entrants).

- (1) 364 first-time freshmen, 111 part-time students, and 313 transfer students completed the questionnaire at LACC in 1979. Over the 10 year period the percent of part-time entering freshmen has remained fairly constant. The percent of transfer students, however, has doubled while the % of full-time entering freshmen has dropped sizably.
- (2) Comparing sex, ethnic, and age characteristics over the 10 years that LACC has participated in this project reveals that:
  - (a) the proportion of women increased sizably until 1978; women still constitute a majority although the rate of increase seems to have been reversed.
  - (b) proportion of Caucasians has dropped sizably; that of Blacks and Chicanos has risen slightly; that of Orientals

has risen significantly. LACC's percent minority is now over 80% compared with 12% nationwide.

- (c) proportion of entrants over 25 years of age has risen significantly and is over five times that of nationwide entrants.
- (3) Opinion questions showing significant change in response over the ten years include:
    - (a) the percent who agree that grades should be abolished has dropped consistently from 42% in 1970 to 17% in 1979.
    - (b) political orientation has shifted in the conservative direction, although the mean response is still on the "liberal" side of "middle of the road".
    - (c) while over two thirds of respondents agree that the government is not doing enough to control pollution, this percentage has declined from 91% in 1970 to 81% in 1979.
    - (d) about 55% now agree that there is too much concern in the courts for the rights of criminals, an increase from about 45% in the early seventies.
  - (4) 35% of LACC entrants compared with 33% nationally agreed that the death penalty should be abolished, a question asked for the first time in 1978.
  - (5) Median estimated parental income is \$10,300 for 1979, a rise of \$1,600 over 1978 but still \$3,600 below the national median.
  - (6) Two thirds of LACC entrants expect no parental financial aid, compared to about 40% nationally.
  - (7) 30% of LACC entrants admit to needing remedial work in English, 37% in mathematics.
  - (8) Areas of clear agreement over the years, both at LACC and nationwide, are that more consumer protection is needed, the Federal government needs to do more to discourage energy consumption, women should receive the same salary and opportunities for advancement as men in comparable positions, wealthy people should pay larger share of taxes than they do now, college officials have no right to regulate student behavior off-campus, a college should use the same performance standards in awarding degrees to all students, and students should participate in faculty evaluations.
  - (9) Three fourths of LACC 1979 entrants considered the objective "be very well off financially", to be essential, the highest percentage in the ten years. In a press release (copy appended), the Study Director highlights students' increased interest in money-making as the most significant finding in the national study.

- (10) LACC entrants differ from their national counterparts in agreeing that all public colleges should have open admissions and that students from disadvantaged backgrounds should be given preferential treatment in college admissions, although the difference on both of these items appears to be narrowing.
- (11) LACC students are less enthusiastic about legalizing marijuana (43% to 49% agree) than their national counterparts.
- (12) In activities engaged in over the past year, LACC entrants differed from their counterparts very little with the exception of beer drinking, in which activity less than 35% of LACC students participated as compared with over 70% nationally. Both groups had few regular cigarette smokers (less than 20%) and few (5% or less) admitting taking tranquilizing or sleeping pills. About a third played a musical instrument, over 60% attended a religious service (80% nationally), over half took vitamins and less than half wore glasses or contact lenses.

UNIVERSITY OF CALIFORNIA  
**ERIC**<sup>TM</sup> CLEARINGHOUSE FOR  
JUNIOR COLLEGES  
96 POWELL LIBRARY BUILDING  
LOS ANGELES, CALIFORNIA 90024  
EE 36

JUN 27 1980