

DOCUMENT RESUME

ED 116 711

IR 002 957

AUTHOR Hardesty, Larry
TITLE Survey of the Use of Slide/Tape Presentations for Orientation and Instruction Purposes in Academic Libraries.
PUB DATE Jan 76
NOTE 183p.
EDRS PRICE MF-\$0.76 HC-\$9.51 Plus Postage
DESCRIPTORS *Audiovisual Aids; *Audiovisual Instruction; Behavioral Objectives; *Bibliographies; *Library Instruction; Library Surveys; Phonotape Recordings; Slides; State of the Art Reviews; *University Libraries

ABSTRACT

Eighty-eight academic libraries were surveyed to determine what kinds of slide/tape library instruction materials are available for purchase or loan. The conclusions reached were: (1) there are less than a dozen libraries that have produced presentations of sufficient quality and adaptability to be widely used; and (2) the slide/tape format demands time, expertise, and resources that are often underestimated. For each responding library a summary of the purpose, course use, subject, producer, financing, and evaluation of the slide/tape presentations is included. Four tables and the appendixes contain the survey questionnaire and the prices of Kodak slide Projectors and 3M Wollensak tape recorders as of December 1975. Also included is a reprint of a 17 page bibliography on audio-visual techniques and library instruction compiled by the University Library, The University of Michigan.
(NR)

* Documents acquired by ERIC include many informal unpublished *
* materials not available from other sources. ERIC makes every effort *
* to obtain the best copy available. Nevertheless, items of marginal *
* reproducibility are often encountered and this affects the quality *
* of the microfiche and hardcopy reproductions ERIC makes available *
* via the ERIC Document Reproduction Service (EDRS). EDRS is not *
* responsible for the quality of the original document. Reproductions *
* supplied by EDRS are the best that can be made from the original. *

**SURVEY OF THE USE OF SLIDE/TAPE PRESENTATIONS
FOR ORIENTATION AND INSTRUCTION PURPOSES
IN ACADEMIC LIBRARIES**

**U.S. DEPARTMENT OF HEALTH,
EDUCATION & WELFARE
NATIONAL INSTITUTE OF
EDUCATION**

THIS DOCUMENT HAS BEEN REPRODUCED EXACTLY AS RECEIVED FROM THE PERSON OR ORGANIZATION ORIGINATING IT. POINTS OF VIEW OR OPINIONS STATED DO NOT NECESSARILY REPRESENT OFFICIAL NATIONAL INSTITUTE OF EDUCATION POSITION OR POLICY.

by

Larry Hardesty

Reference Librarian

DePauw University, Greencastle, Indiana

January 1976

SURVEY OF THE USE OF SLIDE/TAPE PRESENTATIONS FOR ORIENTATION AND INSTRUCTION PURPOSES IN ACADEMIC LIBRARIES

<u>Contents</u>	<u>Page</u>
Section I: Discussion	
Introduction	1
Problem	2
Rationale	4
Method	5
Results	6
Conclusions	14
Suggestions	15
 Section II: Audio-Visual Techniques and Library Instruction	
General Works	
Theory: Objectives	1
Evaluation and Selections	1
Using AV Media in Productions	1
AV Media in Education	7
AV Media in Libraries	9
 Slide/Tape Presentations	
Planning and Production	10
Techniques (General)	11
Technique - Photography and Photographic Copying	13
 Equipment	
General	14
Audio	16
Slide Projectors	17
 Section III: Summary of Survey Results by Individual Academic Library (in alphabetical order)	
 Appendix	
A. Letter of Transmittal (first)	
B. Survey Questionnaire	
C. Letter of Transmittal (second)	
D. Purchase Price of Kodak Slide Projectors	
E. Purchase Price of 3M Wollensak Tape Recorders	

TABLES

	<u>Page</u>
Table 1: Responding Libraries by Number of Volumes, Enrollment (FTE), and Highest Degree Offered	7
Table 2: Number of Students Viewing Slide/Tape Presentations Each Academic Year	11
Table 3: Percent of Student Body Viewing Slide/Tape Presentations Each Academic Year	11
Table 4: Estimated Cost of Each Slide/Tape Presentation	12

ALPHABETICAL LIST OF RESPONDING LIBRARIES

Antelope Valley College	Indiana University-
University of Arkansas	Bloomington
University of Arkansas	Jackson State Community
at Little Rock	College
Behrend College Pennsylvania	Kearney State College
State University	Lesley College
Boston College	Los Angeles Trade-
University of California	Technical College
at Davis	Macomb County Community
University of California-	College
Santa Barbara	Madison Area Technical
California State University,	College
Fresno	Mankato State College
Carl Sanburg College	Massachusetts Institute of
Carson-Newman College	Technoloby
Castleton State College	McMaster University
Catonsville Community College	Miami-Dade Community College
Central Michigan University	North and South Campuses
Chaffey College	University of Michigan
Citrus Community College	Michigan State University
Colorado State University	University of Missouri-
Cypress College	Columbia
Dartmouth College	Montgomery College
David Lipscomb College	Moraine Valley Community
Delaware Technical and	College
Community College	University of New Mexico
University of Denver	New York University
University of Detroit	North Carolina Central
Eastern Michigan University	University
El Camino College	North Carolina State University
Free Will Baptist Bible	at Raleigh
College	North Dakota State University
Gateway Technical Institute	Northeastern University
Gavilan College	Northern Illinois University
Hampshire College	Northwestern University
Hartnell College	Oberlin College
Harvard University	College of Pharmacy-Ohio
Indian Valley Colleges	State University

Oral Roberts University
Orange Coast College
Pacific Union College
Pacific University
Medical College of
Pennsylvania
Pensacola Junior College
Phillips University
Plymouth State College
Portland State University
Providence College
College of the Redwood
University of Richmond
Rochester Institute of
Technology
Saddleback College
St. Lawrence University
San Diego Mesa College
University of San Francisco
University of Saskatchewan
College of the Sequoias
Shelby State Community
College
Simon Fraser University
Southern Colorado State
College
Southern Illinois University
Stanford University
State University of New York
at Buffalo
State University of New York
at Geneseo
State University of New York
at Oswego
SUNY Agricultural & Technical
College at Delhi
SUNY College at Brockport
Tarrant County Junior College
University of Tennessee
University of Tennessee
at Chattanooga
University of Tennessee
at Martin
University of Toledo
Towson State College

Virginia Commonwealth
University
Virginia Commonwealth
University-Medical College
University of Washington
College of William and Mary
University of Wisconsin Center
Marshfield
University of Wisconsin-
Stout

USE OF SLIDE/TAPE PRESENTATIONS IN ACADEMIC LIBRARY INSTRUCTION AND ORIENTATION

Introduction

A survey of the literature indicates that more and more academic librarians are becoming committed to a philosophy of active educational librarianship. Numerous methods of instruction and orientation in the use of academic libraries are being tried. Both because no library probably has enough librarians to be everywhere when questions need to be answered and because of the search for more effective and efficient methods of instruction and orientation, many librarians are using some form of media. Among the most popular formats is the slide/tape presentation, which consists of 35 mm slides synchronized with taped narration.

Slide/tape presentations offer certain advantages over other types of media. Among the advantages are, as outlined by Frank Earnshaw, University Librarian, University of Bradford, England:

- "1. The cost, in production and equipment is relatively low compared with film or videotape.
2. The presentation is easy to update by replacing one or two slides or rerecording part of the commentary, whereas an out-of-date film has to be completely remade.

3. The equipment is easy to operate and robust in terms of normal handling, making it possible for a student to use equipment with minimal guidance."¹

Because of these characteristics the Standing Conference on National and University Libraries (SCONUL) in Great Britain chose the slide/tape format in 1970 as the format to be used in a cooperative project among academic libraries in that country. The purpose was to produce audiovisual aids that could be used to educate any library user in any library.²

This format has proved to be equally popular in the United States. In a survey conducted in 1971, Verna V. Melum found "colored slides with synchronized tape for use in classrooms with or without the presence of a librarian"³ to be one of the most popular approaches to reaching large numbers of students in library orientation and instruction.

Problem

A major problem with the use of the slide/tape format, as with any other audiovisual format, for library instruction and orientation is the lack of suitable materials. Little of worth has been produced commercially, and librarians often have difficulty fitting what is available to their individual needs. Several solutions have been proposed, and the one most often implemented is the local production of what is needed.

¹Frank Earnshaw, "An Example of Cooperative Development of Library-Use Instruction Programs," Educating The Library User, ed. John Lubans, Jr. (New York: R. R. Bowker Co., 1974), pp. 392-393.

²Ibid., p. 392.

³Verna V. Melum, "1971 Survey of Library Orientation And Instruction Programs," Drexel Library Quarterly, Vol. 7, (July/October, 1971), p. 228.

This solution is only partial. One librarian has noted "most of the local productions tend to be amateurish in comparison with commercial tapes, radio, and television, and, therefore, are not exciting to students."⁴ Even with the advantages offered by the slide/tape format, a great deal of time, expertise, and resources are needed for local production. According to one librarian using this format, "One aspect of the problem is that the idea of a slide/tape presentation is so deceptively simple."⁵ Millicent Palmer has reported that experienced producers of media programs have estimated up to a minimum of 300 man-hours necessary for a media specialist to develop a twenty-minute slide/tape program.⁶ Considering the problems with local media productions, the Carnegie Commission on Higher Education has warned, "In itself, reliance on instructional materials of one's own design is not a pure virtue. To utilize poorly designed materials when better ones are available is shortsighted."⁷

A second solution has been offered by Thomas Kirk of Earlham College. He has suggested "funding agencies and foundations should be supporting the development of instructional materials that are deliberately created

⁴Joan M. Bechtel, "A Possible Contribution Of The Library-College Idea To Modern Education," Drexel Library Quarterly, Vol. 7, (July/October, 1971), p. 192.

⁵Based on personal correspondence between Julia Baldwin, Documents Librarian, University of Toledo, and the writer.

⁶Millicent Palmer, "Creating Slide-Tape Library Instruction: The Librarian's Role," Drexel Library Quarterly, Vol. 8, (July, 1972), p. 251.

⁷The Carnegie Commission On Higher Education, The Fourth Revolution: Instructional Technology In Higher Education (New York: McGraw-Hill Book Company, 1972), p. 47.

to be as widely adaptable as possible."⁸ While this may be the best solution in the long run, it is dependent upon the cooperation of the various funding agencies and foundations. While there has already been funding by the Council of Library Resources and the National Endowment for the Humanities for projects involving library instruction and orientation, the funds were not specifically for the development of widely adaptable media presentations. The media presentations that have resulted have yet to make a serious impact on academic library orientation and instruction.

Rationale

Until further such efforts by the various funding and grant agencies, a partial solution to the lack of suitable audiovisuals for academic library orientation and instruction might be to make known as widely as possible those locally produced instructional materials that are of sufficient quality and adaptability to be used widely. It was with this idea in mind that a survey of academic libraries who had reported using some form of slide/tape presentations for library orientation and instruction was conducted by this writer. It was hoped that exemplary presentations would become known and available to more libraries, and better presentations would result from the sharing of experiences in producing slide/tape presentations.

⁸Thomas G. Kirk, "Problems In Library Instruction In Four-Year Colleges," Educating The Library User, ed. John Lubans, Jr. (New York: R. R. Bowker Co., 1974), p. 96.

Method

On May 8, 1975, 151 letters (Appendix A) with survey forms (Appendix B) were sent out to various academic libraries, ranging from those serving small community colleges to those serving major universities, who had reported using some form of slide/tape instruction or orientation. The bulk of the names had been provided by Mary Bolner, then director of Project LOEX of Eastern Michigan University, either from Project LOEX's membership survey or from the following sources:

ACRL Bibliographic Instruction Committee's Academic Library Bibliographic Instruction: Status Report 1972

Directory of Bibliographic Instruction Programs Offered By New England Academic Libraries, 1974, compiled by Jan Baranowski and Paula F. Mark.

Wisconsin Association of Academic Libraries' Task Force On Instruction in Academic Libraries' Library Instruction Programs: A Wisconsin Directory, 1973.

California Clearinghouse On Library Instruction's Everything You Ever Wanted To Know About LIBRARY INSTRUCTION* *but didn't have time to ask, 1974

Keith M. Cottam, "Library Use Instruction In Tennessee's Academic Libraries: An Analysis And Directory," Tennessee Librarian, Vol. 26, (Summer/Fall, 1974), pp. 73-79.

After five weeks a second letter was sent to those libraries who had not responded to the first letter. By late September, 121 libraries had responded. In November nine more letters (Appendix C) and survey forms were sent to a second group of libraries. The names were provided by Carolyn Kirkendall, Project Director of LOEX. Eight of these libraries responded for a total response rate of approximately 81% out of 160 libraries.

Results

A total of 129 academic libraries responded to the survey. Of those responding, twenty-one indicated they did not use any form of slide/tape presentations, and four libraries provided incomplete and unusable.

A total of 104 libraries indicated that they were using or soon planned to start using some form of slide/tape presentations in their library instruction and orientation programs. This included six academic libraries who reported using 3-M's Sound-On-Slide system. Eight of those responding requested their names be withheld. Table 1 indicates the distribution of the libraries responding by number of volumes in the library, full-time-equivalent (FTE) student enrollment of the institution, and the highest degree offered by the institution.

An attempt was made to distinguish between slide/tape presentations used for orientation purposes and those used for instructional purposes. While the dichotomy is not complete, orientation presentations generally are designed to do one or all of the following: introduce students to the physical arrangement of the library; acquaint students with the services offered by the library; make students aware of the availability of librarians to help them; and, in general, to foster a positive attitude on the part of the students towards the library and librarians. Instructional presentations usually attempt to teach students how to use a specific library item, such as Readers' Guide. Of course, one presentation might attempt to do both, and the librarian completing the survey form had to decide which category the presentation best fit.

TABLE 1

RESPONDING LIBRARIES BY NUMBER OF VOLUMES,
ENROLLMENT (FTE), AND HIGHEST DEGREE OFFERED

*Number of Volumes and Highest Degree Offered

Number of FTE Students	0-50,000			50,000-100,000			100,000-250,000			250,000-500,000			500,000+			Total
	AA	BA	MA PHD	AA	BA	MA PHD	AA	BA	MA PHD	AA	BA	MA PHD	AA	BA	MA PHD	
0-1,000	1		2			1			1							5
1,001-5,000	2		1	4	1	2	3	8		3			2	2		40
5,001-10,000	3			7			1	3		4	3		1	5		27
10,001-15,000	1			1						1				6		9
15,001-20,000				1			1			1	2		1	7		13
20,001-30,000														3		3
30,000+										1				6		7
Total	20			17			19			15			33			104

* AA Associate Degree Granting Institution
BA Bachelors Degree Granting Institution
MA Masters Degree Granting Institution
PHD Doctorate Degree Granting Institution

A total of 258 presentations were identified. Eighty-eight presentations were indicated to be orientation presentations, 147 instructional programs on specific library items, and twenty-three presentations on miscellaneous topics, such as library search strategies for particular disciplines. The instruction programs were divided as followed:

Title	Number of Presentations
Indexes and Abstracts	71 including
Readers' Guide	14
Biological Abstracts	3
Book Review Digest	1
Canadian Periodical Index	1
Chemical Abstracts	3
Cumulative Index To Nursing Literature	2
Engineering Index	2
ERIC	5
Essay and General Literature Index	3
Index Medicus	2
MLA Bibliography	2
New York Times Index	2
Science Citations Index	3
Sheppard's Citations Index	1
Sociological Abstracts	1
Card Catalog	34
Reference Items	27 including
Encyclopedias	6
Microforms	2
Government Documents	13
Miscellaneous	23 including
Library Research	5
Others	18

One of the main purposes of the survey was to find out what libraries developed which could be made available to other libraries and adapted to their needs. Of those libraries responding to the question, forty-seven

(46%) believed that their presentations could be adapted for use by other libraries, and fifty-five (54%) indicated that they did not believe their presentations to be readily adaptable.

Asked if they would make their presentations available to other libraries, thirty-six indicated they would make their presentations available. Some of these were libraries who did not believe their presentations adaptable, but would make them available as models to others. Also, some indicated more than one method by which they would make their presentations available. Thirteen indicated they would sell copies of their presentations, sixteen indicated they would loan their presentations, and ten indicated they would loan their presentations to be duplicated by the borrower. In addition to these thirty-six libraries, five libraries indicated they would make available scripts or tapes of presentations to other libraries. This question was not specifically asked, and a larger number of libraries might be willing to make such materials available than indicated.

A second purpose of the survey was to gather the experiences of libraries in using slide/tape presentations so they could be shared. In answering these questions, respondents often supplied more than one answer even though asked to indicate primarily how they used the presentations. This caused the total to often go over the 104 libraries responding. The following are the responses to selected questions:

8. Who is primarily responsible for offering individual presentations to the viewers:

- | | |
|--|--------------|
| a. professional librarians | 71 responses |
| b. library support staff members | 13 |
| c. classroom faculty | 14 |
| d. student aide | 5 |
| e. individual views presentations without assistance | 28 |

9. Where are the presentations mainly viewed:

- | | |
|---|--------------|
| a. in classrooms | 37 responses |
| b. in learning labs | 10 |
| c. near library item to be used | 36 |
| d. other (usually an area in the library) | 30 |

14. Have your slide/tape presentation(s) been evaluated:

- | | |
|----------|--------------|
| a. Yes | 59 responses |
| b. No | 38 |
| c. Other | 1 |

15. Indicate all that apply. If your presentations have been evaluated, by whom:

- | | |
|--------------------------|--------------|
| a. librarians | 45 responses |
| b. classroom instructors | 32 |
| c. students | 47 |
| d. question not apply | -- |
| e. other | 4 |

16. Indicate all that apply. If your presentations have been evaluated, what was the method:

- | | |
|-------------------------------------|--------------|
| a. formal test of users | 13 responses |
| b. questionnaire completed by users | 37 |
| c. interviewing users | 31 |
| d. question not apply | -- |
| e. other | 4 |

17. Full name and model number of hardware used:

A majority of the libraries used various models of Kodak slide projectors and Wollensak cassette tape players. A distant second choice was Singer Caramate combination slide projectors and tape players. Various other equipment was used, including 3-M's Sound-On-Slide system which, strictly speaking, may not be considered a slide/tape format, but the two formats are very similar.

Librarians were also asked to estimate the cost of each slide/tape presentation. Table 4 indicates the results.

TABLE 4
ESTIMATED COST OF EACH SLIDE/TAPE PRESENTATION

Estimated Cost	Number of Presentations
0-49 dollars	24
50-149	10
150-249	7
250-499	6
500-999	14
1000+	2
Total Presentations	63

To determine the popularity of other media presentations, two questions were asked:

20. Indicate all that apply. What other types of mediated library instruction/ orientation does your library use?

a. slides only	20 responses
b. tapes only	25
c. videotapes	26
d. filmstrips	16
e. films	10
f. other	2

21. Indicate any method of mediated library instruction your library has discontinued using. Place the appropriate letter indicating the primary reason for discontinuation in the blank provided. (more than one reason was usually cited)

1. slide/tapes	4 responses
a. too difficult to up-date	2
b. lack of effectiveness	1
c. patrons not like it	1
2. slides only	3 responses
a. lack of effectiveness	2
b. other miscellaneous reasons	2
3. tapes only	1 response
a. lack of effectiveness	1
b. lack of use	1
c. patrons not like it	1
4. videotapes	13 responses
a. too expensive	4
b. too time-consuming	10
c. lack of effectiveness	3
d. patrons not like it	1
e. other miscellaneous reasons	3
5. filmstrips	4 responses
a. too difficult to up-date	1
b. lack of effectiveness	2
c. lack of use	1
d. patrons not like it	1
e. other miscellaneous reasons	1
6. films	3 responses
a. too difficult to up-date	1
b. lack of use	1
c. patrons not like it	1

A summary of the individual responses to the survey is included at the end of this section.

Conclusions

While a survey using a mailed questionnaire has certain limitations, the results of this survey should give an approximate state of the art of the use of slide/tape presentations for orientation and instruction purposes in academic libraries. While numerous presentations were identified, this survey appeared to fall short of its goal of identifying a large number of exemplary presentations that are widely available. This is not to say that there do not exist many excellent programs, but most are largely useful within one institution. Probably less than a dozen libraries have produced presentations of sufficient quality and adaptability to be widely used, and hardly a handful have produced presentations with this specific purpose in mind. What is available may often serve as excellent models for other local productions, but few of the presentations available can be used without modification by other than the producing library. Some libraries have attempted to create programs that could be used widely in order to justify time, expense, etc. It might be well if more libraries kept this in mind in their local productions.

A major cause of the problem of the lack of widely useful presentations is, despite the advantages of slide/tape presentations, they are, as previously indicated, "deceptively simple". The slide/tape format still demands time, expertise, and resources. It would appear from the results of this survey that these ingredients are often under estimated.

Suggestions

While this survey's purpose was not to create a "how-to-do-it" guide, no doubt something can be gained from the collective wisdom of those who have already attempted the creation and use of slide/tape presentations. A bibliography on audiovisual techniques and library instruction has been compiled by Peggy Ann Kusnerz and Marie Miller for use at the November 12-14, 1975 conference "Media and Messages" at the University of Michigan. The section concerning slide/tape presentations and general audiovisual techniques has been included at the end of this section with their permission.* Anyone planning to produce a slide/tape presentation should read several of the works they have cited.

Several key ingredients to the successful creation of slide/tape presentations have become evident as a result of this survey. First, time is of great importance. More than one respondent noted that "it takes a lot of time." In fact, one individual heavily involved in slide/tape production warned, "ALWAYS ALLOW MORE TIME THAN YOU THINK IT COULD POSSIBLY TAKE!"⁸ The relative ease by which a slide/tape presentation can be made no doubt leads some to a false sense of security, but the estimate of 300 hours for a twenty minute production may not be unrealistic--particularly for the novice.

⁸Based on personal correspondence between Martha Hackman, Assistant for Instructional Planning, California State University, Los Angeles, and the writer.

*Complete copies of this bibliography may be obtained by contacting the Library Extension Service, 2360 Bonisteel Blvd., The University of Michigan, Ann Arbor, Michigan, 48105

Money is, of course, important in almost anything libraries want to do, and the production of slide/tape presentations is no exception. Generally, the respondents to this survey gave conservative estimates for the costs of the productions. Slide/tape presentations are not cheap. They may be cheaper than many other audiovisual presentations, but this still does not make them cheap. Equipment alone to view the presentations can be several hundred dollars. If labor costs are included, the costs can be unbelievably high. Beulah Howison, Coordinator of Public Services at the University of Wisconsin-Stout, an institution heavily involved in audiovisual instruction, has advised at least a hundred dollars an audiovisual instructional package.⁹ This figure is no doubt reasonable if labor costs and equipment costs do not have to be included. From the responses to this survey, few libraries keep an accurate account of the cost--which would appear to be a key ingredient in evaluating the results.

Resource personnel are vital. Ms. Howison has also advised librarians not to get involved in media production, "Unless you have an excellent A-V Department to work with you."¹⁰ Not everyone can take good photographs, develop a suitable sound track, or write an effective script. While it may take only a few minutes to learn the basics of manipulating the equipment, to produce an effective slide/tape presentation takes much longer.

⁹Based on personal correspondence between Beulah Howison, Coordinator of Public Services, University of Wisconsin-Stout, and the writer.

¹⁰Ibid.

A second need for resource personnel is for evaluation of the presentations. It is evident that relatively few of the librarians responding did any serious evaluation of their presentations. Almost forty percent did no formal evaluations by their own admission. Many of the others admitted to using their evaluation devices very loosely. Good evaluation is a necessary part of the use of an instructional program. What a librarian may think to be very effective, might be viewed very differently by students. If the librarian developing the presentation is not familiar with evaluation techniques, then resource personnel within the institution should be consulted.

There is no easy road to good slide/tape presentations. Apparently few can be adopted without change from other institutions, and local production is difficult. They need to be well-planned and developed for a specific purpose. Several librarians indicated that the presentations were best used in connection with a course assignment. Just making a presentation "available" for students to view seldom generated enough viewing and learning to justify the effort spent in production. Perhaps because presentations work best when used with a particular assignment it is difficult to create presentations that are widely useful.

Librarians have to have in mind exactly how students are to view and use the presentations. Even a simple slide projector or tape recorder can baffle a student--yet many librarians indicated they expect students to use such equipment without assistance. One library even developed a

filmstrip to show students how to use microfilm readers and then found that students had to be shown how to use the filmstrip projector. If librarians have to show students how to use the equipment individually in order to learn how to use a library tool, it may be just as efficient and much cheaper to show them how to use the library tool individually. Some libraries have attempted to custom design equipment more suited for individual use without instruction, but as Mrs. Katharine Cipolla, Media Services Librarian at Massachusetts Institute of Technology, has warned, "Commercially available equipment is commercially repairable."¹¹ Finally, even though slide/tape presentations are popular and offer several advantages, librarians should not be dogmatic in their use. Other types of media presentations can be very effective for certain types of instruction.

While the general tone of these "Suggestions" may should discouraging, it is not really meant to be. It is only hoped that librarians will use the suggestions in developing a better approach to slide/tape productions. As one librarian noted, "It is very time consuming! It is challenging! It is drudgery! It is maddening! I wouldn't have missed the experience for anything."¹²

¹¹Based on personal correspondence between Mrs. Katharine Cipolla, Media Services Librarian, James Madison Barker Engineering Library, Massachusetts Institute of Technology, and the writer.

¹²Based on personal correspondence between Beulah Howison and the writer.


Audio - visual

Techniques

and

Library

Instruction



THE UNIVERSITY OF MICHIGAN

University Library

**Audio-visual techniques
and library instruction**

1975

©

This bibliography was compiled by Peggy Ann Kusnerz
(Audio-visual materials coordinator) and Marie Miller
(Library Extension Service) for the November 12-14, 1975
conference "Media and Messages".

Additional copies of this bibliography may be
obtained by contacting the Library Extension Service,
2360 Bonisteel Blvd., The University of Michigan,
Ann Arbor, Michigan, 48105.

PERMISSION TO REPRODUCE THIS COPY-
RIGHTED MATERIAL HAS BEEN GRANTED BY

Peggy Ann Kusnerz

TO ERIC AND ORGANIZATIONS OPERATING
UNDER AGREEMENTS WITH THE NATIONAL IN-
STITUTE OF EDUCATION. FURTHER REPR-
DUCTION OUTSIDE THE ERIC SYSTEM RE-
QUIRES PERMISSION OF THE COPYRIGHT
OWNER.

**AUDIO-VISUAL TECHNIQUES
AND
LIBRARY INSTRUCTION**

<u>Contents</u>	<u>Page</u>
GENERAL WORKS	1
Theory: Objectives	1
Evaluation and Selection of Media	1
Using AV Media in Productions	3
AV Media in Education	7
AV Media in Libraries	9
SLIDE/TAPE PRESENTATIONS	10
Planning and Production	10
Techniques (General)	11
Technique - Photography and Photographic Copying	13
EQUIPMENT	14
General	14
Audio	16
Slide Projectors	17

GENERAL WORKS

Theory: Objectives

- Briggs, Leslie J. *Handbook of Procedures for the Design of Instruction*. Pittsburgh: American Institute for Research, 1970.
- Geis, George L. *Behavioral Objectives; A Selected Bibliography and Brief Review*. Stanford University. ERIC Clearinghouse on Educational Media and Technology, 1972. (ED 060 671)
- Gronlund, Norman E. *Stating Behavioral Objectives for Classroom Instruction*. New York: The Macmillan Co., 1972.
- Hernandez, David E. *Writing Behavioral Objectives: A Programmed Exercise for Beginners*. New York: Barnes and Noble, distributed by Harper and Row, 1971.
- Lee, Blaine N. and Merrill, M. David. *Writing Complete Affective Objectives: A Short Course*. Belmont, CA: Wadsworth Pub. Co., 1972.
- Mager, Robert L. *Preparing Instructional Objectives*. Belmont, CA: Fearon Publishers, 1962.
- Thiagarajan, Sivasailam. "Good Objectives and Bad: A Checklist for Behavioral Objectives." *Educational Technology*. 13, no. 8 (1973): 23-28.
- "Toward Guidelines for Bibliographic Instruction in Academic Libraries." *College and Research Libraries News*. 36 (May 1975): 137-139, 169-171.
- Troyer, Donald Lee. "Formulating Performance Objectives." *Developing Teacher Competence*, pp. 43-80. Edited by James E. Weigand. Englewood Cliffs, NJ: Prentice-Hall, 1971.
- Vargas, Julie S. *Writing Worthwhile Behavioral Objectives*. New York: Harper and Row, 1972.
- Wilden, Sara Lou. "Planning a Library Instruction Program Based on Measurable Objectives." *Academic Library Instruction: Objectives, Programs, and Faculty Involvement*, pp. 13-21. Edited by Hannelore B. Rader. Ann Arbor, MI: Pierian Press, 1975.

Evaluation and Selection of Media

- "Audiovisual Guide; A Multimedia Subject List." *Previews*. 2 (March 1974): 55-56. 3 (September 1974): 35-36.
- Carter Yvonne et al., comp. "Selection of Materials and Equipment." In *Organization and Administration of the Learning Resources Center in the Community College*. Edited by Kenneth W. Allen and Loren Allen. Hamden, CT: Linnet Books, 1973.

"Fifty-seven of the Best A-V Offerings You'll Find Anywhere." *American School Board Journal*. 159 (September 1972): 25-28.

Gilkey, Joseph W. "Pick Media by Objectives, Not by the Numbers." *Nation's Schools*. 88 (October 1971): 68-70.

Gropper, George Leonard and Glasglow, Zita. *Criteria for the Selection and Use of Visuals in Instruction, a Handbook*. Englewood Cliffs, NJ: Prentice-Hall, 1971.

Hecht, Alfred R. and Klasek, Kristine R. "PAS: A Tool for Developing or Selecting Self-Instructional Materials." *Audiovisual Instruction*. 20 (April 1975): 27-29.

Hoffman, Jonathan. "Spending for Instructional Materials and Equipment, 1973-47." *School Management*. 18 (October 1974): 10-14.

Index to Instructional Media Catalogs; A Multi-Indexed Directory of Materials and Equipment for Use in Instructional Programs. New York: Bowker, 1974.

Isaacs, Dan Lee and George, Robert G. *Instructional Media; Selection and Utilization*. Dubuque, IA: Kendall/Hunt Publishing Co., 1971.

Jones, Norma L. "Selection of Media in Libraries: Criteria and Tools." *Wisconsin Library Bulletin*. 67 (May 1971): 131-134.

Kinder, James S. *Using Instructional Media*. New York: D. Van Nostrand, 1973.

Lasher, Edward B. "Evaluative Criteria of Non-Print Materials." *Audiovisual Instruction*. 20 (April 1975): 16-17.

"New and Important Audio-Visual Software." *Industrial Education*. 63 (May 1974): 62-63 and 64 (May 1975): 54-68.

Newren, Edward. "Comparative Techniques for Media Evaluation." 16 (June 1971): 30.

1975 Index to Kodak Information. Rochester, NY: Eastman Kodak Co., 1975.

Orderinde, Namu Olaolorun. "Instructional Material Assessment Tool." *Audiovisual Instruction*. 19 (April 1974): 22-24.

_____. "Pictorial Assessment and Selection." *Audiovisual Instruction*. 20 (January 1975): 20-22, 24-26.

Romiszowski, A.J. *Selection and Use of Instructional Media*. New York: Wiley, 1974.

Rufsvold, Margaret Irene and Guss, Carolyn. *Guides to Newer Educational Media: Films, Filmstrips, Kinescopes, Phonodiscs, Phonotapes, Programmed Instruction Materials, Slides, Transparencies, Videotapes*. 3d ed. Chicago: American Library Association, 1971.

- Schneider, Donald O. "Guidelines for Selecting Media." *Social Education*. 36 (November 1972): 799-802.
- "Selection and Evaluation of Media; Symposium." *Audiovisual Instruction*. 20 (April 1975): 4-74.
- Sgro, Larry and Munger, Ralph. "Audiovisual Materials: Purchase or Produce." *Wisconsin Library Bulletin*. 66 (March 1970): 88-90.
- Spirit, Diana L. "Clip and Route: Process of Selecting Materials." *Previews*. 3 (December 1974): 1.
- _____. "Hobgoblins: Audio-Visual Aids." *Previews*. 2 (May 1974): 3.
- Topper, Louis. "Evaluating Audiovisual Material." *Educational Technology*. 13 (May 1973): 19-20.
- Tosti, Donald T. and Ball, John R. "Behavioral Approach to Instructional Design and Media Selection." In *Strategies for Change in Information Programs*, pp. 311-343. Edited by William E. Hug. New York: Bowker, 1974.
- Wood, Irene. "Evaluating the Media." *Audiovisual Instruction*. 20 (April 1975): 6-8.
- Woolfs, Blanche and Loertscher, David V. "Previews - One Step in the Selection Process." *Audiovisual Instruction*. 20 (April 1975): 21-23.

Using AV Media in Productions

- American Association of Agricultural College Editors. *Communications Handbook*. 2d ed. Danville, IL: Interstate Publishers, 1970.
- "Are You Using Your AV Equipment Creatively?" *Instructor*. 81 (June 1972): 40-45.
- Bachman, John W. *How to Use Audio-Visual Materials*. New York: Association Press, 1956.
- Bathurst, Leonard H. and Klein, Bruce. *A Visual Communications System*. Dubuque, Iowa: Wm. C. Brown, 1966.
- Battelle Memorial Institute, Columbus, Ohio. *Guide to Audio-Visual Presentations*, by J.M. Dugan et al. New York: Wolf Business Publications, 1963.
- Battle Creek, Michigan Public Schools. *Audio-Visual Ideas: Let's Try Them!* Battle Creek, 1960.
- "Break Away With Media and Materials." *Instructor*. 79 (June 1970): 76-82.
- Brown, James W.; Lewis, Richard B.; and Harclerod, Fred F. *Audio-Visual Instruction: Media and Methods*. 3d ed. New York: McGraw-Hill Book Co., 1969.

Brown, James W.; Lewis, Richard B.; and Harcleroad, Fred F. *Audio-Visual Instruction: Technology, Media and Methods*. 4th ed. New York: McGraw-Hill, 1973.

Audio-Visual Instructional Materials Manual: A Self-Instructional Guide to AV Laboratory Experiences. 3d ed. New York: McGraw-Hill, 1969.

Bullard, John R. and Mether, Calvin E. *Audiovisual Fundamentals; Basic Equipment Operation and Simple Materials Production*. Dubuque, Iowa: W.C. Brown Co., 1974.

Clark, Richard E. "Planning Instructional Media: An Alternative Approach." *Urban Review*. 6 (November/December 1972): 30-33.

Cochran, Lida and Johnson, John. "Resource List of Information About Media Production." (In 3 Parts). *Audiovisual Instruction*. 19 (April 1974): 37-45; 19 (May 1974): 53-73; 19 (June/July 1974): 89-101.

Crocker, A.H. "AV Aids for Self-Instructional Programme Presentation." *Educational Media International*. 1, no. 3 (1971): 3-4.

Culclasure, David F. *Effective Use of Audiovisual Media*. Englewood Cliffs, NJ: Prentice-Hall, 1969.

Damerell, Reginald G. "Primacy of the Creative Function in Communication Media." *Educational Technology*. 14 (October 1974): 37-39.

De Kieffer, Robert Eulette and Cochran, Lee W. *Manual of Audio-Visual Techniques*. 2d ed. Englewood Cliffs, NJ: Prentice-Hall, 1962.

De Wolfe, Fred. "Every Man His Own Producer." *Educational Screen AV Guide*. 49 (May 1970): 12.

Dwyer, Francis M. "Color as an Instructional Variable." *AV Communications Review*. 19 (Winter 1971): 399-416.

"Effect of Method in Presenting Visualized Instruction." *AV Communications Review*. 21 (Winter 1973): 437-451.

"Exploratory Studies in the Effectiveness of Visual Illustrations." *AV Communications Review*. 18 (Fall 1970): 235-249.

Elements of Visual Literacy. Rochester, NY: Motion Picture and Education Markets Division, Eastman Kodak Co., 1970. (No. T-25).

The Elephants of Visual Literacy. Rochester, NY: Motion Picture and Education Markets Division, Eastman Kodak Co., 1972. (No. T-90-1-2).

Fleming, Malcolm L. "Perceptual Principles for the Design of Instructional Materials." *Viewpoints*. 46 (July 1970): 69-200.

- Formanek, Ruth and Swayze, John. "Teachers and Technology: Exploring Visual Literacy." *Audiovisual Instruction*. 16 (March 1971): 86-87.
- Fransecky, Roger B. ed. "Visual Literacy; Symposium." *Audiovisual Instruction*. 17 (May 1972): 7-10.
- Franzwa, Dale. "Influence of Meaningfulness, Picture Detail, and Presentation Mode on Visual Retention." *AV Communication Review*. 21 (Summer 1973): 209-223.
- Freedman, Carol R. "Deciding How to Teach: Instructional Design." *Audiovisual Instruction*. 19 (June 1974): 47.
- Frye, Roy A. "Workshops and Seminars in Media Usage." *Audiovisual Instruction*. 16 (March 1971): 71-73.
- Guimarin, Spencer. *Local Production Techniques*. Austin: Instructional Media Center, Division of Extension, University of Texas, 1967.
- Haas, Kenneth Brooks and Packer, Harry Q. *Preparation and Use of Audio-Visual Aids*. 3d ed. New York: Prentice-Hall, 1955.
- Heusser, Douglas-Bruce. "Use of Audiovisuals." *Spectrum: International Journal of Religious Education*. 50 (Winter 1974): 28-31.
- Hug, William E. "Value of Media and Information." *Educational Technology*. 14 (November 1974): 61.
- Hustuft, Dean. "Media in Instructional Processes." *Educational Technology*. 13 (December 1973): 61.
- Kemp, Jerrold E. *Planning and Producing Audiovisual Materials*. Scranton, PA: Chandler Publishers, 1968.
- _____. "Which Medium?" *Audiovisual Instruction*. 16 (December 1971): 32-36.
- Kinder, James Screngo. *Audio-Visual Materials and Techniques*. 2d ed. New York: American Book Co., 1959.
- Kodak Literature Packet: *Audiovisual*. Rochester, NY: Motion Picture and Audiovisual Markets Division, Eastman Kodak Co., n.d.
- Kuo, Frank F. "Creating Visuals for a Multi-Screen Presentation." *Audiovisual Instruction*. 17 (September 1972): 83-85.
- Levy, Phyllis. "Instructional Design: Audiovisual Materials." *Previews*. 3 (October 1974): 3.
- Metcalf, Richard M. *An Exploratory Analysis of Projection-Standard Variable (Screen Size, Image Size, and Image Contrast) in Terms of Their Effects On the Speed and Accuracy of Discrimination; Final Report*. Bloomington: Indiana University Press, 1967.

Miller, Glen. "Utilizing New Audiovisual Resources." *Agricultural Education Magazine*. 47 (March 1975): 201.

Nathanson, David E. "Controlling Content of Visuals in Comparing Production Techniques." *Audiovisual Instruction*. 19 (September 1974): 51-52.

Photographic Copying [Filmstrip]. Producing Effective Audiovisual Presentations. Media Research and Development, Arizona State University, n.d., and cassette.

Preparing Materials for Visual Presentations. Rochester, NY: Motion Picture and Audiovisual Markets Division. Eastman Kodak Co., 1974. (No. S-13).

"Procedures for Instructional Design; Proceedings of the 1972 Lincoln Leadership Conference on Instructional Design." *Audiovisual Instruction*. 17 (October 1972): 8-15.

Purvis, J.R. "Visual Literacy: An Emerging Concept." *Educational Leadership*. 30 (May 1973): 714-716.

Revill, Don H. "Audio-Visuals." *New Library World*. 73 (October 1972): 417-418.

Rhodes, William. "Do-It-Yourself Audiovisual Instruction." *School Management*. 16 (August 1972): 31-33.

Ross, Samuel B. "Visual Literacy: A New Concept." *Audiovisual Instruction*. 17 (May 1972): 12-15.

Rowe, Mack R. *et al.* "Message is You: Guidelines for Preparing Presentations." (In 3 Parts). *Audiovisual Instruction*. 16 (January 1971): 53-65; 16 (February 1971): 55-68; and 16 (March 1971): 103-112.

"A Selected Bibliography on Visual Literacy." *Audiovisual Instruction*. 16 (February 1971): 49-51.

Silverstein, George. "Audiovisual Workshops." *Audiovisual Instruction*. 16 (March 1971): 83-84.

Steinmetz, Andrés. "Media and Methods in Theory of Instruction." *Journal of Teacher Education*. 23 (Fall 1972): 323-329.

Topper, Louis. "Checklist For Instructional Software Design." *Educational Technology*. 12 (May 1972): 22-24.

_____. "Communications Model to Help Understand the Main Problems of AV Materials Design and Use." *Educational Technology*. 14 (April 1974): 30-314.

Tribble, Muriel. "Producing Instructional Media: An Award Winner Reports." *NYLA Bulletin*. 22 (April 1974): 7.

Van Mondfrans, Adrian P. and Houser, Ronald L. - "Selecting Media to Present Basic Concepts." *Educational Technology*. 10 (December 1970): 40-43.

Wadsworth, Raymond. "12 No-No's in A-V Presentation." *American School and University*. 44 (August 1972): 30-33.

Wiman, Raymond V. *Instructional Materials; An Illustrated Handbook of Ideas, Skills and Techniques for Producing and Using Audiovisual Materials*. Worthington, Ohio: C.A. Jones Publishing Co., 1972.

Wittich, Walter Arno and Schuller, Charles Francis. *Audiovisual Materials: Their Nature and Use*. 3d ed. New York: Harper, 1962.

_____. *Audiovisual Materials: Their Nature and Use*. 4th ed. New York, Harper and Row, 1967.

_____. *Instructional Technology: Its Nature and Use*. 5th ed. New York: Harper and Row, 1973.

Wolf, Willavene. "Perception of Visual Displays." *Viewpoints*. 47 (July 1971): 112-140.

Zalatimo, Suleiman D. "Media Preparation Services in Higher Education." *Audiovisual Instruction*. 17 (December 1972): 26, 28-31.

AV Media in Education

Belland, John C. "Educational Media: Why Bother? A Statement of Concern About the Important Role of Media Personnel in the Development of Learning Opportunities for the User, Student and Teacher." *School Media Quarterly*. 3 (Spring 1975): 219-222, 235-236.

Brown, A.G. and Rainbird, S.W. *Visual-Audio Aids in Education*. Hong Kong: Government Press, 1962.

Dale, Edgar. *Audio-Visual Materials in Teaching*. 3d ed. New York: Holt Rinehart and Winston, 1969.

Dondis, Donis A. *A Primer of Visual Literacy*. Cambridge, MA: MIT Press, 1973.

Dwyer, Francis M. *Adapting Varied Visual Illustrations for Optimum Teaching and Learning [Microform]*. University Park, PA: Penn State University, Division of Instructional Services, 1969, 1 fiche (negative), 10.5 X 15 cm. (ED 041 479).

Fransecky, Roger B. and Debes, John L. *Visual Literacy: A Way to Learn, a way to Teach*. Washington, DC: Association of Educational Communications and Technology, 1972.

Goudket, Michael. *Audiovisual Primer*. Rev. ed. New York: Teachers College, Columbia University Press, 1974.

- Hempstead, John O. *Media and the Learner: The Influence of Media-Message Components on Students' Recall and Attitudes Toward the Learning Experience.* (Dissertation) Madison: University of Wisconsin, 1973.
- Kemp, Jerrold E. *Instructional Design.* Belmont, CA: Lear Siegler, Inc./ Fearon Publishers, 1971.
- Langford, Michael J. *Visual Aids and Photography in Education; A Visual Aids Manual for Teachers and Learners.* New York: Hastings House, 1973.
- Linton, Dolores and Linton, David S. *Practical Guide to Classroom Media.* Dayton, OH: Pflaum Standard, c1971.
- McIvey, G.F. "Components of an Effective Multi-Media System for College and University Instruction." *Audiovisual Instruction.* 20 (April 1975): 42-45.
- Michigan. University. Audio-Visual Education Center. *Audio-Visual Resources For Creative Teaching.* Ann Arbor, MI: The Center, 1961.
- Möller, Hans. *Media For Discovery, a Handbook for Teachers.* Toronto: Maclean-Hunter, 1970.
- Polette, Nancy. *In-Service: School Library/Media Workshops and Conferences.* Metuchen, NJ: Scarecrow Press, 1973.
- Ross, Samuel B. "Steps Toward Visual Literacy." *School Media Quarterly.* 1 (Spring 1973): 205-208.
- Schlack, Lawrence B. and Kofel, John W. "Media in the Classroom; An Assessment of Student and Teacher Attitudes." *School Media Quarterly.* 3 (Spring 1975): 204-209.
- Scuorzo, Herbert E. *The Practical Audio-Visual Handbook For Teachers.* West Nyack, NY: Parker Publishing Co., 1967.
- Syracuse University. Area of Instructional Technology. *Audiovisual Resources For Teaching Instructional Technology; An Annotated List of Materials.* Syracuse, NY: 1971.
- Taggart, Dorothy T. *Guide to Sources in Educational Media and Technology.* Metuchen, NJ: Scarecrow Press, 1975.
- Taylor, E.A. *A Manual of Visual Presentation in Education and Training.* New York: Pergamon Press, 1966.
- Thornton, James W. and Brown, James W. *New Media and College Teaching.* Washington: Department of Audiovisual Instruction, National Education Association, 1968.
- Wiman, Raymond and Mierhenry, Wesley. *Educational Media: Theory Into Practice.* Columbus, OH: Charles E. Merrill Publishing Co., 1969.

AV Media In Libraries

- Dewey, Bruce E. and Howard, Richard. *Media and Instructional Technology in the Library; A Bibliography of Readings*. Syracuse, NY: Center for Instructional Communications, 1970.
- Dupuy, Trevor N. "Academic Media Services." In *Bibliographic Control of Non-Print Media*, pp. 107-111. Edited by Pearce S. Grove and Evelyn G. Clement. Chicago: American Library Association, 1972.
- Enright, Brian J. *New Media and the Library in Education*. Hamden, CT: Linnet Books, 1972.
- Hopkinson, Shirley L. *Instructional Materials for Teaching the Use of the Library*. 4th ed. San Jose, CA: Claremont House, 1971.
- Keel, Helen K. "Library Skills; Multimedia, Curriculum-Centered Presentation." *Instructor*. 83 (November 1973): 32.
- Lieberman, Irving. "Audiovisual Services in Libraries." In *Advances in Librarianship*, Vol. 5, pp. 231-277. New York: Academic Press, 1975.
- _____. *A Working Bibliography of Commercially Available Audio-Visual Materials for Teaching of Library Science*. Occasional Papers, no. 94. Urbana, IL: University of Illinois Graduate School of Library Science, 1968.
- National Study of Secondary School Evaluation. "Instructional Materials Services - Library and Audio-Visual," Section F, pp. 257-272. In *Evaluative Criteria*. Washington, 1960.
- "New Concepts in Audiovisual Service." *Wisconsin Library Bulletin*. 68 (January 1972): 1-41.
- Peterman, Edward and Holsclaw, Jim. "Library Orientation in a New Mode; Programmed Tapes at Azusa Pacific College." *Audiovisual Instruction*. 16 (February 1971): 46-47.
- Pierce, Preston E. "Make Your Own Library Skill Reinforcers." *Audiovisual Instruction*. 17 (January 1972): 58.
- Prostano, Emanuel T., comp. *Audiovisual Media and Libraries; Selected Readings*. Littleton, CO: Libraries Unlimited, 1972.
- Rice, Margaretta G. *Audio-Visual Aids for Teaching the Use of the School Library*. Ottawa: Canadian School Library Association, 1968.
- Schauder, D.E. "AV Material and the University Library." *South African Libraries*. 42 (October 1974): 43-53.
- Schwarz, Philip. "Use of the New Media in College Library Orientation: An Annotated Bibliography." *Mountain-Plains Library Quarterly*. 15 (Spring 1970): 19-28.
- Sherman, Steve. *A B C's of Library Promotion*. Metuchen, NJ: Scarecrow Press, 1971.

SLIDE/TAPE PRESENTATIONS

Planning and Production

- Bentley, Michael. "How to Publish Your Own Slide/Tape Presentation." *Audiovisual Instruction*. 19 sup (March 1974): 10-12.
- Earnshaw, F. "Co-operative Production of Tape/Slide Guides to Library Services." *Library Association Record*. 73 (October 1971): 192-193.
- Ferguson, Roy and Schorr, Jon. "Curing the Filmmaking Blahs; Slide Programs." *Media and Methods*. 11 (January 1975): 30-32.
- Francombe, Anthony. "Production of Slide/Tape Sequences." *Educational Media International*. no. 2 (1974): 24-31.
- Groneman, Nancy. "How to Make Instructional Slide Presentations." *Business Education Forum*. 29 (December 1974): 8.
- Hubinger, Henry and Schultz, Harry P. "Time-Lapse Multiple Slide Projection As An Instructional Aid." *Journal of Chemical Education*. 48 (September 1971): 618-620.
- Hughes, J. Marshal. "Tour of the Library by Audio-Tape." *Special Libraries*. 65 (July 1974): 288-290.
- Library Association. Audio-Visual Group. *Slides and Sound Recordings: Their Organization and Exploration*. By the Author, 1972.
- Lukas, Terrance G. et al. "Design an Automated 4 Slide, 2 Projection System." *Audiovisual Instruction*. 18 sup (September 1973): 4-6.
- Murray, Elizabeth. "Visually Speaking; Slide Tape Making." *Instructor*. 83 (January 1974): 56-57.
- Orgen, Carl F. *Production of Slide-Tape Programs*. Iowa City: School of Library Science, University of Iowa, 1972.
- Palmer, Millicent C. "Creating Slide-Tape Library Instruction: The Librarian's Role." *Drexel Library Quarterly*. 8 (July 1972): 251-267.
- Planning and Producing Slide Programs*. Rochester, NY: Eastman Kodak and Co., 1975.
- Ring, Arthur E. *Planning and Producing Handmade Slides and Filmstrips For the Classroom*. Belmont, CA: Fearon Publishers, 1974.
- Schroth, John F. "How to Produce a Slide-Tape Talk." In *The Fourth Here's How Techniques for Outstanding Pictures*. pp. 47-55., Rochester, NY: Eastman Kodak Co., 1967.
- Schwenk, Jörg. "Production of a Slide/Tape Sequence." *Educational Media International*. no. 2 (1974): 3-6.

Slide Showmanship With a Kodak CAROUSEL Projector. Rochester, NY: Customer Markets Division, Eastman Kodak Co., 1974. (No. AA-6)

Thompson, Marlene. "AV Look At Library Skills; Slide-Tape Show on Library Methodology." *Instructor*. 84 (January 1975): 110, 112.

Techniques (General)

Beaumont-Craggs, Ray. *Slide-Tape and Dual Projection: How to Link Slide Projection With Tape Recording.* London: Focal Press, 1975.

Bradley, Curtis. "Economy Slides, Fast." *Media and Methods*. 8 (September 1971): 82.

Caucutt, Allen. "Saying It With Slides." *Today's Education*. 62 (May 1973): 55.

Churney, Marie. "Making Slides From Black-and-White Negatives." *Science Teacher*. 42 (February 1975): 54, 56.

Clark, M.J. "16mm Films and 35mm Slides Are Still Going Strong." *Times Educational Supplement*. 2983 (July 21, 1972): 34.

Coltharp, Joe. *Production of 2 X 2 Inch Slides For School Use.* Rev. ed. Austin: Visual Instruction Bureau, University of Texas, 1970.

Cyr, Don J. "Making Color Slides Without a Camera." *Arts and Activities*. 74 (November 1973): 18-20.

Diefenbach, Robert G. "Freeze-frame: A New Way to Augment Motion Pictures With Tape/Slide." *Audiovisual Instruction*. 19 (February 1974): 48-50.

Erickson, Don G. "Easy, Inexpensive Slide Duplication." *Audiovisual Instruction*. 17 (February 1972): 76 and *Media and Methods*. 8 (February 1972): 50.

Fischer, Lorraine E. "Projector Slides." *Instructor*. 82 (November 1972): 45.

Fuller, Mel. "Color Lift Slides." *Media and Methods*. 8 (December 1971): 47.

Gordon, Anita. "Pictures Into Slides." *Media and Methods*. 9 (May 1973): 63.

Hall, Neal. "Adding Impact to 35mm Slides." *Audiovisual Instruction*. 20 (May 1975): 57.

Hollander, Steven. "Better, Faster 35mm B and W Transparencies." *Audiovisual Instruction*. 19 (November 1974): 83-84.

Hollick, Frank A. "Cheap Graphic Slides." *Media and Methods*. 8 (April 1972): 48.

Hutton, Deane W. and Lescohier, Jean Anne. "Making Title Slides; Superimposition Effect." *Audiovisual Instruction*. 19 sup (May 1974): 4-6.

Kodak AV Equipment Memo-Fast Slide Changes Without Dark-Screen Intervals, Using a Control Box and Two KODAK EKTAGRAPHIC or CAUSEL Slide Projectors. Rochester, NY: Motion Picture and Education Markets Division, 1971. (No. S-70-1-1).

Kodak AV Equipment Memo-Synchronizing Slide Changes in Multi-Image Presentations. Rochester, NY: Eastman Kodak Co., n.d.

Kurzweg, Lutz. "Inexpensive 35mm Slides Made Using a Xerox Machine." *Physics Teacher*. 12 (March 1974): 174,180.

McGarry, Jerome T. "Slide-Duplicating Techniques." In *the Fourth Here's How Techniques for Outstanding Pictures*, pp. 26-36. Rochester, NY: Eastman Kodak, Co., 1967.

McGuire, Sister Mary Ricarda. "Slides With a Purpose." *Catholic Library World*. 45 (October 1973): 118-119.

Mounting Slides in Glass. Rochester, NY: Customer Markets Division, Eastman Kodak Co., 1973. (No. AE-36).

Nelson, Leslie Weldemar. "Projection Devices and Materials." In *Instructional Aids: How to Make and Use Them*. 2d ed., pp. 245-264. Dubuque, IA: W.C. Brown Co., 1970.

Reverse-Text Slides From Black-On-White Line Artwork: Negative Approach For 2 X 2 Slides. Rochester, NY: Motion Picture and Audiovisual Markets Division, Eastman Kodak Co., 1975. (No. S-26).

Reynolds, G. William and Ward, Roger W. "2in. X 2in. Slide Series: Make 'em Yourself." *Physics Teacher*. 9 (February 1971): 93-94.

Rothschild, Norman. *Making Slide Duplicates, Titles and Filmstrips*. 3d ed. Garden City, NY: Amphoto, 1973.

Rothschild, Norman and Wright, George B. *Mounting, Projecting and Storing Slides*. 2d ed., rev. New York: Universal Photo Books, 1961.

Rutt, David. "Titling For Slide Presentations." *Audiovisual Instruction*. 19 sup (May 1974): 2-3.

Sewert, Elmer A. "Five-Minute Slide Titles." *Media and Methods*. 9 (September 1972): 75.

Sharkey, Arthur P. and Emenecker, Richard H. "Rehearsing a Slide Presentation Without a Projector!" *Audiovisual Instruction*. 19 sup (May 1974): 12-13.

Slides With a Purpose. Rochester, NY: Motion Picture and Audiovisual Markets Division, Eastman Kodak Co., 1974. (No. V1-15)

Zaslavsky, Gerald. "Synchronizing; Slide/Audio Tape Presentations." *Media and Methods*. 9 (September 1972): 74-75.

Technique - Photography and Photographic Copying

- Barry, Les. *Getting Started in Photography*. 2d ed. New York: Amphoto, 1967.
- Basic Copying*. Rochester, NY: Customer Markets Division, Eastman Kodak Co., 1973.
- Beeler, Robert. "Tipping Techniques." In *More Here's How Techniques For Outstanding Pictures*, pp. 1-10. Rochester, NY: Consumer Markets Division, Eastman Kodak Co., c1964.
- Croy, O.R. *Camera Copying and Reproduction*. London: Focal Press, 1964.
- Creative Photography: Camera and Darkroom Manual*. Tempe, AZ: Media Research and Development, Arizona State University, n.d.
- Creative Photography: Camera Series [Kit]*. Media Research and Development, Arizona State University, n.d. 6 filmstrips, 6 cassettes, 1 instructional guide.
- Creative Photography: Darkroom Series [Kit]*. 2d ed., Media Research and Development, Arizona State University, n.d., 6 filmstrips, 6 cassettes, 1 instructional guide.
- Creative Photography: Film Loading Series [Motion Picture]*. Media Research and Development, Arizona State University, n.d., 3 reels, 7min. (3min., 2min., 2min.) col., super 8mm.
- Daniels, Dan. *Photography From A to Z*. New York: Amphoto, 1968.
- Davis, Phil. *Photography*. 2d ed. Dubuque, IA: Wm. C. Brown and Co., 1975.
- Filters for Black-and-White and Color Pictures*. 7th ed. Rochester, NY: Eastman Kodak Co., 1974, c1969. (No. AB-1)
- A Glossary of Photographic Terms*. Rochester, NY: Customer Markets Division, Eastman Kodak Co., 1974. (No. AA-9)
- Hawken, William R. *Copying Methods Manual*. Chicago: American Library Association, 1966.
- _____. *You and Your Camera*. New York: Amphoto, 1974.
- Kodak AV Equipment Memo-Using Polarized Light for Copying*. Rochester, NY: Motion Picture and Education Markets Division, Eastman Kodak Co., 1973. (No. S-70-1-2)
- Kodak Literature Packet: Amateur Photography*. Rochester, NY: Customer Markets Division, Eastman Kodak Co., 1974. (No. U-953)
- Kodak Literature Packet: Photofabrication*. Rochester, NY: Eastman Kodak Co., n.d.

Langford, Michael J. *Basic Photography, A Primer for Professionals*.
3d ed. Garden City, NY: American Photographic Book Publishing Co.,
1973.

Lockard, Jim. "Instructional Photo/Essays, Or a Picture is Worth 100
Man-Hours of Instruction." *Audiovisual Instruction*. 19 (October
1974): 34-35.

Outline for Teaching a Course in Basic Darkroom Technique. Rochester,
NY: Customer Markets Division, Eastman Kodak Co., 1974. (No. AT-107)

Outline for Teaching a Course in Basic Photography. Rochester, NY:
Eastman Kodak Co., n.d.

Photographic Copying [Filmstrip]. Producing Effective Audiovisual
Presentations. Media Research and Development, Arizona State
University, 1975, 76 fr., col.; cassette, 14 min.; and instructional
guide, 28 p.

Simple Copying Techniques With a Kodak EKTAGRAPHIC Visualmaker. Rochester,
NY: Motion Picture and Education Markets Division, Eastman Kodak
Co., 1973. (No. S-40)

Spillman, Ronald. *The Complete Photobook*. 2d ed. London: Fountain
Press, 1971.

Weisbord, Marvin. *Basic Photography*. 3d ed. NY: American Photographic
Book Publishing Co., 1973.

Williams, Buford L. "Projecting Polaroid Photographs." *Science Teacher*.
41 (March 1974): 41.

EQUIPMENT

General

The Audio-Visual Equipment Directory. 21st ed., 1975-76. Fairfax, VA:
National Audio-visual Association, Inc., 1975.

Audiovisual Planning Equipment. Rochester, NY: Motion Picture and
Audiovisual Markets Division, Eastman Kodak Co., 1974. (No. S-11)

Davidson, Raymond L. *Audiovisual Machines*. 2d ed. Scranton, PA:
International Textbook Co., 1969.

Eboch, Sidney C. and Cochern, George W. *Operating Audio-Visual Equipment*.
2d ed. San Francisco: Chandler Publishing Co., distributed by
Science Research Associates, Chicago, 1968.

- "Filmstrip and Filmstrip/Slide Projectors." *Library Technology Reports*.
(January 1970): 1-11. (March 1970): 1-18.
- Kern, J. "Mr. Fix-It: AV Maintenance." *Ohio Association School Library Bulletin*. 26 (January 1974): 48-49.
- Kodak 1975 Audiovisual Products Catalog. Rochester, NY: Eastman Kodak Co., n.d.
- Locatis, Craig N. "Evaluating Instructional Hardware." *Audiovisual Instruction*. 20 (April 1975): 12-14.
- Marchant, H. "Checklist For the Selection of Audiovisual Equipment For Individual and Small Group Presentations." *Audiovisual Instruction*. 20 (April 1975): 66-67.
- Möller, Hans. "Anything New In AV Equipment?" *Educational Media International*. 1, no. 3 (1971): 7-12.
- Motion Picture, TV and Theatre Directory; For Services and Products*. Tarrytown, NY: Motion Picture Enterprises, Inc., 1975.
- Oates, Stanton C. *Audiovisual Equipment: Self-Instruction Manual*. 3d ed. Dubuque, Iowa: W. C. Brown, 1975.
- Pula, Fred John. *Application and Operation of Audiovisual Equipment In Education*. New York: Wiley, 1968.
- Revill, Don H. "New Equipment For Resources." *New Library World*. 75 (May 1974): 97.
- Rosenberg, Kenyon C. "The Selection of Audiovisual Equipment: A Few Basics." *Previews*. 3 (January 1975): 7-14.
- Schieman, Erv. "Preview Paranoia: What Equipment To Buy?" *Library Association of Alberta Bulletin*. 5 (October 1974): 113-114.
- Schlosser, Ronald E. "Selecting and Maintaining Audiovisual Equipment." *Spectrum: International Journal of Religious Education*. 48 (Winter 1972): 26-27.
- Schoenhals, Neil. "Buying and Using A-V Hardware and Materials; Interview." *Industrial Arts and Vocational Education*. 60 (May/June 1971): 21-22.
- Schoenhals, Neil L.; Brail, Frederick R.; and Hessler, David W. "Before You Buy Audio-Visual Hardware/Software." *Industrial Arts and Vocational Education*. 60 (December 1971): 18, 20-21.
- Shaver, Johnny M. "Selecting Initial Media Equipment For New Facilities." *School Media Quarterly*. 2 (Spring 1974): 227-233.

Sources of Motion-Picture Services and Equipment: 16mm, 8mm and Super 8.
Rochester, NY: Customer Markets Division, Eastman Kodak Co., 1975.
(No. AD-20)

U. S. Bureau of Naval Personnel. *Projectionist's Manual.* Washington, DC:
U. S. Government Printing Office, 1964.

United States Testing Company. "Filmstrip and Combination Filmstrip/Slide
Projectors For Libraries." *Library Technology Reports.* (September
1969): 1-53.

Using Technology: The Equipment; An In-Service Series. Milwaukee, WI:
Dept. of Instructional Resources, Milwaukee Public Schools, 1972-1973.

Ward, Phyllis. "Where To Kick; Troubleshooter's Guide For Teachers Who
Don't Need Trouble." *Audiovisual Instruction.* 19 sup (March 1974):
2-4.

Wyman, Raymond. *Mediaware: Selection, Operation and Maintenance.* Dubuque,
IA: William C. Brown, 1969.

Audio

Aldred, John. *Manual of Sound Recording.* 2d ed. London: Fountain Press,
1971.

"Cassette Tape Recorders For Libraries." *Library Technology Reports.*
(November 1970): 1-2.

Crowhurst, Norman H. *A B C's of Tape Recording.* 3d ed. Indianapolis,
IN: Howard W. Sams and Co., 1971.

Hellyer, H. W. *How To Choose and Use Tape Recorders.* Hemel Hempstead,
England: Fountain Press, 1973, cl970.

National Education Association of the United States. Division of Educational
Technology. *Portable Video Tape Recorder: A Guide For Teachers.*
Edited by J. Robert McAdam and Charles J. Vento. Washington, 1969.

Rosenberg, Kenyon C. "Tape Recorders: Open Reel Vs. Cassettes: Look
Before You Leap." *LJ/SLJ Previews.* 1 (October 1972): 5-11.

Sloan, Robert. *The Tape Recorder.* Austin: Instructional Media Center,
University of Texas, 1970.

"Tape Recorders." *Library Technology Reports.* (March 1970): 1-24.

United States Testing Company, Inc. "Cassette Tape Recorders for Libraries."
Library Technology Reports. (July 1971): 1-33.

Wescott, Charles G. and Dubbe, Richard F. *Tape Recorders: How They Work.*
Indianapolis, IN: Howard W. Sams, 1964.

Slide Projectors

Kodak AV Equipment Memo - Adapting Projection Lenses of KODAK EKTAGRAPHIC and CAROUSEL Slide Projectors for Special Applications. Rochester, NY: Motion Picture and Education Markets Division, Eastman Kodak Co., 1973. (No. S-70-8-7)

Kodak AV Equipment Memo - The Care and Maintenance of KODAK CAROUSEL Slide Trays. Rochester, NY: Motion Picture and Audiovisual Markets Division, Eastman Kodak Co., 1975. (No. S-56)

Kodak AV Equipment Memo - Heavy-Duty Operation of KODAK EKTAGRAPHIC and CAROUSEL Slide Projectors. Rochester, NY: Eastman Kodak Co., n.d.

Kodak AV Equipment Memo - Reducing or Controlling Light Output of KODAK EKTAGRAPHIC and CAROUSEL Slide Projectors. Rochester, NY: Motion Picture and Audiovisual Markets Division, Eastman Kodak Co., 1974. (No. S-70-0-6)

Kodak AV Equipment Memo - Using KODAK EKTAGRAPHIC and CAROUSEL Slide Projectors on 50 Hz Current. Rochester, NY: Motion Picture and Audiovisual Markets Division, Eastman Kodak Co., 1973. (No. S-70-3-2)

ANTELOPE VALLEY COLLEGE

Mrs. Mercedes M. Taylor
Assistant Librarian
Roy A. Knapp Library
3041 W. Ave. K
Lancaster, California 93534

Associate Degree Granting Institution
1001-5000 FTE Students
0-50,000 Volumes in the Library

-
1. Purpose of Presentations: Use slide/tapes for orientation
 2. Courses Using Presentations: No complete program offered
 3. Presentation Access Control: Any group on demand
 4. Presentation Subjects: General Library Orientation (25 minutes)
 5. Presented By: Professional librarian
 6. Viewing Locations: In learning labs and near library item to be used
 7. Produced By: Audio-Visual Services of the institution
 8. Financed By: Audio-Visual Services
 9. Number of Viewers/Year: Information not provided
 10. Evaluation: Evaluated by librarians, classroom faculty, and students by interviewing users
 11. Equipment: Kodak Ektagraphic Slide Projector; Wollensak Cassette Tape Recorder 2520 AV or 2522 H20
 12. Availability: Most of the information is general, but slides apply only to this library; not available for loan
 13. Comments: "Our slide/tape program has been successful in putting the services of the library over to the students. It takes the place of long lectures and library tours."

UNIVERSITY OF ARKANSAS

Richard H. Reid
Assistant Director of Public Services
University Libraries
Fayetteville, Arkansas 72701

Doctorate Granting Institution
10,001-15,000 FTE Students
500,000+ Volumes in the Library System

-
1. Purpose of Presentations: Have used slide/tapes for orientation, but no longer use the tape portion of the program
 2. Courses Using Presentations: No complete program offered
 3. Presentation Access Control: Any group on demand
 4. Presentation Subjects: General Library Orientation (30 minutes)
 5. Presented By: Library support staff member
 6. Viewing Locations: In the library audio-visual viewing room
 7. Produced By: The library
 8. Financed By: The library
 9. Number of Viewers/Year: Approximately 1200 or 10% of the student body
 10. Evaluation: Evaluated by librarians, classroom instructors, and students by questionnaires completed by users and interviewing users
 11. Equipment: Ampex 1100 Reel to Reel Tape Recorder; Kodak 750 Carousel Slide Projector; Kodak Carousel Sound Synchronizer
 12. Availability: Not adaptable to other libraries
 13. Comments: Dropped tape portion of presentation. Live presentation with the slides has helped 100%. Once the original slide/tape presentation was established, there was a tendency for neglect to set in and updating and repair not quickly performed.

UNIVERSITY OF ARKANSAS AT LITTLE ROCK

Steve Parker
Reference Librarian/Instructor Library Science
University of Arkansas at Little Rock Library
33rd & University
Little Rock, Arkansas 72204

Master's Granting Institution
1001-5000 FTE Students
100,000-250,000 Volumes in the Library

-
1. Purpose of Presentations: Use slide/tapes for orientation; use slide/tapes for instruction on major library items
 2. Courses Using Presentations: No complete program offered
 3. Presentation Access Control: Any user or group on demand
 4. Presentation Subjects: General Library Orientation (6 minutes); Periodical Indexes (2 minutes); Card Catalog (4 minutes)
 5. Presented By: Individual may view presentations without assistance
 6. Viewing Locations: In the library's reference area
 7. Produced By: The library (Approximate cost: \$500)
 8. Financed By: Grant funding
 9. Number of Viewers/Year: Approximately 1000 or 18% of the student body
 10. Evaluation: Evaluated by librarians, classroom instructors, and students through formal test of users; questionnaire completed by users, and interviewing users
 11. Equipment: Singer Caramate 8805
 12. Availability: Not adaptable to other libraries
 13. Comments: "At present time we have only one slide/tape program in operation. It is intended to serve as a general orientation to the UALR library, but there are some elements of library instruction..." "The slide/tape program has been very favorably received by students, faculty, and librarians alike."

Linda F. Fisk
Assistant Librarian
Behrend College Library
Erie, Pennsylvania 16510

Master's Granting Institution
1001-5000 FTE Students
0-50,000 Volumes in the Library

-
1. Purpose of Presentations: Use slide/tapes for orientation
 2. Courses Using Presentations: No complete program offered
 3. Presentation Access Control: Primarily freshman English classes
 4. Presentation Subjects: "Information Shock-How To Cope" with mainly Readers' Guide as an example (3 minutes); Social Science Index (2 minutes); other indexes and abstracts (2 minutes); card catalog (6 minutes); and bibliographies (3 minutes)
 5. Presented By: Professional librarian
 6. Viewing Locations: In seminar room of the library
 7. Produced By: The library (Approximate cost: \$35 in materials-staff time not totaled)
 8. Financed By: The library
 9. Number of Viewers/Year: Approximately 380 or 25% of the student body
 10. Evaluation: No formal evaluation
 11. Equipment: Kodak Model AF Slide Projector; Wollensak Model 2551 AV Sync. Tape Recorder
 12. Availability: Adaptable to other libraries, but not available at the present time due to heavy use and risk of loss or damage
 13. Comments: "Our slide/tape intends to instruct in the use of the card catalog and the indexes to periodicals and to make viewers aware of other bibliographies. This may be too much to give students in 18 minutes." Stress the variety of resources and necessity of asking a librarian

BOSTON COLLEGE

Jan Baranowski
Chief Reference Librarian
Bapst Library
Chestnut Hill, Massachusetts 02167

Doctorate Granting Institution
10,001-15,000 FTE Students
500,000+ Volumes in the Library System

-
1. Purpose of Presentations: Use slide/tapes for orientation
 2. Courses Using Presentations: No complete program offered
 3. Presentation Access Control: Mainly incoming freshmen and transfer students
 4. Presentation Subjects: General Library Orientation ("The information is locational or directional and is not meant to be instructional.")
 5. Presented By: Professional librarian; also librarians instruct volunteers from a student service-oriented group on how to present the slide/tape
 6. Viewing Locations: Conference Room in the Student Union Center
 7. Produced By: The library and audio-visual services
 8. Financed By: The library
 9. Number of Viewers/Year: Approximately 2,500 or 20% of the student body
 10. Evaluation: Evaluated by librarians and Boston College Orientation Committee
 11. Equipment: Kodak Ektagraphic Slide Projector Model E-2
 12. Availability: Not adaptable to other libraries
 13. Comments: "The slide/tape program has been most successful in creating an awareness among incoming students of the types of library services and facilities available at Boston College."

UNIVERSITY OF CALIFORNIA AT DAVIS

Theodore F. Gould
Educational Services Program Coordinator
Sheilds Library
Davis, California 95616

Doctorate Granting Institution
15,001-20,000 FTE Students
500,000+ Volumes in the Library System

-
1. Purpose of Presentations: Use slide/tapes for orientation; use slide/tapes for instruction on major library items
 2. Courses Using Presentations: No complete program offered
 3. Presentation Access Control: Any user on demand
 4. Presentation Subjects: General Library Orientation: "Libraries of the University of California at Davis" (12 minutes);
Card Catalog: "Instruction in the use of Subject Headings and Subject Catalog" (12 minutes)
 5. Presented By: Individual views presentation without assistance
 6. Viewing Locations: Near library item to be used
 7. Produced By: The library (Approximate cost for each: \$25)
 8. Financed By: The library
 9. Number of Viewers/Year: General Library Orientation: Shown continuously Monday through Friday during Registration Week and the first two weeks of classes, Fall Quarter, 1974 (1,114 viewers)
Card Catalog presentation available by loan at Loan Desk and viewed by 60 students during 1975/76 year.
No formal evaluation
 10. Evaluation: No formal evaluation
 11. Equipment: EDCO Carrel (Slide/tape rear projection-used with Kodak Carousel 650 slide projector) for general orientation continuous showing
 12. Availability: Adaptable to other libraries and available for loan for duplication. Local examples from the Card Catalog presentation might have to be replaced
 13. Comments: Plan to adapt Card Catalog presentation to endless loop cassette and play it continuously during peak periods of library use. Students will then have only to sit down, pick up a set of earphones, watch and listen.

UNIVERSITY OF CALIFORNIA-SANTA BARBARA

Barbara Silver
Coordinator of Reference Department
Santa Barbara, California 93126

Doctorate Granting Institution
10,001-15,000 FTE Students
500,000+ Volumes in the Library System

-
1. Purpose of Presentations: Use slide/tapes for orientation
 2. Courses Using Presentations: No complete program offered
 3. Presentation Access Control: Viewed primarily by entering students
 4. Presentation Subjects: General Library Orientation (25 minutes)
Search Strategy (25 minutes)
 5. Presented By: Professional librarian
 6. Viewing Locations: In library class space
 7. Produced By: The library (approximate cost for each: \$300)
 8. Financed By: The library
 9. Number of Viewers/Year: Approximately 750-800 or 8% of the student body
 10. Evaluation: No information
 11. Equipment: Kodak Ektagraphic Slide Projector Model AF-2
 12. Availability: Not adaptable to other libraries
 13. Comments: None

CALIFORNIA STATE UNIVERSITY, FRESNO

Stephie Hillman
Assistant University Librarian
University Library
Fresno, California 93740

Master's Granting Institution
10,000-15,000 FTE Students
250,000-500,000 Volumes in the Library

-
1. Purpose of Presentations: Use slide/tapes for orientation
 2. Courses Using Presentations: No complete program offered
 3. Presentation Access Control: Any group on demand or any user at specified times during designated orientation periods
 4. Presentation Subjects: General Library Orientation (12 minutes) followed by a tour of approximately 30 minutes. Library handbooks are distributed at the start of the program
 5. Presented By: Student aide
 6. Viewing Locations: In library's large group study rooms
 7. Produced By: The library (Approximate cost: \$50)
 8. Financed By: The library
 9. Number of Viewers/Year: Approximately 950 or 8% of the student body
 10. Evaluation: Evaluated by librarians and students in an upper division level audio-visual education course by written comments from the students
 11. Equipment: Kodak Carousel Slide Projector Model AF-2; Wollensak Tape Recorder Model 2548 or 2552; or Optisonic Sound-O-Matic Model I, II, or III
 12. Availability: Not adaptable to other libraries
 13. Comments: "The slide/tape program represents only a very small part of the Library's orientation and instruction program. The largest part is represented by lecture. . . One very positive aspect of our slide/tape program is the ease with which it can be revised."

CARL SANBURG COLLEGE

Mrs. Margaret Wainer

Director

Carl Sanburg College Learning Resources Center 0-50,000 Volumes in the Library

P.O. Box 1407 South Lake Storey Road

Galesburg, Illinois 61401

Associate Degree Granting Institution

1001-5000 FTE Students

-
- 1. Purpose of Presentations:** Use slide/tapes for orienation; use slide/tapes for instruction on major library items
 - 2. Courses Using Presentations:** No complete program offered
 - 3. Presentation Access Control:** Any group on demand
 - 4. Presentation Subjects:** General Library Orienation (7 minutes);
Reference Items (20 minutes)
 - 5. Presented By:** Library support staff member
 - 6. Viewing Locations:** In classrooms
 - 7. Produced By:** Orientation produced by the library; Reference Items a commercial production by Library Filmstrip Center, Wichita, Kansas (Approximate cost: \$23)
 - 8. Financed By:** The learning resource center
 - 9. Number of Viewers/Year:** Approximately 350 or 33% of the student body
 - 10. Evaluation:** Evaluated by librarians, classroom instructors, and students by interviewing users
 - 11. Equipment:** Wollensak 2561 AV Tape Player; Kodak Ektographic A 2 Slide Projector
 - 12. Availability:** Not adaptable to other libraries
 - 13. Comments:** "We dropped a previously produced videotape because it lacked flexibility for purposes of revision." "Our only purpose for producing an LRC orientation was for attitude adjustment of students having prior poor experience with libraries. We are student/service oriented and all requests are honored."

CARSON-NEWMAN COLLEGE

Mildred Iddins
Head Librarian
Carson-Newman College Library
Jefferson City, Tennessee 37760

Bachelor's Degree Granting Institution
1001-5000 FTE Students
100,000-250,000 Volumes in the Library

-
- | | |
|---------------------------------|---|
| 1. Purpose of Presentations: | Use slide/tapes for orientation; use slide/tapes for instruction on major library items |
| 2. Courses Using Presentations: | No complete program offered |
| 3. Presentation Access Control: | Primarily only particular groups |
| 4. Presentation Subjects: | Reference Items: MLA Bibliography, 1 hour;
Government Documents: Monthly Catalog and Use of Government Documents, 30 minutes |
| 5. Presented By: | Professional librarian |
| 6. Viewing Locations: | In library classroom |
| 7. Produced By: | Audio-visual services |
| 8. Financed By: | Audio-visual services |
| 9. Number of Viewers/Year: | Approximately 500 or 33% of the student body |
| 10. Evaluation: | No formal evaluation |
| 11. Equipment: | Information not given |
| 12. Availability: | Adaptable to other libraries and available for loan |
| 13. Comments: | No additional comments |

CASTLETON STATE COLLEGE

Hans Raum
Assistant Librarian
Coolidge Library
Castleton, Vermont 05735

Master's Granting Institution
1001-5000 FTE Students
50,000-100,000 Volumes in the Library

-
1. Purpose of Presentations: Use slide/tapes for instruction on major library items
 2. Courses Using Presentations: Besides general library orientation, a 3 credit "Library Resources & Services" optional course is offered
 3. Presentation Access Control: Any group on demand by the instructor; the students enrolled in the above mentioned course
 4. Presentation Subjects: Periodical Indexes (15 minutes); Card Catalog (10 minutes);
 5. Presented By: Professional librarian
 6. Viewing Locations: In media area of library
 7. Produced By: Periodical Indexes commercially produced (producer not specified; approximate cost: \$20); Card Catalog program produced by the library
 8. Financed By: The library
 9. Number of Viewers/Year: "Too new to generalize yet"
 10. Evaluation: No formal evaluation
 11. Equipment: Kodak Carousel Slide Projector; "any model cassette tape player"
 12. Availability: Adaptable to other libraries and available for loan and for loan for duplication
 13. Comments: "No media, including slide/tapes, is as effective as a 'hands-on' session in the library, in which students get to use materials pertinent to them for up-coming term papers, etc. Motivation for interest is then provided by the prof."

CATONSVILLE COMMUNITY COLLEGE

Ellen B. Fletcher
Extension Center Librarian
Learning Resources Center
800 S. Rolling Road
Catonsville, Maryland 21228

Associate Degree Granting Institution
5001-10,000 FTE Students
50,000-100,000 Volumes in the Library System

-
1. Purpose of Presentations: Use slide/tapes for orientation; use slide/tapes for instruction on major library items
 2. Courses Using Presentations: No complete program offered
 3. Presentation Access Control: Primarily Freshman English classes and Communication and Learning classes
 4. Presentation Subjects: General Library Orientation (15 minutes) with about 2 minutes on each of the following: Periodical indexes, Card catalog, Reference items, and Microform items.
 5. Presented By: Professional librarian
 6. Viewing Locations: Extension Center library
 7. Produced By: The library and AV deptment of the Learning Resource Center (Approximate cost: \$50)
 8. Financed By: The library
 9. Number of Viewers/Year: Approximately 300 or 20% of the student body at the Extension Center only
 10. Evaluation: Evaluated by librarians, classroom instructors, and students by interviewing users
 11. Equipment: Sawyer 35mm Slide Projector, Cassette with purler Soundomatic
 12. Availability: Not adaptable to other libraries
 13. Comments: "The slide/tape presentation is always accompanied by a lecture which adapts and adjusts the content to the level and special needs of a particular class."
"These answers apply only to the major Extension Center."
Very favorable response, even applause by students

CENTRAL MICHIGAN UNIVERSITY

Cecily Little
Assistant to the Director
Central Michigan University Library
Mt. Pleasant, Michigan 48858

Master's Granting Institution
10,001-15,000-FTE Students
500,000+ Volumes in the Library

-
1. Purpose of Presentations: Use slide/tapes for a complete program of library instruction ("some of our programs may be put on videotape")
 2. Courses Using Presentations: Optional course for academic credit
 3. Presentation Access Control: Primarily presented to students enrolled in above mentioned course
 4. Presentation Subjects: General Library Orientation (20 minutes); Periodical Indexes (30 minutes); Card Catalog (2 presentations, 20 minutes each); Reference Items (3 presentations, 30 minutes each); Government Documents (not yet completed); Book Indexes (25 minutes) New York Times (20 minutes)
 5. Presented By: Presented by librarians who teach library skills course
 6. Viewing Locations: In learning labs
 7. Produced By: Audio-Visual Services
 8. Financed By: The library
 9. Number of Viewers/Year: Approximately 350 or 2% of the student body
 10. Evaluation: Evaluated by instructional programmer who aided in development of programs from formal tests by users and questionnaires completed by users
 11. Equipment: No information provided
 12. Availability: Some are adaptable to other libraries; price has not been determined
 13. Comments: "Three more programs are being prepared. About 85% of our students felt that the slide/tape programs aided in the mastery of the content of the unit they were studying. We are still developing and evaluating..."

CHAFFEY COLLEGE

Priscilla Fernandez
Reference Librarian
Chaffey Library
5885 Haven Ave.
Alta Loma, California 91701

Associate Degree Granting Institution
1001-5000 FTE Students
50,000-100,000 Volumes in the Library

-
- 1. Purpose of Presentations:** Use slide/tapes for instruction on major library items
 - 2. Courses Using Presentations:** No complete program offered
 - 3. Presentation Access Control:** Any user on demand
 - 4. Presentation Subjects:** Periodical Indexes (10 minutes); Card Catalog (12 minutes); Guide To Art History (5 minutes); Guide To American History (10 minutes)
 - 5. Presented By:** Professional librarian
 - 6. Viewing Locations:** In periodical or audiovisual room of library
 - 7. Produced By:** The library ("cannot estimate costs, but approximately 50 hours time each")
 - 8. Financed By:** The library
 - 9. Number of Viewers/Year:** 1412 or 10.7% of the student body
 - 10. Evaluation:** Evaluated through interviewing viewers
 - 11. Equipment:** "Kodak slide projector and any type of cassette player"
 - 12. Availability:** Adaptable to other libraries and price available on request
 - 13. Comments:** "We now use sound on slide for subject orientation and general library orientation. The problem we found is that slide/tape is not as flexible as sound on slide which we now are adapting for use for all instruction formally done by slide/tape."

CITRUS COMMUNITY COLLEGE

Aline Crawley Wisdom
Librarian
Citrus Community College Library
18824 East Foothill
Azusa, California 91702

Associate Degree Granting Institution
5001-10,000 FTE Students
50,000-100,000 Volumes in the Library


-
1. Purpose of Presentations: Use slide/tapes for orientation; use slide/tapes for instruction on major library items
 2. Courses Using Presentations: No complete program offered
 3. Presentation Access Control: Any user on demand
 4. Presentation Subjects: General Library Orientation (10 minutes); Periodical Indexes (10 minutes); Card Catalog (10 minutes); Audio-Visual Materials (10 minutes)
 5. Presented By: Individual may view presentations without assistance
 6. Viewing Locations: In the foyer area of the library
 7. Produced By: Audio-Visual Services
 8. Financed By: Library Resource Center which includes both print and nonprint materials
 9. Number of Viewers/Year: Information not provided
 10. Evaluation: No formal evaluation
 11. Equipment: Tel-A-Story Projector
 12. Availability: Adaptable to other libraries
 13. Comments: No additional comments

COLORADO STATE UNIVERSITY

Betty L. Hacker
Assistant Reference Librarian
Colorado State University
Fort Collins, Colorado 80521

Doctorate Granting Institution
15,001-20,000 FTE Students
500,000+ Volumes in the Library System

-
1. Purpose of Presentations: Use slide/tape for orientation; use slide/tape for instruction on major library items; use slide/tape for orientation of new staff members
 2. Courses Using Presentations: No complete program offered
 3. Presentation Access Control: Any user on demand
 4. Presentation Subjects: Periodical Indexes (8 minutes); Card Catalog (5 minutes); Government Documents (6 minutes)
 5. Presented By: Individual views presentations without assistance
 6. Viewing Locations: Near Library Item to be used
 7. Produced By: Combination of CSU Libraries and Office of Educational Media: (Approximate cost: Periodical indexes, \$610; Card Catalog, \$1068; Government documents, \$610)
 8. Financed By: The library and a grant from CSU Office of Instructional Development
 9. Number of Viewers/Year: No information provided
 10. Evaluation: Evaluated by librarians and students through formal test of users, questionnaires completed by users, and interviewing users
 11. Equipment: Custom-made
 12. Availability: Scripts provided only, free of charge upon request; Script of Government Documents presentation adaptable to other libraries, other presentations are not
 13. Comments: Final Report, March 1974 on the AIM-LO Project is available on request; Summary of project enclosed (see next page)



PROJECT AIMLO
COLORADO STATE UNIVERSITY

WHO: Colorado State University Libraries

WHAT: AIMLO (Auto-Instructional Media for Library Orientation)

WHEN: Funded by CSU Office of Instructional Development, May, 1971.
Programs developed and units assembled, Summer, 1971.
In continuous use at CSU Libraries since September, 1971.

WHY: To provide self-service instruction in basic library techniques for patrons from a student body of 17,000. To provide information at the time and point of need. To supplement services of the reference staff.

HOW: Three self-contained units were designed: one audio-only device with message repeater (audio-announcer) -- one sound-on-slide projector with recycler -- one slide projector with message repeater -- and cabinets to house each unit. Programs were written to explain use of the card catalog, of periodical indexes, and of the Monthly Catalog of U.S. Publications. Colored slides were prepared to illustrate the programs. Audio-visual programs depict a dialogue between an inquiring student and the reference librarian; audio-only programs are narrated by the reference librarian. Programs are activated when the user lifts a telephone receiver, and automatically recycle. Length of program is 5 to 9 minutes. The instructional units are placed near their appropriate points of use.

HOW MUCH:	<u>Equipment</u>	
	Unit 1 - Kodak Ektagraphic slide projector with 3" lens	
	Orrtrronics Audio Announcer Syncro-Repeater and accessories	\$428.10
	Unit 2 - 3-M model 525 Projector-Recorder (Sound-on-Slide) with 3" lens, Model 325 Recycle Unit, slide tray and accessories	888.00
	Unit 3 - Orrtrronics Audio Announcer Repeater and accessories	126.95
	Cabinets for above (custom-built, total for all 3 units)	364.05
	<u>Supplies</u> (slides, electric cord, etc.)	100.00
	TOTAL	\$1,907.10

WHAT RESULTS: Evaluation forms voluntarily filled out by students show high level of interest, understanding of programs, and receptive attitude toward new media. Automatic counters, recording each use of unit, indicate usage significantly exceeding expectations. Mechanical performance has proved to be excellent, with few technical problems.

WHAT NEXT: Plans include development of new programs, covering additional research sources, and based in part on requests by users; possible acquisition of new teaching units for other areas of the library.

WHERE: COLORADO STATE UNIVERSITY LIBRARIES, FORT COLLINS, COLORADO 80521
Contact: Richard C. Stevens, Betty Hacker, or Barbara Aro 303-491-5911

CYPRESS COLLEGE

Mr. Gail Lamm
Librarian
9200 Valley View
Cypress, California 90630

Associate Degree Granting Institution
5001-10,000 FTE Students
0-50,000 Volumes in the Library

-
1. Purpose of Presentations: Use slide/tapes for orientation
 2. Courses Using Presentations: No complete program offered
 3. Presentation Access Control: Any group or user on demand
 4. Presentation Subjects: General Library Orientation (26 minutes) including Orientation (5 minutes); Periodical Indexes (5 minutes); Card Catalog (5 minutes); Reference Items (5 minutes); Pamphlet File (1 minutes); Microform Items (2 minutes); and Audio-visual materials (3 minutes)
 5. Presented By: Professional librarian
 6. Viewing Locations: In classrooms
 7. Produced By: The library and audio-visual services
(Approximate costs: \$15 per slide
for eighty slides equals \$1200)
 8. Financed By: The college and the library
 9. Number of Viewers/Year: Approximately 300 or 2% of the student body
 10. Evaluation: No formal evaluation
 11. Equipment: Kodak Carousel Slide Projector; VM Cassette Player
with automatic drop
 12. Availability: Not adaptable to other libraries
 13. Comments: "The color slides as well as a well thought-out
narration by a good narrator tends to keep the attention
of the student." "We find that the slide/tape presentation
is the best in the media field."

DARTMOUTH COLLEGE

Mrs. June I. Hicks
Associate Director of Library Services
Dartmouth College Library
Hanover, New Hampshire 03755

Doctorate Granting Institution
1001-5000 FTE Students
500,000+ Volumes in the Library System

-
1. Purpose of Presentations: Use slide/tapes for orientation
 2. Courses Using Presentations: No complete program offered
 3. Presentation Access Control: Any group on demand; primarily viewed by freshmen
 4. Presentation Subjects: General Library Orientation (20-25 minutes) including orientation, periodical indexes, card catalog, reference service, government documents, microform items, branch libraries, circulation procedures, and reserve book procedures.
 5. Presented By: Professional librarian
 6. Viewing Locations: In an auditorium with a large screen and a seating capacity of 200
 7. Produced By: The library with photographs for slides done by college photographer's office (Approximate cost: \$50, not including personnel or equipment)
 8. Financed By: The library
 9. Number of Viewers/Year: Approximately 1000 or 25% of the student body
 10. Evaluation: Students fill out evaluation card after viewing the program; originally used a formal test
 11. Equipment: 3M sound-on-slide projector
Hitachi Tape Player, Model TPQ201
 12. Availability: Not adaptable to other libraries
 13. Comments: Have an audio taped library tour produced by the library which cost approximately \$50, not including personnel and equipment

DAVID LIPSCOMB COLLEGE

James E. Ward
Director
Crisman Memorial Library
Nashville, Tennessee 37203

Bachelor's Granting Institution
1001-5000 FTE Students
100,000-250,000 Volumes in the Library

-
- 1. Purpose of Presentations:** Use slide/tapes for orientation; use slide/tapes for instruction on major library items
 - 2. Courses Using Presentations:** No complete program offered
 - 3. Presentation Access Control:** Primarily freshman for General Library Orientation; student library assistance for card catalog program; and history students for the two history presentations
 - 4. Presentation Subjects:** General Library Orientation (15 minutes); Card Catalog (17 minutes); Reference Sources and Periodicals in History (two 30 minute presentations)
 - 5. Presented By:** Professional librarian
 - 6. Viewing Locations:** In the classroom primarily and a few in the library
 - 7. Produced By:** The library (Approximate cost: General Library Orientation, \$100; Card Catalog, \$100; and History Program, \$200)
 - 8. Financed By:** The library and audio-visual services
 - 9. Number of Viewers/Year:** Approximately 700 or 33% of the student body
 - 10. Evaluation:** No formal evaluation
 - 11. Equipment:** Kodak Carousel Slide Projector; Wollensak Cassette System 2550 AV
 - 12. Availability:** All adaptable except the orientation presentation; Script and 21-page annotated bibliography is available for History Program for \$4 for both or \$2 each
 - 13. Comments:** "We are very pleased with the few programs which we developed so far. The only problem seems to be the time and qualified personnel needed to develop good programs--both which often are difficult to achieve in small colleges."

DELAWARE TECHNICAL AND COMMUNITY COLLEGE

Helen Barnett
Library Director
Stanton Campus
Box 1260
Newark, Delaware 19711

Associate Degree Granting Institution
1001-5000 FTE Students
0-50,000 Volumes in the Library

-
1. Purpose of Presentations: Use slide/tapes for orienation; use slide/tapes for instruction on major library items
 2. Courses Using Presentations: No complete program offered
 3. Presentation Access Control: Any user on demand; primarily viewed by nursing students, formerly all incoming freshmen
 4. Presentation Subjects: Readers' Guide (9 minutes); Cumulative Index to Nursing Literature; Card Catalog (12 minutes); Research Papers (10 minutes)
 5. Presented By: Professional librarians; nursing instructors
 6. Viewing Locations: In classrooms and nearly library items to be used
 7. Produced By: Card Catalog produced by the library (Approximate cost: over \$150); Research Paper produced by the library (Approximate cost: \$100); Readers' Guide produced by Library Filmstrip Center; Cumulative Index to Nursing Literature produced by publisher of this index.
 8. Financed By: The college
 9. Number of Viewers/Year: Formerly all 500 freshmen; now about 60-80 students or about 10% of the student body
 10. Evaluation: Evaluated by librarians informally
 11. Equipment: Kodak Slide Projector and a cassette tape player
 12. Availability: Not completely adaptable but would duplicate tapes for someone if provided blank tapes
 13. Comments: "Faculty prefers orientation on specific subject as it comes up in class, tailored to a particular need. On card catalog - too detailed, somewhat repetitive. Over-all we noticed new students better at using card catalog after presentation."

UNIVERSITY OF DENVER

Richard J. Beeler
Reference Librarian
Penrose Library
Denver, Colorado 80210

Doctorate Granting Institution
5001-10,000 FTE Students
500,000+ Volumes in the Library System

-
1. Purpose of Presentations: Use slide/tapes for orientation
 2. Courses Using Presentations: No complete program offered
 3. Presentation Access Control: Any user on demand
 4. Presentation Subjects: General Library Orientation (9 minutes); locations of those items listed i.e. periodical indexes, card catalog, reference items, government documents, and microform items, but no instruction
 5. Presented By: Individual views presentation without assistance
 6. Viewing Locations: In the library lobby
 7. Produced By: The library (Approximate cost: \$950, including cost of equipment and rear projector unit)
 8. Financed By: The library
 9. Number of Viewers/Year: Approximately 600 or 1% of the student body
 10. Evaluation: No formal evaluation
 11. Equipment: Kodak 760H Carousel Slide Projector; Cousino Audio Announcer Continuous Cartridge Player
 12. Availability: Not adaptable nor available to other libraries
 13. Comments: "No evaluation to report. We have had heating problems with the equipment due to the rear projection case we are using. The slide/tape unit is used only for general orientation. The presentation needs updating at present."

UNIVERSITY OF DETROIT

Aline Smith
Reference Librarian
Main Library
4001 West McNichols
Detroit, Michigan 48221

Doctorate Granting Institution
5001-10,000 FTE Students
250,000-500,000 Volumes in the Library

-
1. Purpose of Presentations: Use slide/tapes for orientation and for training student assistants
 2. Courses Using Presentations: No complete program offered
 3. Presentation Access Control: Primarily directed towards faculty
 4. Presentation Subjects: General Library Orientation: "Book's-Eye View of the Library" (behind the scenes look at our closed stack library) approximately 12 minutes long;
"Hidden Treasures in the Univ. Of Detroit Library" (remind faculty of depth of collection) 10 minutes long;
"3M Theft Detection System" (train student assistance) 12 minutes long
 5. Presented By:
 6. Viewing Locations: Professional librarian presents program in conference room
 7. Produced By: The library with assistance of professional photographers who donated both time and film
 8. Financed By: The library
 9. Number of Viewers/Year: No information provided
 10. Evaluation: Faculty members evaluated the two shows primarily prepared for them by completing questionnaires
 11. Equipment: Wollensak 2570 Tape Recorder; Kodak Carousel Slide Projector
 12. Availability: Scripts provided and presentations may be viewed at the library; closed stack libraries could adapt some of the ideas
 13. Comments: "Our slide/tape program is in its infancy."
"The evaluations of the Library-Faculty meeting were highly favorable."

EASTERN MICHIGAN UNIVERSITY

Hannelore B. Rader
Orientation Librarian
Eastern Michigan University Library
Ypsilanti, Michigan 48197

Master's Granting Institution
15,001-20,000 FTE Students
250,000-500,000 Volumes in the Library

-
1. Purpose of Presentations: Use slide/tapes for orientation
 2. Courses Using Presentations: No complete program offered
 3. Presentation Access Control: Any user or group on demand
 4. Presentation Subjects: General Library Orientation (20 minutes)
 5. Presented By: Professional librarian, library support staff member, classroom faculty, student aide, or individual may view presentation without assistance
 6. Viewing Locations: In lobby of library
 7. Produced By: The library with assistance from audio-visual services and speech department
 8. Financed By: The library
 9. Number of Viewers/Year: Approximately 4,000 or 23% of the student body
 10. Evaluation: Evaluated by students through questionnaire completed by users and interviewing users
 11. Equipment: Wollensak Cassette Tape Recorder 2551; Kodak Carousel Slide Projector
 12. Availability: Not adaptable to other libraries; is available for loan as a model
 13. Comments: "Our slide/tape program is now fully automated located in the lobby so that anyone may use it any time as an introduction to the library. Our patrons have indicated that they don't like slide/tape presentations and that to them this is not an effective method of library instruction."

EL CAMINO COLLEGE

Vonna L. Brown
Reference Librarian
El Camino College Library
via Torrance, California 90506

Associate Degree Granting Institution
15,001-20,000 FTE Students
50,000-100,000 Volumes in the Library

-
1. Purpose of Presentations: Use slide/tapes for orientation
 2. Courses Using Presentations: No complete program offered
 3. Presentation Access Control: Any group on demand
 4. Presentation Subjects: General Library Orientation (22 minutes) including Periodical Indexes (7 minutes), Card Catalog (5 minutes) Reference Items (5 minutes), and Pamphlet Material (2 minutes)
 5. Presented By: Professional librarian
 6. Viewing Locations: Classroom in the library, equipped with screen, and black-out curtains
 7. Produced By: Audio-Visual Services
 8. Financed By: The college
 9. Number of Viewers/Year: Approximately 1500 or 10% of the student body
 10. Evaluation: No formal evaluation; "each fall at the beginning of the term we use for the non-professional staff and receive comments from them." Also comments from librarians
 11. Equipment: Kodak Ektagraphic Slide Projector and Teléx slide/sync unit
 12. Availability: Certain parts adaptable to other libraries; available for loan for duplication
 13. Comments: "We find it useful for the orientation of many classes but we do not always use it if a special-subject lecture is more suitable for a given class. The program seems to be most effective if the instructor has motivated the students by making a specific assignment which will demand their knowledge of the library ..."

FREE WILL BAPTIST BIBLE COLLEGE

Judy J. Shrewsbury
Head Librarian
Free Will Baptist Bible College Library
3606 West End Avenue
Nashville, Tennessee 37205

Bachelor's Degree Granting Institution
0-1000 FTE Students
0-50,000 Volumes in the Library

-
- | | |
|---------------------------------|--|
| 1. Purpose of Presentations: | Use slide/tapes for orientation |
| 2. Courses Using Presentations: | No complete program offered |
| 3. Presentation Access Control: | Any user or group on demand |
| 4. Presentation Subjects: | General Library Orientation |
| 5. Presented By: | Professional librarian, library support staff member,
and classroom faculty |
| 6. Viewing Locations: | In classrooms |
| 7. Produced By: | No information provided |
| 8. Financed By: | Audio/visual services |
| 9. Number of Viewers/Year: | Very small percentage |
| 10. Evaluation: | Evaluated by librarians by interviewing users |
| 11. Equipment: | No information provided |
| 12. Availability: | Adaptable to other libraries; no information on
availability provided |
| 13. Comments: | "Our library is just starting in this area." |

GATEWAY TECHNICAL INSTITUTE

Araxie Kalvonjian
Chairman
3520 30th Ave.
Kenosha, Wisconsin 53140

Associate Degree Granting Institution
1001-5000 FTE Students
0-50,000 Volumes in the Library

-
- 1. Purpose of Presentations:** Use slide/tapes for orientation; use slide/tapes for instruction on major library items
 - 2. Courses Using Presentations:** Offer an optional course for non-credit
 - 3. Presentation Access Control:** Any group on demand; primarily communication, speech, and adult basic education classes
 - 4. Presentation Subjects:** Readers' Guide (5 minutes); Business Periodicals Index (3 minutes); Applied Science and Technology Index (3 minutes); Card Catalog (5 minutes); Reference Items (5 minutes); Microform Items (2 minutes)--
All appear to be part of one presentation
 - 5. Presented By:** Professional librarian
 - 6. Viewing Locations:** In classrooms
 - 7. Produced By:** The library (Approximate cost: \$250)
 - 8. Financed By:** "Summer extended contracts for librarians"
 - 9. Number of Viewers/Year:** Approximately 400 or 25% of the student body
 - 10. Evaluation:** Evaluated by librarians, classroom instructors, and students through formal tests of users and questionnaires completed by users
 - 11. Equipment:** Kodak Carousel Slide Projector
 - 12. Availability:** Adaptable to other libraries, available for sale but not arrived at price yet
 - 13. Comments:** "Mostly positive-liked the ability to stop and give a more explanatory aspect if needed on items not clear to the user."

GAVILAN COLLEGE

Kathryn A. Young
Director of Library
Gavilan College Library
Gilroy, California 95020

Associate Degree Granting Institution
1001-5000 FTE Students
0-50,000 Volumes in the Library

-
1. Purpose of Presentations: Use slide/tapes for orientation; use slide/tapes for instruction on major library items
 2. Courses Using Presentations: No complete program offered
 3. Presentation Access Control: Any user or group on demand
 4. Presentation Subjects: General Library Orientation (20 minutes); Card Catalog (20 minutes)
 5. Presented By: Professional librarian
 6. Viewing Locations: In classrooms and near library item to be used
 7. Produced By: Readers' Guide program produced by Library Research Associates (Approximate cost: \$35); Orientation and Card Catalog programs produced by the library (Approximate cost: \$10 each)
 8. Financed By: The library
 9. Number of Viewers/Year: "Varies greatly"
 10. Evaluation: No formal evaluation
 11. Equipment: 3-M Sound-On-Slide; Singer Caramate
 12. Availability: Adaptable to other libraries
 13. Comments: "Commercially produced material could be better. As in all other learning situations, students are not always motivated to complete a self-paced program."

HAMPSHIRE COLLEGE

Gai Carpenter
Director
Harold F. Johnson Library Center
Amherst, Massachusetts 01002

Bachelor's Granting Institution
1001-5000 FTE Students
50,000-100,000 Volumes in the Library

-
1. Purpose of Presentations: Use slide/tapes for instruction on major library items; Use 3-M's Sound-On-Slide system
 2. Courses Using Presentations: No complete program offered
 3. Presentation Access Control: Any user or group on demand
 4. Presentation Subjects: Biological Abstracts, ERIC, Sociological Abstracts, Bioresource Index (all 7-12 minutes long); "coverage of looseleaf services in preparation"
 5. Presented By: Individual views presentations without assistance
 6. Viewing Locations: Near library item to be used
 7. Produced By: The library (Approximate cost: \$5-\$10, labor costs not included)
 8. Financed By: The library and grant funding
 9. Number of Viewers/Year: Not known
 10. Evaluation: Evaluated by librarians and students through interviewing users
 11. Equipment: 3-M Sound Slide System Model 525/125
 12. Availability: Adaptable to other libraries; "slides and/or tape may be duplicated; slides plus typed script may also be purchased at cost of duplication"
 13. Comments: "The point-of-use instructional materials save reference staff much redundant individual instruction of students, and give the student freedom to repeat any portion of the presentation. They are relatively simple to prepare and can be easily modified and updated as needed."

HARTNELL COLLEGE

Marlys Maher
Public Services Librarian
Hartnell College Library
156 Homestead Ave.
Salinas, California 93901

Associate Degree Granting Institution
1001-5000 FTE Students
50,000-100,000 Volumes in the Library

-
1. Purpose of Presentations: Use slide/tapes for orientation; use slide/tapes for instruction on major library items
 2. Courses Using Presentations: No complete program offered
 3. Presentation Access Control: Any user on demand; primarily freshman English and other groups requesting orientation
 4. Presentation Subjects: General Library Orientation; Readers' Guide; Cumulative Index To Nursing Literature; Essay And General Literature Index
 5. Presented By: Professional Librarian; or individual may view presentations without assistance
 6. Viewing Locations: In classrooms or near library item to be used; "Also used in foyer 1st of term, where they were played continuously"
 7. Produced By: Cumulative Index To Nursing Literature produced by publisher, Box 871, Glendale CA 91206 (Approximate cost: \$32); others by audio-visual services
 8. Financed By: The college
 9. Number of Viewers/Year: Approximately 300 or 10% of the student body
 10. Evaluation: No formal evaluation
 11. Equipment: Any synchronized slide/tape equipment
 12. Availability: Adaptable to other libraries and the Readers' Guide and Essay and General Literature Index program for sale for \$30
 13. Comments: No additional comments

HARVARD UNIVERSITY

Allan E. Erickson
Science Specialist in the Harvard University Library
Godfrey Lowell Cabot Science Library
One Oxford Street
Cambridge, MA 02138

Doctorate Granting Institution
10,001-15,000 FTE Students
100,000-250,000 in the Library

-
1. Purpose of Presentations: "This library has just started to collect and produce slides and tapes for slide accompanied personal orientation, tape instruction on major indeces accompanied with sample pages and slide tape instruction on major indeces in the sciences and LC classification. The whole project is in the stage of preparation and only slide accompanied personal orientation and slide accompanied Integrated Bibliographic Instruction takes place at this time.
 2. Courses Using Presentations: All other forms will be introduced in September 1976."
 3. Presentation Access Control: Plan to make them adaptable to other libraries and available for loan for duplication.
 4. Presentation Subjects:
 5. Presented By:
 6. Viewing Locations:
 7. Produced By:
 8. Financed By:
 9. Number of Viewers/Year:
 10. Evaluation:
 11. Equipment:
 12. Availability:
 13. Comments:

INDIAN VALLEY COLLEGES

Ann Coder
Library Director
Indian Valley Colleges Library
Novato, California 94947

Associate Degree Granting Institution
1001-5000 FTE Students
0-50,000 Volumes in the Library

-
- | | |
|---------------------------------|--|
| 1. Purpose of Presentations: | Use slide/tapes for a complete program of library instruction |
| 2. Courses Using Presentations: | Optional course for academic credit |
| 3. Presentation Access Control: | Students enrolled in the optional course for academic credit |
| 4. Presentation Subjects: | Periodical Indexes (20 minutes); Card Catalog (10 minutes); Reference Items (10 minutes) |
| 5. Presented By: | Professional librarian |
| 6. Viewing Locations: | In classrooms and in learning labs |
| 7. Produced By: | "Using Subject Periodical Index" commercially produced (no source indicated); "Using the Card Catalog," and "Using Encyclopedias" produced by local audio-visual services of the institution |
| 8. Financed By: | The library |
| 9. Number of Viewers/Year: | Approximately 100 |
| 10. Evaluation: | Evaluated by librarians, classroom instructors, students through formal test of users, questionnaire completed by users, and interviewing users |
| 11. Equipment: | Wollensak Tape Recorder; Kodak Slide Projector; Singer Caramate Slide Projector |
| 12. Availability: | Adaptable to other libraries and available for loan for duplication |
| 13. Comments: | No additional comments |

INDIANA UNIVERSITY-BLOOMINGTON

Monty M. Maxwell
Chairman Instruction/Orientation Committee
Indiana University Libraries
Bloomington, Indiana 47401

Doctorate Granting Institution
30,000+ FTE Students
500,000+ Volumes in the Library System

-
1. Purpose of Presentations: Four presentations in preparation and intended for instruction on major library items (May 20, 1975)
 2. Courses Using Presentations: No complete program offered
 3. Presentation Access Control: Plan for any user on demand
 4. Presentation Subjects: Plan for periodical indexes (20 minutes);
book location through card catalog (20 minutes);
and interpreting card catalog (20 minutes)
 5. Presented By: Plan for individual to view presentations without assistance
 6. Viewing Locations: Plan to be viewed near library item to be used
 7. Produced By: The library and audio-visual services
 8. Financed By: The library will finance software and some equipment and upkeep; audio-visual services will purchase and modify equipment
 9. Number of Viewers/Year: No information provided
 10. Evaluation: One presentation evaluated by librarians and students by a questionnaire completed by users
 11. Equipment: Howe study carrels, modified to use Kodak Ectograph Slide Projectors, Ortronic Syncor-recorder (or Syncor-repeater for playback only), and Ortronic Phone hand-sets
 12. Availability: Not easily adapted to other libraries
 13. Comments: "From our experience with delays in local hardware development, we cannot recommend purchasing equipment which needs to be modified."

The Committee on Instructional Programs has prepared a comprehensive listing of all AV programs on library instruction available in the IU Library system as of January, 1974. If you have interest in or need of a specific program cited in the following bibliography, please contact the person suggested. If you have interest in the overall survey, please contact Nancy Vossmeier, Bloomington, RCL or Wilson Luquire, Bloomington, Catalog Department.

LIBRARY INSTRUCTION AV PROGRAMS, I.U. SYSTEM

A BIBLIOGRAPHY PREPARED BY

January, 1974

COMMITTEE ON INSTRUCTIONAL PROGRAMS

NAME OF PROGRAM	DESCRIPTION (Summary)	CURRENT USE	PROGRAM AND SOURCE COST	DATE PROGRAM PRODUCED	EQUIPMENT NEEDED	EQUIPMENT SOURCE, COST	FOR FURTHER INFORMATION CONTACT:
<u>2. Minimization</u>							
<u>Main Library</u>							
Locating Materials in the Library	Slide/tape automated program in stationary carrrel	Assist users in Main Library	Local, I.U.	1973	Carousel slide projector, cassette tape recorder	Approx. cost for 1 modified carrrel with auto. program: 600 dollars	Julie Ellson, Catalog Dept., 337-7511
Periodical Indexes	Slide/tape automated program in stationary carrrel	Assist users of Main Library in using Periodical Indexes	Northern Ill. Univ., Locally adapted, 35 dollars	1974	Carousel slide projector, cassette tape recorder	Approx. cost for 1 modified carrrel with auto. program: 600 dollars	Julie Ellson
Public Card Catalog	Slide/tape automated program in stationary carrrel	Assist users of Main Library in using Card Catalog	Local, I.U.	1972 revised in 1974	Carousel slide projector, cassette tape recorder	Approx. cost for 1 modified carrrel with auto. program: 600 dollars	Julie Ellson
<u>Undergraduate Library</u>							
Guided Tape Tour of UGL (including Main)	Guided tour of Main Library concentrating on UGL	Tour guide	Local, I.U. 120 dollars	January, 1974	Audio cassette playback unit	Any commercial cassette unit	Monty Maxwell UGL, 337-9857
How to Find a Book in UGL	Locating books in UGL through the card cat. including charge-out procedures	Tape used in con- junction with cata- log card blow-ups; Station of UGL tape tour	Local, I.U.	Summer, 1973	Audio cassette playback unit	Any commercial cassette unit	Monty Maxwell
Researching Term Papers	Illustrates the use of popular reference sources for research- ing term papers	Station of UGL tape tour (Optional)	Local, I.U. 100 dollars	Fall, 1973	Audio cassette playback unit	Any commercial cassette unit	Monty Maxwell
UGL's Listening Room Facilities	An introduction to listening room facilities	Station of UGL tape tour (Optional)	Local, I.U. 100 dollars	In progress	Audio cassette playback unit	Any commercial cassette unit	Monty Maxwell
UGL's Periodicals and Periodical Indexes	A guide to and intro- duction to UGL's Periodicals and Indexes	For student in- struction; Station of UGL tape tour (Optional)	Local, I.U.	In progress	Carousel slide projector, cassette tape recorder	Approx. cost for 1 modified carrrel with auto. program: 600 dollars	Monty Maxwell

NAME OF PROGRAM	DESCRIPTION (Summary)	CURRENT USE	PROGRAM AND SOURCE COST	DATE PROGRAM PRODUCED	EQUIPMENT NEEDED	EQUIPMENT SOURCE, COST	FOR FURTHER INFORMATION CONTACT:
<u>Johns Library</u>							
<u>U.S. of Biology Library</u>	Cassette tape describing facilities and services of Biology Library	Assist users of Biology Library	Local, I.B.	June, 1973	Audio cassette playback unit	Any commercial cassette unit	Sabine Sinclair Biology Library 337-9792
<u>Chemistry Library</u>							
<u>Wolstein Handbook der Organischen Chemie</u>	Slide/sound adapted from Beilstein pamphlet: 19-20 minutes	Assist Chemistry patrons in use of Beilstein	Local, I.B.	1972	3M sound/slide projector/recorder (Chas. is converting 3M programs to Morel- co Pip Machine)	3M machine plus trays and aux. equip. costs 1,000 dollars	Peter Green Chemistry Library 337-9452
<u>Chemical Abstracts</u>	Slide/sound adapted from C.A. services publication	Assist Chemistry patrons in use of Chem Abstracts	Local, I.B.	1972	3M sound/slide projector/recorder (The Morelco Pip Machine is open carrel)	3M machine plus trays and aux. equip. costs 1,000 dollars	Peter Green
<u>Sadtler Spectra-Treatise</u>	Slide/sound adapted from commercial script; locally adapted and arranged	Assist Chemistry patrons in use of Sadtler Spectra- Treatise	Part commercial; locally adapted	1972	3M sound/slide projector/recorder (The Morelco Pip sound equip. costs is via headphones)	3M machine plus trays and aux. equip. costs 1,000 dollars	Peter Green
<u>Science Citation Index</u>	Slide/sound adapted from publications of Institute for Science Information: 17 mins.	Assist Chemistry patrons in use of Science Citation Index	Local, I.B.	1972	3M sound/slide projector/recorder	3M machine plus trays and aux. equip. costs 1,000 dollars	Peter Green
<u>Using the Card Catalog</u>	Slide/sound: 16 minutes	Assist Chemistry patrons in use of card catalog	Local, I.B.	1972	3M sound/slide projector/recorder	3M machine plus trays and aux. equip. costs 1,000 dollars	Peter Green
<u>Education Reading Room</u>							
<u>Education Library Ser- vices at I.B.</u>	Video tapes: 30 minutes	Assist Education Reading Room patrons	Local, I.B.	Unknown	Video player	Unknown	Richard Mann Instructional Mktg. Ctr., Educat. Bldg. 337-7978
<u>All about ERIC</u>	Filmstrip and reel/reel tapes: 15 minutes	Introduction to ERIC	Photo Lab, Inc. 3825 Georgia Ave. N.W. Wash., D.C. 20011	1972	Filmstrip projector reel/reel recorder	Commercial equip.	Lois Lehnman Education Read. Room 337-1798
<u>Introduction to ERIC</u>	Filmstrip: 10 mins.	Set of 3 color filmstrips and 3 reel/reel tapes to assist users of ERIC	Center for Research and Development in State Educat. Leader- ship Teaching Research: a division of the Oregon State System of Higher Education; locally adapted; 16.90	Unknown	Filmstrip projector reel/reel recorder	Commercial equip.	Lois Lehnman
<u>How to use ERIC</u>	Filmstrip: 6 mins.			Unknown	Filmstrip projector reel/reel recorder	Commercial equip.	Lois Lehnman
<u>ERIC Advanced Training Program</u>	Filmstrip: 7 mins.			Unknown	Filmstrip projector reel/reel recorder	Commercial equip.	Lois Lehnman

NAME OF PROGRAM	DESCRIPTION (Summary)	CURRENT USE	PROGRAM AND SOURCE COST	DATE PROGRAM PRODUCED	EQUIPMENT NEEDED	EQUIPMENT SOURCE, COST	FOR FURTHER INFORMATION CONTACT:
Instruction for 'PROBE' Computer Search	General 8 minute instruction	Assist patrons in making an ERIC PHONE search	Local, I.U.	1972	Reel/reel recorder	Any commercial reel/reel recorder	Lois Lehman
Use of the ERIC System	A-6 minute overview of using ERIC	Assist patrons in using ERIC	Local, I.U. I.U. Commission on Teacher Education	1971	Reel/reel recorder; slides	Any commercial reel/reel recorder; slide projector	Lois Lehman
Print Materials for Teachers	Tape, notebook, bibliography (user keeps hard copy of bibl.) 10 minutes	Assist teachers in selecting materials	Local, I.U.	October, 1972	Reel/reel recorder; or cassette recorder	Any commercial reel/reel or cassette recorder	Lois Lehman
Using the Education Library (Education Reference Sources)	How to use: ERIC, ERL, NICH, DATRIX; 25 minutes	Instruction in educational re- search	Local, I.U.	June, 1973	Reel/reel recorder	Any commercial reel/reel recorder	Lois Lehman
Journalism Reading Room							
Tour of Main Library for Journalism Students	Adaption of Main Library to needs of Journalism students, accompanied by hand- outs	Assist patrons in Journalism Reading Room	Local, I.U.	Fall, 1971	35mm projector; cassette recorder; rearview screen unit	Kodak 35mm projector; any cassette recorder; 375 dollars per unit	Jeff Martensfeld Journalism 337-4531
ERIC Library							
Music Library Orien- tation Program	Slide/tape program	New student orien- tation; assist patrons of Music Library; Training program for new student employees	Local, I.U.	1974	Slide projector; cassette recorder	Commercial slide projector; commercial cassette recorder	David Fenske Music Library 337-4240
IU-PU, Ft. Wayne							
Instructional Tour of the Library	Using the IU-PU Ft. Wayne Library	Instruction in use of the library	Local, IU-PU Ft. Wayne	October, 1973	Slide/tape cassette	Singer Graflex Caramate; Slide/tape cassette; 299.00 dollars	Ruth Keras IU-PU, Ft. Wayne 3467
IU-PU, Indianapolis							
School of Dentistry Library							
Index to Dental Literature	Tape recording on use of Dental Literature	Assist patrons in using Dental Literature	Local, IU-PU	Unknown	Cassette recorder	Any commercial tape recorder (cassette)	Eileen Caspell School of Dentistry Library, 7204

NAME OF PROGRAM	DESCRIPTION (Summary)	CURRENT USE	PROGRAM AND SOURCE COST	DATE PROGRAM PRODUCED	EQUIPMENT NEEDED	EQUIPMENT SOURCE, COST CONTACT:
<u>Indiagropolis Law School Library</u>						
Legal Bibliography	How to use and interrelationships of law materials	Instruction for law library patrons	Local, IUPUI	1973	Overhead projector	Commercial overhead projector Christine Stewens Law Library, IUPUI 4028
<u>School of Medicine Library</u>						
Chemical Abstracts	How to use Chemical Abstracts	School of Medicine Library patrons	Local, IUPUI	January, 1968	Video recorder and video monitor	Aspex video recorder and video monitor Elaine Whittinger School of Medicine Library, 7182
Cumulative Index to Nursing Literature	Nursing literature bibliography	School of Medicine Library patrons	Local, IUPUI	August, 1968	Video recorder and video monitor	Aspex video recorder and video monitor Elaine Whittinger
Index Medicus	Guide to Index Medicus	School of Medicine Library patrons	Local, IUPUI	August, 1968	Video recorder and video monitor	Aspex video recorder and video monitor Elaine Whittinger
International Nursing Index	International Nursing literature bibliography	School of Medicine Library patrons	Local, IUPUI	August, 1968	Video recorder and video monitor	Aspex video recorder and video monitor Elaine Whittinger
Library Orientation	An introduction to the School of Medicine Library	School of Medicine Library patrons	Local, IUPUI	July, 1968	Video recorder and video monitor	Aspex video recorder and video monitor Elaine Whittinger
<u>TU South Bend</u>						
Tour of IUSB Library	Audio walking tour of library	IUSB Library patrons	Local, IUSB	May, 1973	Cassette recorder	Any commercial cassette recorder Kathryn Large Reference 208

Compiled and edited
by subcommittee
Wilson Luquire
Nancy Vossler

Appendix C

Library Instruction A-V Programs
I. U. System

I.U. BLOOMINGTON

Main Library

1. Locating Materials, a slide/tape automated program in a stationary carrel designed to assist users in the Main Library. Locally produced in 1973. Requires a carousel slide projector and a cassette tape recorder. Approximate cost for one modified carrel with automated program: \$600.
2. Periodical Indexes, a slide/tape automated program in a stationary carrel designed to assist users of the Main Library in using periodical indexes. Locally adapted in 1974 at a cost of \$35 from a film produced at Northern Illinois University. Requires a carousel slide projector and a cassette tape recorder. Approximate equipment cost: \$600.
3. Public Card Catalog, a slide/tape automated program in a stationary carrel designed to assist users of the Main Library in using the card catalog. Locally produced in 1972, and revised in 1974. Requires a carousel slide projector and a cassette tape recorder. Approximate equipment cost: \$600.

Undergraduate Library

1. Tape Tour, a guided tour of the Main Library, concentrating on the Undergraduate Library. Locally produced in 1974 at a cost of \$120. Requires an audio cassette playback unit.
2. How to Find a Book, an audio tape used in conjunction with catalog card blow-ups, designed to assist in locating books in the Undergraduate Library through the card catalog, including charge-out procedures. Optional Tape Tour station. Locally produced in 1973 at a cost of \$100. Requires an audio cassette playback unit.
3. Researching Term Papers, an audio tape illustrating the use of popular reference sources for researching term papers. Optional Tape Tour station. Locally produced in 1973 at a cost of \$100. Requires an audio cassette playback unit.
4. UGL's Media Center, an audio tape introduction to the Media Center facilities. Optional Tape Tour station. Under production. Requires an audio cassette playback unit.
5. UGL's Periodicals and Periodical Indexes, a sound-slide guide and introduction to UGL's periodicals and indexes. Optional Tape Tour station. Under production. Requires

I.U. BLOOMINGTON

Undergraduate Library

a carousel slide projector and a cassette tape recorder.

6. Tracking the Wild Bibliography, a video tape supplemented computer assisted instruction presentation on the PLATO system, providing instruction in identification and location of bibliographies. Under production. Requires a PLATO terminal, a specially modified video tape playback unit, a television monitor or receiver, and a specially developed interface device.

Biology Library

1. Tour of Biology Library, a cassette tape describing facilities and services of the Biology Library. Locally produced in 1973. Requires an audio cassette playback unit.

Chemistry Library

1. Beilstein Handbuch der Organischen Chemie, a 15-20 minute slide/sound presentation adapted from a commercial pamphlet. Locally produced in 1972. Requires a 3M sound/slide projector/Recorder which, with the trays and auxiliary equipment, costs \$1,000. (Also available for playback on the Norelco PIP machine.)
2. Chemical Abstracts, a slide/sound presentation adapted from C.A. Services publications. Locally produced in 1972. (Also available for playback on the Norelco PIP machine.)
3. Chemistry Library Tour, a 10 minute slide/sound program to assist Chemistry patrons in the use of the Chemistry Library. Locally produced. Requires a 3M sound/slide projector/recorder.
4. Sadtler Spectra-Treatise, a slide/sound presentation locally adapted from a commercial presentation in 1972 to assist Chemistry patrons in the use of Sadtler Spectra. Requires a 3M sound/slide projector/recorder. (Also available for playback on the Norelco PIP machine.)
5. Science Citation Index, a 17 minute slide/sound presentation adapted from publications of the Institute for Science Information to assist Chemistry patrons in the use of Science Citation Index. Locally produced in 1972. Requires a 3M sound/slide projector/recorder.
6. SDI Service, a 20 minute slide/sound presentation currently being produced locally to explain Chemistry's SDI service. Requires a 3M sound/slide projector/recorder.
7. Using the Card Catalog, a 16 minute slide/sound presentation to assist Chemistry patrons in the use of the card catalog in the Chemistry Library. Locally produced in 1972. Requires a 3M sound/slide projector/recorder.

I.U. BLOOMINGTON

Education Reading Room

1. Education Library Services at I.U., a 30 minute video tape designed to acquaint users with Education Reading Room services and facilities. Locally produced. Requires a video tape player and monitor.
2. All About ERIC, a 15 minute filmstrip with reel to reel tape which serves as an introduction to ERIC materials. Produced in 1972 by Photo Lab, Inc., 3825 Georgia Ave. N.W., Washington, D.C. 20011. Requires a filmstrip projector and a reel to reel recorder.
3. Introduction to ERIC, How to Use ERIC, and ERIC Advanced Training Program, a set of 3 color filmstrips and accompanying reel to reel tapes designed to assist users of ERIC materials. Produced by the Center for Research and Development in State Education, Leadership Teaching Research (a division of the Oregon State System of Higher Education. Requires a filmstrip projector and a reel to reel recorder.
4. Instruction for 'PROBE' Computer Search, an 8 minute tape designed to assist patrons in making an ERIC PROBE search. Locally produced in 1972. Requires a reel to reel recorder.
5. Use of the ERIC System, a 6 minute sound-slide overview of using ERIC. Locally produced in 1971. Requires a slide projector and a reel to reel recorder.
6. Print Materials for Teachers, a 10 minute tape designed to assist teachers in selecting materials. Locally produced in 1972. Requires either a reel to reel or cassette recorder.
7. Using the Education Library; Education Reference Sources, a 25 minute tape designed to provide instruction in the use of ERIC, EPIE, NICEM, and DATRIX. Locally produced in 1973. Requires a reel to reel recorder.
8. ERIC: What It Is, How to Use It, a set of 3 filmstrips and cassette tapes produced in 1974 by the ERIC Clearinghouse for Social Studies/ Social Sciences Education of Boulder, Colorado. Requires a filmstrip projector and a cassette recorder.

Geology Library

1. Geology Library Reference Tools, a slide presentation intended to be an introduction to reference tools in the Geology Library. Originally locally produced in 1966 and currently being updated. Requires a slide projector.

Graduate Library School Library

1. GLS Library Tape Tour, a 30 minute video tape orientation to the GLS Library, intended for both individual and group viewing. Locally produced in 1975. Requires a one inch reel to reel video tape player and a television monitor.

I.U. BLOOMINGTON

Halls of Residence Libraries

1. Orientation to I.U. Libraries, a sound-slide presentation designed for showing to students in the halls of residence. Locally produced in 1975. Requires a slide projector and a cassette recorder.

Journalism Library

1. Tour of Main Library for Journalism Students, a sound-slide presentation made especially for students of journalism. Locally produced in 1971. Requires a slide projector and a cassette recorder.

Music Library

1. Music Library Orientation Programs (one for graduate students, another for undergraduates), slide/tape presentations locally produced in 1974 at a cost of \$110, but currently being revised. Requires a slide projector and a cassette recorder.

IU-PU, FT. WAYNE

1. Instructional Tour of the Library, a slide/tape presentation locally produced in 1973. Requires a Singer Graflex Caramate which was acquired at a cost of \$299.

IUPUI, INDIANAPOLIS

School of Dentistry Library

1. Index to Dental Literature, a tape designed to assist patrons in using dental literature. Locally produced. Requires a cassette recorder.

School of Medicine Library

1. Chemical Abstracts, a video tape presentation on the use of Chemical Abstracts. Locally produced in 1968. Requires a video recorder and monitor.
2. Cumulative Index to Nursing Literature, a video tape presentation. Locally produced in 1968. Requires a video recorder and monitor.
3. Index Medicus, a video tape presentation. Locally produced in 1968. Requires a video recorder and monitor.
4. International Nursing Index, a video tape presentation. Locally produced in 1968. Requires a video recorder and monitor.

I.U., SOUTH BEND

1. Tour of IUSA Library, an audio walking tour of the library. Locally produced in 1973. Requires a cassette recorder.

JACKSON STATE COMMUNITY COLLEGE

Van H. Veatch
Library Director
Jackson State Community College
Jackson, Tennessee 38301

Associate Degree Granting Institution
1001-5000 FTE Students
0-50,000 Volumes in the Library

-
- | | |
|---------------------------------|---|
| 1. Purpose of Presentations: | Use slide/tapes for orientation |
| 2. Courses Using Presentations: | Included as part of an optional course for academic credit |
| 3. Presentation Access Control: | Any group on demand but primarily viewed by freshman orientation class |
| 4. Presentation Subjects: | General Library Orientation (18 minutes) including sections on periodical indexes (3 minutes), card catalog (3 minutes), reference items (3 minutes), and microform items (1 minutes) |
| 5. Presented By: | Professional librarian |
| 6. Viewing Locations: | In classrooms |
| 7. Produced By: | The library and audio-visual services |
| 8. Financed By: | The library |
| 9. Number of Viewers/Year: | Approximately 300 (freshman) or 16% of the student body |
| 10. Evaluation: | No formal evaluation |
| 11. Equipment: | No information provided |
| 12. Availability: | Not adaptable to other libraries |
| 13. Comments: | No additional comments |

KEARNEY STATE COLLEGE

Larry Hardesty
User Services Coordinator
Calvin T. Ryan Library
Kearney, Nebraska 68847

Master's Granting Institution
1001-5000 FTE Students
100,000-250,000 Volumes in the Library

-
1. Purpose of Presentations: Use slide/tapes for orientation; use slide/tapes for instruction on major library items
 2. Courses Using Presentations: No complete program offered
 3. Presentation Access Control: Any group on demand
 4. Presentation Subjects: General Library Orientation (8 minutes); ERIC (2 presentations, 7-8 minutes each)
 5. Presented By: Professional librarian
 6. Viewing Locations: In a library classroom
 7. Produced By: The library and audio-visual services
 8. Financed By: The library
 9. Number of Viewers/Year: Approximately 400 or 10% of the student body
 10. Evaluation: Evaluated by students through questionnaire completed by users
 11. Equipment: Orientation program: 2 Kodak Carousel Slide Projectors; Wollensak Cassette Tape Play; and a dissolve unit; ERIC programs: Kodak Carousel Slide Projector; and Wollensak Cassette Tape Player
 12. Availability: Adaptable to other libraries; Orientation program available on loan through LOEX of Eastern Michigan
 13. Comments: "Orientation program used as an introduction to a two-week unit on a general library search process in freshman English; not intended to be instruction, but to develop a positive student attitude towards the library."

LESLEY COLLEGE

Lawrence Marble
Director
Lesley College Library
29 Everett Street
Cambridge, Massachusetts 02138

Master's Granting Institution
1001-5000 FTE Students
50,000-100,000 Volumes in the Library

1. Purpose of Presentations: Use slide/tapes for orientation
2. Courses Using Presentations: No complete program offered
3. Presentation Access Control: Primarily new students
4. Presentation Subjects: General Library Orientation (7 minutes)
5. Presented By: Professional librarians
6. Viewing Locations: Near library item to be used
7. Produced By: Audio-Visual Services (Approximate cost: \$50)
8. Financed By: The library
9. Number of Viewers/Year: Approximately 200 or 25% of the student body
10. Evaluation: No formal evaluation
11. Equipment: Singer Caramate Slide Projector (playback only)
12. Availability: Not adaptable to other libraries
13. Comments: "The production has been too recently produced to make any comment."

LOS ANGELES TRADE-TECHNICAL COLLEGE

Henry Lash
Coordinator Institutional Services Center
Los Angeles Trade-Technical College Library
400 W. Washington, California 90015

Associate Degree Granting Institution
5001-10,000 FTE Students
50,000-100,000 Volumes in the Library

-
1. Purpose of Presentations: Use slide/tapes for orientation
 2. Courses Using Presentations: No complete program offered
 3. Presentation Access Control: Faculty, on request
 4. Presentation Subjects: General Library Orientation; Periodical Indexes;
Card Catalog; Reference Items
 5. Presented By: Professional librarian
 6. Viewing Locations: In classrooms
 7. Produced By: The library and audio-visual services
 8. Financed By: The library and audio-visual services
 9. Number of Viewers/Year: Approximately 100 or 5% of the student body
 10. Evaluation: No formal evaluation
 11. Equipment: No information provided
 12. Availability: Adaptable to other libraries
 13. Comments: "Not as flexible as special tailor-made lectures"

MACOMB COUNTY COMMUNITY COLLEGE

Barbara Colinsworth
Associate Dean, Learning Resource Center
Center Campus Library
16500 Hall Rd.
Mt. Clemens, MI 48043

Associate Degree Granting Institution
1001-5000 FTE Students
0-50,000 Volumes in the Library

-
1. Purpose of Presentations: Use slide/tapes for orientation; use slide/tapes for instruction on only a few major library items
 2. Courses Using Presentations: Part of an academic credit class
 3. Presentation Access Control: Any user or group on demand; "Several slide/tape programs are located in the open learning center--students may select to use them at any time."
 4. Presentation Subjects: Readers' Guide and Ready Reference, 9 minutes; Card Catalog, 14 minutes; Reference Collection, 18 minutes, Research Paper, 15 minutes; Encyclopedias, 3 presentations (14, 19, and 18 minutes long)
 5. Presented By: Individual views presentations without assistance
 6. Viewing Locations: In learning labs
 7. Produced By: Library Filmstrip Center (7.50 each)
 8. Financed By: The library
 9. Number of Viewers/Year: Information not provided
 10. Evaluation: No formal evaluation
 11. Equipment: Information not provided
 12. Availability: All items used available from Library Filmstrip Center, 3033 Aloma, Wichita, Kansas 67211
 13. Comments: "We have used only commercially available slide/tape, therefore the material is general in nature..." Library orientation is given by professional librarian on duty.

MADISON AREA TECHNICAL COLLEGE

Mrs. Janet Jeffcott
Librarian
Technical Center
211 N. Carroll Street
Madison, Wisconsin 53701

Associate Degree Granting Institution
1001-5000 FTE Students
0-50,000 Volumes in the Library

-
- | | |
|---------------------------------|--|
| 1. Purpose of Presentations: | Use slide/tapes for orientation; use slide/tapes for instruction |
| 2. Courses Using Presentations: | Use in optional course for non-credit; "participation is virtually 100%" |
| 3. Presentation Access Control: | Any group on demand |
| 4. Presentation Subjects: | Periodical Indexes; Card Catalog; and Reference Items |
| 5. Presented By: | Library support staff member |
| 6. Viewing Locations: | Near library item to be used |
| 7. Produced By: | The library and audio-visual services |
| 8. Financed By: | The college |
| 9. Number of Viewers/Year: | Approximately 1200 or 100% of the student body |
| 10. Evaluation: | Evaluated by librarians, classroom instructors, and students through formal tests of users |
| 11. Equipment: | Information not provided |
| 12. Availability: | Some presentations are adaptable to other libraries; availability not indicated |
| 13. Comments: | No additional comments |

MANKATO STATE COLLEGE

Dale K. Carrison
Director of Libraries
Mankato, Minnesota 56001

Master's Granting Institution
5001-10,000 FTE Students
500,000+ Volumes in the Library System

-
- | | |
|---------------------------------|---|
| 1. Purpose of Presentations: | Use slide/tapes for orientation; program in process (May 19, 1975) to use slide/tapes for complete program of library instruction |
| 2. Courses Using Presentations: | Optional course for academic credit |
| 3. Presentation Access Control: | Any user or group on demand; subject oriented classes; and students enrolled in optional course for academic credit |
| 4. Presentation Subjects: | Complete information available upon request |
| 5. Presented By: | Professional librarian, library support staff member, or individual views presentation without assistance |
| 6. Viewing Locations: | Mainly viewed near library item to be used |
| 7. Produced By: | The library; no cost statistics available |
| 8. Financed By: | The library |
| 9. Number of Viewers/Year: | Approximately 1,500 or 14% of the student body |
| 10. Evaluation: | Evaluation by librarians, classroom instructors, and students through questionnaires completed by users and interviewing users |
| 11. Equipment: | Caramate unit, standard slide projector, and cassette playback unit |
| 12. Availability: | Most presentations are adaptable to other libraries and for sale for duplication costs |
| 13. Comments: | "Works well-evaluation is generally positive" |

December 4, 1975

Mr. Larry Hardesty
Reference Librarian
DePauw University
Greencastle, Indiana 46135

Dear Mr. Hardesty:

Here is an updated listing of our library instruction kits, all of which may, for convenience, be grouped into five general categories. These packages have been utilized with varying degrees of success. Some, quite honestly, have not lived up to our expectations; therefore, for what it's worth, I have also included an overall evaluation, based on an arbitrary, subjective scale of one (1) through five (5), from highly useful through very questionable value.

<u>TYPE</u>	<u>INTENDED AUDIENCE</u>	<u>FORMAT</u>	<u>EVALUATION</u>
1. <u>Facilities/Collections</u>			
Curriculum	USERS	Audiotape	3
Educational Resource Center	USERS	Audiotape	2
Government Publications	USERS	CARAMATE	2
Library tour	USERS	Audiotape	1
Map Collection	USERS	Audiotape	1
Minnesota collection	USERS	Audiotape	2
State and Urban	USERS	CARAMATE	NEW
United Nations	USERS	CARAMATE	NEW
2. <u>Inservice for staff</u>			
Media System Orientation	staff, especially part-time workers	CARAMATE	1
Regular book circulation		CARAMATE	1
Reserve Services		CARAMATE	1
Understanding Call Numbers		CARAMATE	2
3. <u>Public Relations</u>			
Orientation to Media System	NON/NEW USERS	CARAMATE	1
Something for You	NON/NEW USERS	Videocassette (16 Minutes, color)	NEW
4. <u>Specific Tool Instruction</u>			
ERIC	USERS	Audiotape	2
CIJE-Education Index	USERS	Audiotape	2
New York Times Index	USERS	CARAMATE	5
Monthly Catalog...	USERS	CARAMATE	2
Sociological Abstracts	USERS	Audiotape	4

5. Topical Interests

Career Information
Consumer Information

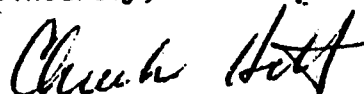
USERS
USERS

CARAMATE
CARAMATE

3
3

Should you desire further explanation of information, kindly advise.

Sincerely,



Chuck Hitt
Instructional Services Librarian

MASSACHUSETTS INSTITUTE OF TECHNOLOGY

Katharine G. Cipolla
Media Services Librarian
Barker Engineering Library
Room 10-500 MIT
Cambridge, Massachusetts 02139

Doctorate Granting Institution
5001-10,000 FTE Students
500,000+ Volumes in the Library System

-
1. Purpose of Presentations: Use slide/tapes for orientation; use slide/tapes for instruction on major library items
 2. Courses Using Presentations: No complete program offered
 3. Presentation Access Control: Any user on demand
 4. Presentation Subjects: General Library Orientation (5 minutes); Engineering Index (3 minutes); NASA STAR/ International Aerospace Abstracts (5 minutes); Author/Title Card Catalog (3 minutes); Subject Card Catalog (3 minutes)
 5. Presented By: Individual views presentations without assistance
 6. Viewing Locations: Near library item to be used
 7. Produced By: The library (Approximate cost: \$700 each including viewer)
 8. Financed By: Grant funding
 9. Number of Viewers/Year: "No way to know"
 10. Evaluation: Evaluated by librarians, classroom instructors, and students through questionnaire completed by user
 11. Equipment: Specially designed at MIT
 12. Availability: Engineering Index Program is currently in use elsewhere and is available for loan for duplication; others are specific to this institution
 13. Comments: "Our evaluation shows a clear preference for audio tapes with annotated "sample pages" from the item discussed, over tape/slide presentations." Slide/tapes "useful for orientation to the library and collections-adaptable to catalog instruction."

PROGRAMS AVAILABLE FOR LOAN AND DUPLICATION

"Barker Engineering Library Subject Catalog"

2½ minutes

synchronized sound-slide program

The program is a brief introduction for the new user of the library. No attempt is made to cover the wide range of individual, complex problems that can arise.

"Barker Engineering Library Author-Title Catalog"

2½ minutes

synchronized sound-slide program

This program was made with the same intent as the program on the Subject Catalog.

Engineering Index

3 minutes

synchronized sound-slide program

Discusses scope and arrangement of Engineering Index with some emphasis on subject headings; citation content; and the author index.

NASA STAR

5 minutes

audio program with sample pages

Discusses scope and arrangement of STAR and its use as a current awareness tool and as a retrospective searching tool.

Science Citation Index

5½ minutes

audio program with sample pages

This program emphasizes the Citation Index with less discussion of the Source Index and the Permuterm Index.

Chemical Abstracts

10 minutes

audio program with sample pages

Brief introduction to the Index Guide, Subject Index, weekly Keyword Subject Index, Author Index, Formula Index, Index of Ring Systems, and HAIC Index.

International Aerospace Abstracts/NASA STAR

9 minutes

audio program with sample pages

Discusses the similarities in format, information access, and type of literature indexed and abstracted in STAR and IAA, with emphasis on the subject indexes.

Government Reports Index

7 minutes

audio program with sample pages

Discusses access to report literature via Government Reports Announcements and Government Reports Index.

MCMMASTER UNIVERSITY

Tafila A. Spence
Orientation Librarian
Mills Memorial Library
Hamilton, Ontario, Canada L8S 4L6

Doctorate Granting Institution
10,001-15,000 FTE Students
500,000+ Volumes in the Library System

-
1. Purpose of Presentations: Use slide/tapes for orientation
 2. Courses Using Presentations: No complete program offered
 3. Presentation Access Control: Any user on demand
 4. Presentation Subjects: General Library Orientation (12 minutes; currently being edited down to 8 minutes)
 5. Presented By: Individual may view presentation without assistance
 6. Viewing Locations: In classrooms and in the library
 7. Produced By: Audio-Visual Services (\$350 plus library staff time for original; \$100 annual updating costs, plus library staff time)
 8. Financed By: the library
 9. Number of Viewers/Year: Approximately 1,000 or 9% of the student body
 10. Evaluation: Evaluated by librarians, classroom instructors, and students through interviewing users
 11. Equipment: For large groups: 2 Kodak Carousel Ektagraphic Slide Projectors; Kodak Carousel Dissolve Control Model 1; Sony TC 252 Stereo Reel-to-Reel Tape Recorder
 12. Availability: For individual viewing: Use 16mm film/strip sound cart. Not adaptable to other libraries
 13. Comments: "Comments from users and instructors have been all very positive. Some of their criticism is...particular sections were too long. The general opinion is that the program is both entertaining and informative, but perhaps we are trying to do too much in one session."

MIAMI-DADE COMMUNITY COLLEGE

Mary Malcolm
Librarian
North Campus
11380 N.W. 27 Ave.
Miami, Florida 33167

Associate Degree Granting Institution
15,001-20,000 FTE Students
100,000-250,000 Volumes in the Library

-
1. Purpose of Presentations: Use slide/tapes for orientation; use slide/tapes for instruction on major library items
 2. Courses Using Presentations: No complete program offered
 3. Presentation Access Control: Two of three programs are directed to any user on demand, but the program that gets the most use is directed to freshman orientation classes
 4. Presentation Subjects: General Library Orientation: "Where To Get Smart With Really Trying" (15 minutes); "Getting Started on Library Research," and "Research Paper" (3 parts)
 5. Presented By: Classroom faculty
 6. Viewing Locations: In classrooms
 7. Produced By: Audio-Visual Services
 8. Financed By: The library and audio-visual services
 9. Number of Viewers/Year: Approximately 6000 or 34% of the student body
 10. Evaluation: Evaluated by librarians, classroom instructors, and students by a critique by faculty at a preview showing and questionnaire completed by users
 11. Equipment: "Hardware is custom-built to our specifications" Use reel-to-reel tape recorder and two Kodak Carousel Model B-2 or 580 Slide Projectors with synchronization
 12. Availability: "As to content, 2 could be adapted" Inquire as to availability
 13. Comments: "Good color photography, carefully-selected music, professional narration, and care taken to make programs brief but informative have helped to make them generally appealing." Some technical problems; students ranked physical introduction to the library first of the presentation

MIAMI-DADE COMMUNITY COLLEGE

Susan Gray
Librarian/Readers' Service
South Campus
11011 S.W. 104 Street
Miami Florida 33176

Associate Degree Granting Institution
5001-10,000 FTE Students
50,000-100,000 Volumes in the Library

-
1. Purpose of Presentations: Use slide/tapes for orientation
 2. Courses Using Presentations: No complete program offered
 3. Presentation Access Control: Primarily freshman English classes
 4. Presentation Subjects: General Library Orientation entitled "Introduction to Library Research" (30 minutes); "Guide to Research Writing"
 5. Presented By: Classroom faculty
 6. Viewing Locations: In classrooms
 7. Produced By: Audio-Visual Services
 8. Financed By: Audio-Visual Services
 9. Number of Viewers/Year: Information not available
 10. Evaluation: Evaluated by librarians and classroom instructors; "All interested faculty were invited to view and criticize them before they were ever used in the classroom."
 11. Equipment: AF-2 Kodak Carousel Slide Projector; Sony 230 reel-to-reel tape recorder
 12. Availability: Adaptable to other libraries, but presently not available
 13. Comments: "When the slide/tape was transferred to videotape, the use declined. We would like to do more with slide/tapes in the way of shorter presentations on specific sources as time, staff and money permits."

UNIVERSITY OF MICHIGAN

Sheila Rice
Orientation/Instruction Librarian
Undergraduate Library
Ann Arbor, Michigan 48104

Doctorate Granting Institution
30,000+ FTE Students
500,000+ Volumes in the Library System.

-
- | | |
|---------------------------------|--|
| 1. Purpose of Presentations: | Use slide/tapes for orientation |
| 2. Courses Using Presentations: | No complete program offered |
| 3. Presentation Access Control: | Primarily new students: freshman, transfer students, incoming graduate students |
| 4. Presentation Subjects: | General Library Orientation with descriptions of the parts of the library system |
| 5. Presented By: | Orientation committee |
| 6. Viewing Locations: | Information not provided |
| 7. Produced By: | The library |
| 8. Financed By: | The library |
| 9. Number of Viewers/Year: | Approximately 1200 or 20%-25% of the new students |
| 10. Evaluation: | Informally by the library staff |
| 11. Equipment: | Kodak Carousel Slide Projector; and unspecified tape recorder |
| 12. Availability: | No adaptable to other libraries |
| 13. Comments: | "We have not and probably will not develop much in the way of mediated instruction in the near future. At present, I am much more involved in do-it-yourself that are primarily printed: signs, guides, workbooks, etc." Can be viewed by large audience, but often try to present more than can possibly be conveyed. |

MICHIGAN STATE UNIVERSITY

Clarice C. Dawson
Undergraduate Librarian
Michigan State University Library
East Lansing, Michigan 48824

Doctorate Granting Institution
30,000+ FTE Students
500,000+ Volumes in the Library System

-
1. Purpose of Presentations: Use slide/tapes for orientation
 2. Courses Using Presentations: No complete program offered
 3. Presentation Access Control: Primarily freshman
 4. Presentation Subjects: General Library Orientation
 5. Presented By: Professional librarian
 6. Viewing Locations: Near library item to be used
 7. Produced By: The library
 8. Financed By: The library
 9. Number of Viewers/Year: Approximately 2000-3000 or 12-14% of the student body (including users of an audio tape walking tour)
 10. Evaluation: No formal evaluation
 11. Equipment: "Use a carousel projector and a cassette tape player. It's not automatic-it has to be switched manually"
 12. Availability: Not adaptable to other libraries
 13. Comments: "We have not used our slide/tape as much this year as we did. It's a little out of date."
An audio walking tour aimed at the disadvantaged student is available at the reference desk.

UNIVERSITY OF MISSOURI-COLUMBIA

Mary Ryan
Undergraduate Librarian
Elmer Ellis Library
Columbia, Missouri 63105

Doctorate Granting Institution
20,001-30,000 FTE Students
500,000+ Volumes in the Library System

-
- | | |
|---------------------------------|---|
| 1. Purpose of Presentations: | Do not use slide/tapes; "For the past 5 years we have use 3-M Sound On Slide system for orientation and for instruction on only a few major library items" |
| 2. Courses Using Presentations: | No complete program offered |
| 3. Presentation Access Control: | Any group on demand |
| 4. Presentation Subjects: | General Library Orientation (10 minutes); Readers' Guide (5 minutes); Card Catalog (3 minutes) |
| 5. Presented By: | Professional librarian and/or support staff member depending upon program |
| 6. Viewing Locations: | In library conference room for small groups; in undergraduate library for orientation |
| 7. Produced By: | The library and audio-visual service |
| 8. Financed By: | The library |
| 9. Number of Viewers/Year: | Approximately 200-300 or 1% to 2% of the student body |
| 10. Evaluation: | Evaluated by librarians and students through questionnaires completed by users |
| 11. Equipment: | 3-M Brand Model 525 Projector Recorder and sound on slide cartridge |
| 12. Availability: | Not available for loan; "about 90% is unique to our subject divided library" |
| 13. Comments: | "Sound on Slide system rather than a tape program allows information to be easily updated. It also allows editing out of portions for briefer presentations if desired. The media presentations, we have found, needs to be supplemented by discussions and walking tours of the library during orientation to be effective." |

MONTGOMERY COLLEGE

Juan Elbers
Library Instruction Librarian
Rockville Campus Library
Rockville, Maryland 20850

Associate Degree Granting Institution
5001-10,000 FTE Students
50,000-100,000 Volumes in the Library

-
1. Purpose of Presentations: Use slide/tapes for orientation
 2. Courses Using Presentations: No complete program offered
 3. Presentation Access Control: Any user on demand; primarily freshman students
 4. Presentation Subjects: General Library Orientation (10 minutes)
 5. Presented By: Individual may view presentation without assistance
 6. Viewing Locations: In the library
 7. Produced By: Audio-Visual Services
 8. Financed By: Audio-Visual Services
 9. Number of Viewers/Year: Approximately 300 or 4% of the student body
 10. Evaluation: Evaluated by librarians, classroom instructors, and students through completion of a worksheet and a questionnaire
 11. Equipment: Information not given
 12. Availability: Not adaptable to other libraries
 13. Comments: "Our slide/tape has been successful as an orientation device. It relieves librarians from repeating simple location and organization information to group after group... However, used alone-without the Library Handbook and librarian involvement-it is not a successful teaching device..."

MORaine VALLEY COMMUNITY COLLEGE

Elizabeth Teo
Assistant Librarian
Moraine Valley Community College Library
Palos Hills, Illinois 60465

Associate Degree Granting Institution
5001-10,000 FTE Students
50,000-100,000 Volumes in the Library

-
1. Purpose of Presentations: Use slide/tapes for orientation; use slide/tapes for instruction on only a few major library items
 2. Courses Using Presentations: No complete program offered
 3. Presentation Access Control: Any user or group on demand
 4. Presentation Subjects: General Library Orientation including 5 minutes on overall location of materials, 3 minutes on Readers' Guide, 2 minutes on card catalog, 1 minute on reference items, and 1 minute on audiovisual resources; also separate filmstrip on Readers' Guide
 5. Presented By: Professional librarian
 6. Viewing Locations: Near library item to be used
 7. Produced By: General Library Orientation: the library (\$25 for materials and 35 hours labor) and audio-visual services (\$10); Readers' Guide from Library Filmstrip Center (\$20)
 8. Financed By: The library and audiovisual services
 9. Number of Viewers/Year: Approximately 1700 or 19% of the student body
 10. Evaluation: Optional test is available
 11. Equipment: Kodak Ektagraphic slide projector model AF-2, Sound-O-Matic I synchronized cassette player by Optisonics
 12. Availability: Not adaptable to other libraries
 13. Comments: "The slide-cassette program developed and used at Moraine is intended as a short general introduction to the resources of the library, to be supplemented with personal instruction by the library staff..."

UNIVERSITY OF NEW MEXICO

Mack Homestead
Coordinator of Orientation
Zimmerman Library
Albuquerque, New Mexico 87131

Doctorate Granting Institution
15,001-20,000 FTE Students
500,000+ Volumes in the Library

-
1. Purpose of Presentations: In the process (May 21, 1975) of completing a slide/tape presentation for tour of the library and instruction on major library items
 2. Courses Using Presentations: No complete program offered.
 3. Presentation Access Control: Any group on demand
 4. Presentation Subjects: General Library Tour, including periodical indexes, card catalog, reference items, government documents, and microform items (40 minutes)
 5. Presented By: Professional librarian
 6. Viewing Locations: Large theatre and classrooms
 7. Produced By: The library with instructional media center's cooperation (Approximate cost: \$212)
 8. Financed By: The library
 9. Number of Viewers/Year: Plan for approximately 2,000 to 4,000+ or 20% to 50% of the student body
 10. Evaluation: Not finished yet
 11. Equipment: Information not provided
 12. Availability: When finished it will be adaptable to other libraries and ought to be available for loan or sale
 13. Comments: "believe it is a creative non-hackneyed one although the proof will lie with the finished product."

NEW YORK UNIVERSITY

Lou Pzarson and Gerald Zaslarsky
Reference Librarians
Bobst Library
70 Washington St. S.
New York, New York 10012

Doctorate Granting Institution
30,000+ FTE Students
500,000+ Volumes in the Library System

-
1. Purpose of Presentations: Use slide/tapes for orientation
 2. Courses Using Presentations: No complete program offered
 3. Presentation Access Control: Any group on demand; used for orientation day showings
 4. Presentation Subjects: General Library Orientation (12 minutes); Reference Items (10 minutes); Instructional Materials (9 minutes)
 5. Presented By: Library support staff member; professional librarian
 6. Viewing Locations: General Library Orientation: on library messanine
Instructional Materials: in Instructional Materials Center
 7. Produced By: Instructional Material Center and Library
(approximate cost for each: \$500)
 8. Financed By: The library
 9. Number of Viewers/Year: Approximately 5 to 10% of the student body
 10. Evaluation: Evaluated by librarians, classroom instructors, and students through interviewing users
 11. Equipment: Kodak Ektagraphic Projectors; Wollensak Cassette Recorder 2551; Wollensak Dissolve Unit AV33
 12. Availability: Not adaptable to other libraries; available for loan, for loan for duplication, and for sale; for specific price contact Gerald Zaslarsky
 13. Comments: "Use of programs gives us exactly the message that needs to be conveyed to students. It also frees staff from repetition of giving same speeches. Most difficulty in obtaining agreement as to content of programs."

NORTH CAROLINA CENTRAL UNIVERSITY

Miss Pennie E. Perry
Chief Librarian
James E. Shepard Memorial Library
Durham, North Carolina 27707

Master's Granting Institution
1001-5000 FTE Students
250,000-500,000 Volumes in the Library

-
1. Purpose of Presentations: Use slide/tapes for orientation; use slide/tapes for instruction on major library items
 2. Courses Using Presentations: No complete program offered
 3. Presentation Access Control: Primarily new students
 4. Presentation Subjects: General Library Orientation (15 minutes)
 5. Presented By: Professional librarian
 6. Viewing Locations: Near library item to be used
 7. Produced By: The library and audio-visual services
 8. Financed By: The library
 9. Number of Viewers/Year: Information not provided
 10. Evaluation: Evaluated by librarians, classroom instructors, and students through formal test of users and questionnaires completed by users
 11. Equipment: Information not provided
 12. Availability: Not adaptable to other libraries
 13. Comments: "Our presentation introduces the student to the staff, shows where materials are located in the library, and gives a brief summary of some uses of specific materials. The presentation needs updating."

NORTH CAROLINA STATE UNIVERSITY AT RALEIGH

D.H. Hill Library
Raleigh, North Carolina 27607

Doctorate Granting Institution
15,001-20,000 FTE Students
500,000+ Volumes in the Library System

-
1. Purpose of Presentations: Use slide/tapes for orientation; Use slide/tapes for instruction on major library items
 2. Courses Using Presentations: No complete program offered
 3. Presentation Access Control: Primarily new students and Freshman English classes
 4. Presentation Subjects: General Library Orientation (25 minutes total with 10 minutes on periodical indexes, 5 minutes on card catalog, 5 minutes on government documents)
Periodical Indexes (28 minutes with periodical indexes 20 minutes, card catalog 3 minutes, gov. doc. 5 minutes)
 5. Presented By: Library support staff member
 6. Viewing Locations: Small theater in the library
 7. Produced By: The library produced the General Library Orientation presentation; the program on periodicals and library indexes is adapted from a commercial program from University of Illinois. "We did our own tape and inserted slides of our library."
 8. Financed By: The library
 9. Number of Viewers/Year: Approximately 3,000 or 20% of the student body
 10. Evaluation: Evaluated by librarians, classroom instructors, and students through questionnaires completed by users and interviewing users
 11. Equipment: Information not provided
 12. Availability: Program on indexes is adaptable, but not available at this time
 13. Comments: "We have had a favorable response to the slide/tape program, but people still want a walk-around tour. Mainly because a card catalog looks like a card catalog, etc., and people need to know how to physically locate places."

NORTH DAKOTA STATE UNIVERSITY

Michael M. Miller
Instructional Services Librarian
North Dakota State University Library
Fargo, North Dakota 58102

Doctorate Granting Institution
5001-10,000 FTE Students
250,000-500,000 Volumes in the Library

-
1. Purpose of Presentations: Use slide/tapes for orientation; use slide/tapes for instruction on major library items
 2. Courses Using Presentations: No complete program offered
 3. Presentation Access Control: Any user or group on demand
 4. Presentation Subjects: General Library Orientation (20 minutes); Periodical Indexes (10 minutes); Card Catalog (10 minutes); Government Documents (10 minutes); and ERIC (15 minutes)
 5. Presented By: Professional librarian or individual may view presentations without assistance
 6. Viewing Locations: In classrooms and in carrels
 7. Produced By: The library
 8. Financed By: The library
 9. Number of Viewers/Year: Approximately 1500 or 35%-45% of the student body
 10. Evaluation: Evaluated by librarians, classroom instructors, and students through questionnaires completed by users and interviewing users
 11. Equipment: Optisonic Tape Pulsing Recorder; Kodak Ektagaphic Slide Projector
 12. Availability: Adaptable to other libraries; additional information available on request; scripts, slides, and tapes are available for purchase
 13. Comments: "Because of the lack of staff, we have done little actual test evaluation ourselves, however, when the program was used in the classroom, instructors . . . included questions in their tests." Programs will be successful only if the librarians most closely related to individual or group instruction will make use and promote them.

NORTH DAKOTA STATE UNIVERSITY

Fargo, North Dakota 58102

THE LIBRARY

Thank you for your interest in our Library Instruction Slide and Tape Programs.

The programs have been designed specifically for use here at the North Dakota State University Library. However, they could be well adapted to fit the needs of other libraries.

Many of the requests about our programs suggest sending the materials on preview. We wish that we could provide such preview privileges; however, economically this will not be possible. If your library is seriously considering purchasing our programs, then we will try to make an exception and send you our preview set. As you will note, the programs can be purchased with the tape and script separately.

In finalizing our cost figures for the programs, we evaluated the amount of time and effort, labor, photography and other factors it took to produce the programs. The following includes the cost for the programs:

THE MONTHLY CATALOG -- WHAT'S IT ALL ABOUT? (40 slides, 1 cassette tape, written script, \$23); (cassette tape and written script only, \$10).

THE CARD CATALOG -- WHAT'S IN IT? (64 slides, 1 cassette tape, written script, \$32.60); (cassette tape and written script only, \$10.00).

PERIODICALS AND THEIR USE! (62 slides, 1 cassette tape, written script, \$31.80); (cassette tape and written script only, \$10).

YOU AND YOUR UNIVERSITY LIBRARY! (90 slides, 1 cassette tape, written script, \$43); (cassette tape and written script only, \$10).

The programs were featured at the 1972 American Library Association Conference in Chicago at the "Library Instruction Clinic" and at the 1974 Canadian Library Conference in Winnipeg.

Further information is also enclosed that may be of some assistance to you.

Best wishes for a successful library instruction program. If I can be of any assistance, please let me know.

Sincerely yours

Michael M. Miller
Instructional Services Librarian
Telephone: 701-237-8876

110

NORTH DAKOTA STATE UNIVERSITY'S LIBRARY INSTRUCTION PROGRAM
 North Dakota State University Library
 Fargo, North Dakota 58102
 (701) 237-8876

I am pleased to give you further information about the NDSU Library Instruction Program regarding its development and use. To those of you who stopped at the Library Instruction Clinic during the American Library Association Conference in June at Chicago, I say thank you for your interesting and favorable comments.

Attempting to answer most of the questions received, I shall single out those most often asked:

WHAT TYPE OF EQUIPMENT ARE WE USING?

Presently we are using the slide/tape programs with a Kodak Automatic Focus Extagraphic Projector. It is important that the projector used has automatic focus, since the cassette tape has been pulsed to automatically move the slides. However, if you already have other Kodak projectors, the system will still work. We use a Sound-o-Matic Cassette Programmer Recorder produced by Optisonics Corporation. Perhaps one of your local media dealers has this available. There are, of course, other cassette programmers, but for the cost, sound and useability this recorder has been found to be most satisfactory. The recorder has a silent pulsing unit which is easy to handle. For costs, consult an audio-visual dealer. It is important to remember that close proximity for equipment repairs is a point to consider.

HOW IS THE PROGRAM PRESENTED WITH LARGE GROUPS?

Initially, one projector was used with the Optisonics Recorder with the appropriate size lens. To add a further dimension to the programs, the Kodak Dissolve Control Unit was added; perhaps you have seen this used. It provides the ability for a more professional looking program where the slides have a fading effect with the new slide appearing slowly onto the screen. To use a dissolve control, however, two Extagraphic projectors are needed which are connected to the dissolve control. The Optisonic recorder is plugged into the dissolve control automatically moving the complete program. We feel the dissolve control has certainly enhanced our programs!

WHAT TYPE OF BACKGROUND MUSIC DID WE USE AND WHO DID THE NARRATION?

After carefully listening to music at a local radio station's record library, I found soft sounding instrumental music such as the following to be most appropriate: Paul Mauriat, Charlie Byrd, Percy Faith, Hollyridge Strings and Roger Williams. Our programs are geared to the undergraduate student; therefore, background music that he can identify himself with was included....this means the slower songs of popular music.

May I suggest that when taping a program leave time at the beginning and at the end of the program for music without narration, perhaps 20 seconds each. This allows for the viewer to get settled as well as quieting the audience before the actual narration. I may not be making myself clear, but I have found this to work effectively.

Initially, we were fortunate to have an excellent campus radio announcer for narration. Now we are using student voices (male and female) suggested by the Speech Department. The interest has been most enthusiastic; students know this is

valuable learning experience. The facilities of the FM-Stereo campus station is available for recording. If you don't have a campus radio station, inquire at the local stations or with persons in the community who have good recording equipment. They can give you many suggestions for recording sessions.

We found our narrators sometimes moving along too quickly, thus not providing enough time for the slides to be changed. Slides moving too quickly can detract from an otherwise good program. When using a Kodak Dissolve Control, more time is also needed for changing slides.

IS IT POSSIBLE TO VIEW OUR PROGRAMS?

Unfortunately, we do not have complete duplicate slide sets of each program that we use. I would be hesitant to send our slides of the present programs at this time; the programs are being used frequently. However, I may make some exceptions in the future. The cost for duplicating the slides would be 25¢ for each slide. These are the number of slides in our completed programs: "You and Your University Library" -- 100 slides; "The Monthly Catalog--What's It All About?" -- 39 slides; "Periodicals and Their Use!" -- 60 slides; and "The Card Catalog--What's In It?" -- 62 slides. The cost for duplicating each cassette tape is \$3.50.

I believe our programs could be adaptable to most library situations with changes to meet the local situation.

WOULD WE CONSIDER SOME COOPERATIVE ARRANGEMENTS?

Yes, definitely! When we began our Library Instruction Media Program in 1971 we looked at what was being done elsewhere; cooperative efforts were begun which helped in our planning and development. It takes much thought and time in developing a slide/tape program; this letter is a source of cooperation. Many have asked for copies of our scripts; copies are enclosed. We do hope that when you develop your programs you will send your scripts. We are most interested in programs not covered in the enclosed scripts regarding specific areas of reference, specific abstracts, and so forth.

Our cassette tapes are presently being revised for new tapings; copies can be sent to you later.

WHAT ABOUT OUR ERIC SLIDE/TAPE PROGRAM?

Initially we wrote our own script, but then we discovered the ERIC Clearinghouse at the University of Colorado had completed a program specifically for their CHES Clearinghouse for public sale. We previewed it and decided to purchase it at \$30.00, which is not expensive considering 60 slides and a cassette tape included. There is no background music, and the program has been done very well in a humorous fashion. The address is Social Science Education Consortium, Inc., 855 Broadway, Boulder, Colorado 80302.

The National Audiovisual Center, Washington, D. C. 20409 has available a set of three filmstrips and accompanying record on the use of ERIC--Introduction to ERIC, How To Use ERIC, and ERIC Advanced Training Program...all for \$5.00. They do need up-dating but are a good beginning in your planning efforts for an ERIC program. I believe that a new program has been developed but am not certain.

WHAT ABOUT OUR SELF-GUIDED TOUR?

A copy of the tour is enclosed. A student from the Speech Department did the narration.

We have found this also to be popular with our students. Immediately at the entrance to the Library, a floor sign tells about the self-guided tour and the slide/tape programs; this has been one of our most effective methods of promotion besides just leaving on the slide/tape programs with students stopping to watch.

You can use earphones with the self-guided tour, but thus far we haven't had need to use them. Using light weight tape recorders the students listen directly to the recorder, the factor of the volume being too loud has not been noticeable.

WHERE CAN WE GET FURTHER INFORMATION?

Read the article by Verna V. Melum of Northern Illinois University, who has been a leader with library instruction, in the Wilson Library Bulletin, September, 1971, pages 59-66, titled "Library Orientation in the College and University." It will be well worth the time.

NIU has also developed a program for sale on library indexes in subject fields with 80 slides or filmstrip and tape for \$30.00. Write to Northern Illinois University, Communications Services, Room 115-A, Altgeld Hall, DeKalb, Illinois 60115 for more information.

The ALA Committee on Instruction in the Use of Libraries sponsored the SHOW AND TELL "A Clinic on Using Media in Library Instruction" at ALA in Chicago. A good brochure was produced; for more information and to receive the brochure write to ACRL Committee on Library Instruction, American Library Assn., 50 East Huron Street, Chicago, Illinois 60611. The clinic proved to be one of the "hottest" items at the conference.

The Technological Applications Project at Box 1028, Corvallis, Oregon 97330 should have some interesting materials available for dissemination. Included will be multi-media library instruction programs from around the country.

A clearinghouse for information on Library Use and Instruction is being developed at Eastern Michigan University Library. It's called LOEX (Library Orientation Exchange). To participate in the Project LOEX, request a questionnaire from: Mary Butterfield, Project LOEX, University Library, Eastern Michigan University, Ypsilanti, Michigan 48197. Note page 221 of the September, 1972, issue of College and Research Libraries News.

Irving Lieberman developed a working bibliography of commercially available audio-visual materials for the teaching of library science. You'll find it in the University of Illinois, Graduate School of Library Science, Occasional Papers, no. 94. It may be of some assistance even though it is four years old.

My article in the Mountain-Plains Library Quarterly, May, 1972, pages 22-24, presents further ideas and locations.

You may want to look at copies of the Drexel Library Quarterly, which presents articles on Library Instruction. Note the July/October, 1971, issue titled

"Academic Library Instruction--A Bibliography 1960-1970." Watch for a new edition concerning Library Instruction.

Besides reviewing research through Library Literature, consult Current Index to Journals in Education under the subject heading "Library Instruction;" you'll find an excellent list of articles.

CAN YOU HELP US?

Yes, you certainly can! Let me know developments and media programs in your area and what you are doing.

It was a pleasure telling you about what we are doing.

My very best wishes.

Michael M. Miller
Instructional Services
North Dakota State University Library
Fargo, North Dakota 58102

SOME ADDITIONAL NOTES AND ANSWERS....

HOW MUCH DID IT COST TO EQUIP ONE OF OUR CARRELS?

The approximate cost, including the Kodak projector, Optisonics tape recorder, outlets and carrel construction, was \$525.00.

HOW MANY STUDENTS USUALLY VIEW THE PROGRAM AT ONE TIME?

One, two or three students, and if more than one person is watching a program with another program being viewed, then we have the students use earphones.

HOW MANY STUDENTS HAVE VIEWED THE PROGRAMS?

Including the large and small classroom presentations, about 3,000 have viewed the general program You and Your University Library; our enrollment is 6,500. The specific programs such as Periodicals and Their Use are used on an individual basis and sometimes in the classroom.

DOES YOUR EQUIPMENT RETURN ITSELF TO STARTING POSITION AUTOMATICALLY?

The cassette tape has been pulsed so that the last slide shown in the program becomes the first slide once again. However, if the program is stopped before the complete program has been viewed, then manual re-setting is required.

ARE HEADPHONES USED?

Yes, when more than one program is viewed at the same time.

HOW DO WE RATE THE ADVANTAGES OF THE SELF-GUIDED TOUR VS. THE SLIDE/TAPE PRESENTATIONS?

The slide/tape programs were developed for the purposes of presenting an over-all concept for the student unfamiliar with a University Library. The first program, You and Your University Library, stresses the Library as the center of learning and an academic service of the university. The tour provides the opportunity for the patron to actually see the physical arrangement of the Library. We encourage students to first view the slide/tape program and then take the tour.

Should you need more information about our Library Instruction Program, please feel free to write.

Michael M. Miller
Instructional Services
North Dakota State University Library
Fargo, North Dakota 58102

NORTHEASTERN UNIVERSITY

Arlíne Willar
Assistant Librarian for Public Service
Dodge Library
360 Huntington Ave.
Boston, Massachusetts 02115

Doctorate Granting Institution
30,000+ FTE Students
250,000-500,000 Volumes in the Library

-
1. Purpose of Presentations: Use slide/tapes for orientation
 2. Courses Using Presentations: No complete program offered
 3. Presentation Access Control: Primarily freshman classes, but used in a variety of courses
 4. Presentation Subjects: General Library Orientation (20 minutes)
 5. Presented By: Professional librarian
 6. Viewing Locations: In classrooms and learning labs
 7. Produced By: The library and audio-visual services
 8. Financed By: Audio-Visual Services
 9. Number of Viewers/Year: Approximately 3000 or 10% of the student body
 10. Evaluation: Evaluated by librarians and students through use of user questionnaires and formal testing
 11. Equipment: Panasonic Tape Recorder; Kodak Carousel Slide Projector and Programmer
 12. Availability: Not adaptable to other libraries
 13. Comments: "From one year of evaluations we slowed the timing of slide changes. We are now in the midst of redesigning our program based on that result. We do not have a formal evaluation as yet. We use test scores to determine how much students have learned."

NORTHERN ILLINOIS UNIVERSITY

Maurine I. Cottew
Reference and Orientation
University Libraries
DeKalb, Illinois 60115

Doctorate Granting Institution
15,001-20,000 FTE Students
500,000+ Volumes in the Library System

-
1. Purpose of Presentations: Use slide/tapes for orientation; use slide/tapes for instruction on major library items; use sound filmstrip
 2. Courses Using Presentations: No complete program offered
 3. Presentation Access Control: Any group on demand; shown to classes at professors' request
 4. Presentation Subjects: Periodical Indexes (10 minutes) includes eight major indexes
 5. Presented By: Professional librarian; classroom faculty
 6. Viewing Locations: In library classroom
 7. Produced By: The library and audio-visual services together
(Approximate costs: Supplies, \$55, Camera, \$125; Slide Projector, \$125; Tape Recorder, \$160; Narrator, \$25; Lab Processing Slide Sequences To Filmstrip And Answer Print, \$75; Photography and art labor not included)
 8. Financed By: The library and audio-visual services together
 9. Number of Viewers/Year: Approximately 300-500 or 1-2% of the student body
 10. Evaluation: "When it was first done test scores before and after were compared--favorable results. Now we depend on faculty & student feedback."
 11. Equipment: Additional information available upon request
 12. Availability: Adaptable to other libraries and available for loan to preview or for sale; additional information available upon request; as filmstrip and record: \$15
 13. Comments: Additional information available upon request
"Well received by both students and faculty who have seen it. The greatest advantage is in saving the librarian from presenting the same material over and over."

NORTHWESTERN UNIVERSITY

Adele W. Combs

**Assistant University Librarian for Public Service
Northwestern University Library
Evanston, Illinois 60201**

Doctorate Granting Institution

5001-10,000 FTE Students

500,000+ Volumes in the Library System

-
- 1. Purpose of Presentations:** Use slide/tapes for orientation
 - 2. Courses Using Presentations:** No complete program offered
 - 3. Presentation Access Control:** Any user on demand; primarily new students
 - 4. Presentation Subjects:** General Library Orientation
 - 5. Presented By:** Library Support Staff Member
 - 6. Viewing Locations:** In library's conference or meeting rooms
 - 7. Produced By:** The library
 - 8. Financed By:** The library
 - 9. Number of Viewers/Year:** Approximately 1,100 or 12% of the student body
 - 10. Evaluation:** "Only very informally by students and librarians"
 - 11. Equipment:** Sony Superscope Stereo Cassette Recorder CS-200S;
Kodak Carousel 850 Projector
 - 12. Availability:** Not adaptable to other libraries
 - 13. Comments:** "Many positive comments - helpful for orientation to a large, complex building if followed by tour.
Negative: Too 'hard sell' (Mostly from library staff)

OBERLIN COLLEGE

Kathryn Weil
Science Librarian
Oberlin College Library
Kettering Building
Oberlin, Ohio 44074

Master's Degree Granting Institution
1001-5000 FTE Students
500,000+ Volumes In The Library System

-
- | | |
|---------------------------------|---|
| 1. Purpose of Presentations: | Use slide/tapes for instruction on only a few major library items |
| 2. Courses Using Presentations: | No complete program offered |
| 3. Presentation Access Control: | Any user on demand |
| 4. Presentation Subjects: | Chemical Abstracts; Biological Abstracts (in production) |
| 5. Presented By: | Professional librarian |
| 6. Viewing Locations: | Near library item to be used |
| 7. Produced By: | Chemical Abstracts: American Chemical Society (approximate cost \$250); Biological Abstracts: the library (\$500 paid to a student to do graphics) and audio-visual services (cost not known yet) |
| 8. Financed By: | The library and grant funding |
| 9. Number of Viewers/Year: | Information not provided |
| 10. Evaluation: | Formal Evaluation planned |
| 11. Equipment: | Information not provided |
| 12. Availability: | Chemical Abstracts presentation available from American Chemical Society; Biological Abstracts presentation may be available in the future for a fee |
| 13. Comments: | Would not recommend getting involved in slide/tape production without resources of professional people. "Without course motivation these self-help teaching tools lie stagnant." |

COLLEGE OF PHARMACY-OHIO STATE UNIVERSITY

Virginia B. Hall
Assistant Prof. & Head, Pharmacy Library
Pharmacy Library
500 West 12th Ave.
Columbus, Ohio 43210

Doctorate Granting Institution
0-1000 FTE Students
0-50,000 Volumes in the Library

-
1. Purpose of Presentations: Use slide/tapes for a complete program of library instruction
 2. Courses Using Presentations: Required course for academic credit (4 tapes to beginning class during their orientation course; 1 for a senior class; 1 for Pharmacy graduate students)
 3. Presentation Access Control: Primarily only the above groups
 4. Presentation Subjects: General Library Orientation; Periodical Indexes; Card Catalog; Reference Items; Search Methods; Pharmacological literature and library tools
 5. Presented By: Individual views presentation after librarian instructs in the use of equipment
 6. Viewing Locations: Near library item to be used
 7. Produced By: Audio-Visual Services (written by librarian, slides made and narrated by the College of Pharmacy Office of Educational Development)
 8. Financed By: The college
 9. Number of Viewers/Year: Approximately 270-280 or 50% of the student body
 10. Evaluation: Evaluated by librarians through questionnaires completed by users
 11. Equipment: Kodak Carousel 750H; VM Playback 752 AV
 12. Availability: Adaptable to other libraries and available for loan and for loan for duplication if credit is given to OSU College of Pharmacy
 13. Comments: "We find talks given to groups not effective. We do not feel the evaluation has been adequate and could be done in a more organized way. However, comments have been favorable. I think the students prefer learning this way." "New slides and tapes need to be replaced frequently."

ORAL ROBERTS UNIVERSITY

Janice Syedullar
Oral Roberts University Library
7777 South Lewis
Tulsa, Oklahoma 74102

Master's Granting Institution
1001-5000 FTE Students
100,000-250,000 Volumes in the Library

-
1. Purpose of Presentations: Use slide/tapes for orientation; use slide/tapes for instruction on major library items
 2. Courses Using Presentations: Required as part of freshman orientation
 3. Presentation Access Control: Primarily freshman
 4. Presentation Subjects: General Library Orientation, 1 hour; Periodical Indexes, 1 hour; Card Catalog, 1 hour; Reference Items, 1 hour; Education Books in Reference, 1 hour
 5. Presented By: Professional librarian
 6. Viewing Locations: In classrooms
 7. Produced By: The library
 8. Financed By: The library
 9. Number of Viewers/Year: "Varies because student body is growing"
 10. Evaluation: Evaluated by librarians, classroom instructors, and students by interviewing users
 11. Equipment: Information not provided
 12. Availability: Not adaptable to other libraries
 13. Comments: Currently revising productions and bringing them up-to-date. Freshman orientation program has changed and use of the presentations may also change for 1975-76 academic year.

LIBRARY ORIENTATION
ORAL ROBERTS UNIVERSITY

We have prepared this mimeographed fact sheet in response to several inquiries we have received regarding our library orientation program. We hope it will answer your questions, and we would be pleased to hear about your programs.

A new building and a new school present several problems. Our program must be fluid enough to adapt to major changes in physical conditions, procedures and methods, staff, and a new student enrollment which has grown from 150 to 950. For this reason we continue to experiment with many methods and media.

Basically our program consists of the following:

1. Qualifying examination (50 multiple choice questions) and a card catalog problem (involving actually going from catalog to shelf to locate book) which is administered to all new students before enrollment. A second section is scheduled for October to pick up all new students who arrive late.
2. Video-tape of the Learning Resources Center.
3. Lecture by the Reference Librarian with special emphasis on Library of Congress system, ORU hardware, and staff.
4. Four class meetings featuring tape-slide presentations with response sheets to be completed by students. These lectures cover the use of indexes, current events materials, and the card catalog.

Students who score 75 or above on #1 and attend #2 and #3 are excused from #4.

Students who score 70 - 74 may be excused from #4 at the discretion of the Reference Librarian in which case she schedules only one lecture which summarizes the four class meetings and discusses major mistakes from qualifying test.

All of our material may be presented live, on individual programmers, on classroom monitors, or on our dial access system. Slides may be replaced if necessary; tapes need up-dating almost every year. This flexibility allows the Reference Librarian to choose the facilities which best fit the problems of the current semester.

Keeping records is extremely time-consuming but vital. Generally much of the mechanics can be handled by students or non-professional help.

In addition to this program we are trying to develop materials which will be presented to students at other times when they particularly need the information. Several tape-slide lectures are presented to freshman English classes which are working on research papers. On request we have prepared tape-slide and/or video instructions for upper-classmen working on research in English and Education.

Because our program is so flexible that printed materials are quickly outdated, we do not have any samples available for distribution. Our tests and response sheets are geared to our individual collection.

ORANGE COAST COLLEGE

Wendell Westfall
Librarian
2701 Fairview Road
Costa Mesa, California 92626

Associate Degree Granting Institution
10,001-15,000 FTE Students
50,000-100,000 Volumes in the Library

-
- 1. Purpose of Presentations:** Use slide/tapes for orientation; use slide/tapes for instruction on major library items
 - 2. Courses Using Presentations:** No complete program offered
 - 3. Presentation Access Control:** Any user on demand
 - 4. Presentation Subjects:** Readers' Guide (7 minutes); Business Classes Orientation/Instruction (20 minutes)
 - 5. Presented By:** Professional librarian or an individual may view presentations without assistance
 - 6. Viewing Locations:** In classrooms or near library item to be used
 - 7. Produced By:** The library and audio-visual services
 - 8. Financed By:** The library
 - 9. Number of Viewers/Year:** Information not provided
 - 10. Evaluation:** Evaluated by librarians and classroom instructors through interviewing users
 - 11. Equipment:** Information not provided
 - 12. Availability:** Readers' Guide program is adaptable to other libraries
 - 13. Comments:** No additional comments

PACIFIC UNION COLLEGE

Barbara H. Phipps & Harry Bruington
Associate Librarian/Associate Professor L.S.
Pacific Union College Library
Angwin, California 94508

Master's Granting Institution
1001-5000 FTE Students
100,000-250,000 Volumes in the Library

-
1. Purpose of Presentations: Use slide/tapes for orientation; use slide/tapes for instruction on major library items; use slide/tapes for complete program of library instruction
 2. Courses Using Presentations: Used for optional course for academic credit; part of Freshman English for 75/76 academic year
 3. Presentation Access Control: Any user, group, or member of above mentioned courses on demand
 4. Presentation Subjects: General Library Orientation (7 minutes); Periodical Indexes (10 minutes); The Card Catalog (13 minutes); Dictionaries (7 minutes); Encyclopedias (8 minutes); Geographical and Biographical Sources (7 minutes); Literary References (10 minutes); Religious References (8 minutes); Parts of the Book (4 minutes); Dewey Decimal System (7 minutes)
Presented by a professional librarian
 5. Presented By: In classrooms
 6. Viewing Locations: The library and audio-visual services
 7. Produced By: The library
 8. Financed By: The library
 9. Number of Viewers/Year: Approximately 100 or 5% of the student body; "Next year all freshman (600-700) will see general orientation programs and ones with below minimum library-use test scores will see all (between 200-300)
 10. Evaluation: Evaluated informally by librarians and classroom instructors; have used formal tests and questionnaires some
 11. Equipment: Sold State Hitachi Tape Recorder TPQ-201; Kodak Ektagraphic Slide Projector E-2
 12. Availability: Adaptable to other libraries in most respects, and available for loan and for loan for duplication
 13. Comments: No additional comments

PACIFIC UNIVERSITY

Donna Shaver
Reader's Services Librarian
Harvey W. Scott Memorial Library
Forest Grove, Oregon 97116

Master's Degree Granting Institution
0-1000 FTE Students
100,000-250,000 Volumes in the Library

-
- | | |
|--|---|
| 1. Purpose of Presentations: | Use of slide/tapes for orientation (presentation currently being developed-June 9, 1975) |
| 2. Courses Using Presentations: | No complete program offered |
| 3. Presentation Access Control: | Any user on demand |
| 4. Presentation Subjects: | General Library Orientation(10-15 minutes) |
| 5. Presented By: | Professional librarian |
| 6. Viewing Locations: | Near main entrance during orientation |
| 7. Produced By: | Audio-Visual Services-written and directed by
Reader Services Librarian (Approximate cost: \$15) |
| 8. Financed By: | The library |
| 9. Number of Viewers/Year: | Not yet in operation |
| 10. Evaluation: | Not yet in operation |
| 11. Equipment: | Not yet decided |
| 12. Availability: | For orientation to this library only |
| 13. Comments: | No additional comments |

MEDICAL COLLEGE OF PENNSYLVANIA

Carol Fenichel
Reference Librarian
Florence A. Moore Library of Medicine
3300 Henry Avenue
Philadelphia, PA 19129

Doctorate Granting Institution (M.D.)
0-1000 FTE Students
0-50,000 Volumes in the Library

-
1. Purpose of Presentations: Use slide/tape instruction on only major library items
 2. Courses Using Presentations: Various courses involve the presentations
 3. Presentation Access Control: Students enrolled in particular courses using the presentations
 4. Presentation Subjects: Periodical Indexes: Index Medicus, 5 minutes; Chemical Abstracts, 5 minutes; Biological Abstracts, 5 minutes; Science Citation Index, 5 minutes; MEDLINE System (3 programs of 18, 12, and 15 minutes each)
 5. Presented By: Professional librarian
 6. Viewing Locations: Near library item to be used
 7. Produced By: The library produced the four biomedical indexes (cost not given); 2 MEDLINE's programs by NMAC, and one by University of Nebraska (cost not given)
 8. Financed By: The library
 9. Number of Viewers/Year: Approximately 40 or 10% of the student body
 10. Evaluation: No formal evaluation
 11. Equipment: "Standard Carousel"
 12. Availability: Not adaptable to other libraries
 13. Comments: Use slide/tapes for different purposes not able to include on questionnaire

PENSACOLA JUNIOR COLLEGE

Eileen Carey
Librarian
Milton Center-Pensacola Junior College
Canal Street
Milton, Florida 32570

Associate Degree Granting Institution
5001-10,000 FTE Students
50,000-100,000 Volumes in the Library

-
1. Purpose of Presentations: Use slide/tapes for complete program of library instruction
 2. Courses Using Presentations: Optional course for academic credit
 3. Presentation Access Control: Students enrolled in above mentioned course or any user on demand
 4. Presentation Subjects: General Library Orientation (8 minutes); Periodical Indexes (10 minutes); Card Catalog (12 minutes); Reference Items (10 minutes), including dictionaries, encyclopedias, and biographical tools
 5. Presented By: Individual may view presentations without assistance after professional librarian or library support staff member demonstrates use of equipment in first part of course
 6. Viewing Locations: In learning labs
 7. Produced By: Library and audio-visual services produced general orientation, card catalog, and dictionaries. Readers' Guide revised from production by Library Filmstrip Center (Approximate cost: \$25), as well as One Volume Encyclopedias (\$25) and biographical tools. Library Indexes from Northern Illinois Univ. (\$25)
 8. Financed By: The library and audio-visual services
 9. Number of Viewers/Year: Approximately 1200 or 10% of the student body
 10. Evaluation: Evaluated by students through formal test of users and questionnaire completed by users
 11. Equipment: Singer Caramate 8805 (12 units in use) and use Kodak Slide Projector 750H and Audiotronic Cassette Tape 146 if demand exceeds supply of Caramates
 12. Availability: Partially adaptable to other libraries; typed scripts could be lent, but productions not cleared for publication
 13. Comments: "If material is worthwhile, and well presented, on equipment that works--with a librarian available to give individual help as needed--then, both the good students and the slower students are enthusiastic about what they have gained from the course."

PHILLIPS UNIVERSITY

Shirley Haines
Reference Librarian
Zollars Memorial Library
Enid, Oklahoma 73701

Master's Granting Institution
1001-5000 FTE Students
100,000-250,000 Volumes in the Library

-
- | | |
|--|--|
| 1. Purpose of Presentations: | Use slide/tapes for orientation |
| 2. Courses Using Presentations: | No complete program offered |
| 3. Presentation Access Control: | Viewed primarily by freshman and new students |
| 4. Presentation Subjects: | General Library Orientation (simulated tour of the library) |
| 5. Presented By: | Professional librarian |
| 6. Viewing Locations: | A-V room |
| 7. Produced By: | The library through the cooperation of a reference librarian and A-V technician (approximate cost: \$25) |
| 8. Financed By: | The library |
| 9. Number of Viewers/Year: | Approximately 200 or 16% of the student body |
| 10. Evaluation: | No formal evaluation |
| 11. Equipment: | Kodak Carousel Slide Projector for classroom viewing
Singer Caramate Slide Projector for individual viewing |
| 12. Availability: | Not adaptable to other libraries |
| 13. Comments: | None |

PLYMOUTH STATE COLLEGE

Robert V. McDermand
Assistant College Librarian
Herbert H. Lamson Library
Plymouth, New Hampshire

Master's Granting Institution
1001-5000 FTE Students
100,000-250,000 Volumes in the Library

-
- 1. Purpose of Presentations:** Use slide/tapes for orientation; use slide/tapes for instruction on major library items
 - 2. Courses Using Presentations:** No complete program offered
 - 3. Presentation Access Control:** Any user or group on demand
 - 4. Presentation Subjects:** General Library Orientation; Periodical Indexes; and Card Catalog
 - 5. Presented By:** Professional librarian
 - 6. Viewing Locations:** In classrooms and near library items to be used
 - 7. Produced By:** The library
 - 8. Financed By:** The library
 - 9. Number of Viewers/Year:** Approximately 400 to 600
 - 10. Evaluation:** Informally edited and changed yearly
 - 11. Equipment:** Available on library remote access system
 - 12. Availability:** Possibly audio tape on Readers' Guide adaptable to other libraries; available for loan for duplication
 - 13. Comments:** No additional comments

PORTLAND STATE UNIVERSITY

Library Orientation Instruction Committee
Portland State University Library
P.O. Box 1151
Portland, Oregon 97207

Doctorate Granting Institution
5001-10,000 FTE Students
250,000-500,000 Volumes in the Library

-
1. Purpose of Presentations: Use slide/tapes for orientation
 2. Courses Using Presentations: No complete program offered
 3. Presentation Access Control: Any group on demand
 4. Presentation Subjects: General Library Orientation (12 minutes)
 5. Presented By: Information not provided
 6. Viewing Locations: Library lecture room
 7. Produced By: The Library A-V Dept. (which serves the entire institution) at an approximate cost of \$1775, not including any labor costs
 8. Financed By: The library
 9. Number of Viewers/Year: Approximately 830 or approximately 5% of total student headcount
 10. Evaluation: No formal evaluation
 11. Equipment: 3 Kodak Ektagraphic Model B2 slide projectors with zoom lenses; Spindler & Stuppe Quadra Que I; 3 safelock stands, 3 tripod screens, auxillary speaker; 6 AC outlets
 12. Availability: Not adaptable
 13. Comments: "Our slide/tape presentation is a fast-moving entertaining program which presents the library as a growing organism. Often after the presentation a walking tour of the building is given." Equipment awkward, updating difficult, and can not be used with students whose ability to speak English is limited.

PROVIDENCE COLLEGE

Joseph H. Doherty
Director
Phillips Memorial Library
Providence, Rhode Island 02918

Master's Granting Institution
1001-5000 FTE Students
100,000-250,000 Volumes in the Library

-
1. Purpose of Presentations: Use slide/tapes for orientation
 2. Courses Using Presentations: No complete program offered
 3. Presentation Access Control: All freshman students
 4. Presentation Subjects: General Library Orientation (12 minutes)
 5. Presented By: Professional librarian
 6. Viewing Locations: In a classroom in the library
 7. Produced By: "Library Staff Planned Program and Audio-Visual Department Did Technical Work" (Approximate cost: \$50)
 8. Financed By: The college
 9. Number of Viewers/Year: Approximately 800 or 25% of the student body
 10. Evaluation: Evaluated by students through a questionnaire completed by users
 11. Equipment: 2 Kodak Carousel 700 Slide Projectors used simulatenously and Wolensak 3-M Cassette System, Model 2551
 12. Availability: "The ideas are adaptable; the program is geared to this library"
 13. Comments: "The slide/tape program was designed to give students a general idea of how the library is arranged, how to start a search for different types of material, and who to ask for help. We fee that this is not the time to present a very serious program on library research. We have many programs to supplement the orientation one."

COLLEGE OF THE REDWOOD

Robert Krogh
Assistant Librarian
College of the Redwood Library
Eureka, California 95501

Associate Degree Granting Institution
5001-10,000 FTE Students
0-50,000 Volumes in the Library

-
- | | |
|---------------------------------|---|
| 1. Purpose of Presentations: | Use slide/tapes for orienation; use slide/tapes for instruction on major library items; use slide/tapes for a complete program of library instruction |
| 2. Courses Using Presentations: | Optional course for academic credit |
| 3. Presentation Access Control: | Students enrolled in the above mentioned course |
| 4. Presentation Subjects: | General Library Orientation (15 minutes); Periodical Indexes (8 minutes); Reference Items (10 minutes) |
| 5. Presented By: | Professional librarian |
| 6. Viewing Locations: | In learning labs |
| 7. Produced By: | The library and audio-visual services |
| 8. Financed By: | The library and audio-visual services |
| 9. Number of Viewers/Year: | Approximately 30 or .03% of the student body |
| 10. Evaluation: | No formal evaluation |
| 11. Equipment: | Kodak Carousel Slide Projector; Wollensak Cassette Tape Recorder |
| 12. Availability: | Orientation Program not adaptable; other programs adaptable, but presently not available to other libraries |
| 13. Comments: | "Production by A-V and drama depts with excellent results. Scripts by Library personnel" |

UNIVERSITY OF RICHMOND

Mrs. Kate J. DuVal
Project Librarian
Boatwright Memorial Library
Richmond, Virginia 23173

Master's Granting Institution
1001-5000 FTE Students
250,000-500,000 Volumes in the Library

-
1. Purpose of Presentations: Use slide/tapes for orientation; use slide/tapes for instruction on major library items
 2. Courses Using Presentations: No complete program offered
 3. Presentation Access Control: Classes in which professor requests showing
 4. Presentation Subjects: General Library Orientation; Periodical Indexes
 5. Presented By: Professional librarians; Classroom faculty
 6. Viewing Locations: In classrooms
 7. Produced By: "Members of Library-Faculty Partnership-
Principally members of the English Department"
(Approximate cost: \$90)
 8. Financed By: Grant Funding from the Council On Library Resources
and National Endowment For The Humanities
 9. Number of Viewers/Year: Information not provided
 10. Evaluation: Evaluated by librarians, classroom instructors, and
students through informal discussions
 11. Equipment: Wollensak Tape Recorder 2570; Kodak Carousel Slide
Projector 850H
 12. Availability: Not adaptable to other libraries
 13. Comments: "Continued evaluation and change is anticipated.
As reference books or other areas are highlighted, the
original will again be modified. Generally the program
was well-received. Timing was poor at first. Slide
change needed to occur in logical part of sentence."

Mrs. Gladys M. Taylor
Head, Reference Department
Wallace Memorial Library
1 Lomb Memorial Drive
Rochester, New York 14623

Master's Granting Institution
5001-10,000 FTE Students
100,000-250,000 Volumes in the Library

1. Purpose of Presentations:

"Slide/tape orientation program was used prior to move to new campus and new library in 1968."

2. Courses Using Presentations:

"With newer equipment, and the availability of media specialists, we are in the process of returning to slide/tape presentations for the purpose of instruction."

3. Presentation Access Control:

We usually make a sharp distinction between orientation and instruction."

4. Presentation Subjects:

ADDITIONAL COMMENTS

"For a couple of years, we conducted walking tours of the library to orient the incoming students. One year, 600 students participated, but other years there was little interest, and they began to be known as 'The Death March.'"

5. Presented By:

6. Viewing Locations:

We then began a series of library liberation days, with a carnival-type atmosphere-4000 students came to the first one! The students followed a designated trail throughout the building and were rewarded with refreshments at the end. In this way, they learn where the library is, where some items are located, and where there is a bunch of friendly people ready to help them."

7. Produced By:

8. Financed By:

9. Number of Viewers/Year:

10. Evaluation:

11. Equipment:

12. Availability:

13. Comments:

SADDLEBACK COLLEGE

William Weisgerber
Director of Instructional Media
28000 Maroverite Parkway
Mission Viejo, California 92675

Associate Degree Granting Institution
1001-5000 FTE Students
50,000-100,000 Volumes in the Library

-
1. Purpose of Presentations: Use slide/tapes for orientation; use slide/tapes for instruction on only a few major library items
 2. Courses Using Presentations: No complete program offered
 3. Presentation Access Control: Any user on demand; any group on demand
 4. Presentation Subjects: General Library Orientation (8 minutes); Periodical Indexes (5 minutes); Card Catalog (6 minutes); and Reference Items (7 minutes)
 5. Presented By: Individual may view presentations without assistance; also presented by professional librarian, library support staff, classroom faculty and student aides
 6. Viewing Locations: In learning labs
 7. Produced By: Audio-Visual Services
 8. Financed By: Audio-Visual Services
 9. Number of Viewers/Year: Approximately 750 or 10% of the student body
 10. Evaluation: By librarians, classroom instructors, and students through use of questionnaires completed by users and interviewing users
 11. Equipment: AF Milliron Model 201
 12. Availability: Not adaptable to other libraries
 13. Comments: "Good results-more programs in production"

ST. LAWRENCE UNIVERSITY

Lynn Case
Reference Librarian
Owen D. Young Library
Canton, New York 13617

Master's Granting Institution
1001-5000 FTE Students
250,000-500,000 Volumes in the Library

-
1. Purpose of Presentations: Use slide/tapes for orientation; use slide/tapes for instruction on major library items
 2. Courses Using Presentations: No complete program offered
 3. Presentation Access Control: Any group on demand
 4. Presentation Subjects: General Library Orientation (10 minutes); Periodical Indexes (8 minutes) including abstracts, sample entries from Reader's Guide, how to find periodicals, etc.; Reference Items (5 minutes) including a general show on using bibliographies, finding items, etc.
 5. Presented By: Professional librarian
 6. Viewing Locations: In classrooms
 7. Produced By: The library with assistance by student photo service and the radio station (Approximate cost: \$30 per presentation)
 8. Financed By: The library
 9. Number of Viewers/Year: Approximately 350 or 20% of the student body
 10. Evaluation: No formal evaluation
 11. Equipment: 2 Singer Caramate Units; a Wollensack Tape-Synchronizing Unit; 2 Kodak Carousel Slide Projectors
 12. Availability: Adaptable to other libraries and available for loan
 13. Comments: "We've received mixed reactions to the shows--some students think they are really good; others feel they are too simplified. We are going to rework them to slow them down a bit."

SAN DIEGO MESA COLLEGE

Jill Parsons
Reference Librarian
Library San Diego Mesa College
7250 Artillery Dr.
San Diego, California 92111

Associate Degree Granting Institution
5001-10,000 FTE Students
50,000-100,000 Volumes in the Library

-
1. Purpose of Presentations: Use slide/tapes for orientation; use slide/tapes for instruction on major library items
 2. Courses Using Presentations: No complete program offered
 3. Presentation Access Control: Any group or user on demand; use for classes on career planning, vocational nursing, Chicano studies, technical English, business communications
 4. Presentation Subjects: General Library Orientation (24 minutes); Readers' Guide (8 minutes); Essay and General Literature Index (10 minutes)
 5. Presented By: Library support staff and classroom faculty; "some are being adapted for use on a Caramate and will be set up for individual viewing by students"
 6. Viewing Locations: In classrooms
 7. Produced By: The library
 8. Financed By: The library
 9. Number of Viewers/Year: General Library Orientation: 2600; Indexes: 2000; Career Information: 1000
 10. Evaluation: Evaluated by classroom instructors and students by comments offered informally
 11. Equipment: Wollensak 2550 tape recorder, and Kodak Slide Projector B 2.
 12. Availability: No information provided
 13. Comments: "Slide/tape presentations can be updated, a useful factor in keeping up with radical changes in our library. Equipment is easily operated by teachers."

UNIVERSITY OF SAN FRANCISCO

Judith S. Wainwright
Head of Reference Department
Gleeson Library
San Francisco, California 94117

Master's Granting Institution
5001-10,000 FTE Students
250,000-500,000 Volumes in the Library

-
1. Purpose of Presentations: "Use slides only at present. Slide/tapes being prepared for Foreign Students (Orientation Program)" (May 22, 1975)
 2. Courses Using Presentations:
 3. Presentation Access Control:
 4. Presentation Subjects:
 5. Presented By:
 6. Viewing Locations:
 7. Produced By:
 8. Financed By:
 9. Number of Viewers/Year:
 10. Evaluation:
 11. Equipment:
 12. Availability:
 13. Comments: "We have only used slides up to now mostly because we are a small institution and feel that the presentations by a librarian whom the students will see around all the time is more effective than a taped presentation."

UNIVERSITY OF SASKATCHEWAN

C. Ashley Thomson
Instruction and Information Services Librarian
Saskatoon, Saskatchewan S7N 0W0

Doctorate Granting Institution
15,001-20,000 FTE Students
500,000+ Volumes in the Library System

-
1. Purpose of Presentations: Use slide/tapes for instruction on major library items
 2. Courses Using Presentations: No complete program offered
 3. Presentation Access Control: Any user on demand
 4. Presentation Subjects: Readers' Guide (5 minutes); Canadian Periodical Index (5 minutes); Card Catalog (10 minutes); Book Review Digest (5 minutes)
 5. Presented By: Individual views presentations without assistance
 6. Viewing Locations: Near library item to be used
 7. Produced By: The library (Approximate cost: \$150 for all presentations)
 8. Financed By: The library
 9. Number of Viewers/Year: "Hard to estimate"
 10. Evaluation: No formal evaluation
 11. Equipment: Coxco Sound Slide Combination synchronized cassette tape recorder and day-light viewing rear screen projector Model SP-120
 12. Availability: Adaptable to other libraries and available for loan
 13. Comments: "Our slide tape programs have not been used as much as we would have liked." Problem with physical arrangements so programs can be placed in areas convenient to users, and, also lack enough equipment. Expect to be able to correct both problems.

COLLEGE OF THE SEQUOIAS

William R. Woods
Assistant Librarian
College of the Sequoias
Visalia, California 93277

Associate Degree Granting Institution
1001-5000 FTE Students
50,000-100,000 Volumes in the Library

-
1. Purpose of Presentations: "We do not have a 'tape' program as yet to go with our slide presentation. The talk is given by a staff member."
 2. Courses Using Presentations: No complete program offered
 3. Presentation Access Control: Any group on demand
 4. Presentation Subjects: General Library Orientation (10 minutes);
Periodical Indexes (5 minutes); Card Catalog (15 minutes); Microform Items (5 minutes);
Reference Items (5 minutes)
 5. Presented By: Professional librarian
 6. Viewing Locations: In classrooms
 7. Produced By: The library and audio-visual services
 8. Financed By: The library
 9. Number of Viewers/Year: Approximately 750-1000 or 33% of the student body
 10. Evaluation: Evaluated by classroom instructors, students, and others through questionnaires completed by users
 11. Equipment: Any projector and slide tray
 12. Availability: Not adaptable to other libraries
 13. Comments: "Our presentation is highly individualized... it can be altered in content and time to present things relevant to each group."

SHELBY STATE COMMUNITY COLLEGE

Joseph Lindenfeld
Director of Library Services
Learning Resources Center
P.O. Box 4568
Memphis, Tennessee 38104

Associate Degree Granting Institution
1001-5000 FTE Students
0-50,000 Volumes in the Library

-
1. Purpose of Presentations: Use slide/tapes for a complete program of library instruction
 2. Courses Using Presentations: Required course for academic credit
 3. Presentation Access Control: Primarily the freshman students enrolled in the required course
 4. Presentation Subjects: General Library Orientation (8 minutes); Periodical Indexes (10 minutes); Card Catalog (10 minutes); Reference Items (10 minutes)
 5. Presented By: Professional librarian
 6. Viewing Locations: In classrooms
 7. Produced By: McGraw-Hill Company (Approximate cost: \$50);
Library Filmstrips (Approximate cost: \$100)
 8. Financed By: The library
 9. Number of Viewers/Year: Approximately 600 or 20% of the student body
 10. Evaluation: Evaluated by librarians and students (method not provided)
 11. Equipment: Singer Caramate Slide Projector Cassette Tape Player
 12. Availability: Adaptable to other libraries
 13. Comments: "Right now we have not developed anything. We are using commercial filmstrips cut into slide/tape format with varying results."

SIMON FRASER UNIVERSITY

Lawrence Thomas
Assistant University Librarian for Collections
Simon Fraser University Library
Burnaby, British Columbia Canada

Doctorate Granting Institution
5001-10,000 FTE Students
500,000+ Volumes in the Library System

-
- | | |
|---------------------------------|--|
| 1. Purpose of Presentations: | Use slide/tapes for orientation |
| 2. Courses Using Presentations: | No complete program offered |
| 3. Presentation Access Control: | Primarily viewed by new students |
| 4. Presentation Subjects: | General Library Orientation (10 minutes) |
| 5. Presented By: | Professional librarian |
| 6. Viewing Locations: | In classrooms |
| 7. Produced By: | The library (Approximate cost: \$150) |
| 8. Financed By: | The library |
| 9. Number of Viewers/Year: | Approximately 350-400 or 14% of the new enrollment |
| 10. Evaluation: | Evaluated by librarians informally |
| 11. Equipment: | No information provided |
| 12. Availability: | Not adaptable to other libraries |
| 13. Comments: | No additional comments |

SOUTHERN COLORADO STATE COLLEGE

Eloise Phelps
Head, Reference Department
Southern Colorado State College Library
Pueblo, Colorado 81001

Master's Degree Granting Institution
5001-10,000 FTE Students
100,000-250,000 Volumes in the Library

-
1. Purpose of Presentations: Use slide/tapes for orientation; use slide/tapes for instruction on major library items
 2. Courses Using Presentations: No complete program offered
 3. Presentation Access Control: Any user on demand
 4. Presentation Subjects: General Library Orientation (9 minutes); Periodical Indexes (12 minutes); Card Catalog (2 tapes, 10 minutes each); Reference Items (in process); Government Documents (8 minutes)
 5. Presented By: Professional librarian
 6. Viewing Locations: In learning labs
 7. Produced By: The library and audio-visual services
 8. Financed By: The library
 9. Number of Viewers/Year: Approximately 1000 or 20% of the student body
 10. Evaluation: Evaluated by librarians, classroom instructors, and students through use of questionnaires completed by users and interviewing users
 11. Equipment: Information not provided
 12. Availability: Tour not adaptable, but other could be adapted, plan to have them available for sale
 13. Comments: "We feel that our slide tape program used in cooperation with out individualized, programmed course for learning library skills is the best combination we have found for motivating students to make efficient and effective use of the library resources and personnel." "We hope to summarize our complete results for a journal article."

SOUTHERN ILLINOIS UNIVERSITY

Judy Williford
Head Librarian, Undergraduate Library
Morris Library
Carbondale, Illinois 62901

Doctorate Granting Institution
15,001-20,000 FTE Students
500,000+ Volumes in the Library System

-
1. Purpose of Presentations: Use slide/tapes for instruction on major library items
 2. Courses Using Presentations: No complete program offered
 3. Presentation Access Control: Any user on demand
 4. Presentation Subjects: Readers' Guide (3 minutes)
 5. Presented By: Information not provided
 6. Viewing Locations: Use tape cassette only near library item to be used
 7. Produced By: Audio-Visual Services
 8. Financed By: The library
 9. Number of Viewers/Year: Approximately 360 or 3% of the student body
 10. Evaluation: No formal evaluation
 11. Equipment: Use Audio Announcer Tape Repeater - Orrtronics Inc. for tape cassette
 12. Availability: Adaptable to other libraries and will send a copy of the script on request
 13. Comments: "Students seem unwilling to use audio equipment. 3 minutes may be too long. Students would rather have librarian's assistance."

STANFORD UNIVERSITY

Janice Lane
Reference Librarian
J. Henry Meyer Memorial Library
Stanford, California 94305

Doctorate Granting Institution
10,001-15,000 FTE Students
500,000+ Volumes in the Library System

-
1. Purpose of Presentations: Use slide/tapes for orientation; use slide/tapes for instruction on major library items
 2. Courses Using Presentations: No complete program offered
 3. Presentation Access Control: Any user or group on demand
 4. Presentation Subjects: General Library Orientation including card catalog; PAIS, Social Science and Humanities Index, Readers' Guide (12 minutes); Periodical Indexes (9 minutes); "How To Use The Library For Term Paper Research" (8 minutes)
 5. Presented By: Individual may view presentations without assistance
 6. Viewing Locations: "As a display unit-library lobby"
 7. Produced By: The library (Approximate costs: Meyer Library Orientation, \$250; Indexes and Abstracts, \$75; and Library Research, \$50)
 8. Financed By: The library
 9. Number of Viewers/Year: Approximately 200-300 or 6% of the student body
 10. Evaluation: Evaluated by librarians and students through questionnaire completed by users
 11. Equipment: Singer-Graphlex Caramate Model 8806 (record capability)
 12. Availability: Not very easily adaptable to other libraries
 13. Comments: "We have found our presentations very useful as display units (we use continous-loop cassettes so that they run non-stop) and for special classroom presentations. Evaluations were by student questionnaire and about 85% responded favorably."

STATE UNIVERSITY OF NEW YORK AT BUFFALO

Mrs. Diane Parker
Head of Reference Department
Lockwood Library
Buffalo, New York 14214

Doctorate Granting Institution
20,001-30,000 FTE Students
500,000+ Volumes in the Library System

-
1. Purpose of Presentations: Use slide/tapes for orientation; use slide/tapes for instruction on major library items; use slide/tapes for a complete program of library instruction (Law Library)
 2. Courses Using Presentations: Law Library is planning a series to be completed by September 1, 1975 for an optional non-credit course; Contact Karen Mundy of Law Library for more information
 3. Presentation Access Control: Any user or group on demand; Law Library program primarily only for law students
 4. Presentation Subjects: General Library Orientation: Undergraduate Library (10-15 minutes); Law Library (8 minutes); Health Science Library (6 minutes) Periodical Indexes: Index Medicus Guide (7 minutes); Science Citation Index (20 minutes) Sheppard's Citations (15 minutes)
 5. Presented By: Professional librarian
 6. Viewing Locations: In classrooms for Undergraduate Library program; Near library item to be used for Health Science Library and Law Library programs
 7. Produced By: Index Medicus: Washington University Medical School; Science Citation Index: Inst. for Scientific Information; Others by Undergraduate Library, Law Library, and Health Sciences Library (Approximate cost: \$12 for materials)
 8. Financed By: The library
 9. Number of Viewers/Year: Undergraduate Library: Approximately 400 or 1.7% of the student body; Law Library: Approximately 300 or 75% of law students; Health Sciences Library: not known
 10. Evaluation: Undergraduate Library presentation evaluated by librarians and students through questionnaire completed by users and by interviewing users
 11. Equipment: Undergraduate Library: (2) Kodak Ektagraphic Projectors, one Wollensak tape recorder w/sync, and one Kodak dissolve unit; Law Library: Singer Caramate; Health Sciences: Kodak 760H Slide Projector, Bell & Howell Cassette playback unit
 12. Availability: Law Library presentation adaptable to other libraries and available for loan
 13. Comments: No additional comments
Contact Nancy Fabrizzio for information on Health Sciences Library presentations, and Mary Jane Platov for information on Undergraduate Library presentations

STATE UNIVERSITY OF NEW YORK AT GENESEO

William J. Lane
Associate Librarian
Milne Library
Geneseo, New York 14454

Master's Granting Institution
1001-5000 FTE Students
500,000+ Volumes in the Library System

-
1. Purpose of Presentations: Use slide/tapes for orientation; use slide/tapes for instruction on major library items
 2. Courses Using Presentations: No complete course offered
 3. Presentation Access Control: Any group or user on demand
 4. Presentation Subjects: General Library Orientation (30 minutes, including sections on card catalog, Readers' Guide, The New York Times Index, and Special Collections; Card Catalog (5 minutes); Government Documents (5 minutes)
 5. Presented By: Professional librarian or individual may view presentation without assistance
 6. Viewing Locations: Shown either in classrooms or near library items to be used
 7. Produced By: Audio-Visual Services
 8. Financed By: Audio-Visual Services
 9. Number of Viewers/Year: Information not provided
 10. Evaluation: Evaluated by classroom instructors and students through using questionnaires completed by users and interviewing users
 11. Equipment: Rear Projection Theater from Motiva Ltd. with a Kodak Carousel Slide Projector
 12. Availability: Not adaptable to other libraries
 13. Comments: Use tapes only in portable cassettes for instruction on Biological Abstracts and Psychological Abstracts

STATE UNIVERSITY OF NEW YORK COLLEGE AT OSWEGO

Anne Commerton
Director of Libraries
Penfield Library
Oswego, New York 13126

Master's Granting Institution
5001-10,000 FTE Students
250,000-500,000 Volumes in the Library

-
1. Purpose of Presentations: Use slide/tapes for orientation; use with specific subject orientation
 2. Courses Using Presentations: "Proposal in the Faculty Assembly for optional credit course"
 3. Presentation Access Control: Any user on demand; any group on demand; and in one session subject oriented classes
 4. Presentation Subjects: General Library Orientation (8 minutes); Government Documents (5 minutes)
 5. Presented By: Individual may view presentations without assistance; also presented by professional librarians
 6. Viewing Locations: Near library item to be used; in learning labs; and in classrooms
 7. Produced By: Audio-Visual Services in cooperation with the library
 8. Financed By: Audio-Visual Services
 9. Number of Viewers/Year: Approximately 3200 or 40% of the student body
 10. Evaluation: "They have been shown at NYLA; other library regional conferences and loaned on request"
 11. Equipment: Wollensak 2515 tape recorder and Kodak Carousel Slide Projector
 12. Availability: Available for loan; Charge for duplication presently under consideration; Government Documents presentation adaptable to other libraries; General Orientation not
 13. Comments: "The general orientation one we have had for 3 years (with updates) and have received many requests to loan it. The documents one is less than 2 months old and we have had little chance to get comments. We hope to do much more in this area."

SUNY AGRICULTURAL & TECHNICAL COLLEGE AT DELHI

Herbert J. Sorgen

Librarian

SUNY Agricultural & Technical College Library

Delhi, New York 13753

Associate Degree Granting Institution

1001-5000 FTE Students

0-50,000 Volumes in the Library

-
- 1. Purpose of Presentations:** Use slide/tapes for orientation; use slide/tapes for instruction on major library items
 - 2. Courses Using Presentations:** No complete program offered
 - 3. Presentation Access Control:** Any user or group on demand
 - 4. Presentation Subjects:** General Library Orientation (5 minutes);
Engineering Index (2 minutes)
 - 5. Presented By:** Individual may use presentations without assistance
 - 6. Viewing Locations:** In classrooms and near library item to be used
 - 7. Produced By:** General Orientation program produced by the library;
Engineering Index program produced by Massachusetts
Institute of Technology
 - 8. Financed By:** Audio-Visual Services
 - 9. Number of Viewers/Year:** Approximately 800 or 33% of the student body
 - 10. Evaluation:** No formal evaluation
 - 11. Equipment:** Singer Caramate
 - 12. Availability:** Engineering Index is adaptable to other libraries;
Orientation program is not; they are available for loan
and for loan for duplication
 - 13. Comments:** No additional comments

SUNY COLLEGE AT BROCKPORT

Peter P. Olevnik
Head of Reference
Drake Memorial Library
Brockport, New York 14420

Master's Granting Institution
5001-10,000 FTE Students
250,000-500,000 Volumes in the Library

-
- 1. Purpose of Presentations:** Use slide/tapes for orientation
 - 2. Courses Using Presentations:** No complete program offered
 - 3. Presentation Access/Control:** Freshman composition students
 - 4. Presentation Subjects:** Reader's Guide (3 minutes); New York Times Index (2 minutes); Card Catalog (3 minutes); Reference Items (15 minutes); Locating Periodicals In The Library (4 minutes)
 - 5. Presented By:** Professional librarian
 - 6. Viewing Locations:** In library seminar room; plan to use in library's special materials center
 - 7. Produced By:** The library and audio-visual services
 - 8. Financed By:** The library and audio-visual services
 - 9. Number of Viewers/Year:** Approximately 200 or 2% of the student body
 - 10. Evaluation:** Evaluated by College Educational Communications Center through formal test of users, questionnaire completed by users, and interviewing users
 - 11. Equipment:** 3-M Sound-On-Slide Projector 625 with portable rear screen projector; Audiotronics portable tape player
 - 12. Availability:** Portions are adaptable to other libraries, but not available at the present time
 - 13. Comments:** "I am writing an article now on our program."

TARRANT COUNTY JR. COLLEGE

**John Lolley
Director Library Services
Tarrant County Jr. College, South Campus
5301 Campus Dr.
Ft. Worth, Texas 76119**

**Associate Degree Granting Institution
5001-10,000 FTE Students
50,000-100,000 Volumes in the Library**

-
- | | |
|--|--|
| 1. Purpose of Presentations: | Formerly used slide/tapes for library orientation |
| 2. Courses Using Presentations: | Used as part of a required course for academic credit in freshman orientation |
| 3. Presentation Access Control: | Freshman orientation classes |
| 4. Presentation Subjects: | General Library Orientation including periodical indexes (5 minutes), card catalog (5 minutes), and reference items (5 minutes); Total presentation was 17 minutes long |
| 5. Presented By: | Professional librarian |
-
- | | |
|-----------------------------------|---|
| 6. Viewing Locations: | Programmed Learning Centers which are housed in the library |
| 7. Produced By: | The library |
| 8. Financed By: | The library |
| 9. Number of Viewers/Year: | Approximately 1000 or 9% of the student body |
| 10. Evaluation: | No formal evaluation |
| 11. Equipment: | Information not provided |
| 12. Availability: | Not adaptable to other libraries |
| 13. Comments: | "Slide/tapes and hardware required and use are simply too expensive for large institutions. The learner must be involved more directly with library resources than mere viewing and listening about them." |

UNIVERSITY OF TENNESSEE

Jess A. Martin
Director
Center for the Health Sciences Library
800 Madison Ave.
Memphis, Tennessee 38163

Doctorate Granting Institution
1001-5000 FTE Students
100,000-250,000 Volumes in the Library

-
1. Purpose of Presentations: Use slide/tapes for orientation; use slide/tapes for instruction on major library items; use slide/tapes as part of a program of library instruction
 2. Courses Using Presentations: Used in both a required and an optional course for academic credit
 3. Presentation Access Control: Any group on demand; and students enrolled in the above mentioned courses
 4. Presentation Subjects: General Library Orientation (25 minutes);
Periodical Indexes (7 minutes)
 5. Presented By: Professional librarian
 6. Viewing Locations: In classrooms and near library items to be used
 7. Produced By: The library and audio-visual services
 8. Financed By: The library
 9. Number of Viewers/Year: Approximately 400 or 20% of the student body
 10. Evaluation: Evaluated by interviewing users
 11. Equipment: Chanel Master Cassette Player/Recorder Model 6394;
Kodak Carousel Model 800 Slide Projector; International
Audiovisual 16mm Optical Projector
 12. Availability: Adaptable for other libraries, not available for loan
 13. Comments: "We have found it rather difficult to develop a slide presentation that would satisfy the varying needs of our users."

UNIVERSITY OF TENNESSEE AT CHATTANOOGA

Joseph A. Jackson
Prof. and Director of Libraries
University Library
Chattanooga, Tennessee 37401

Master's Granting Institution
5001-10,000 FTE Students
100,000-250,000 Volumes in the Library System

-
1. Purpose of Presentations: Use slide/tapes for orientation; use slide/tapes for instruction on major library items
 2. Courses Using Presentations: No complete program offered; used as requested by faculty as a part of another course
 3. Presentation Access Control: Any user or group on demand
 4. Presentation Subjects: General Library Orientation (30 minutes); Periodical Indexes (12 minutes); Card Catalog (5 minutes); Reference Items; Government Documents (2 minutes); Microform Items; (2-5 minutes); and other specialized literature searches by subject
 5. Presented By: Professional librarian
 6. Viewing Locations: Near library item to be used
 7. Produced By: Audio-Visual Services
 8. Financed By: The library and audio-visual services
 9. Number of Viewers/Year: Approximately 1000 or 19% of the student body
 10. Evaluation: Evaluated by librarians, classroom faculty, and students by interviewing users
 11. Equipment: "Standard hardware from AV"
 12. Availability: Not adaptable nor available to other libraries
 13. Comments: "This is our first year to work with our program. It has been very successful with good evaluations from faculty and students."

UNIVERSITY OF TENNESSEE AT MARTIN

Joel Stowers
Director
Paul Meek Library
Martin, Tennessee

Master's Granting Institution
1001-5000 FTE Students
100,000-250,000 Volumes in the Library

-
1. Purpose of Presentations: Use slide/tapes for orientation; use slide/tapes for instruction on major library items
 2. Courses Using Presentations: No complete course offered
 3. Presentation Access Control: Primarily freshman English classes
 4. Presentation Subjects: General Library Orientation (19 minutes); Periodical Indexes (7 minutes); Card Catalog (7 minutes); Reference Items (5 minutes); Government Documents (9 minutes); and Microform Items (7 minutes)
 5. Presented By: Professional librarian
 6. Viewing Locations: Seminar room of library
 7. Produced By: The library
 8. Financed By: The library
 9. Number of Viewers/Year: Approximately 1500 or 30% of the student body
 10. Evaluation: No formal evaluation
 11. Equipment: Montage Narrator 1000 (slide synchronizer); Kodak 850H Slide Projector
 12. Availability: Not adaptable to other libraries
 13. Comments: "The slide/tape program is much more effective than the slide/lecture combination. Teachers and students have commented favorably on the content and organization of the material. The only negative feature is the frequent updating necessary."

UNIVERSITY OF TOLEDO

Julia Baldwin
Documents Librarian
University of Toledo Libraries
2801 Bancroft Street
Toledo, Ohio

Doctorate Granting Institution
15,001-20,000 FTE Students
500,000+ Volumes in the Library System

-
- | | |
|---------------------------------|---|
| 1. Purpose of Presentations | Use slide/tapes for orientation; use slide/tapes for instruction on major library items |
| 2. Courses Using Presentations | No complete program offered |
| 3. Presentation Access Control: | Any user on demand |
| 4. Presentation Subjects: | General Library Orientation; Government Documents (in preparation, total time 5 minutes); Business Report Writing (in preparation) for English 190 |
| 5. Presented By: | Professional librarian |
| 6. Viewing Locations: | Motivas are in lobby; government documents presentation will be in documents collection; English 190 will be given in study room in library |
| 7. Produced By: | Audio-Visual Services (Approximate cost: \$30 for program) |
| 8. Financed By: | The library |
| 9. Number of Viewers/Year: | Approximately 10% of the student body |
| 10. Evaluation: | "The orienation motivas were evaluated 'fleetingly' before beginning the gov. docs. presentation" by observing students |
| 11. Equipment: | Motiva Rear Projection Unit with Kodak Ektagraphic AF2 projector and audio announcer repeating tape player |
| 12. Availability: | Orientation motiva's are not adaptable; government documents could be adapted; not available yet |
| 13. Comments: | "We find that although students do use the motivas, they still prefer to ask their questions directly. In evaluating, we felt that they were not placed well and didn't have proper signs for use." Classroom presentations are more successful with slide accompaniment. ...takes incredible amount of time. |

TOWSON STATE COLLEGE

Richard T. Shotwell
Reference Librarian
Towson State College Library
Baltimore, Maryland 21204

Master's Granting Institution
5001-10,000 FTE Students
250,000-500,000 Volumes in the Library

-
1. Purpose of Presentations: Use slide/tapes for orientation
 2. Courses Using Presentations: No complete program offered
 3. Presentation Access Control: No information provided
 4. Presentation Subjects: General Library Orientation (10 minutes)
 5. Presented By: Individual views presentation without assistance
 6. Viewing Locations: In the library lobby
 7. Produced By: The library and audio-visual services (Approximate cost: \$500)
 8. Financed By: Grant funding
 9. Number of Viewers/Year: Approximately 500 or 20% of the student body
 10. Evaluation: Evaluated by students through questionnaire completed by users
 11. Equipment: No information provided
 12. Availability: Not adaptable to other libraries
 13. Comments: "Freshman orientation used 5 slide/tapes, including libraries, not received well. Too much in short time, saturated w/media. Dropped after 1 yr."

VIRGINIA COMMONWEALTH UNIVERSITY

Doris Mitchell
Assistant Reference Librarian
James Branch Cabell Library
901 Park Avenue
Richmond, Virginia 23227

Doctorate Granting Institution
15,001-20,000 FTE Students
250,000-500,000 Volumes in the Library

-
1. Purpose of Presentations: Use slide/tapes for orientation
 2. Courses Using Presentations: No complete program offered
 3. Presentation Access Control: Any group on demand; primarily business classes and freshman English
 4. Presentation Subjects: General Library Orientation (10 minutes); Periodical Indexes (8 minutes); Card Catalog (6 minutes); Reference Items (10 minutes); Government Documents (2-3 minutes); Microform Items (3 minutes)
 5. Presented By: Professional librarian
 6. Viewing Locations: In classrooms
-
7. Produced By: Audio-Visual Services (Approximate Cost: \$80-\$100, excluding staff labor)
 8. Financed By: The library
 9. Number of Viewers/Year: No information provided.
 10. Evaluation: Evaluated by librarians, classroom instructors, and students through using a questionnaire completed by users
 11. Equipment: No information provided
 12. Availability: "This was our first attempt. We feel that there is much we can do to improve it."
 13. Comments: "Our slide/tape presentation is no longer being used in the orientation program because we have moved into three additional floors of our present library." Not offered in the library and users felt far removed from sources. Too long and not allow users to ask questions.

VIRGINIA COMMONWEALTH UNIV. - MEDICAL COLLEGE

John Bazuzi
Reference Librarian
Tompkins-McCaw Library
Box 667 MCU Station
Richmond, Virginia 23298

Doctorate Granting Institution
1001-5000 FTE Students
100,000-250,000 Volumes in the Library

-
1. Purpose of Presentations: Use slide/tapes for orientation; use slide/tapes for instruction on major library items
 2. Courses Using Presentations: No complete program offered
 3. Presentation Access Control: Any user or group on demand
 4. Presentation Subjects: Periodical Indexes such as Science Citation Index; Special Library functions such as computerized bibliographic services, i.e. Medlines
 5. Presented By: Professional librarian
 6. Viewing Locations: In classrooms and near library items to be used
-
7. Produced By: "Medline in Context" by National Library of Medicine (Approximate cost not provided); "Use of Chemical Abstracts" by American Chemical Society (Approximate cost: \$160); "Use of Science Citation Index" by Institute for Scientific Information (free)
 8. Financed By: The library
 9. Number of Viewers/Year: Approximately 500 or 25% of the student body
 10. Evaluation: No formal evaluation
 11. Equipment: Information not provided
 12. Availability: Adaptable for other libraries and available for loan
 13. Comments: "Our slide/tape packages are for specific indexes or services and are only used with presentations made by librarians. Occasionally an instructor would borrow a specific program to use with his class."

UNIVERSITY OF WASHINGTON

Anne B. Passanelli
Undergraduate Programs Librarian
Odegård Undergraduate Library
Seattle, Washington 98195

Doctorate Granting Institution
30,000+ FTE Students
500,000+ Volumes in the Library System

-
- | | |
|---------------------------------|---|
| 1. Purpose of Presentations: | Use slide/tapes for orientation; use slide/tapes for basic instruction in literature-searching in one particular class of physiology |
| 2. Courses Using Presentations: | No complete program offered |
| 3. Presentation Access Control: | Any group on demand; particularly orientation tour groups and new library staff |
| 4. Presentation Subjects: | General Library Orientation (30 minutes), can be sub-divided into smaller programs for special groups; Literature Search in Physiology (30 minutes) |
| 5. Presented By: | General Library Orientation: Professional Librarian; Physiology Program: Classroom Faculty |
| 6. Viewing Locations: | In library's media center |
-
- | | |
|----------------------------|---|
| 7. Produced By: | The library with a faculty member from physiology preparing the text of the physiology program |
| 8. Financed By: | General Library Orientation: the library
Physiology Program: grant funding |
| 9. Number of Viewers/Year: | Approximately 1000 or 3% of the student body |
| 10. Evaluation: | Only informally by other librarians in system |
| 11. Equipment: | Spindler Suppe Slide Synch; Ektagraphic Projectors (3); Sony 770 Stereo Soundtrack |
| 12. Availability: | Orientation Program not adaptable; Physiology Program might be; For sale: Slides 20¢ each (300 in Orientation Program, 80 in Physiology Program); 5¢ per page for script; Audio tracks are \$3 each |
| 13. Comments: | No comments. |

COLLEGE OF WILLIAM AND MARY

Dortha H. Skelton
Reference Librarian
Earl Gregg Swem Library
Williamsburg, Virginia 23185

Doctorate Granting Institution
1001-5000 FTE Students
500,000+ Volumes in the Library System

-
1. Purpose of Presentations: Use slide/tapes for orientation; use slide/tapes for major library items; use to train new staff members, area school librarians, and to aid others in similar works
 2. Courses Using Presentations: "We are asking for an optional course with academic credit."
 3. Presentation Access Control: Any group on demand; primarily used by freshmen and transfer students
 4. Presentation Subjects: General Library Orientation (5 minutes); Periodical Indexes (5 minutes); Card Catalog (5 minutes); Reference Items (5 minutes); Government Documents (5 minutes); Microform Items (5 minutes); Rare Books, Manuscripts and Museum (5 minutes)
 5. Presented By: Professional librarian
 6. Viewing Locations: In the theater of the library
 7. Produced By: The library and audio-visual services
 8. Financed By: The library and audio-visual services
 9. Number of Viewers/Year: Approximately 500 or 10% of the student body
 10. Evaluation: No formal evaluation
 11. Equipment: 3-M Sound-On-Slide System
 12. Availability: Not adaptable but available for loan through Interlibrary Loan and LOEX (other libraries have borrowed it); "we could make a standardized version for \$45"
 13. Comments: "Our program has not been evaluated officially; we depend on faculty and student feedback. It has been favorable. Faculty recommend it to new students and new faculty, and student response is great."

UNIVERSITY OF WISCONSIN CENTER MARSHFIELD

Georgiane C. Bentzler
Specialist - Librarian
Learning Resource Center
2000 West Fifth Street
P.O. Box 487; Marshfield, WI. 54449

Associate Degree Granting Institution
0-1000 FTE Students
0-50,000 Volumes in the Library

-
1. Purpose of Presentations: Use slide/tapes for orienation; use slide/tapes for instruction for major library items; use slide/tapes for a complete program of library instruction.
 2. Courses Using Presentations: Part of an academic credit course
 3. Presentation Access Control: Any group or user on demand; Students enrolled in the academic credit course
 4. Presentation Subjects: General Library Orientation (20 minutes); Periodical Indexes (30 minutes); Card Catalog (30 minutes); Writing a Research Paper (2 programs about 30 minutes each)
 5. Presented By: Individual may view presentations without assistance
 6. Viewing Locations: In classrooms and learning labs
 7. Produced By: Research Paper from Everett/Edwards (Approximate cost: \$25); Indexes in subject fields from Norther Illinois University (Approximate cost: \$30) Self-Guided Tour, Finding Periodical Articles, and Card Catalog produced by the Learning Resource Center
 8. Financed By: The library and grant funding
 9. Number of Viewers/Year: Varies with enrollment
 10. Evaluation: Evaluated by students through questionnaire completed by users
 11. Equipment: Kodak Carousel Slide Projector
 12. Availability: Adaptable to other libraries; loan within institution
 13. Comments: No additional comments

UNIVERSITY OF WISCONSIN-STOUT

Beulah C. Howison
Coordinator of Public Services
Pierce Library
Menomonee, Wisconsin 54751

Master's Granting Institution
5001-10,000 FTE Students
100,000-250,000 Volumes in the Library

-
1. Purpose of Presentations: Use slide/tapes for orientation; use slide/tapes for instruction on major library items
 2. Courses Using Presentations: Library was funded for 30 individually paced learning packages using a variety of formats. Final report available upon request.
 3. Presentation Access Control: Any user or group on demand
 4. Presentation Subjects: General Library Orientation; Periodical and Newspaper Indexes; Chemical Abstracts; Using the Card Catalog; ERIC; Dictionary of Occupational Titles; Two NTIS presentations (one promotional and one how to use); and various others, i.e. Food Science, Power Technology
 5. Presented By: General Library Orientation primarily presented by classroom faculty; others may be viewed by individual without assistance
 6. Viewing Locations: Near library item to be used
 7. Produced By: The library and audio-visual services (Approximate cost: \$40 for supplies only. "No labor costs or professional costs included. If you added that the cost would be incredible.")
 8. Financed By: The library and grant funding with labor and professional support from audio-services
 9. Number of Viewers/Year: Approximately 20% of the student body
 10. Evaluation: Some have been evaluated by classroom instructors and students through use of formal test of users, questionnaires completed by users, and interviewing users
 11. Equipment: Available upon request
 12. Availability: Adaptable to other libraries and available for sale; Price list available upon request
 13. Comments: "Most of our classroom presentations are slide/lecture. We found the tape did not receive the positive response that the same lecture delivered by a librarian produced. We have all of our presentations (slide/tape) so they can be used individually as well as in a classroom."

UNIVERSITY OF WISCONSIN
STOUT
MENOMONIE WISCONSIN 54751

April 4, 1975

Mr. Terry Franco
Reference Librarian
Kearney State College
Kearney, NB 68847

Dear Mr. Franco,

This follows my letter of April 1, 1974. At long last, the "Self-Paced Instructional Packages Utilizing Library Resources" are in use. The Final Report of this project has been accepted for inclusion in the April issue of the R.I.E. number OE098999.

A copy of each package in its original format is available for loan from WILS (Wisconsin Interlibrary Loan Service), Memorial Library, University of Wisconsin, 728 State Street, Madison, WI 53706.

We are enclosing:

1. Guides To Using Library Resources
2. Description of Reproduction of Guides...
3. Itemized Cost of Guides...
4. Ordering Procedure

Please let us know should you wish further information.

Sincerely,

Beulah C. Howison

Beulah C. Howison
Coordinator of Public Services
Media Retrieval Services--Pierce Library

ars

Enclosures

11-24-75

Media Retrieval Services--Pierce Library
University of Wisconsin--Stout
Menomonie, Wisconsin 54751

GUIDES TO USING LIBRARY RESOURCES

1. Need an Address
2. For Fast Facts Almanacs
3. Associations
4. Atlases and Other Map Resources
5. Audio Tour of the Library..... Cassette tape
6. Finding Biographies
7. Book Reviews Sound Pages
8. Using the Card Catalog
9. Using Chemical Abstracts
10. College Catalogs
11. Critical Analyses of Literary Works Sound pages
12. Dictionary of Occupational Titles Slide/Tape
13. Dissertation Abstracts Cassette tape
14. Essay and General Literature Index
15. Finding Films
16. Index to Graduate Theses Written at Stout and the Nine Sound page
Former Wisconsin State Universities
17. Index Medicus Cassette tape
18. Interlibrary Loan and Photoduplication Services
19. KWOC Index to Non-book Media
20. Guide to Using KWOC Reference Index
21. Monthly Catalog of United States Government Publications
22. Periodicals
23. Using Periodical and Newspaper Indexes Slide/Tape
24. Psychological Abstracts Cassette tape
25. Research Paper Citations
26. Sources of Statistics
27. Guide to Wisconsin Administrative Code
28. Guide to Wisconsin Blue Book
29. Guide to Wisconsin Documents (KWOC Index)
30. Guide to Wisconsin Statutes
31. ERIC Slide/Tape
32. Tourism Tour
33. Food Science..... Slide/Tape
34. Maternal and Child Nutrition..... Slide/Tape
35. Vitamins and Minerals Slide/Tape
36. Power Technology Slide/Tape
37. NTIS Slide/Tape (Motivational)
38. Decorative Fabrics
39. Tour of Library Slide/Tape

4/2/75

UNIVERSITY OF WISCONSIN
STOUT
MENOMONIE WISCONSIN 54751

ORDERING PROCEDURE

Please use enclosed itemized list as an order form. Circle the packages you wish to order. Enclose official purchase order form used on your campus. Add 5% for handling and mailing. Send orders to:

Mr. Joseph Hagaman
Instructional Technology Services
Learning Resources
University of Wisconsin - Stout
Menomone WI 54751

4/2/75

UNIVERSITY OF WISCONSIN
STOUT
MENOMONIE, WISCONSIN 54751

DESCRIPTION OF REPRODUCTION OF GUIDES TO USING LIBRARY RESOURCES

34247
The thirty-one packages are available to any University of Wisconsin system campus at a cost of \$373.27. The itemized list of prices for each package indicate parts of the package that may be deleted. No special packaging is available except as listed. A 5% charge will be added to the invoice to cover the cost of handling and mailing. Minimum order \$25.00.

For libraries not a part of the University of Wisconsin system, the packages identified by an asterisk are available now. Copyright clearance is being requested for the remainder of the packages.

The original copy of each package is handcrafted with special emphasis on color and design. It is not feasible to produce handcrafted copies for distribution. Guides are to be reproduced in these forms:

Audio Tapes	Copies of original tapes.
Book	Copies of pages reproduced on 3M copier, black/white.
Box and Cover Photo	Box to hold slide/tape packages with 8 x 10 colored photograph of original cover.
Covers	8 x 10 colored photographs of the original cover.
Covers of Sound Pages	8 x 10 colored photographs mounted on the face of the Sound Page.
Floor Plans	Offset press.
Objectives, Tests & Handouts	Originals, on an offset press.
Script	Copies of narration on audio tapes and sound pages reproduced on 3M copier, black/white.
Slides	Copies of originals.
Tray	To hold slides.

4/2/75

GUIDES TO USING LIBRARY RESOURCES

<u>TITLE</u>	<u>PART</u>	<u>NUMBER</u>	<u>UNIT PRICE</u>	<u>COST OF COMPLETE SET</u>
<u>Need an Address?</u>				
	Book	11	\$ 1.10	\$3.72
	- Cover Photo	1	2.50	without colored covers \$1.22
	2 Handouts	3	.06	
	Obj. & Test	3	.06	
<u>For Fast Facts - Almanacs</u>				
	Book	6	.60	\$3.22
	- Cover Photo	1	2.50	without colored covers \$.72
	Handout	3	.06	
	Obj. & Test	3	.06	
<u>Associations</u>				
	Book	10	1.00	\$3.56
	- Cover Photo	1	2.50	without colored covers \$1.06
	Obj. & Test	3	.06	
<u>Atlases and Other Map Resources</u>				
	Book	43	4.30	\$6.86
	- Cover Photo	1	2.50	without colored covers \$4.36
	Obj. & Test	3	.06	
<u>Audio Tour of the Library</u>				
	Book	2	.20	\$7.90
	- Cover Photo	1	2.50	without colored covers \$5.40
	Floor Plans Guide	5	.50	without audio tape \$4.90
	Audio Tape	1	3.00	
	- Script	16	1.60	
	Handout	5	.10	
<u>Finding Biographies</u>				
	Book	17	1.70	\$4.26
	- Cover Photo	1	2.50	without colored covers \$1.76
	Obj. & Test	3	.06	

University of Wisconsin - Stout
Media Retrieval Services - Pierce Library
Menomonie WI 54751

Send order to: Mr. Joseph Hagaman
Instructional Technology Services
Learning Resources
University of Wisconsin - Stout
Menomonie WI 54751

TITLE

PART

NUMBER

UNIT PRICE

COST OF COMPLETE SET

Book Reviews

Book	15	1.50	\$63.82
- Cover Photo	1	2.50	Do not purchase unless you have
Handout	2	.04	Sound Page Equipment.
Sound Pages	11	33.00	without colored covers \$61.32
- Copies of Front	11	22.00	without Poster, \$61.32
- Scripts	22	2.20	(Poster is an 8 x 10 black and
Obj. & Tests	4	.08	white photograph of a much
Poster	1	2.50	larger poster. May not be legible.)

Using the Card Catalog

Slide/Tape	1		\$61.79 - 2040 = 41.39
- Slides	75	30.00	without audio tape \$58.79- 35 39
- Tray	1	2.75	without Sound Pages \$41.79
- Tape	1	3.00	without box with colored
Script	19	1.90	cover to contain slide/tape \$58.29.
- Box & Cover		3.50	37.89
Photo	1		
Sound Pages	4	12.00	
- Copies of Front	4	8.00	
- Script	4	.40	
Handout	8	.16	
Obj. & Test	4	.08	

168

Using Chemical Abstracts

Book	18	1.80	\$4.36
- Cover Photo	1	2.50	without colored covers \$1.86
Obj. & Test	3	.06	

College Catalogs

Book	7	.70	\$3.26
- Cover Photo	1	2.50	without colored covers \$.76
Obj. & Test	3	.06	

Critical Analyses of Literary Works

Book	16	1.60	\$17.18
- Cover Photo	1	2.50	Do not purchase unless you have
Sound Pages	2	6.00	Sound Page Equipment.
- Copies of Front	2	4.00	without colored covers \$14.68
- Scripts	4	.40	without poster \$14.68
Obj. & Test	6	.12	(Poster is an 8 x 10 black and
Poster	1	2.50	white photograph of a much larger
Handout	3	.06	poster. May not be legible.)

Univ. of Wis. - Stout
Media Retrieval Svs. - Pierce Lib.
Menomonie WI 54751

TITLE

PART

NUMBER

UNIT PRICE

COST OF COMPLETE SET

Dictionary of Occupational Titles

Slide/Tape	1		\$43.55
- Slides	80	32.00	without audio tape \$40.55
- Tray	1	2.75	without box with colored cover
- Tape	1	3.00	to contain slide/tape \$40.05
- Script	21	2.10	
- Box & Cover			
Photo	1	3.50	
Handout	7	.14	
Obj. & Test	3	.06	

Dissertation Abstracts

Book	21	2.10	\$7.66
- Cover Photo	1	2.50	without colored covers \$5.16
Audio Tape	1	3.00	without audio tape \$4.66
- Script	5		
Obj. & Test	3	.06	

169

Essay & General Literature Index

Book	7	.70	\$3.26
- Cover Photo	1	2.50	without colored covers \$.76
Obj. & Test	3	.06	

Finding Films

Book	24	2.40	\$5.18
- Cover photo	1	2.50	without colored covers \$2.68
2 Handouts	11	.22	
Obj. & Test	3	.06	

Index to Graduate Theses Written at Stout and the Nine Former Wisconsin State Universities

Book	3	.30	\$13.26
- Cover photo	1	2.50	without colored covers \$10.76
Sound Pages	2	6.00	Do not purchase unless you have
- Copies of front	2	4.00	Sound Page Equipment.
- Scripts	4	.40	
Obj. & Test	3	.06	

University of Wisconsin - Stout
Media Retrieval Services - Pierce Library
Menomonie WI 54751

Send order to: Mr. Joseph Haganan
Instructional Technology Services
Learning Resources
University of Wisconsin - Stout
Menomonie WI 54751

TITLE

PART

NUMBER

UNIT PRICE

COST OF COMPLETE SET

Index Medicus

Book	5		\$6.50
- Cover photo	1	.50	
Audio Tape	1	2.50	without colored covers \$4.00
- Script	5	3.00	without audio tape \$3.50
Obj. & Test		.50	

Inter-library Loan and Photoduplication Services

Book	16		\$6.16
- Cover photo	1	1.60	without colored covers \$3.66
Poster	1	2.50	
Handout	.3	2.00	without poster \$4.16
		.06	

KWOC Index to Non-Book Media

Book	25		\$15.46 - 10 5 66 2.56
- Cover photo	1	2.50	without colored covers \$12.96
Sound Pages	2	6.00	without Sound Pages \$5.46
- Copies of front	2	4.00	
- Script	4	.40	
Obj. & Test	3	.06	

170

Guide to Using the KWOC Reference Index

Book	28		\$5.36
- Cover Photo	1	2.80	without colored covers \$2.86
Obj. & Test	3	2.50	
		.06	

Monthly Catalog of United States Government Publications

Book	23		\$4.86
- Cover photo	1	2.30	without colored covers \$2.36
Obj. & Test	3	2.50	
		.06	

Periodicals

Book	44		\$7.06
- Cover photo	1	4.40	without colored covers \$4.56
2 Handouts	5	2.50	
Obj. & Test	3	.10	
		.06	

University of Wisconsin - Stout
Media Retrieval Services - Pierce Library
Menomonie WI 54751

Send order to:
Mr. Joseph Haganan
Instructional Technology Services
Learning Resources
University of Wisconsin - Stout
Menomonie WI 54751

TITLE

PART

NUMBER

UNIT PRICE

COST OF COMPLETE SET

Using Periodicals and Newspaper Indexes

Slide/Tape	1		\$38.29
- slides	68	27.20	without audio tape \$35.29
- tray	1	2.75	without box with colored cover
- tape	1	3.00	to contain slide/tape \$34.79
- script	17	1.70	
- box & cover			
photo	1	3.50	
Handout	4	.08	
Obj. & Test	3	.06	

Psychological Abstracts

Book	10	1.00	\$7.56
- cover photo	1	2.50	without colored cover \$5.06
Sample Book	5	.50	without audio tape \$4.56
Audio Tape	1	3.00	
- script	5	.50	
Obj. & Test	3	.06	

171

Research Paper Citations

Book	9	.90	\$3.60
- cover photo	1	2.50	without colored cover \$1.10
Handout	7	.14	
Obj. & Test	3	.06	

Sources of Statistics

Book	16	1.60	\$3.60
- cover photo	1	2.00	without colored cover \$1.60

Guide to Wisconsin Administrative Code

Book	17	1.70	\$4.26
- cover photo	1	2.50	without colored cover \$1.76
Obj. & Test	3	.06	

Guide to Wisconsin Blue Book

Book	8	.80	\$3.36
- cover photo	1	2.50	without colored cover \$.86
Obj. & Test	3	.06	

University of Wisconsin - Stout
Media Retrieval Services - Pierce Library
Menomonie WI 54751

Send order to: Mr. Joseph Haganan
Instructional Technology Services
Learning Resources
University of Wisconsin - Stout
Menomonie WI 54751

Guide to Wisconsin Documents
(KWOCT-lex)

Book	23	2.30	\$4.86
- cover photo	1	2.50	without colored covers \$2.36
Obj. & Test	3	.06	

Guide to Wisconsin Statutes

Book	9	.90	\$3.46
- cover photo	1	2.50	without colored covers \$.96
Obj. & Test	3	.06	

Tourism Tour

Book	34	3.40	\$6.04
- cover photo	1	2.50	without colored covers \$3.54
Handout	7	.14	

University of Wisconsin - Stout
Media Retrieval Services - Pierce Library
Menomonie WI 54751

Send order to:

Mr. Joseph Hagaman
Instructional Technology Services
Learning Resources
University of Wisconsin - Stout
Menomonie WI 54751



(Date)

(Inside Address)

Dear

Recently, instruction in the use of the academic library has received increased attention. While not the only method, use of slide/tape presentations is probably the most popular. Unfortunately, many libraries are unable to provide the necessary resources for their production, or, if resources are available, there is much unnecessary duplication of efforts.

The purpose of this survey is to determine the present state of the art concerning slide/tape library instruction. It is hoped through distribution of the results, exemplary presentations will become known and available to more libraries. Duplication of efforts may be avoided and presentations may become available to libraries who do not have the resources for their original production.

Since, according to Mary Bolner, Project Director of LOEX, you have used or are using the slide/tape method of instruction at your library, please take a few minutes to share your experience with others. While the emphasis of this survey is on systematic programs consisting of several individual presentations, possibly with accompanying assignments for academic credit, information concerning use of slide/tape library instruction at your library is important, even if it consists of only one presentation. Anonymity will be given if so desired.

Dissemination of the major results is planned through a journal article. Complete results will be made to respondents prior to publication, and they will also be made available to the ERIC system for distribution.

Your cooperation will be necessary for the success of this project and will be most appreciated.

Sincerely,

Larry Hardesty
User Services Coordinator

Appendix B: Survey Questionnaire

Slide/Tape Library Instructional Program Survey

Optional Information

Date: _____

Name: _____

Position: _____

Library: _____

Institution: _____

Address: _____

Do Not
Write In
this Space

Circle one response except where indicated:

1. Highest degree offered by your institution:

- a. Associate Degree b. Bachelor's c. Master's
d. Doctorate

2. Full-Time Equivalent Student Enrollment (FTE):

- a. 0-1000 b. 1001-5000 c. 5001-10,000
d. 10,001-15,000 e. 15,001-20,000
f. 20,001-30,000 g. 30,000+

3. Number of volumes in your library:

- a. 0-50,000 b. 50,000-100,000 c. 100,000-250,000
d. 250,000-500,000 e. 500,000+

4. Circle all that apply. What type of use does your library make of slide/tape presentations.

- a. Do not use slide/tapes.
b. Use slide/tapes for orientation.
c. Use slide/tapes for instruction on only a few major library items.
d. Use slide/tapes for a complete program of library instruction (which may consist of several related presentations, accompanying assignments, and academic credit.)
e. Other _____

Do Not
Write In
This Space

5. Circle all that apply. If a complete program is offered through slide/tapes, is it offered as:
- a. required course for academic credit
 - b. optional course for academic credit
 - c. required course for non-credit
 - d. optional course for non-credit
 - e. other (specify) _____
6. Primarily to whom are your slide/tape presentations directed:
- a. any user on demand
 - b. any group on demand
 - c. primarily only particular groups
ie. Freshman English Classes (specify) _____
 - d. students enrolled in course(s) such described in question number 5
 - e. other _____
7. Indicate all that apply. What library material are presented in the slide/tape presentations, and what is the approximate length of each: (example Periodical Indexes: Reader's Guide, 5 minutes; Education Index, 6 minutes)
- a. General Library Orientation: _____
 - b. Periodical Indexes: _____
 - c. Card Catalog: _____
 - d. Reference Items: _____
 - e. Government Documents: _____
 - f. Microform Items: _____
 - g. Other: _____

Do Not
Write In
his Space

8. Who is primarily responsible for offering the individual presentations to the viewer:

- a. professional librarian
- b. library support staff member
- c. classroom faculty
- d. student aide
- e. individual views presentations without assistance
- f. other _____

9. Where are the presentations mainly viewed:

- a. in classrooms
- b. in learning labs
- c. near library item to be used
- d. other _____

10. Who produced each presentation:

a. Commercially Produced:

(Presentation)	(Company)	(Approximate Cost)
_____	_____	_____
_____	_____	_____
_____	_____	_____

b. The Library:

(Presentation)	(Company)	(Approximate Cost)
_____	_____	_____
_____	_____	_____
_____	_____	_____

c. Audio-Visual Services of Your Institution:

(Presentation)	(Company)	(Approximate Cost)
_____	_____	_____
_____	_____	_____
_____	_____	_____

d. Other:

(Presentation)	(Company)	(Approximate Cost)
_____	_____	_____
_____	_____	_____
_____	_____	_____

Do Not
Write In
This Space

11. Who primarily financed your slide/tape presentations:

- a. the library
- b. audio/visual services
- c. the college or university
- d. grant funding
- e. other _____

12. If the individual presentation(s) are viewed as part of a series with possible accompanying assignments, how long does it take the average viewer to complete the viewing of all the presentations and any accompanying assignments:

- a. less than one week
- b. one to two weeks
- c. three to six weeks
- d. one semester
- e. no time limit
- f. question not apply
- g. other _____

13. Approximately how many _____ and what percent _____
fill in number fill in number
of your student body view the slide/tape presentations each academic year?

14. Have your slide/tape presentation(s) been evaluated:

- a. Yes
- b. No
- c. Other _____

15. Indicate all that apply. If your presentations have been evaluated, by whom:

- a. librarians
- b. classroom instructors
- c. students
- d. question not apply
- e. other _____

Do Not
Write In
This Space

16. Indicate all that apply. If your presentations have been evaluated, what was the method?

- a. formal test of users
- b. questionnaire completed by users
- c. interviewing users
- d. question not apply
- e. other _____

17. Full name and model number of hardware used:

18. Is your presentations adaptable to other libraries?

- a. Yes
- b. No
- c. Other _____

19. Indicate all that apply. If your presentations are adaptable, are they:

- a. available for loan
- b. available for loan for duplication
- c. for sale (state price for each) _____

d. other _____

20. Indicate all that apply. What other types of mediated library instruction/orientation does your library use?

- a. slides only
- b. tapes only
- c. videotapes
- d. filmstrips
- e. films
- f. other _____

Do Not
Write In
this Space

21. Indicate any method of mediated library instruction your library has discontinued using.

Place the appropriate letter indicating the primary reason for discontinuation in the blank provided. (example:

c 4. Videotapes c. too difficult to up-date

- | | | |
|---------------|----------------|-----------------------------|
| <u> </u> | 1. slide/tapes | a. too expensive |
| <u> </u> | 2. slides only | b. too time-consuming |
| <u> </u> | 3. tapes only | c. too difficult to up-date |
| <u> </u> | 4. videotapes | d. lack of effectiveness |
| <u> </u> | 5. filmstrips | e. lack of use |
| <u> </u> | 6. films | f. patrons not like it |
| <u> </u> | 7. other _____ | h. other _____ |
| <u> </u> | _____ | _____ |
| <u> </u> | _____ | _____ |
| <u> </u> | _____ | _____ |
| <u> </u> | _____ | i. other _____ |
| | | _____ |
| | | _____ |
| | | _____ |
| | | j. other _____ |
| | | _____ |
| | | _____ |
| | | _____ |

Comments: _____

Do Not
Write In
This Space

22. Would you please comment on the positive as well as the negative aspects of your slide/tape program. Particularly what were the results of any evaluation of your presentation? Please enclose material used for any formal evaluation.

Return Completed Questionnaire To:

Larry Hardesty
Reference Librarian
Roy O. West Library
DePauw University
Greencastle, Indiana 46135

DEPAUW UNIVERSITY
GREENCASTLE, INDIANA
46105

ROY O. WEST LIBRARY
BOX 137

Dear

Recently, instruction in the use of the academic library has received increased attention. While not the only method, use of slide/tape presentations is probably the most popular. Unfortunately, many libraries are unable to provide the necessary resources for their production, or, if resources are available, there is much unnecessary duplication of efforts.

The purpose of this survey is to determine the present state of the art concerning slide/tape library presentations. It is hoped through distribution of the results, exemplary presentations will become known and available to more libraries. Also, libraries can share their experiences in producing slide/tape presentations.

Originally, this survey was conduct last May, but since that time Carolyn Kirkendall, Director of Project LOEX, has indicated to me that your library is using some form of library slide/tape presentations for either instruction or orientation. Would you please take a few minutes to share your experiences with others.

While the emphasis of this survey is on systematic programs consisting of several individual presentations, possibly with accompanying assignments for academic credit, information concerning any use of slide/tape presentations at your library is important, even if it consists of only one presentation. Anonymity will be given if so desired.

A summary of the results of this survey will be made available to respondents at their request. Complete results will be made available to Project LOEX and to the ERIC system for distribution.

Your cooperation will be necessary for the success of this project and will be most appreciated.

Sincerely,

Larry Hardesty
Reference Librarian


Slide Projectors and Supplies

Page	CAT. No.	Product Description	List
AV-C2		KODAK EKTAGRAPHIC Slide Projector, Model AF-3	
	147 0665	AV343R with EKTANAR 3-inch f/3.5 Lens (rack focusing) (L)	\$294.50
	147 2497	AV344R with EKTANAR 4-inch f/2.8 Lens (rack focusing) (L)	299.50
	147 2935	AV345R with EKTANAR 5-inch f/2.8 Lens (rack focusing) (L)	299.50
	147 2992	AV347R with EKTANON 7-inch f/3.5 Lens (rack focusing) (L)	316.50
	147 3784	AV340ZR with EKTANAR Zoom Lens, 4- to 6-inch f/3.5	329.50
	147 0624	AV341R without lens	279.75
AV-C3		KODAK EKTAGRAPHIC Slide Projector, Model AF-2	
	147 3982	AV343H with EKTANAR 3-inch f/3.5 Lens (rack focusing) (L)	244.50
	147 3073	AV344H with EKTANAR 4-inch f/2.8 Lens (rack focusing) (L)	249.50
	147 3925	AV345H with EKTANAR 5-inch f/2.8 Lens (rack focusing) (L)	249.50
	147 3685	AV347H with EKTANON 7-inch f/3.5 Lens (rack focusing) (L)	266.50
	147 3131	AV340ZH with EKTANAR Zoom Lens, 4- to 6-inch f/3.5 (L)	279.50
	147 3941	AV341H without lens	229.75
AV-C4		KODAK EKTAGRAPHIC Slide Projector, Model AF-2K	
	140 2585	AV343HK with EKTANAR 3-inch f/3.5 Lens (rack focusing) (L)	259.50
	140 2684	AV344HK with EKTANAR 4-inch f/2.8 Lens (rack focusing) (L)	264.50
	140 2270	AV345HK with EKTANAR 5-inch f/2.8 Lens (rack focusing) (L)	264.50
	140 2452	AV347HK with EKTANON 7-inch f/3.5 Lens (rack focusing) (L)	281.50
	140 2619	AV340ZHK with EKTANAR Zoom Lens, 4- to 6-inch f/3.5 (L)	294.50
	140 2734	AV341HK without lens	244.75
AV-C5		KODAK EKTAGRAPHIC Slide Projector, Model B-2	
	140 6586	AV313H with EKTANAR 3-inch f/3.5 Lens (rack focusing) (L)	169.50
	140 6669	AV314AH with EKTANAR 4-inch f/2.8 Lens (rack focusing) (L)	174.50
	147 3218	AV316H with EKTANAR 5-inch f/2.8 Lens (rack focusing) (L)	174.50
	147 2263	AV317H with EKTANON 7-inch f/3.5 Lens (rack focusing) (L)	191.50
	147 3206	AV310ZH with EKTANAR Zoom Lens, 4- to 6-inch f/3.5 (L)	204.50
	144 8644	AV311H without lens	154.75
AV-C6		KODAK EKTAGRAPHIC Slide Projector, Model E-3	
	147 3288	AV323H with EKTANAR 3-inch f/3.5 Lens (rack focusing) (L)	129.50
	178 9718	AV324AH with EKTANAR 4-inch f/2.8 Lens (rack focusing) (L)	134.50
	178 9682	AV326H with EKTANAR 5-inch f/2.8 Lens (rack focusing) (L)	134.50
	147 2877	AV327H with EKTANON 7-inch f/3.5 Lens (rack focusing) (L)	151.50
	147 3148	AV320ZH with EKTANAR Zoom Lens, 4- to 6-inch f/3.5 (L)	164.50
	147 3888	AV321H without lens	114.75

**Appendix E: Purchase Price of 3M Wollensak Tape Recorders
(December 1975)**

Wollensak 3M

COMPANY



RECORDERS — GENERAL PURPOSE


Prof.
User Net

CASSETTES

2505AV Playback deck	\$170.00
2515AV Play/record deck	190.00
2520AV Play/record portable	210.00
2610AV Playback portable	140.00
2620AV Play/record compact portable	160.00


REEL-TO-REEL

1520AV 2-speed 1/2 track	230.00
6020AV 3-speed 1/2 track	200.00




RECORDERS — STEREO

2516AV Cassette deck	260.00
6250AV Reel-to-reel	500.00



RECORDERS — VISUAL SYNC CASSETTE

2548AV Play/record luggage case	400.00
2551AV Play/record portable	340.00
2552AV Play/record portable dual mode	390.00
2556AV Playback deck	290.00
2558AV Playback luggage case	380.00
2568AV Play/Record program stop	480.00
2561AV Playback portable	300.00
2570AV Play/record portable	390.00
2575AV Playback deck	360.00



RECORDERS — REMOTE CONTROL

2540AV Cassette	310.00
-----------------------	--------

RM-POCKETPAL-75-2

PRINTED IN U.S.A.